

July-September 2016



# New Publication Announcement

[lww.com/catalogs](http://lww.com/catalogs)



## TABLE OF CONTENTS

Order Placement . . . . .	iv
Returns Policy - Contact . . . . .	iv
Translation Rights Representatives. . . . .	.v
Co-Publishing Representatives . . . . .	.v
US Catalogue & Special Sales Customers . . . . .	.v
Representatives. . . . .	vi-viii
International Editions. . . . .	viii
Product Details . . . . .	viii
Allen, Nina McIntosh's The Educated Heart, 4e, 978-1-4963-4731-2. . . . .	35
Anderson, Foundations of Athletic Training: Prevention, Assessment, and Management, 6e, 978-1-4963-3087-1. . . . .	41
Arcangelo, Pharmacotherapeutics for Advanced Practice: A Practical Approach, 4e, 978-1-4963-1996-8. . . . .	29
Arendt-Nielsen, Pain in the Joints,978-1-4963-5362-7 . . . . .	15
Atchison, Conditions in Occupational Therapy: Effect on Occupational Performance, 5e, 978-1-4963-3221-9. . . . .	36
Atlas, Magnetic Resonance Imaging of the Brain and Spine, 5e, 978-1-4698-7320-6 . . . . .	22
Bickley, Bates' Guide to Physical Examination and History Taking, 12e, International Edition 978-1-4963-5029-9. . . . .	6
Bickley, Bates' Guide to Physical Examination and History Taking, 12e, North American Edition, 978-1-4698-9341-9. . . . .	6
Braun, Pathophysiology: A Clinical Approach, 3e, 978-1-4963-3586-9. . . . .	38
Braun, Study Guide to Accompany Pathophysiology, 3e, 978-1-4963-5207-1 . . . . .	39
Brazis, Localization in Clinical Neurology, 7e, 978-1-4963-1912-8. . . . .	10
Burke, Practical Thoracic Pathology: Diseases of the Lung, Heart, and Thymus, 978-1-4511-9351-0. . . . .	16
Carlat, The Psychiatric Interview, 4e, 978-1-4963-2771-0 . . . . .	21
Cheng-Ching, Comprehensive Review in Clinical Neurology: A Multiple Choice Book for the Wards and Boards, 2e, 978-1-4963-2329-3. . . . .	11

## TABLE OF CONTENTS (continued)

Constine, Pediatric Radiation Oncology, 6e, 978-1-4963-4286-7 . . . . .	12
Cupples, Core Curriculum for Transplant Nurses, 2e, 978-1-4511-9530-9 . . . . .	32
Dugani, Clinical Anatomy Cases: An Integrated Approach with Physical Examination and Medical Imaging 978-1-4511-9367-1 . . . . .	1
Early, Mental Health Concepts and Techniques for the Occupational Therapy Assistant, 5e, 978-1-4963-0962-4. . . . .	37
Eidem, Pediatric Cardiology Board Review, 2e, 978-1-4963-5123-4 . . . . .	2
Eifel, Gynecologic Radiation Oncology: A Practical Guide, 978-1-4511-9265-0 . . . . .	13
Epstein, Biopsy Interpretation of the Bladder, 3e, 978-1-4963-1504-5 . . . . .	17
Fiser, The ABSITE Review, 5e, 978-1-4963-3697-2 . . . . .	23
Golan, Principles of Pharmacology: The Pathophysiologic Basis of Drug Therapy, 4e, International Edition, 978-1-4963-2057-5. . . . .	20
Golan, Principles of Pharmacology: The Pathophysiologic Basis of Drug Therapy, 4e, North American Edition, 978-1-4511-9100-4 . . . . .	20
Govindan, DeVita, Hellman, and Rosenberg's Cancer, Principles and Practice of Oncology: Review, 4e, 978-1-4963-1080-4 . . . . .	14
Gru, Hematopathology of the Skin: A Clinical and Pathologic Approach, 978-1-4963-0058-4 . . . . .	18
Huff, ECG Workout: Exercises in Arrhythmia Interpretation, 7e, 978-1-4698-9981-7 . . . . .	31
Lemke, Essentials of Foye's Principles of Medicinal Chemistry, 978-1-4511-9206-3 . . . . .	40
Lemke, Essentials of Foye's Principles of Medicinal Chemistry, International Edition, 978-1-4963-5374-0. . . . .	40
Lisko, NCLEX-RN® Questions & Answers Made Incredibly Easy!, 7e, Incredibly Easy! Series®, 978-1-4963-2549-5. . . . .	34
Pham, Nephrology and Hypertension Board Review, 978-1-4963-2807-6 . . . . .	9
Quader, The Washington Manual® of Echocardiography, 2e, 978-1-4963-2128-2 . . . . .	3
Ricci, Essentials of Maternity, Newborn, and Women's Health Nursing, 4e, 978-1-4511-9399-2. . . . .	27
Ricci, Essentials of Maternity, Newborn, and Women's Health Nursing, 4e, International Edition, 978-1-4963-4804-3. . . . .	27
Rimmerman, Interactive Electrocardiography, 3e, 978-1-4963-0051-5. . . . .	4
Rosdahl, Textbook of Basic Nursing, 11e, 978-1-4698-9420-1 . . . . .	25

## TABLE OF CONTENTS (continued)

Rosdahl, Workbook for Textbook of Basic Nursing, 978-1-4963-0273-1 . . . . .	26
Sabatine, Pocket Medicine, 6e, 978-1-4963-4948-4 . . . . .	7
Shifren, The Washington Manual® Pulmonary Medicine Subspecialty Consult, 2e, 978-1-4511-1417-1 . . . . .	8
Step-Up to Geriatrics, 978-1-4963-0127-7 . . . . .	5
Tahan, CMSA Core Curriculum for Case Management, 3e, 978-1-4511-9430-2 . . . . .	33
Vollman, Canadian Community As Partner: Theory & Multidisciplinary Practice, North American Edition, 978-1-4963-3998-0 . . . . .	24
Wolters Kluwer, Medical-Surgical Nursing Made Incredibly Easy!, 4e, Incredibly Easy! Series®, 978-1-4963-2484-9 . . . . .	28
Wolters Kluwer, Pharmacology Made Incredibly Easy!, 4e, Incredibly Easy! Series®, 978-1-4963-2632-4. . . . .	30
Spanish Language Titles . . . . .	43
Pub Date Revisions . . . . .	45
Order Form . . . . .	Center Insert

**\*The Washington Manual®** is a registered mark belonging to Washington University in St. Louis to which international legal protection applies. The mark is used in this publication by Wolters Kluwer under license from Washington University.

## ORDER PLACEMENT

### EUROPE

Wolters Kluwer  
NBN International  
tel: 44 (0)1752 202 301  
fax: 44 (0)1752 202 331  
email: [lww.orders@nbninternational.com](mailto:lww.orders@nbninternational.com)

### AUSTRALIA/NEW ZEALAND

Lippincott Williams & Wilkins Pty Ltd  
tel: 612 9857 1313  
fax: 612 9857 1304  
email: [LWWcustservANZ@wolterskluwer.com](mailto:LWWcustservANZ@wolterskluwer.com)

### JAPAN

Wolters Kluwer Japan  
Toshiya Murayama  
tel: +81-3-5427-1969  
fax: +81-3-3451-2025  
email: [Toshiya.Murayama@wolterskluwer.com](mailto:Toshiya.Murayama@wolterskluwer.com)

### INDIA, NEPAL, SRI LANKA, BANGLADESH, PAKISTAN

Wolters Kluwer India  
Priya Francis  
tel: 91-124-4960922  
fax: 91-124-4960888  
email: [Priya.Francis@wolterskluwer.com](mailto:Priya.Francis@wolterskluwer.com)

### NORTH ASIA

Lilian Tsai  
tel: 886-2-2391-4336  
mob: 886-915-399-075  
fax: 886-2-2391-4323  
email: [Lilian.Tsai@wolterskluwer.com](mailto:Lilian.Tsai@wolterskluwer.com)

### SOUTH EAST ASIA

Kit Mei Wong  
tel: 65 6211 3911  
mob: 65 8128 7781  
email: [kitmei.wong@wolterskluwer.com](mailto:kitmei.wong@wolterskluwer.com)

### MEXICO, CENTRAL AND SOUTH AMERICA

Wolters Kluwer P&E Mexico, S.A. de C.V.  
Ejercito Nacional No. 404 Of 801  
Polanco V Sección. a  
11560, Miguel Hidalgo  
Mexico, D.F.  
tel: +52 55 56633369  
email: [consultas@wolterskluwer.com](mailto:consultas@wolterskluwer.com)

## RETURNS POLICY - CONTACT

### EUROPE

Wolters Kluwer  
NBN International  
Airport Business Centre  
10 Thornbury Road  
Plymouth PL6 7PP  
United Kingdom

### AUSTRALIA/NEW ZEALAND

Wolters Kluwer  
Level 2, 101 Waterloo Road  
North Ryde NSW 2113  
Australia

### JAPAN

Wolters Kluwer Japan  
5th Floor, Forecast Mita  
1-3-31 Mita, Minato-Ku  
Tokyo 108-0073  
Japan

### ALL OTHER REGIONS

Wolters Kluwer  
16522 Hunters Green Parkway  
Hagerstown, MD 21742  
USA

## TRANSLATION RIGHTS REPRESENTATIVES

### SHASHANK TIWARI

Rights Manager  
email: [Shashank.Tiwari@wolterskluwer.com](mailto:Shashank.Tiwari@wolterskluwer.com)  
Japan, India, rest of Asia (not covered by Penny), Italy

### LINDA ALBIN

Rights Manager  
email: [linda.albin@wolterskluwer.com](mailto:linda.albin@wolterskluwer.com)  
South America, Europe (Except Italy), Middle East

### TIANTIAN YANG

Rights Manager  
email: [tiantian.yang@wolterskluwer.com](mailto:tiantian.yang@wolterskluwer.com)  
Mainland China (Simplified Chinese)

### PENELOPE (PENNY) CHEN

Rights Executive  
email: [penelope.chen@wolterskluwer.com](mailto:penelope.chen@wolterskluwer.com)  
Taiwan (Traditional Chinese), South Korea, Thailand, Vietnam

## CO-PUBLISHING REPRESENTATIVES

### KELLEY SQUAZZO

[kelley.squazzo@wolterskluwer.com](mailto:kelley.squazzo@wolterskluwer.com)  
Australia & New Zealand

### DR. CARLOS MENDOZA

tel: +52 (55) 566-33369 ext. 105  
mob: +52 1 (55) 5401-4871  
email: [carlos.mendoza@wolterskluwer.com](mailto:carlos.mendoza@wolterskluwer.com)  
Spanish

## US CATALOGUE & SPECIAL SALES CUSTOMERS

### PEGGY MILLER

Wolters Kluwer  
Associate Director, Corporate and Special Sales  
tel: 410-528-4379  
email: [Peggy.Miller@wolterskluwer.com](mailto:Peggy.Miller@wolterskluwer.com)

## REPRESENTATIVES

### AUSTRALIA & NEW ZEALAND

New South Wales, Australian Capital Territory  
(A.C.T.), Queensland & New Zealand

Gavin Crawford  
tel: +61 2 9568 5995  
mob: +61 452 473 989  
email: Gavin.Crawford@wolterskluwer.com

Victoria, South Australia, Western Australia,  
Tasmania and Northern Territory

Deni Mudigdo  
mob: +61 458 269 381  
email: Deni.Mudigdo@wolterskluwer.com

Donna Smith  
Book Sales Channel Manager  
Australia & New Zealand  
tel: +61 2 9857 1553  
mob: +61 402 425 834  
donna.smith@wolterskluwer.com

### IRELAND

Brookside Publishing Services Ltd  
tel: +353 1 2784225  
mob: +353 86 2252380  
email: sales@brookside.ie

### GREAT BRITAIN

Ashley Rees  
Account Manager  
North England, North Wales, Scotland  
4 Bank Top Road, Brecks, Rotherham, S65 3DY  
tel: +44 (0) 77 3819 0367  
ashley.rees@wolterskluwer.com

Julia Frost  
Account Manager, South England, South Wales  
88 Brunel Road, Maidenhead, Berkshire, SL6 2RT  
tel: +44 (0) 24 7645 1314  
mob: +44 (0) 77 9001 7130  
julia.frost@wolterskluwer.com

### NETHERLANDS, BELGIUM, LUXEMBOURG

Frans Janssen, Network Book Agency  
tel: +31 10 4613868  
fax: +31 10 4614645  
email: info@netwerkaba.com

### GERMANY, AUSTRIA, SWITZERLAND

Hans David  
tel: +49 (0) 9195 4142  
fax: +49 (0) 9195 939 000 9  
email: Hans.David@wolterskluwer.com

### EASTERN EUROPE

Jacek Lewinson  
tel/fax: +48 226283956  
mob: +48 502603290  
email: Jacek@jaceklewinson.com

### SPAIN

Pablo Blanco  
tel: +34 91 602 00 00 office  
mob: +34 676 709 286 mobile  
email: pablo.blanco@wolterskluwer.com

### DENMARK, FINLAND, ICELAND, NORWAY, SWEDEN

Ben Greig, Colin Flint Ltd  
tel: +44 (0) 1223 565 052  
fax: +44 (0) 1223 565 052  
email: Ben.Greig@dial.pipex.com

### MIDDLE EAST, MALTA, CYPRUS, TURKEY, NORTHERN AFRICA, ISRAEL

IPR  
tel: +357 22 872 355  
fax: +357 22 872 359  
email: iprschl@spidernet.com.cy

### SOUTHERN AFRICA

Jill Watson  
tel: +27 (0) 11 964 1144  
fax: +27 (0) 11 964 3196  
mob: 27 (0) 82 30 86 07  
email: sales@watsonmarketing.co.za

## REPRESENTATIVES (continued)

### NIGERIA

Femi Anulopo  
Rombic Concepts Ltd.  
tel: +234(0)8033280593  
email: ceo@rombicconcepts.com

### GHANA

Gibrine Adam  
EPP Book Services  
tel: +233 302 784849  
email: Gibrine.adam@eppbooksglobal.com

### REST OF AFRICA

Amos Bampisaki  
tel +44 256 772 927 256  
email: abampisaki@yahoo.co.uk

### NORTH & EAST INDIA, BANGLADESH, PAKISTAN

Ritesh Bhutani  
tel: +91 98187 99887  
fax: +91-124-4960888  
email: Ritesh.Bhutani@wolterskluwer.com

### TAMILNADU, KERALA, KARNATAKA

A. Maran  
tel: +91 98411 06666  
email: a.maran@wolterskluwer.com

### WEST INDIA, ANDHRA PRADESH & NEPAL

Ajay Mishra  
tel: +91 9810853934  
email: ajay.mishra@wolterskluwer.com

### JAPAN

Toshiya Murayama  
tel: +81-3-5427-1969  
fax: +81-3-3451-2025  
email: Toshiya.Murayama@wolterskluwer.com

### BRUNEI

Kit Mei Wong  
tel: 65 6211 3911  
mob: 65 8128 7781  
email: kitmei.wong@wolterskluwer.com

### CHINA

Allen Song  
tel: +86-10-5863-7807  
mob: +86-1391-175-9821  
fax: +86-10-5863-7997  
email: allen.song@wolterskluwer.com

### HONG KONG, TAIWAN

Lilian Tsai  
tel: 886-2-2391-4336  
mob: 886-915-399-075  
fax: 886-2-2391-4323  
email: Lilian.Tsai@wolterskluwer.com

### KOREA

Kyung-Han Chung  
tel: +82 2 2138 7779  
mob: +82 10 2299 0975  
fax: +82 2 6968 1700  
email: Chung.Kyung-Han@wolterskluwer.com

### PHILIPPINES, GUAM, SAIPAN, PALAU

Tony Sagun and Alda Sagun  
tel: 632-660-8430 / 632-660-5480  
fax: 632-660-0342  
email: lwwagent@pldtDSL.net

### SINGAPORE, MALAYSIA, INDONESIA

PC Tham  
tel: 65 9363 7838  
fax: 65 6472 5977  
email: pctham@pcipublisher.com

### THAILAND, VIETNAM

Supanee U-Prapruit  
tel: +66 02 643 0049  
fax: +66 02 246 2097  
email: Supanee.Uprapruit@wolterskluwer.com



## REPRESENTATIVES (continued)

### MEXICO, CENTRAL AMERICA

Juan Carlos Garcia  
tel: (+52) 5556633373 ext. 103  
mob. (+52) 1 55 4530 12 74  
email: juancarlos.garcia@wolterskluwer.com

### ARGENTINA, CHILE, URUGUAY, PARAGUAY

Juan Carlos Garcia  
tel: (+52) 5556633373 ext. 103  
mob. (+52) 1 55 4530 12 74  
email: juancarlos.garcia@wolterskluwer.com

### BRAZIL

Juan Carlos Garcia  
tel: (+52) 5556633373 ext. 103  
mob. (+52) 1 55 4530 12 74  
email: juancarlos.garcia@wolterskluwer.com

### REST OF SOUTH AMERICA

Juan Carlos Garcia  
Tel: (+52) 5556633373 ext. 103  
Mob. (+52) 1 55 4530 12 74  
email: juancarlos.garcia@wolterskluwer.com

## INTERNATIONAL EDITIONS

***Not authorised for sale in the US, Canada, Australia, New Zealand, Puerto Rico, or US Virgin Islands (St. Thomas, St. Croix, St. John)***

### Notice to Booksellers and Wholesalers

International Editions are produced alongside the equivalent North American titles and are available exclusively outside the US, Canada, Australia, New Zealand, Puerto Rico, and US Virgin Islands (St. Thomas, St. Croix, St. John). This restriction benefits customers in regional markets by allowing us to set list prices appropriate to local needs without compromising the quality of the books.

Restrictions have not been placed on the North American Editions, meaning if you still have these in stock, **you can continue to sell them**. However, all new orders will be fulfilled with International Editions. **Customers outside of the US, Canada, Australia, New Zealand, Puerto Rico, and US Virgin Islands (St. Thomas, St. Croix, St. John) should direct their orders exclusively to the International Edition ISBNs.**

\*International Editions should not be confused with local adaptations where the content is fully revised to meet the needs of the market (e.g. the UK published Made Incredibly Easy! series). All locally adapted titles feature in this catalog.

## PRODUCT DETAILS

We make every effort to ensure that the contents of this catalog are correct at time of publication. However, it is occasionally necessary to make changes to a product's price, bibliographic details and publication date without prior notice. All stock is subject to availability, and all prices, bibliographic details and publication dates are liable to change without prior notice.

July-September 2016

 Wolters Kluwer

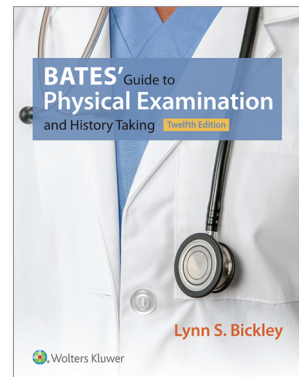
## Bates' Guide to Physical Examination and History Taking, Twelfth Edition

By Lynn S. Bickley, MD, FACP

Widely used by both students and practitioners, **Bates' Guide to Physical Examination and History Taking** provides authoritative, step-by-step guidance on performing the patient interview and physical examination, applying clinical reasoning, shared decision-making, and other core assessment skills—all based on a firm understanding of clinical evidence.

Features of the NEW Twelfth Edition include:

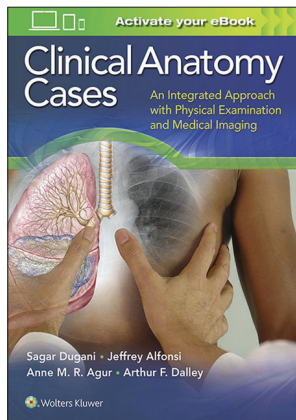
- Clinical pearls, printed in blue, highlight key points throughout the text
- **Text boxes** help readers quickly find important summaries of clinical conditions and tips for challenging examination techniques
- **NEW and updated photographs and illustrations**
- Updated behavior and mental status chapter **now references DSM-5**
- **Significantly revised information**
- And much more!



North American Edition / Hardbound / ISBN: 978-1-4698-9341-9 / (US\$129.99 / £N/A / €N/A)  
USA, Canada, Australia, New Zealand, Puerto Rico & US Virgin Islands  
(St. Thomas & St. Croix)

International Edition / Hardbound / ISBN: 978-1-4963-5029-9 / (US\$129.99 / £51.95 / €62.00)  
World ex. USA, Canada, Australia, New Zealand, Puerto Rico & US Virgin Islands  
(St. Thomas & St. Croix)

Approx. 1,072 pp. / Approx. 1,391 Full-Color Illus. / Approx. 40 Tables / 8.5 x 11 / October 2016



## Clinical Anatomy Cases

### *An Integrated Approach with Physical Examination and Medical Imaging*

By **Sagar Dugani, MD, PhD**; **Jeffrey E. Alfonsi, BAsC, MD**; **Anne M. R. Agur, BSc (OT), MSc, PhD**, Professor, Division of Anatomy, Department of Surgery, Faculty of Medicine, Department of Physical Therapy, Department of Occupational Therapy, Division of Biomedical Communications, Institute of Medical Science, Graduate Department of Rehabilitation Science, Graduate Department of Dentistry, University of Toronto, Toronto, Ontario, Canada; **Arthur F. Dalley, PhD, FAAA**, Professor, Department of Cell and Developmental Biology, Adjunct Professor, Department of Orthopaedics and Rehabilitation, Director, Structure, Function and Development and Anatomical Donations Program, Vanderbilt University School of Medicine, University School of Physical Therapy, Nashville, TN, USA

### DESCRIPTION


**Clinical Anatomy Cases** integrates anatomy, physical examination, and medical imaging into a single, practical resource—an ideal presentation for today’s students and residents. Carefully organized content presents normal, clinical, and radiologic anatomy, along with case examples, relevant physical examination information, and clinical pearls. Written and developed by students, residents, physicians, and instructors, **Clinical Anatomy Cases** is a valuable resource for coursework in medical, physician assistant, nurse practitioner, dental, physical therapy, occupational therapy, and other health programs as well as for board exam preparation and as an introduction to radiology during the transition to clinical rotations and practice.

### FEATURES

- ▶ **This first edition features:** More than 80 clinical cases organized by region with corresponding systems overviews as well as typical lab tests, functional testing, and diagnostic imaging presenting full, integrated cases.
- ▶ A highly visual presentation with more than 320 illustrations, photographs, and images to lead students through normal anatomy and common clinical presentations and diseases.
- ▶ Specialty icons that identify case content for Family Medicine, Emergency Medicine, Obstetrics and Gynecology, Surgery, and Internal Medicine.
- ▶ Lists of differential diagnoses and high-yield clinical pearls that help students think through clinical scenarios.
- ▶ Co-authors of the best-selling anatomy textbooks *Clinically Oriented Anatomy* and *Essential Clinical Anatomy*.

**Softbound / ISBN: 978-1-4511-9367-1 / (US\$59.99 / £40.00 / €48.00) Worldwide**

Approx. 352 pp. / Approx. 320 Illus. / June 2016



## Pediatric Cardiology Board Review Second Edition

By **Benjamin W. Eidem, MD, FACC, FASE**, *Professor of Pediatrics and Medicine, Divisions of Pediatric Cardiology and Cardiovascular Diseases, College of Medicine, Mayo Clinic, Rochester, MN*; **Bryan C. Cannon, MD, FHRS**, *Associate Professor of Pediatrics, Divisions of Pediatric Cardiology & Cardiovascular Diseases, Mayo Clinic, Rochester, MN*; **Jonathan N. Johnson, MD, FACC, FASE, FAAP**, *Associate Professor of Pediatrics & Medicine, Divisions of Pediatric Cardiology & Cardiovascular Diseases, Mayo Clinic, Rochester, MN*; **Anthony C. Chang, MD, MBA, MPH**, *Chief Intelligence and Innovation Officer, Medical Director, The Sharon Disney Lund Medical Intelligence and Innovation Institute, Medical Director, Heart Failure Program, Children's Hospital of Orange County, Orange, CA*; **Frank Cetta, MD, FACC, FASE**, *Professor of Pediatrics and Medicine, Divisions of Pediatric Cardiology and Cardiovascular Diseases, College of Medicine, Mayo Clinic, Rochester, MN*

### DESCRIPTION

**More than 900 board-style questions prepare you for certification and recertification!**

Based on the popular Mayo Clinic Pediatric Cardiology Review course, this highly regarded testing resource provides easy access to more than 900 questions and answers on every aspect of pediatric cardiology. Full explanations are provided for every question, helping you focus your areas for review and make the most of your study time.

### FEATURES

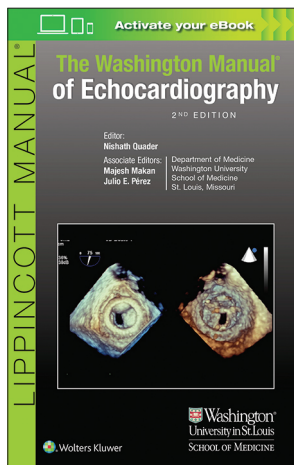
- ▶ Revised and updated from cover to cover, keeping you up to date with current information in the field.
- ▶ Newly expanded, detailed answers in every chapter, plus an added emphasis on adult congenital heart disease, prepare you for today's exams, including the new ACHD exam.
- ▶ More than 900 multiple-choice questions related to the diagnosis and treatment of the fetus, infant, child, and adult with congenital heart disease ensure a thorough review of exam material.
- ▶ Test yourself using the book or with the interactive online question bank, for convenient study anytime, anywhere.
- ▶ Complete coverage of all areas of pediatric cardiology, including anatomy and physiology, congenital malformations, cardiac catheterization and angiography, outpatient cardiology, cardiac intensive care, pharmacology, surgical palliation and repair of CHD, and much more.

Now with the print edition, enjoy the bundled **interactive eBook edition**, which can be downloaded to your tablet and smartphone or accessed online and includes features like:

- ▶ **Complete content with enhanced navigation**
- ▶ **Powerful search tools and smart navigation cross-links** that pull results from content in the book, your notes, and even the web
- ▶ **Cross-linked pages, references, and more** for easy navigation
- ▶ **Highlighting tool** for easier reference of key content throughout the text
- ▶ Ability to **take and share notes** with friends and colleagues
- ▶ **Quick reference tabbing** to save your favorite content for future use

**Note to Booksellers:** The previous edition published in August, 2012. (ISBN: 978-1-4511-8377-1)

**Softbound / ISBN: 978-1-4963-5123-4 / (US\$152.99 / £102.00 / €122.00) Worldwide**  
 Approx. 326 pp. / Approx. 176 Illus. / 97 in Full Color / Approx. 34 Tables / 8.375 x 10.875 /  
 August 2016



## The Washington Manual® of Echocardiography Second Edition

**Editor:** Nishath Quader, MD, FACC, FASE, Assistant Professor of Medicine, Cardiovascular Division, Washington University School of Medicine, St. Louis, MO; **Associate Editors:** Majesh Makan, MD, FACC, FASE, Associate Professor of Medicine, Associate Director of Echocardiography, Division of Cardiology, Washington University School of Medicine, St. Louis, MO; Julio E. Pérez, MD, FACC, FASE, FACP, FAHA, Professor of Medicine, Director of Echocardiography, Cardiovascular Division, Barnes-Jewish Hospital, Washington University School of Medicine, St. Louis, MO

### DESCRIPTION

Concise, portable, and user-friendly, **The Washington Manual® of Echocardiography, Second Edition** focuses on the essential information you need to know to successfully perform and read echocardiograms, as well as to identify valvular heart disease, cardiac myopathies, and congenital anomalies. Supervised and edited by faculty from the Washington University School of Medicine, this highly regarded refer-

ence has been completely updated throughout, with a new, streamlined layout as well more echo clips, and an update on the current guidelines. You'll find expert guidance, practical tips, and up-to-date information on all aspects of echocardiography – all in one convenient and easily accessible source.

### FEATURES

- ▶ **New chapters** on hypertrophic cardiomyopathy and cardiac devices include the latest ACC/AHA and ASE guidelines.
- ▶ **Extensively revised** sections on LV systolic and diastolic function, valve assessment, and TEE.
- ▶ **Hundreds of updated, high-quality images** enhance visual learning and improve diagnostic accuracy.
- ▶ **Reorganized content** emphasizes clarity and consistency, so you can find what you need more quickly.
- ▶ **Tips and pearls** from cardiologists and sonographers offer guidance on proper set-up, correct transduction technique, and image optimization.
- ▶ **A handy, portable resource** for cardiology fellows, as well as anesthesia fellows, cardiac sonographers, residents, attendings, and intensive care and emergency department physicians who utilize handheld ultrasound.

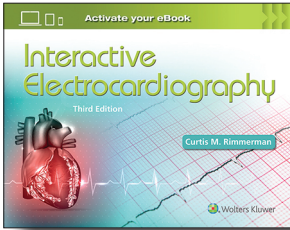
Now with the print edition, enjoy the bundled **interactive eBook edition**, which can be downloaded to your tablet and smartphone or accessed online and includes features like:

- ▶ **Complete content with enhanced navigation**
- ▶ **Powerful search tools and smart navigation cross-links** that pull results from content in the book, your notes, and even the web
- ▶ **Cross-linked pages, references, and more** for easy navigation
- ▶ **Highlighting tool** for easier reference of key content throughout the text
- ▶ Ability to **take and share notes** with friends and colleagues
- ▶ **Quick reference tabbing** to save your favorite content for future use

**Note to Booksellers:** The previous edition published in August, 2012. (ISBN: 978-1-4511-1340-2)

**Softbound / ISBN: 978-1-4963-2128-2 / (US\$80.99 / £54.00 / €65.00) Worldwide**

Approx. 368 pp. / Approx. 369 Illus. / 350 in Full Color / Approx. 25 Tables / 5 x 8 / August 2016



## Interactive Electrocardiography Third Edition

By **Curtis M. Rimmerman, MD**, *Gus P. Karos Chair, Clinical Cardiovascular Medicine, Department of Cardiovascular Medicine, Heart and Vascular Institute, Cleveland Clinic, Cleveland, OH*

### DESCRIPTION

Improve your electrocardiogram interpretation skills with this outstanding workbook/electronic resource! **Interactive Elec-**

**trocadiography, Third Edition** is an ideal learning tool for expanding and refining your interpretation skills at any level. A comprehensive collection of common and uncommon electrocardiograms works seamlessly with an interactive electronic tutorial to provide an easy-to-use learning resource and navigable reference library for healthcare workers of differing specialties and experience.

### FEATURES

- ▶ 500 common and uncommon ECGs (300 are new!) are grouped into three levels of complexity: beginning, intermediate, and advanced – perfect for systematic review at your own pace.
- ▶ Unique electronic features include tracings with labeled color-coded annotation arrows and accompanied by a clinical history, interpretation, and list of diagnostic keywords. The keywords can be used for quick searches when retrieving examples of specific electrocardiogram findings and diagnoses.
- ▶ The workbook contains life-size reproductions of each electrocardiogram on the electronic tutorial. Simply examine the workbook, then code the answer electronically and receive immediate feedback.
- ▶ The electronic tutorial provides additional clinical information, expert author electrocardiogram interpretation, annotations, comments, key word listings, multiple-choice questions, and diagnostic categories unique for each tracing reinforcing key interpretation concepts.

*Now with the print edition, enjoy the bundled **interactive eBook edition**, which can be downloaded to your **tablet and smartphone or accessed online** and includes features like:*


- ▶ **Complete content with enhanced navigation**
- ▶ **Powerful search tools and smart navigation cross-links** that pull results from content in the book, your notes, and even the web
- ▶ **Cross-linked pages, references, and more** for easy navigation
- ▶ **Highlighting tool** for easier reference of key content throughout the text
- ▶ Ability to **take and share notes** with friends and colleagues
- ▶ **Quick reference tabbing** to save your favorite content for future use

**Note to Booksellers:** The previous edition published in October, 2007. (978-0-7817-7863-3)

**Softbound / ISBN: 978-1-4963-0051-5 / (US\$149.99 / £101.00(t) / €121.00(t)) Worldwide**

Approx. 512 pp. / Approx. 500 Illus. / Approx. 300 2-Color Illus. / 10.875 x 8.375 /

September 2016



## Step-Up to Geriatrics

Step-Up Series

By Mitchell S. King, MD and Martin Stephen Lipsky, MD

### DESCRIPTION

**Step-Up to Geriatrics** provides a high-yield review of geriatric medicine for students taking a geriatric clerkship. Clinical pearls, clinical vignettes, full-color illustrations, and “Quick Hits” provide essential information in an efficient, easy-to-remember manner. Step-Up to Geriatrics delivers exactly what you need to know for exam prep and for practical use in the evaluation and treatment of older patients.

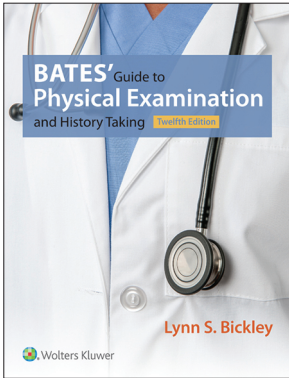
### FEATURES

- ▶ **Comprehensive yet succinct coverage** includes general topics related to care of the elderly; common syndromes, issues, and medical conditions; and end-of-life issues.
- ▶ **“Quick Hits”** in the margins highlight highly testable topics.
- ▶ **Clinical pearls and vignettes** help you “file away” clinical connections for handy retrieval at test time, and aid in the transition from basic science to clinical medicine.
- ▶ **A 100-question, clinically-oriented practice exam** at the end of the book is an ideal self-assessment tool to prepare you for the questions you’ll be faced with in clinical practice.
- ▶ **More than 100 full-color photographs and line drawings** illustrate key concepts throughout.
- ▶ **Easy-to-follow algorithms** show examples of effective clinical reasoning.
- ▶ **Numerous charts, tables, graphs, and mnemonics** aid visual learners and facilitate easy retention of essential material.
- ▶ **Bold terms** point out key terminology for added emphasis.

Written for medical students, **Step-Up to Geriatrics** is also an ideal resource for residents on a geriatric rotation, geriatric fellows, or physicians seeking board certification or recertification, as well as PA and nurse practitioner students and professionals.

**Softbound / ISBN: 978-1-4963-0127-7 / (US\$52.99 / £34.00 / €41.00) Worldwide**

Approx. 336 pp. / 110 in Full Color / Approx. 50 Tables / September 2016



## Bates' Guide to Physical Examination and History Taking Twelfth Edition

By **Lynn S. Bickley, MD, FACP**, *Clinical Professor of Internal Medicine, School of Medicine, The University of New Mexico, Albuquerque, NM*

### DESCRIPTION

**Perform an accurate, efficient, and effective physical examination with confidence.**

Widely used by both students and practitioners, **Bates' Guide to Physical Examination and History Taking** provides authoritative, step-by-step guidance on performing the patient interview and physical examination, applying clinical reasoning, shared decision-making, and other core assessment skills—all based on a firm understanding of clinical evidence.

### FEATURES

- ▶ **Clinical pearls**, printed in blue, highlight key points throughout the text.
- ▶ **Text boxes** help readers quickly find important summaries of clinical conditions and tips for challenging examination techniques.
- ▶ Many **new and updated photographs and illustrations** support the text, and figures are now numbered for easy identification and reference.
- ▶ Revised and expanded chapter on the skin, hair, and nails includes **new dermatology photographs** and provides the framework for assessing common lesions and abnormalities.
- ▶ Updated behavior and mental status chapter **now references DSM-5**.
- ▶ **Significantly revised information** on obesity and nutrition counseling; cardiovascular risk factor screening and new clinical guidelines; new screening guidelines for breast cancer, colon cancer, Papanicolau smears, and stroke risk factors; updated information on STIs; new geriatric assessment tools; and much more.


**Note to Booksellers:** The previous edition published in November, 2012. (North American Edition: 978-1-60913-762-5; International Edition: 978-1-4511-7564-6)

**North American Edition / Hardbound / ISBN: 978-1-4698-9341-9 / (US\$129.99 / £N/A / €N/A)**  
**USA, Canada, Australia, New Zealand, Puerto Rico & US Virgin Islands**  
**(St. Thomas & St. Croix)**

**International Edition / Hardbound / ISBN: 978-1-4963-5029-9 / (US\$129.99 / £51.95 / €62.00)**  
**World ex. USA, Canada, Australia, New Zealand, Puerto Rico & US Virgin Islands**  
**(St. Thomas & St. Croix)**

Approx. 1,072 pp. / Approx. 1,391 Illus. / 1,391 in Full Color / Approx. 40 Tables / 8.5 x 11 /  
 October 2016





## Pocket Medicine Sixth Edition

By Marc S Sabatine, MD

### DESCRIPTION

Quick access to key clinical information and solutions to common problems in internal medicine – as close as your pocket! **Pocket Medicine, Sixth Edition**, is your go-to resource for fast answers to diagnostic questions you'll face on rounds and exams. Prepared by residents and attending physicians at Massachusetts General Hospital, this portable, best-selling reference tackles the diagnosis and treatment of the most common disorders in cardiology, pulmonary medicine, gastroenterology, nephrology, hematology-oncology, infectious diseases, endocrinology, rheumatology, and neurology. Bulleted lists, tables, and algorithms focus on the information you need in order to

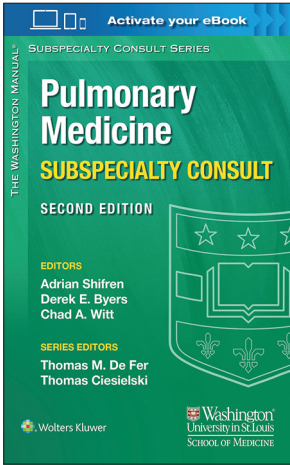
make an accurate diagnosis and develop a treatment plan.

### FEATURES

- ▶ Completely updated throughout to keep you current with what's new in internal medicine.
- ▶ 6-ring looseleaf binder accommodates notes and is small enough to fit in a pocket.
- ▶ 16-page color insert displays classic normal and abnormal radiographs, CT scans, echocardiograms, peripheral blood smears, and urinalyses commonly seen in the practice of internal medicine.
- ▶ User-friendly tabs and a 2-color design help you find information quickly.
- ▶ References to landmark papers help you answer questions from attendings and residents – all from a trusted source acceptable for use on rounds.
- ▶ Surgical, OB-GYN, and ophthalmic consult section guides you to ask the right questions and get the best care for your patients.
- ▶ Ideal for medical students, interns, residents, advanced practice nurses, PAs, and candidates reviewing for internal medicine board exams.

**Note to Booksellers:** The previous edition published in August, 2013. (ISBN: 978-1-4511-9378-7)

**Loose Leaf Binder / ISBN: 978-1-4963-4948-4 / (US\$64.99(t) / £45.95(t) / €55.00(t)) Worldwide**  
 Approx. 280 pp. / Approx. 92 Illus. / Approx. 2 2-Color Illus. / 24 in Full Color / Approx. 265 Tables /  
 4.25 x 7.125 / August 2016



## The Washington Manual® Pulmonary Medicine Subspecialty Consult Second Edition

The Washington Manual® Subspecialty Consult Series

By **Adrian Shifren, MD**, Assistant Professor of Medicine, Pulmonary and Critical Care, Washington University School of Medicine, St. Louis, MO; **Derek E. Byers, MD, PhD**, Washington University School of Medicine, Saint Louis, MO; **Chad A. Witt, MD**, Department of Medicine, Washington University School of Medicine, St. Louis, MO

### DESCRIPTION

Concise, portable, and user-friendly, **The Washington Manual® Pulmonary Subspecialty Consult, Second Edition**, provides quick access to the essential information needed to evaluate patients on a subspecialty consult service. This edition offers state-of-the-art content on the diagnosis, investigation, and treatment of common acute and chronic lung diseases, including coverage of advancing technologies

and therapeutics. Ideal for fellows, residents, and medical students rotating on pulmonology subspecialty services, the manual is also useful as a first-line resource for internists and other primary care providers.

### FEATURES:

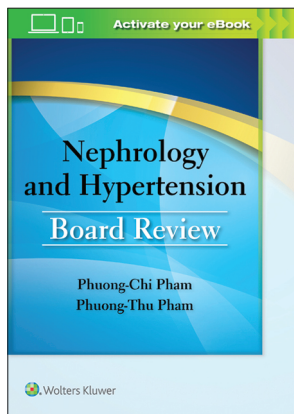
- ▶ **Thoroughly revised** to include expanded diagnostic testing and therapies for pulmonary diseases.
- ▶ **A reorganized, templated format throughout** ensures that you can find what you need quickly and easily.
- ▶ **Comprehensive coverage** of asthma, COPD, interstitial lung disease, pulmonary hypertension, cystic fibrosis, pulmonary infections, lung transplantation, sleep-disordered breathing, and other common pulmonary conditions provides practical clinical information to diagnose and treat a variety of patients.
- ▶ Symptoms, signs, and problems encountered in daily practice are presented in a **quick-reference bulleted format**.
- ▶ **Updated references** are provided for readers who would like additional information on a particular topic.
- ▶ Written by fellows and junior faculty from the Washington University School of Medicine in St. Louis to effectively address real-life clinical experiences.

Now with the print edition, enjoy the bundled **interactive eBook edition**, which can be downloaded to your tablet and smartphone or accessed online and includes features like:

- ▶ **Complete content with enhanced navigation**
- ▶ **Powerful search tools and smart navigation cross-links** that pull results from content in the book, your notes, and even the web
- ▶ **Cross-linked pages**, references, and more for easy navigation
- ▶ **Highlighting tool** for easier reference of key content throughout the text
- ▶ Ability to **take and share notes** with friends and colleagues
- ▶ **Quick reference tabbing** to save your favorite content for future use

**Note to Booksellers:** The previous edition published in May, 2006. (ISBN: 978-0-7817-4376-1)

**Softbound / ISBN: 978-1-4511-1417-1 / (US\$46.99(t) / £33.00(t) / €40.00(t)) Worldwide**  
Approx. 232 pp. / Approx. 20 Illus. / Approx. 120 2-Color Illus. / 5 x 8 / August 2016



## Nephrology and Hypertension Board Review

By **Phuong-Chi T. Pham, MD**, Chief of Nephrology and Hypertension, Program Director, Nephrology Fellowship, Olive View-UCLA Medical Center, Sylmar, CA, Clinical Professor of Medicine, David Geffen School of Medicine, University of California, Los Angeles Los Angeles, CA; and **Phuong-Thu T. Pham, MD**, Director, Outpatient Services, Kidney Transplant Program, University of California, Los Angeles Medical Center, Clinical Professor of Medicine, David Geffen School of Medicine, University of California, Los Angeles, Los Angeles, CA

### DESCRIPTION

**Prepare for the nephrology boards with confidence!** This comprehensive review book proportionally covers all topics listed in the American Board of Internal Medicine blueprint for the Nephrology Board, preparing you for success on the certification and recertification exam.

The only review book of its kind, **Nephrology and Hypertension Board Review** features a concise outline format, line drawings, and tables that promote high-yield studying and effective retention of complex material. It's a must-have resource for mastering the wide knowledge base needed for nephrology board prep and clinical practice.

### FEATURES:


- ▶ Closely reflects the ABIM blueprint outlined for the Nephrology Certifying Exam.
- ▶ Numerous illustrations, tables, graphs provide visual reinforcement and simplify retention of complex information.
- ▶ Concise outline format covers the wide range of what you need to know in an easily digestible format.

Now with the print edition, enjoy the bundled **interactive eBook edition**, which can be downloaded to your **tablet and smartphone or accessed online** and includes features like:

- ▶ **Complete content with enhanced navigation**
- ▶ Powerful search tools and smart navigation cross-links that pull results from content in the book, your notes, and even the web
- ▶ **Cross-linked pages**, references, and more for easy navigation
- ▶ **Highlighting tool** for easier reference of key content throughout the text
- ▶ Ability to **take and share notes** with friends and colleagues
- ▶ **Quick reference tabbing** to save your favorite content for future use

**Softbound / ISBN: 978-1-4963-2807-6 / (US\$99.99(t) / £67.00(t) / €80.00(t)) Worldwide**

Approx. 428 pp. / Approx. 153 Illus. / 40 in 2-Color / 7 x 10 / September 2016



## Localization in Clinical Neurology Seventh Edition

By **Paul Brazis, MD**, Professor of Neurology, Consultant in Neurology and Neuro-ophthalmology, Mayo Clinic, Jacksonville, FL; **Joseph C. Masdeu, MD, PhD**, Senior Staff Physician and Scientist, Section on Integrative Neuroimaging, National Institutes of Health, Bethesda, MD; Adjunct Professor of Neurology, New York Medical College, Valhalla, NY; **José Biller, MD, FACP, FAAN, FAHA**, Professor, Departments of Neurology and Neurological Surgery, Chairman, Department of Neurology, Loyola University Chicago, Stritch School of Medicine, Maywood, IL

### DESCRIPTION

**Develop and perfect your neurologic localization skills with the gold standard text in the field.**

Anatomical localization skills based in physical examination are essential for any clinician caring for patients with neurologic disease processes. Newly revised and updated, **Localization in Clinical Neurology, Seventh Edition**, uses detailed, easy-to-read descriptions and full-color illustrations to help you understand and pinpoint the source of a patient’s signs and symptoms. Improve your diagnostic accuracy and avoid unnecessary testing with this outstanding roadmap to neurologic diagnosis.

### FEATURES

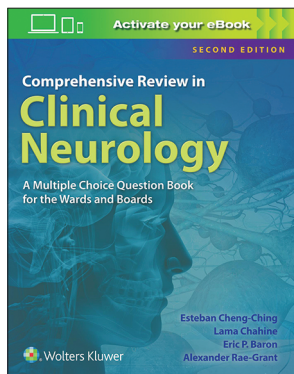
- ▶ **Comprehensive coverage** addresses all brain regions, as well as cranial, spinal, and peripheral nerves.
- ▶ **Detailed discussions** cover relevant anatomy, followed by the lesions related to each anatomic feature.
- ▶ **New material** reflects recent developments regarding neuroanatomy and principles of neurologic localization.
- ▶ **New diagrams and tables**, including “Abnormalities of iris structure affecting pupils” and “Drugs and toxins that can cause miosis or mydriasis,” organize key information in an easy-to-understand format.
- ▶ **Revised illustrations** clearly portray the nerve pathways.

Now with the print edition, enjoy the bundled **interactive eBook edition**, which can be downloaded to your tablet and smartphone or accessed online and includes features like:

- ▶ **Complete content with enhanced navigation**
- ▶ **Powerful search tools and smart navigation cross-links** that pull results from content in the book, your notes, and even the web
- ▶ **Cross-linked pages, references, and more** for easy navigation
- ▶ **Highlighting tool** for easier reference of key content throughout the text
- ▶ Ability to **take and share notes** with friends and colleagues
- ▶ **Quick reference tabbing** to save your favorite content for future use

**Note to Booksellers:** The previous edition published in March, 2011. (ISBN: 978-1-60913-281-1)

**Hardbound / ISBN: 978-1-4963-1912-8 / (US\$199.99 / £140.00(t) / €168.00(t)) Worldwide**  
 Approx. 724 pp. / Approx. 124 Illus. / 117 in Full Color / Approx. 109 Tables / 7 x 10 / August 2016



## Comprehensive Review in Clinical Neurology

### A Multiple Choice Book for the Wards and Boards

#### Second Edition

**Esteban Cheng-Ching, MD**, Assistant Professor, Department of Neurology, Neurointerventional Surgery Division, Boonshoft School of Medicine, Wright State University, Premier Health Clinical Neuroscience Institute, Dayton, OH; **Lama Chahine, MD**, Assistant Professor, Department of Neurology, Perelman School of Medicine, University of Pennsylvania, Philadelphia, PA; **Eric P. Baron, DO**, Clinical Assistant Professor of Medicine, Cleveland Clinic Lerner College of Medicine of Case Western Reserve University, Staff, Department of Neurology, Center for Neurological Restoration—Headache and Chronic Pain Medicine, Cleveland Clinic Neurological Institute, Cleveland, OH; **Alexander Rae-Grant, MD**, Clinical Associate Professor of Medicine, Cleveland Clinic Lerner College of Medicine of Case Western Reserve University, Director of

Continuing Education, Cleveland Clinic, Staff, Department of Neurology, Director of Education, Mellen Center for Multiple Sclerosis, Cleveland Clinic Neurological Institute, Cleveland, OH

## DESCRIPTION

**Your go-to resource for effective, efficient board study!** The second edition of **Comprehensive Review in Clinical Neurology** offers clear explanations of complex concepts in an easily understandable format – all while helping you digest large amounts of information quickly and easily. Retaining the popular format of the first edition, this updated guide features more than 1,000 comprehensive, case-based multiple-choice questions covering every area of neurology you need to master. A combined perspective from multispecialty neurology faculty, plus revisions to conform to the current exam blueprint, ensure that you'll make the most of your study time and will face no surprises on exam day.

## FEATURES

- ▶ **More than 100 new questions**, plus carefully revised existing questions, keep you up to date.
- ▶ **New two-color format** for ease of reference and visual interest.
- ▶ **New digital access** offers more possibilities and greater flexibility for study.
- ▶ Questions cover **all subjects seen on the board exam**, and can be easily studied by topic for targeted review.
- ▶ **Detailed rationales** for all answers help you assess your knowledge and understand why an answer is correct or incorrect.
- ▶ **Most questions are case-based**, reflecting plausible clinical scenarios that facilitate maximum learning.
- ▶ Diagrams, images, and electrophysiologic and pathology findings highlight key points.
- ▶ Perfect for medical students and junior residents beginning their neurology education, senior neurology residents and fellows studying for the neurology board examination, and staff physicians reviewing for MOC exams.

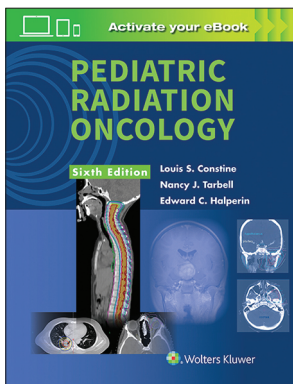
Now with the print edition, enjoy the bundled **interactive eBook edition**, which can be downloaded to your **tablet and smartphone or accessed online and includes features like:**

- ▶ **Complete content with enhanced navigation**
- ▶ **Powerful search tools and smart navigation cross-links** that pull results from content in the book, your notes, and even the web
- ▶ **Cross-linked pages**, references, and more for easy navigation
- ▶ **Highlighting tool** for easier reference of key content throughout the text
- ▶ Ability to **take and share notes** with friends and colleagues

**Note to Booksellers:** The previous edition published in April, 2011. (ISBN: 978-1-60913-348-1)

**Softbound / ISBN: 978-1-4963-2329-3 / (US\$99.99 / £72.00 / €86.00) Worldwide**

Approx. 824 pp. / Approx. 171 Illus. / 69 in Full Color / Approx. 29 Tables / 7 x 9 / August 2016



## Pediatric Radiation Oncology Sixth Edition

By **Louis S. Constine, MD**, Professor of Radiation Oncology and Pediatrics, Section Chief, Pediatric Radiation Oncology, James P. Wilmot Cancer Center, University of Rochester Medical Center, Rochester, NY; **Nancy J. Tarbell, MD**, C.C. Wang Professor of Radiation Oncology, Dean for Academic and Clinical Affairs, Massachusetts General Hospital, Harvard Medical School, Boston, MA; **Edward C. Halperin, MD**, Vice Dean of the School of Medicine, Associate Vice Chancellor for Health Affairs, R.J. Reynolds Professor of Medical Education, Professor, Department of Radiation Oncology, Professor, Department of Pediatrics, Duke University Medical Center, Durham, NC

### DESCRIPTION

**Pediatric Radiation Oncology, Sixth Edition** continues to be the premier reference that offers comprehensive coverage of this challenging area for the radiation oncologist in training or practice, medical radiation physicists and dosimetrists, as well as pediatric oncologists and others interested in understanding childhood malignancies. This definitive text has been completely updated to reflect recent advances in the field. Manageable in size and engaging to read, it efficiently synthesizes data on pathogenesis, pathology, diagnostic workup, staging, treatment approaches (particularly radiation therapy—indications, doses, volumes, and treatment planning), and toxic outcomes, as well as guidance on decision making when data is lacking. For 30 years, this standard reference has helped demystify radiation therapy for childhood cancer and contributed to the quality and quantity of life for children affected by this disease.

### FEATURES


- ▶ Each concise, full-color section focuses on one tumor type and guides you through an understanding of the disease, diagnostic and staging studies, treatment strategies, and, if needed, how to implement radiation therapy.
- ▶ Technological advances in radiation oncology and how they relate to the pediatric patient are incorporated into the text to keep you up to date.
- ▶ All chapters have been fully updated, including integration of the latest clinical trial data.
- ▶ Expert global contributors provide current patient management options and treatment recommendations in each chapter.
- ▶ References are now available both in print and online

Now with the print edition, enjoy the bundled **interactive eBook edition**, which can be downloaded to your tablet and smartphone or accessed online and includes features like:

- ▶ **Complete content with enhanced navigation**
- ▶ **Powerful search tools and smart navigation cross-links** that pull results from content in the book, your notes, and even the web
- ▶ **Cross-linked pages, references, and more** for easy navigation
- ▶ **Highlighting tool** for easier reference of key content throughout the text
- ▶ Ability to **take and share notes** with friends and colleagues
- ▶ **Quick reference tabbing** to save your favorite content for future use

**Hardbound / ISBN: 978-1-4963-4286-7 / (US\$214.99(t) / £148.00(t) / €178.00(t)) Worldwide**

Approx. 512 pp. / 8.375 x 10.875 / September 2016



## Gynecologic Radiation Oncology A Practical Guide

By Patricia J. Eifel, MD and Ann H. Klopp, MD, PhD

### DESCRIPTION

Offering practical approaches to common clinical problems, **Gynecologic Radiation Oncology: A Practical Guide** compiles the extensive clinical experience of Drs. Patricia J. Eifel and Ann H. Klopp from MD Anderson Cancer Center into one user-friendly volume. This reference addresses practical aspects of the field: how to evaluate the role of radiation therapy in various clinical settings, how to explain the rationale for treatment recommendations to referring physicians and patients, when and how to apply various external beam and brachytherapy techniques to address specific clinical problems, and how to monitor and manage patients during and after treatment. The book focuses on the

following items, which can have immediate application to the treatment of patients with gynecologic cancers.


### FEATURES

- ▶ Addresses the techniques, methods, and challenging decisions that characterize the day-to-day practice of gynecologic radiation oncology.
- ▶ Features more than 700 figures and tables that highlight key information – from initial patient evaluation and treatment recommendation, through the process of radiation treatment planning and delivery, to post-treatment monitoring of patients for recurrence and treatment-related side effects.
- ▶ Covers sites of origin, the principles of tumor biology, multidisciplinary management, clinical evaluation, radiation therapy treatment planning and delivery, and symptom management, as well as the features of individual disease sites.
- ▶ Includes more than 50 case studies that demonstrate how concepts are applied in real-life clinical situations.
- ▶ Provides references that are particularly helpful in clinical decision-making, emphasizing important clinical trials, meta-analyses of relevant data and high-quality review articles.
- ▶ Explains not only the insights gained from the clinical literature but also the opportunities for misinterpretation, suggesting how trial results can be more accurately applied to everyday clinical practice.
- ▶ Uses extensive cross-referencing throughout to help you navigate the text and find related topics quickly.

*Purchase of the print addition includes a **bundled interactive eBook**, which can be downloaded to your tablet and smartphone or accessed online and includes features such as:*

- ▶ **Complete content with enhanced navigation**
- ▶ **Powerful search tools and smart navigation cross-links** that pull results from content in the book, your notes, and even the web
- ▶ **Cross-linked pages, references, and more** for easy navigation
- ▶ **Highlighting tool** for easier reference of key content throughout the text
- ▶ Ability to **take and share notes** with friends and colleagues
- ▶ **Quick reference tabbing** to save your favorite content for future use

**Hardbound / ISBN: 978-1-4511-9265-0 / (US\$169.99 / £113.00 / €136.00) Worldwide**  
 Approx. 352 pp. / Approx. 635 Illus. / Approx. 2 2-Color Illus. / 178 in Full Color / 8.375 x 10.875 /  
 September 2016



## DeVita, Hellman, and Rosenberg's Cancer, Principles and Practice of Oncology: Review Fourth Edition

Edited by **Ramaswamy Govindan, MD**, Professor of Medicine, Alvin J. Siteman Cancer Center at Washington University School of Medicine, St. Louis, MO and **Daniel Morgensztern, Daniel Morgensztern, MD**, Assistant Professor, Division of Oncology, Alvin J. Siteman Cancer Center at Washington University School of Medicine, St. Louis, MO

### DESCRIPTION

**Prepare for the oncology boards with confidence!** This comprehensive review book closely follows the contents of **DeVita, Hellman, and Rosenberg's Cancer: Principles and Practice of Oncology, Tenth Edition**, including brand-new, state-of-the-art topics. Hundreds of multiple choice and case-based questions cover medical, radiation, and surgical oncology, as well as hematology, diagnosis and staging, molecular biology, immunotherapy, targeted therapy, and more. The questions are also available online in an interactive format, allowing you to study and review anytime, anywhere!

### FEATURES

- ▶ All questions have been **completely revised to mimic the common formats** you'll see on the exam.
- ▶ **Detailed answers with explanations** are provided for every question, helping you understand the "how" and "why" behind each correct response.
- ▶ Content **reflects the most current information from the leading oncology text**, with corresponding chapters to **DeVita, Hellman, and Rosenberg's Cancer: Principles and Practice of Oncology, 10th Edition** provided for further review.

*Now with the print edition, enjoy the bundled **interactive eBook edition**, which can be downloaded to your tablet and smartphone or accessed online and includes features like:*


- ▶ **Complete content with enhanced navigation**
- ▶ **Powerful search tools and smart navigation cross-links** that pull results from content in the book, your notes, and even the web
- ▶ **Cross-linked pages, references, and more** for easy navigation
- ▶ **Highlighting tool** for easier reference of key content throughout the text
- ▶ Ability to **take and share notes** with friends and colleagues
- ▶ **Quick reference tabbing** to save your favorite content for future use

**Note to Booksellers:** The previous edition published in March, 2012. (ISBN: 978-1-4511-1639-7)

**Softbound / ISBN: 978-1-4963-1080-4 / (US\$99.99 / £67.00(t) / €80.00(t)) Worldwide**

Approx. 384 pp. / Approx. 3 Illus. / 7 x 10 / July 2016





## Pain in the Joints


By **Lars Arendt-Nielsen, PhD, DMSc**, *Professor, Center for Sensory-Motor Interaction (SMI), Department of Health Science and Technology, Faculty of Medicine, Aalborg University, Aalborg, Denmark* and **Serge Perrot, MD, PhD**, *Professor, Centre d'Evaluation et de Traitement de la Douleur, Université Paris Descartes, Paris, France*

### DESCRIPTION

To complement the 2016 IASP Global Year Against **Pain in the Joints**, *Pain in the Joints* provides a comprehensive overview of joint pain, including its assessment, mechanisms, and treatment options. Leading experts address general concepts as well as the diagnostic and therapeutic challenges presented by this complex and growing problem that affects millions of people worldwide.

Of interest to pain scientists and all clinicians involved in perioperative care and the management of chronic pain, this state-of-the-art volume discusses the basic science of joint pain and applies this knowledge to a better understanding of clinical joint pain conditions—from neurophysiology, genetics, and the pathophysiology of ongoing nociception to pain persistence and chronic pain development. Topics also include Animal Models of Osteoarthritic Pain • Joint Imaging in Osteoarthritis • Assessing Joint Pain • Exercise Therapy • Chronic Pain after Joint Surgery • Alternative Treatment Options for Osteoarthritis • Joint Pain in Childhood • and more.

**Softbound / ISBN: 978-1-4963-5362-7 / (US\$89.99 / £60.00 / €72.00) Worldwide**  
 Approx. 288 pp. / Approx. 34 Illus. / 20 in Full Color / Approx. 9 Tables / 6 x 9 / August 2016



## Practical Thoracic Pathology Diseases of the Lung, Heart, and Thymus

By **Allen P. Burke, MD**, Professor, Department of Pathology, University of Maryland School of Medicine, Baltimore, MA, The Joint Pathology Center, National Capital Region Medical Directorate, Silver Spring, MA; **Marie-Christine Aubry, MD**, Professor of Laboratory Medicine & Pathology, Consultant, Division of Anatomic Pathology, Mayo Clinic, Rochester, MN; **Joseph J. Maleszewski, MD**, Associate Professor of Laboratory Medicine & Pathology, Associate Professor of Medicine, Consultant, Divisions of Anatomic Pathology, Cardiovascular Diseases, and Medical Genetics, Mayo Clinic, Rochester, MN; **Borislav A. Alexiev, MD**, Assistant Professor, Medical Director, Immunohistochemistry, Department of Pathology, University of Maryland Medical Center, MD, **Fabio R. Tavora, MD, PhD**, Associate Medical Director, Argos Laboratory, Head of Anatomic Pathology, Messejana Heart and Lung Hospital, Fortaleza, CE, Brazil

### DESCRIPTION

**Practical Thoracic Pathology: Diseases of the Lung, Heart, and Thymus** (formerly *Practical Cardiovascular Pathology*) is a superbly illustrated, one-volume reference to pathology of the thorax. More than 1,800 full-color illustrations, tables, and “practical points” boxes help you arrive at a diagnosis accurately and efficiently. Ideal for both pathology residents and practicing surgical pathologists, this in-depth resource focuses on illustrated practical diagnosis, including differential diagnosis.

### FEATURES

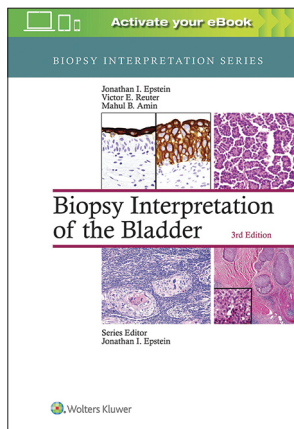
- ▶ New globally-recognized editors and contributors share their expertise in every area of thoracic pathology.
- ▶ The significantly revised cardiac section has been reorganized and rewritten to reflect current treatments and terminology, while retaining its practical approach emphasizing clinical and pathologic correlation.
- ▶ Objective coverage includes updated classifications of interstitial lung disease, vascular lung disease, transplant rejection, autoimmune diseases, and carcinomas of the lung, as well as non-epithelial tumors.
- ▶ Up-to-date information on the genetics of lung cancer, with a focus on current guidelines for genetic testing and what likely lies ahead.
- ▶ Superb coverage of imaging in interstitial lung disease, including explanations of radiologic findings that correlate with pathologic diagnosis.
- ▶ Highly useful for residents, community pathologists, forensic pathologists, and academic pathologists, as well as subspecialty pathologists.

Now with the print edition, enjoy the bundled **interactive eBook edition**, which can be downloaded to your tablet and smartphone or accessed online and includes features like:

- ▶ **Complete content with enhanced navigation**
- ▶ **Powerful search tools and smart navigation cross-links** that pull results from content in the book, your notes, and even the web
- ▶ **Cross-linked pages, references, and more** for easy navigation
- ▶ **Highlighting tool** for easier reference of key content throughout the text
- ▶ Ability to **take and share notes** with friends and colleagues
- ▶ **Quick reference tabbing** to save your favorite content for future use

**Note to Booksellers:** The previous edition published in November, 2010. (978-1-60547-841-8)

**Hardbound / ISBN: 978-1-4511-9351-0 / (US\$269.99 / £180.00(t) / €216.00(t)) Worldwide**  
 Approx. 1,000 pp. / Approx. 1,820 Illus. / 1,750 in Full Color / 8.375 x 10.875 / September 2016



## Biopsy Interpretation of the Bladder Third Edition

By **Jonathan Epstein, MD**, Professor of Pathology, Urology and Oncology, The Johns Hopkins Hospital, Department of Pathology, Baltimore, MA; **Victor Reuter, MD**, Vice Chair, Department of Pathology, Director, Pathology Core Facility, Director, Genitourinary Pathology, Memorial Sloan-Kettering Cancer Center, New York, NY; **Mahul B. Amin, MD**, Professor & Chairman Emeritus, Pathology and Laboratory Medicine, Cedars-Sinai Medical Center, Professor of Pathology & Laboratory Medicine, UCLA David Geffen School of Medicine, Visiting Professor, Urology, USC Keck School of Medicine, Los Angeles California, Visiting Professor, Pathology & Immunology, Baylor College of Medicine, Houston, TX

### DESCRIPTION

Extensively revised to bring you up to date with new pathologic entities, new treatment methods, and much more, **Biopsy Interpretation of the Bladder, Third Edition** is a highly practical guide to effective diagnostic biopsy of the urothelial tract. Presented in a reader-friendly

format, it helps you accurately identify all lesions, tumors, and tumor-like lesions for the bladder—from normal anatomy and histology to a wide range of both common and unusual findings. In addition, exclusive online content includes the fully searchable text, an image bank with 1,500 additional e-figures, and an interactive quiz bank ideal for board exam preparation.

#### **NEW to the Third Edition:**

- ▶ The latest World Health Organization and International Society of Urologic Pathology classifications incorporated throughout.
- ▶ A completely revised chapter on urine cytology, with many new images.
- ▶ New sections on how to handle papillary tumors with borderline features between low-grade and high-grade carcinoma, as well as tumors with mixed low-grade and high-grade features.
- ▶ New information on how to use immunohistochemistry in the classification of precursor lesions, as well as how best to apply IHC panels to establish site of origin.
- ▶ Expanded information on the morphologic spectrum of glandular lesions.
- ▶ Updated sections on both schistosomiasis and non-schistosomiasis associated squamous cell carcinoma, including their relation to HPV, and prognosis.
- ▶ A significantly revised chapter on secondary tumors, including sections on distinguishing UC and bladder adenocarcinoma from prostate adenocarcinoma, colorectal adenocarcinoma, and uterine cervical carcinoma.


Now with the print edition, enjoy the bundled **interactive eBook edition**, which can be downloaded to your tablet and smartphone or accessed online and includes features like:

- ▶ **Complete content with enhanced navigation**
- ▶ **Powerful search tools and smart navigation cross-links** that pull results from content in the book, your notes, and even the web
- ▶ **Cross-linked pages, references, and more** for easy navigation
- ▶ **Highlighting tool** for easier reference of key content throughout the text
- ▶ Ability to **take and share notes** with friends and colleagues
- ▶ **Quick reference tabbing** to save your favorite content for future use

**Note to Booksellers:** The previous edition published in June, 2010. (978-1-60547-335-2)

**Hardbound / ISBN: 978-1-4963-1504-5 / (US\$169.99 / £114.00(t) / €137.00(t)) Worldwide**

Approx. 400 pp. / Approx. 461 Illus. / 457 in Full Color / 6 x 9 / August 2016



## Hematopathology of the Skin A Clinical and Pathologic Approach

By **Alejandro Ariel Gru, MD**, Assistant Professor, Department of Pathology, Emily Couric Clinical Cancer Center, University of Virginia, Charlottesville, VA and **Andrés Schaffer, MD, PhD**, Assistant Professor of Pathology and Immunology, Director, Dermatopathology Center, Director, Dermatopathology Fellowship Program, Washington University School of Medicine in St. Louis, St. Louis, MO

### DESCRIPTION

**Hematopathology of the Skin** provides an up-to-date, interdisciplinary approach to this complex field. Unparalleled in scope, this comprehensive text features a logical, consistent format heavily illustrated with high-quality clinical and pathological images throughout. More than 40 leading dermatopathologists, hematopathologists, and dermatologists from major academic centers in the U.S. and around the world share their expertise and personal experiences with cutaneous hematologic neoplasms, helping you arrive at an accurate, more efficient diagnosis and improve patient care.

### FEATURES

- ▶ Uses a **consistent chapter format** that covers: disease definition • clinical, histological, immunophenotypic, and genetic findings • detailed molecular and immune pathogenesis • detailed differential diagnoses • and a capsule summary.
- ▶ Features **hundreds of high-quality clinical and pathological images**, tables, and figures that clearly explain key concepts.
- ▶ **Follows the classification guidelines** of the World Health Organization and European Organization for Research and Treatment of Cancer (EORTC).
- ▶ The most comprehensive reference on diagnosing cutaneous hematologic disorders available
- ▶ **Offers complete, interdisciplinary coverage of:** functional and phenotypic heterogeneity of cutaneous immune cells • molecular biology of T and B cell lymphomas • current and emerging diagnostic techniques • hematologic malignancies that emerge from skin resident or skin homing immune cells • cutaneous metastasis of and paraneoplastic reactions to systemic hematological malignancies • recent advances in diagnosing cutaneous lymphoproliferations in acquired immunodeficiency • cutaneous inflammatory conditions and reactive lymphoproliferations that resemble hematologic malignancies • inflammatory mimickers of early cutaneous lymphomas • new entities such as annular lichenoid dermatosis of the youth • pseudolymphomas stemming from drugs, infection, vaccination, tattoo, and epithelial neoplasia • hematological malignancies in special anatomical regions or patient populations • and adverse cutaneous reactions secondary to chemotherapy and newer targeted anti-cancer agents.

*continued*

**Hardbound / ISBN: 978-1-4963-0058-4 / (US\$299.99 / £200.00 / €240.00) Worldwide**

Approx. 832 pp. / Approx. 986 Illus. / 980 in Full Color / 8.375 x 10.875 / July 2016


## Hematopathology of the Skin

### *A Clinical and Pathologic Approach*

#### **FEATURES CONTINUED**

*Now with the print edition, enjoy the bundled **interactive eBook edition**, which can be downloaded to your **tablet and smartphone** or accessed **online** and includes features like:*

- ▶ **Complete content with enhanced navigation**
- ▶ **Powerful search tools and smart navigation cross-links** that pull results from content in the book, your notes, and even the web
- ▶ **Cross-linked pages, references, and more** for easy navigation
- ▶ **Highlighting tool** for easier reference of key content throughout the text
- ▶ Ability to **take and share notes** with friends and colleagues
- ▶ **Quick reference tabbing** to save your favorite content for future use



## Principles of Pharmacology *The Pathophysiologic Basis of Drug Therapy* Fourth Edition

By **David E. Golan, MD, PhD**, *Professor of Biological Chemistry, Harvard Medical School, Boston, MA*

### DESCRIPTION

Highly regarded by both students and instructors, **Principles of Pharmacology: The Pathophysiologic Basis of Drug Therapy, Fourth Edition**, offers an integrated mechanism-based and systems-based approach to contemporary pharmacology and drug development. An easy-to-follow format helps first- and second-year students grasp challenging concepts quickly and efficiently. Each chapter presents a clinical vignette illustrating

a therapeutic problem within a physiologic or biochemical system; followed by a discussion of the biochemistry, physiology, and pathophysiology of the system; and concluding with a presentation of the pharmacology of the drugs and drug classes that activate or inhibit the system by interacting with specific molecular and cellular targets. Chapters are integrated into sections that focus on organ systems and therapeutic areas of highest importance. Clear, concise illustrations highlight key points, and drug summary tables offer quick access to essential information.


### FEATURES

- ▶ **Comprehensive updates** to all chapters, including recently approved drugs
- ▶ Nearly 40 popular and practical **Drug Summary Tables** with state-of-the-art information on clinical applications, serious and common adverse effects, contraindications, and therapeutic considerations
- ▶ A **new chapter on drug transporters**, and **extensively revised information** on drug-receptor interactions, pharmacodynamics, drug toxicity, and pharmacogenomics
- ▶ Key changes to Section 1: Fundamental Principles of Pharmacology, which now provides a **comprehensive framework** for material in all subsequent chapters
- ▶ Hundreds of **meticulously updated and colorized illustrations**, including many that are new or substantially modified to highlight new understanding of physiologic, pathophysiologic, and pharmacologic mechanisms

**North American Edition / Softbound / ISBN: 978-1-4511-9100-4 / (US\$90.99 / £N/A / €N/A)**  
**USA, Canada, Australia, New Zealand, Puerto Rico & US Virgin Islands**  
**(St. Thomas & St. Croix)**

**International Edition / Softbound / ISBN: 978-1-4963-2057-5 / (US\$90.99 / £N/A / €N/A)**  
**World ex. USA, Canada, Australia, New Zealand, Puerto Rico & US Virgin Islands**  
**(St. Thomas & St. Croix)**

Approx. 1,024 pp. / Approx. 110 2-Color Illus. / 400 in Full Color / March 2016



## The Psychiatric Interview Fourth Edition

By **Daniel J. Carlat, MD**, *Publisher, The Carlat Psychiatry Report, The Carlat Child Psychiatry Report, The Carlat Addiction Treatment Report, Associate Clinical Professor of Psychiatry, Tufts University School of Medicine, Boston, MA*

### DESCRIPTION

**Now DSM-5 updated!** Using a unique and effective combination of mnemonics, practical techniques, and phrasing examples that illustrate the nuances of the interviewing process, **The Psychiatric Interview, Fourth Edition** helps you establish a rapport with patients and gain valuable clinical insights. Now updated to incorporate the DSM-5 and current research, this popular manual teaches you how to improve your interviewing skills, breaking down this complex area into concise information you can put to use immediately in your practice.

### FEATURES

- ▶ Offers a practical, concise approach to the psychiatric interview, filled with tips and pearls to develop confidence in interviewing.
- ▶ Uses mnemonics and pocket cards to help you understand and remember key elements of the effective interview.
- ▶ Brings you up to speed with the DSM-5 and current research, including changes in diagnosing dementia, substance abuse, eating disorders, ADHD, and more.
- ▶ Provides clear techniques for approaching threatening topics, and shows how relationships that are endangered can be repaired.
- ▶ Presents information in an engaging, conversational manner, helping you form an alliance with each patient in order to promote cooperation and effective treatment.
- ▶ Ideal for psychiatrists, psychiatric residents, nurse practitioners, or other mental health professionals.

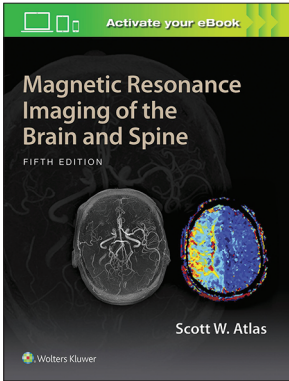
*Now with the print edition, enjoy the bundled **interactive eBook edition**, which can be downloaded to your **tablet and smartphone or accessed online** and includes features like:*

- ▶ **Complete content with enhanced navigation**
- ▶ **Powerful search tools and smart navigation cross-links** that pull results from content in the book, your notes, and even the web
- ▶ **Cross-linked pages, references, and more** for easy navigation
- ▶ **Highlighting tool** for easier reference of key content throughout the text
- ▶ Ability to **take and share notes** with friends and colleagues
- ▶ Quick **reference tabbing** to save your favorite content for future use

**Note to Booksellers:** The previous edition published in October, 2011. (ISBN: 978-1-4511-1019-7)

**Softbound / ISBN: 978-1-4963-2771-0 / (US\$64.99 / £44.00(t) / €53.00(t)) Worldwide**

Approx. 348 pp. / Approx. 18 Illus. / Approx. 37 Tables / 4.25 x 7.125 / August 2016



## Magnetic Resonance Imaging of the Brain and Spine Fifth Edition

By **Scott W. Atlas, MD**, Professor of Radiology, Stanford University School of Medicine, Chief of Neuroradiology, Stanford University Medical Center, David and Joan Traitel Senior Fellow, Hoover Institution, Stanford University, Stanford, CA

### DESCRIPTION

For more than 25 years, **Magnetic Resonance Imaging of the Brain and Spine** has been the leading textbook on imaging diagnosis of brain and spine disorders. The Fifth Edition continues this tradition of excellence with thorough coverage of recent trends and changes in the clinical diagnosis and treatment of CNS diseases, and how those changes relate to MRI findings. It remains a comprehensive, state-of-the-art refer-

ence for all who have an interest in neuroradiology—trainees to experts in the field, basic science researchers, and clinicians.

### FEATURES

- ▶ Shows how to generate state-of-the-art images and define diagnoses from crucial clinical/pathologic MR imaging correlations for neurologic, neurosurgical, and psychiatric diseases spanning fetal CNS anomalies to disorders of the aging brain.
- ▶ Explains new imaging methodology (hardware- and software-based) in a variety of clinical settings.
- ▶ Discusses emerging, clinically relevant research in well-established neurologic disorders such as stroke and brain tumors, as well as developing clinical applications in non-traditional areas, including neurodegenerative disease and fetal anomalies.
- ▶ Analyzes the detail of clinically important imaging findings; defines the role of MRI findings in the clinical setting of neurologic disease; illustrates the pathologic basis for MRI findings; and explores the use of emerging MRI methods as new contributions to diagnosis and treatment.
- ▶ Emphasizes that the diagnosis of neurologic disease must still be grounded in evidence and based on “the known” – neuropathology, genetics, clinical history, and proven imaging findings – rather than on new techniques solely because they exist.
- ▶ Presents the combined knowledge and expertise of renowned neuroradiologists, innovative MRI physicists, and experienced leading clinical neurospecialists from all over the world.

Now with the print edition, enjoy the bundled **interactive eBook edition**, which can be downloaded to your tablet and smartphone or accessed online and includes features like:

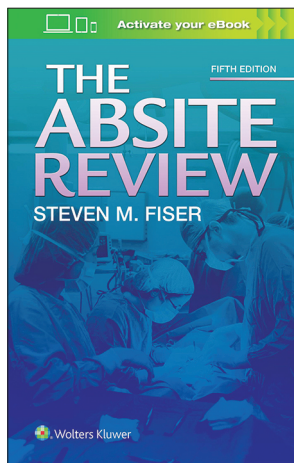
- ▶ **Complete content with enhanced navigation**
- ▶ **Powerful search tools and smart navigation cross-links** that pull results from content in the book, your notes, and even the web
- ▶ **Cross-linked pages, references, and more** for easy navigation
- ▶ **Highlighting tool** for easier reference of key content throughout the text
- ▶ Ability to **take and share notes** with friends and colleagues
- ▶ **Quick reference tabbing** to save your favorite content for future use

**Hardbound / ISBN: 978-1-4698-7320-6 / (US\$399.99 / £285.00(t) / €342.00(t)) Worldwide**

Approx. 1,832 pp. / Approx. 6,111 Illus. / Approx. 22 2-Color Illus. / 766 in Full Color /

Approx. 156 Tables / 8.375 x 10.875 / September 2016





## The ABSITE Review Fifth Edition

By **Steven Fiser, MD**, Cardiac Surgery Specialists Bon Secours Heart and Vascular Institute Richmond, VA

### DESCRIPTION

The first outline-style ABSITE review book – and still the best!

For years, general surgery residents have relied on **The ABSITE Review** for a comprehensive, memory-prompting approach to exam preparation. The Fifth Edition continues to use a streamlined outline and list format to effectively prepare you for certification or recertification with the American Board of Surgery In-Training Examination. The proven, time-saving format allows you to spend more time studying important facts and less time searching for them. Thoroughly revised, comprehensive content ensures that you'll be up to date on every topic

found on the exam – from basic science to clinical knowledge in general surgery as well as surgical subspecialties.

### FEATURES


- ▶ Full-color illustrations, tables, and algorithms support memory-prompting lists and outlines, making the most of your study time.
- ▶ Revised material covers what you'll see on the most recent ABSITE exam, including new guidelines on hemostatic resuscitation, damage control surgery, breast cancer management and more.
- ▶ High-yield, comprehensive coverage reflects the current ABSITE and can be used independently of other study materials.
- ▶ Bold type highlights must-know information throughout the text.

*Now with the print edition, enjoy the bundled **interactive eBook edition**, which can be downloaded to your **tablet and smartphone** or accessed online and includes features like:*

- ▶ **Complete content with enhanced navigation**
- ▶ **Powerful search tools and smart navigation cross-links** that pull results from content in the book, your notes, and even the web
- ▶ **Cross-linked pages, references, and more** for easy navigation
- ▶ **Highlighting tool** for easier reference of key content throughout the text
- ▶ Ability to **take and share notes** with friends and colleagues
- ▶ **Quick reference tabbing** to save your favorite content for future use

**Note to Booksellers:** The previous edition published in July, 2013. (978-1-4511-8690-1)

**Softbound / ISBN: 978-1-4963-3697-2 / (US\$74.99 / £50.00(t) / €60.00(t)) Worldwide**  
 Approx. 328 pp. / Approx. 114 Illus. / Approx. 30 2-Color Illus. / 54 in Full Color / Approx. 58  
 Tables / 5.25 x 8.375 / August 2016



## Canadian Community As Partner *Theory & Multidisciplinary Practice*

By **Ardene Robinson Vollman, PhD, RN, CCHN(C)** ; **Elizabeth T. Anderson, DrPH, RN, FAAN**, Professor, University of Texas Medical Branch, School of Nursing, Galveston, TX ; **Judith McFarlane, DrPh, RN, FAAN**, Parry Chair in Health Promotion and Disease Prevention, Texas Woman's University, College of Nursing, Houston, TX

### DESCRIPTION

**Prepare your Canadian population, public health, health promotion, and nursing students for effective community practice.**

Reflecting the challenges of community practice in today's diverse society, this Fourth Edition of Vollman's easy-to-read text helps Canadian community health practitioners and students make the paradigm shift to community as partner. This acclaimed book presents the Canadian Community as Partner Model in the context of population and community health promotion. Section 1 provides the foundation for community and population health practice, which is detailed in Section 2. A unique third section demonstrates how the Canadian Community as Partner model can be applied in a variety of Canadian settings – from coast to coast to coast - with diverse populations.

### FEATURES

#### Highlights of the 4th Edition:

- ▶ **All new case studies in Section 3** are drawn from actual Canadian practice and range from “Flood Disaster Response” (Alberta)” to “The *Inunnguiniq* Parenting Program” (Nunavut), to “Together Yet Living Apart” (Prince Edward Island).
- ▶ **Diagrams, tables, and frameworks** highlight core theoretical concepts.
- ▶ **An array of real-life, engaging examples** bring theory to life.
- ▶ **Chapter-opening Learning Objectives** focus attention on important content.
- ▶ **Take Note boxes** highlight key concepts as the authors take readers through the steps of the Canadian Community as Partner process from assessment to evaluation.
- ▶ **Critical Thinking Exercises** throughout encourage review, reflection, and application.
- ▶ **An expanded array of teaching and learning resources** help students succeed and save faculty time.


**Note to Booksellers:** The previous edition published in January, 2011. (ISBN: 978-1-60547-709-1)

**North American Edition / Softbound / ISBN: 978-1-4963-3998-0 / (US\$94.99 / £64.00 / €77.00)**

**USA, Canada, Australia, New Zealand, Puerto Rico & US Virgin Islands**

**(St. Thomas & St. Croix)**

7 x 10 / July 2016



## Textbook of Basic Nursing Eleventh Edition

By **Caroline Bunker Rosdahl, RN, BSN, MA**, Staff Nurse, Hennepin County Medical Center, Minneapolis, MN; Vice President Emeritus, Anoka-Hennepin Technical College, Anoka, MN; University of Minnesota School of Nursing, Minne and **Mary T. Kowalski, RN, BA, BSN, MSN**, Professor/Director/Instructor of Health Careers and Vocational Nursing, Retired, Cerro Coso Community College, Ridgecrest, CA

### DESCRIPTION

The revised edition of this extremely popular all-in-one text for the practical/vocational nursing curriculum has everything to meet the needs of students and instructors. Based heavily on the NCLEX-PN framework, this highly visual text contains information on all the critical areas in the curriculum: Anatomy & Physiology, Fundamentals, Skills, Adult Health, Growth and Development, Mental Health, Maternity and Pediatrics, and Geriatric Considerations. **Textbook of Basic Nursing, Eleventh Edition** is accompanied by a robust student Workbook and comprehensive online resources for a successful teaching and learning experience.

### FEATURES


- ▶ **Concept Mastery Alert:** highlights and clarifies the most common misconceptions as identified by Lippincott's online adaptive learning platform.
- ▶ **NCLEX-Style Review Questions**, with 5 new questions in each chapter, are written at the application or higher levels of cognitive ability to align with the NCLEX-PN test plan.
- ▶ **Nursing Alert:** highlights critical nursing content for the LPN/LVN
- ▶ **Special Considerations:** highlight key culture, lifespan, homecare, or nutrition information.
- ▶ **In Practice: Nursing Procedures:** present step-by-step instructions with full-color illustrations, rationales, and memory aids (LPN WELCOME and ENDDD) to help students remember essential tasks.
- ▶ **In Practice: Nursing Care Guidelines:** contain summaries of important concepts, teaching, skills performance, or nursing considerations.
- ▶ **In Practice: Data Gathering in Nursing:** summarizes the key information needed in gathering data for nursing observations.
- ▶ **In Practice: Educating the Client:** highlights important teaching concepts.
- ▶ **In Practice: Nursing Process:** uses the steps of the nursing process to guide the nurse in his or her data collection.
- ▶ **In Practice: Nursing Care Plan:** presents a specific case study using NANDA terminology and the Nursing Process to illustrate the development of a care plan.

**Note to Booksellers:** The previous edition published in December, 2011. (978-1-60547-772-5)

**Hardbound / ISBN: 978-1-4698-9420-1 / (US\$127.99(t) / £86.00(t) / €103.00(t)) Worldwide**

Approx. 1,912 pp./ Approx. 390 Illus. / Approx. 186 2-Color Illus. / 8.375 x 10.875 /

September 2016



## Workbook for Textbook of Basic Nursing Eleventh Edition

By **Caroline Bunker Rosdahl, RN, BSN, MA**, Staff Nurse, Hennepin County Medical Center, Minneapolis, MN; Vice President Emeritus, Anoka-Hennepin Technical College, Anoka, MN; **Mary T. Kowalski, RN, BA, BSN, MSN**, Professor/Director/Instructor of Health Careers and Vocational Nursing, Retired, Cerro Coso Community College, Ridgecrest, CA

### DESCRIPTION

The perfect study companion to Rosdahl and Kowalski's **Textbook of Basic Nursing, Eleventh Edition**, this engaging workbook helps students review and apply the knowledge they need to prepare for exams as well as nursing practice. Each chapter includes three sections: An Answer Key is available for instructors at <http://thepoint.lww.com/Rosdahl11e>.

### FEATURES

#### Assessing Your Understanding

The first section of each chapter includes the following types of exercises to help students remember key concepts, vocabulary, and principles:

- ▶ Fill in the blanks
- ▶ Consider the following figure
- ▶ Matching
- ▶ Sequencing
- ▶ Short answer

#### Applying Your Knowledge

The second section consists of critical thinking exercises to help students apply the knowledge gained from the textbook chapter.

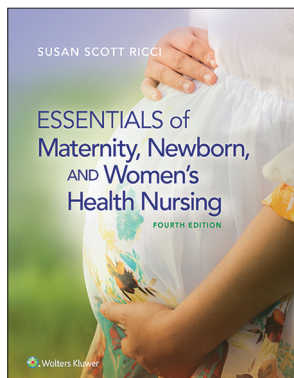
#### Practicing for NCLEX

In keeping with the NCLEX-PN examination, the final section includes multiple-choice and scenario-based questions, asking students to reflect, consider, and apply their knowledge and to choose the best answer from the possible options.

**Note to Booksellers:** The previous edition published in December, 2011. (978-1-60547-773-2)

**Softbound / ISBN: 978-1-4963-0273-1 / (US\$46.99(t) / £31.50(t) / €38.00(t)) Worldwide**

/ Approx. 90 Illus. / 8.375 x 10.875 / September 2016



## Essentials of Maternity, Newborn, and Women's Health Nursing

### Fourth Edition

By **Susan Ricci, ARNP, MSN, MEd**, Nursing Faculty, University of Central Florida, Orlando, FL

#### DESCRIPTION

Susan Ricci's **Essentials of Maternity, Newborn, and Women's Health Nursing** helps busy students learn what they need to pass the NCLEX-RN and safely practice maternity nursing. Using a nursing process focus, the author helps students go from concept to application by building on previously mastered knowledge. Content covers a broad scope of topics emphasizing common issues to maternity-specific information. Also included are 'global nursing perspectives' and AWHONN guidelines, giving students a broader perspective for practice. With a focus on allowing students to apply key concepts, the 4th edition unfolding case studies are being added and a maternity video series being included with the text resources.

#### FEATURES

##### Hallmark Key Features:

- ▶ Threaded Case Studies show real-life scenarios that inspire critical thinking.
- ▶ Teaching Guidelines prepare students to educate families.
- ▶ Nursing Procedures provide a clear, step-by-step explanation with illustrations of variations in nursing care to facilitate competent performance.

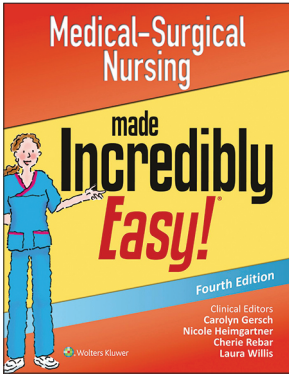
##### Key Revisions and Update:

- ▶ New PrepU Misconception Alerts
- ▶ New Bringing it all together
- ▶ New AWHONN Guidelines
- ▶ New Global Perspective Icon
- ▶ New End of Chapter Unfolding Case
- ▶ Update: Threaded Cases
- ▶ Update: Patient Teaching

**Note to Booksellers:** Previous edition published in August, 2012. (ISBN: 978-1-6083-1801-8)

**Hardbound / ISBN: 978-1-4511-9399-2 / (US\$112.99 / £N/A / €N/A) Worldwide  
International Edition / Hardbound / ISBN: 978-1-4963-4804-3 / (US\$112.99 / £N/A / €N/A)  
World ex. USA, Canada, Australia, New Zealand, Puerto Rico & US Virgin Islands  
(St. Thomas & St. Croix)**

Approx. 928 pp. / Approx. 700 Illus. / 8.378 x 10.875 / August 2016



## Medical-Surgical Nursing Made Incredibly Easy!

*Fourth Edition*

Incredibly Easy! Series®

Wolters Kluwer

### DESCRIPTION

Get the vital concepts, data, and how-to on medical-surgical nursing with the newly updated **Medical-Surgical Nursing Made Incredibly Easy!, Fourth Edition**.

This fun-but-informative guide uses colorful drawings and diagrams to demonstrate the mechanisms and clinical indications of the most common disorders found in each body system—followed by clear-cut direction on assessments, interventions, and evidence-based treatments. An ideal support to class materials and NCLEX® preparation, this is also the perfect on-the-spot refresher for nurses in every kind of medical-surgical practice.


### FEATURES

- ▶ “Just the facts” at the beginning of each chapter.
- ▶ “A closer look” provides illustrations and charts depicting anatomy, physiology, and complex pathways.
- ▶ “Education edge” offers practical patient teaching tips.
- ▶ “What do I do?” identifies steps to take in emergency situations.
- ▶ “Weighing the evidence” includes updated evidence-based practice pointers to support nursing actions.
- ▶ “Memory jogger” relies on helpful mnemonics to jar the memory and reinforce important concepts.
- ▶ Tables, boxes, and illustrations.
- ▶ “Q&A” at the end of each chapter. Tests the reader’s understanding of material covered in the chapter.
- ▶ References at the end of each chapter. (References now at the end of each chapter, rather than a brief list at the end of the book - part of the new design).
- ▶ Appendices, Index, Glossary.

**Note to Booksellers:** The previous edition published in July, 2011. (978-1-60913-648-2)

**Softbound / ISBN: 978-1-4963-2484-9 / (US\$54.99(t) / £39.95(t) / €48.00(t)) Worldwide**

Approx. 1,000 pp. / Approx. 1,033 illus. / 1,031 in Full Color / 7 x 9 / September 2016



## Pharmacotherapeutics for Advanced Practice

### A Practical Approach

#### Fourth Edition

By **Virginia Poole Arcangelo, PhD, NP**, Family Nurse Practitioner, Retired, Berlin, NJ; **Andrew M. Peterson, PharmD, PhD, FCPP**, John Wyeth Dean, Professor of Clinical Pharmacy and Professor of Health Policy, University of the Sciences in Philadelphia, Philadelphia, PA; **Veronica Wilbur, PhD, APRN-FNP, CNE, FAANP**, Assistant Professor Graduate Nursing, West Chester University, West Chester, PA; **Jennifer A Reinhold, BA, PharmD, BCPS, BCPP**, Associate Professor of Clinical Pharmacy, Philadelphia College of Pharmacy, University of the Sciences in PA

### DESCRIPTION

Be ready to prescribe and administer drugs safely and effectively—and grasp all the vitals of pharmacology—with the fully updated **Pharmacotherapeutics for Advanced Practice, Fourth Edition**.

Written by pharmacology nursing experts, this easy-to-read text offers proven frameworks for treating more than 50 common diseases and disorders. Learn how to identify disorders, review possible therapies, then prescribe and monitor drug treatment, accurately. Based on current evidence and real-life patient scenarios, this is the perfect pharmacology learning guide and on-the-spot clinical resource.

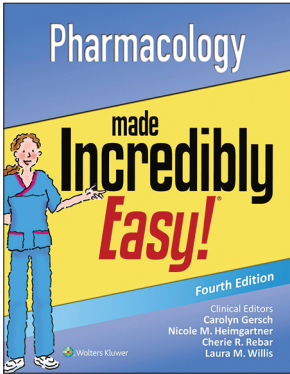
### FEATURES

**Absorb the key principles and practical methods for accurate prescribing and monitoring, with . . .**

- ▶ **NEW** chapter on Parkinson's disease, osteoarthritis, and rheumatoid arthritis
- ▶ **NEW and updated** therapies, and updated and additional case studies, with sample questions
- ▶ **NEW** content on the impacts of the Affordable Care Act
- ▶ **Updated** chapters on complementary and alternative medicine (CAM) and pharmacogenomics
- ▶ **Updated evidence-based algorithms and drug tables** – Listing uses, mechanisms, adverse effects, drug interactions, contraindications, and monitoring parameters, organized by drug class; quick access to generic and trade names and dosages
- ▶ **Quick-scan format** organizes information by body system
- ▶ **Chapter features include:**
  - **Brief overview** – Pathophysiology of each disorder, and relevant classes of drugs
  - **Monitoring Patient Response section** – What to monitor, and when
  - **Patient Education section** – Includes information on CAM for each disorder
- ▶ **Drug Overview tables** – Usual dose, contraindications and side effects, and special considerations
- ▶ **Algorithms** – Visual cues on how to approach treatment
- ▶ **Updated Recommended Order of Treatment tables** – First-, second- and third-line drug therapies for each disorder
- ▶ **Answers to Case Study Questions for each disorder** – Strengthens critical thinking skills
- ▶ **Selecting the Most Appropriate Agent section** – The thought process for choosing an initial drug therapy
- ▶ **Principles of Therapeutics unit** – Avoiding medication errors; pharmacokinetics and pharmacodynamics; impact of drug interactions and adverse events; principles of pharmacotherapy for pediatrics, pregnancy/lactation, and geriatrics

**Note to Booksellers:** The previous edition published in December, 2011. (978-1-4511-1197-2)

**Softbound / ISBN: 978-1-4963-1996-8 / (US\$129.99 / £87.00(t) / €104.00(t)) Worldwide**  
 Approx. 884 pp. / Approx. 114 Illus. / 109 in Full Color / Approx. 280 Tables / 8.375 x 10.875 /  
 August 2016



## Pharmacology Made Incredibly Easy! Fourth Edition

Incredibly Easy! Series®

Wolters Kluwer

### DESCRIPTION

Get all the basics on drug therapies—and administer drugs confidently and accurately—with the newly updated **Pharmacology Made Incredibly Easy!, Fourth Edition**.

Written in the enjoyable, award-winning **Incredibly Easy!** style, this easy-to-follow, fully illustrated guide offers step-by-step direction on the medication process, from assessing patient needs, to planning care, to implementation and positive outcomes. Strengthen your understanding of your class materials, get ready for the NCLEX® or certification exam, and administer drug therapies—safely and effectively!

### FEATURES

**Build a strong platform of pharmacology knowledge and skills with . . .**


- ▶ **NEW and updated content** on the newest approved medications and dosages
- ▶ **NEW** vaccines and treatment for biological weapons exposure
- ▶ **NEW** treatment and antidotes for chemical weapons exposure
- ▶ **NEW** herbal drugs content
- ▶ **NEW** icons and images that clarify content
- ▶ **Revised and updated content** on the concepts of pharmacokinetics, pharmacodynamics, and pharmacotherapeutics
- ▶ **Pharmacology basics** – How drugs are derived, developed, classified, and administered; classes of drugs by body system; their uses and mechanisms
- ▶ **“Nurse Joy” and “Jake”** illustrated characters offering tips and insights throughout
- ▶ **Quick-scan format** with concise, bulleted content
- ▶ **Hundreds of illustrations and diagrams** explaining key concepts and providing clear direction on administering drugs; drug distribution, absorption, and metabolism; potential drug interactions; adverse reactions; how different classes of drugs work in different body systems
- ▶ **Special chapter features:**
  - **Just the facts** – A quick summary of chapter content
  - **Advice from the experts** – Experienced practitioners’ insights
  - **Prototype pro** – Actions, indications, and nursing considerations for common prototype drugs
  - **Nursing process** – Patient assessment, diagnosis, outcome goals, implementation, and evaluation for each type and class of drug
  - **Pharm function** – Illustrating how drugs act in the body; recognizing and treating adverse reactions
  - **Before you give that drug** – Warnings to consider before you administer a drug
  - **Education edge** – Information to share with your patient
  - **Quick quiz** – End-of-chapter questions with answers/explanations, to help you remember the essentials
- ▶ **End-of-book** multiple-choice Q&A; Quick Guides to Medication Safety, Ophthalmic and Dermatologic Drugs, and Abbreviations to Avoid; Glossary of essential pharmacology terms.

**Note to Booksellers:** The previous edition published in May, 2012. (978-1-4511-4624-0)

**Softbound / ISBN: 978-1-4963-2632-4 / (US\$50.99 / £35.95 / €43.00) Worldwide**

Approx. 784 pp. / 760 in Full Color / 7 x 9 / July 2016





## ECG Workout

### Exercises in Arrhythmia Interpretation Seventh Edition

By **Jane Huff RN, CCRN**, Education Coordinator, Critical Care Unit, Arrhythmia Instructor, Advanced Cardiac Life Support (ACLS) Instructor, Preceptor-Mentor, Critical Care Unit, Unity Health White County Medical Center, Searcy, AR

#### DESCRIPTION

Grasp the electrocardiography basics and identify arrhythmias accurately, with the freshly updated **ECG Workout, Seventh Edition**.

Fully addressing the most common arrhythmias, this clearly worded text will take you step-by-step through expert ECG tracing interpretation methods, including differentiating among rhythm groups, equip-

ment use, and management protocols. This is the go-to ECG guide for both student training and professional review—perfect for physicians, nurses, medical and nursing students, paramedics, emergency medical technicians, telemetry technicians, and related practitioners.


#### FEATURES

Get a strong grounding in accurate ECG readings with . . .

- ▶ **NEW** pull-out arrhythmia summary cards help you interpret end-of-chapter practice strips
- ▶ **NEW and updated** advanced cardiac life support (ACLS) guidelines incorporated in each arrhythmia chapter
- ▶ **NEW and updated** figures, boxes, tables, and additional practice strips
- ▶ **Updated coverage of all ECG concepts and skills, including:**
  - Illustrated anatomy and physiology of the heart
  - Electrical basis of electrocardiology
  - Arrhythmia chapters: sinus, atrial, junctional and AV blocks, ventricular and bundle-branch block rhythms—examples, causes, clinical treatments, and practice strips
  - Step-by-step direction on interpreting rhythm strips
  - Components of the ECG tracing: waveforms, intervals, segments, complexes, and waveform identification
  - Discussion of cardiac monitors, lead systems, lead placement, ECG artifacts, and troubleshooting monitor problems
  - Methods for precise rate calculation
  - Discussion of cardiac pacemakers: types, indications, function, pacemaker terminology, malfunctions, and pacemaker analysis, with practice tracings
- ▶ **ECG conversion table** ensures precise heart rate calculation with plastic pocket version inside back cover
- ▶ **Skillbuilder practice strips**—more than 600 life-size ECG tracings:
  - End-of-chapter strips from actual patients, with 3-second indicators for rapid-rate calculation, and answers at back of book
  - A mix of arrhythmias to help you distinguish among types
- ▶ **Posttest** with mix of more than 100 waveform rhythm strips, for student testing or self-evaluation

**Note to Booksellers:** The previous edition published in July, 2011. (978-1-4511-1553-6)

**Softbound / ISBN: 978-1-4698-9981-7 / (US\$59.99 / £38.95 / €47.00) Worldwide**  
Approx. 400 pp. / Approx. 285 illus. / Approx. 8 Tables / 8.375 x 10.875 / July 2016



## Core Curriculum for Transplant Nurses Second Edition

By **Sandra Cupples, PhD, RN, FAAN, CAPT, NC, USN RET**; **Stacey Lerret, PhD, RN, CPNP-AC/PC, CCTC**; **Vicki McCalmont, MS, ANP-C**; **Linda Ohler, RN, MSN, CCTC, FAAN**

### DESCRIPTION

Face the complex challenges of transplant nursing with confidence, with the newly expanded and updated **Core Curriculum for Transplant Nurses, Second Edition**.

This official publication of the International Transplant Nurses Society (ITNS) offers crucial, real-life direction on the science and skills required for every kind of solid organ transplant, from initial evaluation to long-term follow-up. Based on the Certified Clinical Transplant Nurse (CCTN) exam content, this is a must-have training and teaching guide for nursing educa-

tors, students, and all clinicians seeking CCTN certification or a transplant nursing practice.


### FEATURES

**This unique resource offers the core knowledge needed for safe, effective transplant care, with ...**

- ▶ **NEW chapter** on quality assurance and performance improvement (QAPI) and regulatory issues
- ▶ **NEW chapter** on vascular composite allograft transplantation (VCA)
- ▶ **NEW chapter** on mechanical circulatory support (MCS) devices
- ▶ **NEW** United Network for Organ Sharing (UNOS) criteria for VCA procedures and other UNOS policies, including organ allocation policies
- ▶ **NEW** Centers for Medicare and Medicaid Services (CMS) guidelines for patient selection for destination therapy
- ▶ **NEW** evidence-based International Society for Heart and Lung Transplantation guidelines
- ▶ **NEW** patient discharge checklists, and examples of QAPI scorecards and regulator indicators
- ▶ **More than 200 end-of-chapter sample test questions** to aid CCTN exam study
- ▶ **More than 200 new and updated charts and figures**
- ▶ **Outline format that supports on-the-spot reference, with detailed direction on:**
  - Transplant immunology and pharmacology; updated content on medications
  - Psychosocial issues
  - Ethical issues, such as living donations and procuring deceased donors
  - Allocation systems for organs in the United States, Canada, Europe, and Australia
  - Care of living donors
  - Life-long posttransplant follow-up
- ▶ **Organ-specific chapters offer comprehensive information on areas including:**
  - Initial organ-specific evaluation
  - Pre- and postoperative adult and pediatric care
  - Pathophysiology of end-stage organ failure
  - Surgical techniques
  - Immunosuppressive medications
  - Posttransplant complications
  - Discharge teaching and follow-up
- ▶ **Essential study guide** for the American Board for Transplant Certification (ABTC) Certified Clinical Transplant Nurse exam, the ABTC Certified Clinical Transplant Coordinators exam, and the CCTN certification exam.

**Softbound / ISBN: 978-1-4511-9530-9 / (US\$79.99(t) / £54.00(t) / €65.00(t)) Worldwide**

Approx. 648 pp. / Approx. 100 Illus. / Approx. 50 Tables / 7 x 10 / September 2016



## CMSA Core Curriculum for Case Management

### Third Edition

By **Hussein M. Tahan, PhD, RN**, *System Vice President, Nursing Professional Development and Workforce Planning, MedStar Health System Nursing, Columbia, MD* and **Teresa M. Treiger, RN-BC, MA, CHCQM-CM/TOC, CCM, CMSA Past President (2010–2011)**, *Principal, Ascent Care Management LLC, Quincy, MA*

### DESCRIPTION

This comprehensive, expertly-written guide provides those directly or indirectly involved in case management with information about best practices, descriptions of key terms, essential skills, and tools that fulfill the current Case Management Society of America's (CMSA) standards and requirements. Addressing the full spectrum of healthcare professional roles and environments, this is both a crucial certification study guide and vital clinical resource for the case management professionals in all specialty areas, from students to veteran case managers.

**Official publication of the Case Management Society of America**, connecting CMSA core curriculum to current CMSA Standards of Practice

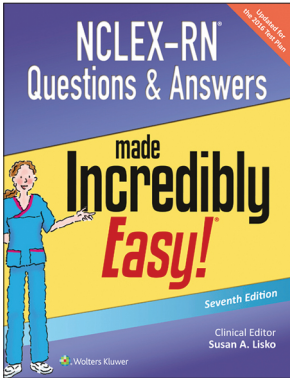
### FEATURES

- ▶ **NEW** text boxes highlighting key information and vital practices in each chapter
- ▶ **NEW and updated** Standards of Practice implications in each chapter
- ▶ **NEW and updated** content on transitions of care, community-based care, care coordination, Value-Based Purchasing, ethics and social media, the impacts of health care reform, digital technology, accreditation in case management, and key additional resources
- ▶ **Easy-to-grasp, detailed topical outline format** for quick scan of topics
- ▶ **Complete, updated core knowledge required of case managers, with expert descriptions and direction on areas including:**
  - Case management roles, functions, tools, and processes
  - Plans, clinical pathways, and use of technology
  - Transitional planning
  - Utilization management and resource management
  - Leadership skills and concepts
  - Quality and outcomes management; legal and ethical issues
  - Education, training, and certification
  - Health care insurance, benefits, and reimbursement systems
  - Practice settings and throughput
  - Interdisciplinary teams' needs in: hospitals, community clinics, private practice, acute care, home care, long-term care and rehab settings, palliative care, and hospice settings
- ▶ **Up-to-date guidance on case management specialty practices**, including: nursing, life care planning, workers' compensation, disability management, care of the elderly, behavioral health, transitions of care, subacute and long-term care, utilization review/management, primary care and medical/health home, and more
- ▶ Essential content for academic reference, training, certification study, case management models design, performance or program evaluation

**Note to Booksellers:** The previous edition published in April, 2007. (978-0-7817-7917-3)

**Softbound / ISBN: 978-1-4511-9430-2 / (US\$74.99 / £50.00(t) / €60.00(t)) Worldwide**

Approx. 744 pp. / Approx. 9 2-Color Illus. / Approx. 19 Tables / 6 x 9 / August 2016



## NCLEX-RN® Questions & Answers Made Incredibly Easy!

*Seventh Edition*

Incredibly Easy! Series®

By Susan A. Lisko, DNP, RN, CNE

### DESCRIPTION

**NCLEX-RN® Questions & Answers Made Incredibly Easy!, Seventh Edition** is designed to help pre-licensure nursing students prepare for the licensing examination. This book and its accompanying electronic resources feature thousands of questions at the application level or above to prompt active learning and higher-order thinking. The book's seven parts cover the basics of NCLEX test construction and how students should prepare, the four major content areas of pre-licensure programs (medical-surgical, psychiatric/mental health, maternity, and pediatrics), a section on issues in nursing, and three comprehensive tests of varying lengths that help simulate the actual NCLEX experience.

The questions align with the National Council of State Boards of Nursing (NCSBN) 2016 RN test plan. Throughout the book, the Made Incredibly Easy design, art, and captions help to engage students and present a fun, relaxed, encouraging, and supportive learning experience. Other features include the use of all the types of alternate-format questions and detailed rationale for both correct and incorrect answers.

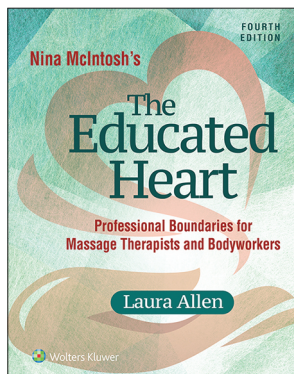
### FEATURES

- ▶ **More than 6,500 NCLEX-style questions** (3,500 in the book and more than 3,000 interactive questions online) test your knowledge in all areas tested on the exam.
- ▶ **Reliable NCLEX preparation guidelines and hundreds of test-taking hints and strategies** prepare you for NCLEX success.
- ▶ **A handy two-column format** with questions on the left and answers and rationales on the right makes it easy for you to test yourself and review.
- ▶ **Complete alignment with the DSM-5** ensures that all psychiatric nursing content reflects current standards.
- ▶ **A full-color design** facilitates learning with alternate-format questions appearing in red and graphic and hot spot questions presented with full color photographs and illustrations.
- ▶ **Easy-to-use reference tables and charts** for measurements, laboratory values, and heart and breath sounds provide at-a-glance information critical for study.
- ▶ **Feedback from more than 100 nursing faculty and recent graduates** across Canada and the United States ensures the most up-to-date practices, highest quality questions, and appropriateness of content.
- ▶ **All NCLEX-RN question types** are included—multiple choice, multiple response, hot spot, fill-in-the-blank, drag-and-drop/ordered response, chart/exhibit, as well as graphic and audio questions—to prepare you for any type of question you encounter on the actual exam.
- ▶ **An accompanying PassPoint trial site** gives you an opportunity to practice for the exam in a simulated NCLEX environment.

**Note to Booksellers:** The previous edition published in October, 2013. (978-1-4511-8549-2)

**Softbound / ISBN: 978-1-4963-2549-5 / (US\$57.99(t) / £39.95(t) / €48.00(t)) Worldwide**

Approx. 912 pp. / 8.3 x 10.75 / August 2016



## Nina McIntosh's *The Educated Heart* *Professional Boundaries for Massage Therapists and Body Workers* Fourth Edition

By **Laura Allen, LMBT**

### DESCRIPTION

Now including an all-new chapter on professional boundaries and the Internet, this fully updated Fourth Edition of **Nina McIntosh's *The Educated Heart***, by Laura Allen provides a conversational style, easy-to-understand explanations of complex psychological dynamics, and practical suggestions for handling everyday boundary situations.

Packed with real-world examples, and compelling online videos, this practical, compassionate book explores common situations bodyworkers and massage therapists encounter on the job and provides compassionate support and up-to-date information to help readers establish the solid professional boundaries they need for career success and personal well-being.

The Fourth Edition includes enhanced coverage of the dynamics of the client-practitioner relationship, including specific suggestions for what to say to clients in difficult situations, as well as integrated coverage of the many boundary and confidentiality issues related to social media.

### FEATURES

- ▶ New *Consider This ...* features provide thoughtful suggestions for making career-affecting choices, as well as important issues to consider in day-to-day practice.
- ▶ **Coverage of professional boundaries and the Internet** now appears in an all-new chapter and is integrated throughout the book to help students understand the myriad boundary issues involved in the use of technology and social media.
- ▶ **New Real Experience boxes**, contributed by actual practitioners, discuss the problems and dilemmas they've confronted in their own practices.
- ▶ **Whimsical drawings** illustrate common scenarios, enhancing the friendliness of the text.
- ▶ *Questions for Reflection* help readers process and internalize key content.
- ▶ **Key Terms** are boldfaced in the text, defined in the margins, and gathered together in a back-of-the book glossary.
- ▶ **Increased coverage of the boundary problems** faced by those who work in spas, physicians', or chiropractors' offices or for massage therapy businesses highlight challenges specific to these settings.
- ▶ **Online Client Videos**, many new to this edition, depict common problematic situations in a compelling and memorable way.

**Note to Booksellers:** The previous edition published in January, 2010. (978-1-60547-713-8)

**Softbound / ISBN: 978-1-4963-4731-2 / (US\$59.99 / £39.99(t) / €48.00(t)) Worldwide**

Approx. 284 pp. / Approx. 50 Illus. / 7 x 9 / September 2016

## Conditions in Occupational Therapy

*Effect on Occupational Performance*

*Fifth Edition*

By Ben Atchison, PhD and Diane Dirette, PhD

### DESCRIPTION

**Conditions in Occupational Therapy** is the classic resource that describes a variety of physical and mental health conditions and the impact those conditions have on occupational performance. This new edition is expanded to include such diverse conditions as ADHD, eating disorders, and cancer, and updated to reflect the most current research and DMS V. With new instructor resources and case studies that connect that content to practice, this is an essential resource for both occupational therapy and occupational therapy assistant students in training.

### FEATURES


- ▶ **NEW!** Chapters on ADHD, Sensory Processing Disorders, Feeding and Eating Disorders, Obesity, and Cancer.
- ▶ **NEW!** Instructor Resources including PowerPoint presentations and Test Generator.
- ▶ **NEW!** Intuitive organization grouping disorders by Pediatric, Mental Health, and Physical conditions.
- ▶ Completely updated to align with Diagnostic and Statistical Manual of Mental Disorders 5.
- ▶ Case studies at the end of every chapter to help students apply the content to real-life clinical situations.

---

**Note to Booksellers:** The previous edition published in November, 2011. (978-1-60913-507-2)

**Softbound / ISBN: 978-1-4963-3221-9 / (US\$82.99(t) / £44.50(t) / €53.00(t)) Worldwide**

584 pp. / 7 x 10 / September 2016



## Mental Health Concepts and Techniques for the Occupational Therapy Assistant Fifth Edition

By **Mary Beth Early, MS, OTR**, Professor, Occupational Therapy Assistant Program, La Guardia Community College, City University of New York, New York, NY

### DESCRIPTION

This updated Fifth Edition of Mary Beth Early's best-seller remains the only resource specifically developed to prepare occupational therapy assistant students to work effectively with clients with mental health issues across all practice settings.

Filled with up-to-date, evidence-based practice information and examples of contemporary interventions, **Mental Health Concepts and Techniques for the Occupational Therapy Assistant** helps students develop a sound foundation in occupational therapy processes and illustrates how to intervene effectively to meet the needs of clients with mental health issues.

The Fifth Edition reflects the latest professional standards and recent developments in the field and includes new content, new pedagogy, and new online resources to save instructors time and help students succeed.

### FEATURES

- ▶ An increased emphasis on choosing and implementing real-life activities to improve occupational performance prepares students for practice in clinical and community settings.
- ▶ Alignment with the American Occupational Therapy Association's Standards for an Accredited Educational Program for the Occupational Therapy Assistant ensures that students are fully prepared for their future careers.
- ▶ A new focus on evidence-based content helps students understand how research informs practice.
- ▶ New content on the recovery movement and the how-tos of addressing sensory processing and emotional regulation issues expand the student's knowledge base.
- ▶ Revised coverage reflects the newly released Third Edition of the Occupational Therapy Practice Framework.
- ▶ Updated content in every chapter aligns with the Diagnostic and Statistical Manual of Mental Disorders (DSM-5).
- ▶ New Reflective Questions encourage critical thinking and showcase the connection of theory to practice.
- ▶ Case Examples bring concepts to life and provide a bridge from theory to practice.
- ▶ Point-of-View boxes offer differing perspectives on key topics.


Chapter Objectives show students what they should know by the time they have finished the chapter.

- ▶ Chapter-opening quotes engage students and encourage them to reflect on what they are learning.
- ▶ Concept Summary and Vocabulary Review boxes reinforce chapter content.
- ▶ Chapter Review Questions and Activities test comprehension and allow students to assess their level of understanding.
- ▶ Numerous illustrations, tables, and boxes throughout the book highlight key information.
- ▶ A list of common abbreviations helps students learn the vocabulary of medicine, psychiatry, and occupational therapy.
- ▶ References & Suggested Readings take students beyond the book to explore topics of interest.
- ▶ A new Student Quiz Bank and new Instructor Test Generator save instructors time and help students master concepts.

**Note to Booksellers:** The previous edition published in February, 2008. (978-0-7817-7839-8)

**Hardbound / ISBN: 978-1-4963-0962-4 / (US\$76.99 / £50.50 / €61.00) Worldwide**

Approx. 662 pp. / 9.125 x 7.375 / August 2016



## Pathophysiology

### *A Conceptual Approach to the Mechanisms of Disease*

#### *Third Edition*

By **Carie A. Braun, PhD, RN**, Associate Professor of Nursing, College of Saint Benedict and Saint John's University, St. Joseph, MN and **Cindy M. Anderson, WHNP-BC, FAAN**, Associate Professor, Family and Community Nursing Department, University of North Dakota College of Nursing, Grand Forks, ND

#### DESCRIPTION

Emphasizing application of knowledge, active learning strategies, critical thinking, and evidence-based practice, this updated Third Edition of **Applied Pathophysiology: A Conceptual Approach to the Mechanisms of Disease** explores pathophysiology

through the lens of body function concepts and what happens when function is altered through injury or disease.

This novel approach helps students understand that diseases are rarely confined to one body system and challenges them to apply what they've learned to a range of diseases, rather than trying to memorize facts about specific conditions. In the process, they learn to think about pathophysiology in the same way practitioners do in a clinical setting—by working from symptoms to the cause, rather than the other way around.

#### FEATURES


The Third Edition features much that is new including a new chapter on mental illnesses, new case studies in every chapter, and a wide range of new clinically-focused features.

- ▶ **Updated Clinical models** provide real-world examples of how pathophysiological concepts manifest themselves in the human body to help prepare students for practice.
- ▶ **New Just-in-time review sections** refer students to online student resources and remediation to refresh their understanding of prerequisite A&P and Microbiology material.
- ▶ **New chapter-ending Case Studies (2-4 in every chapter)** and related questions help students build critical thinking skills as they apply chapter material to real-world clinical scenarios.
- ▶ **New! Pathology Up Close features** provide more detailed coverage of the cellular and tissue changes that accompany disease.
- ▶ **New! Clinical Practice features** show students how they will apply what they are learning in real-world practice.
- ▶ **A new Chapter 11 on altered mood, attention, and behavior disorders** prepares students for the mental illnesses they will encounter in practice.
- ▶ **Concept maps** visually illustrate important interrelationships of key concepts, making it easy for students to visualize how things fit together.
- ▶ **End-of-chapter learning tools** include summaries, practice exam questions, and links to general web resources and chapter references.

**Softbound / ISBN: 978-1-4963-3586-9 / (US\$96.99 / £64.00 / €77.00) Worldwide**

Approx. 572 pp. / Approx. 286 Illus. / 286 in Full Color / September 2016





## Study Guide for Applied Pathophysiology

### *A Conceptual Approach to the Mechanisms of Disease*

#### *Third Edition*

By **Carie A. Braun, PhD, RN**, Associate Professor of Nursing, College of Saint Benedict and Saint John's University, St. Joseph, MN and **Cindy M. Anderson, WHNP-BC, FAAN**, Associate Professor, Family and Community Nursing Department, University of North Dakota College of Nursing, Grand Forks, ND

#### **DESCRIPTION**

This companion Study Guide is a valuable learning resource that helps students better understand the principles of pathophysiology by reinforcing key concepts covered in the textbook. The Study Guide offers a variety of exercises that make it easy for students to understand essential information and build their critical-thinking skills. Plus, a special section on developing successful study habits helps them effectively prepare for quizzes and examinations.


#### **FEATURES**

- ▶ Chapter Review Questions
- ▶ Concept Map Exercises
- ▶ Case Study Questions
- ▶ Lists of Key Terms

**Note to Booksellers:** The previous edition published in January, 2011. (978-1-60831-187-3)

**Softbound / ISBN: 978-1-4963-5207-1 / (US\$37.99 / £25.50 / €31.00) Worldwide**

Approx. 160 pp. / 8.375 x 10.875 / September 2016



## Essentials of Foye's Principles of Medicinal Chemistry

Senior Editor **Thomas L. Lemke, PhD**, Associate Dean for Professional Programs and Professor of Medicinal Chemistry, University of Houston, Houston, TX

**Victoria F. Roche, PhD**, Senior Associate Dean, School of Pharmacy and Health Professions, Creighton University, Omaha, NE; **S. William Zito, PhD**, College of Pharmacy and Allied Health Professions, St. John's University, Jamaica, NY

Edited by **David A. Williams, PhD**, Emeritus Professor of Chemistry, Massachusetts College of Pharmacy and Health Sciences, Boston, MA

### DESCRIPTION

Written in response to reader requests for a short, "to the point" text that clearly summarizes the most important chemical elements of therapeutically relevant drug classes, **Essentials of Foye's Principles of Medicinal Chemistry** is a concise, quick-reference source of reliable

information in the field. Derived from the highly regarded *Foye's Principles of Medicinal Chemistry*, this focused text provides an essential understanding of drug action and demonstrates its practical application to today's pharmacy practice.

### FEATURES

- ▶ Highlights the **"take home" chemical points** of every chapter in the parent text, and uses an **easy-to-read, bulleted format** to convey essential concepts.
- ▶ Covers mechanism of action (MOA), structure-activity relationships (SAR), physicochemical and pharmacokinetic properties, metabolism, and clinical applications in all chapters.
- ▶ Uses **numerous figures and tables** to illustrate key concepts and make reference quick and easy.
- ▶ **Summarizes additional information** such as adverse effects, drug-drug or drug-food interactions, chemical points of interest, and unique aspects of clinical use in side boxes or Chemical Note side bars.
- ▶ Concludes each chapter with a section emphasizing the **clinical relevance** of chapter content, as well as **review questions** for self-assessment.
- ▶ Written by the same international team of renowned researchers and academicians as *Foye's Principles of Medicinal Chemistry*

Now with the print edition, enjoy the bundled **interactive eBook edition**, which can be downloaded to your **tablet and smartphone or accessed online** and includes features like:


- ▶ **Complete content with enhanced navigation**
- ▶ **Powerful search tools and smart navigation cross-links** that pull results from content in the book, your notes, and even the web
- ▶ **Cross-linked pages, references, and more** for easy navigation
- ▶ **Highlighting tool** for easier reference of key content throughout the text
- ▶ Ability to **take and share notes** with friends and colleagues
- ▶ **Quick reference tabbing** to save your favorite content for future use

Softbound / ISBN: 978-1-4511-9206-3 / (US\$69.99 / £44.00(t) / €53.00(t)) Worldwide

Softbound / ISBN: 978-1-4963-5374-0 / (US\$69.99 / £44.00(t) / €53.00(t))

World ex. USA, Canada, Australia, New Zealand, Puerto Rico & US Virgin Islands  
(St. Thomas & St. Croix)

Approx. 652 pp. / Approx. 961 Illus. / Approx. 131 Tables / June 2016



## Foundations of Athletic Training Prevention, Assessment, and Management Sixth Edition

By Marcia K Anderson

### DESCRIPTION

Comprehensive, and evidence-based, **Foundations of Athletic Training, Sixth Edition** integrates basic medical concepts and related scientific information to help athletic trainers and students develop a strong foundation in athletic training best practices.

Using a problem-solving approach to the prevention, recognition, assessment, management, and disposition of sports-related injuries and diseases, the text helps students learn to think like practitioners and is fully aligned with the BOC competencies.

This Sixth Edition has been updated throughout to reflect current best practices in the field and includes four new chapters, new and updated references, and a powerful suite of online learning resources that save instructors time and help students succeed.

### FEATURES

- ▶ **Full alignment with the BOC competencies** helps students master essential knowledge and skills and prepare for the certification exam and entry into the profession.
- ▶ **A new chapter on Evidence-Based Practice Health Care** introduces students to the concepts and terminology in EBP that establish standards for best practices in the field.
- ▶ **A new chapter on Acute Injury Assessment and Dispositions** covers emergency care strategies to prevent and prepare for emergency situations and minimize the extent of injury following current best practices as recommended by the National Athletic Trainers' Association.
- ▶ **A new chapter on Assessment of Body Alignment Posture and Gait** prepares students how to identify normal and faulty posture and interpret the findings for effective practice.
- ▶ **A new chapter on Athletes with Physical Disabilities** introduces students to the most common physical disability groups represented in the Paralympic Games: Spinal Cord Injury (SCI), Cerebral Palsy (CP), and Amputation
- ▶ **Updated References** refer to works published within the last five years, as well as to original ground-breaking research.
- ▶ **Full color images** make it easier to recognize and manage sports-related injuries and medical conditions.

*continued*

**Note to Booksellers:** The previous edition published in October, 2012. (978-1-4511-1652-6)

**Hardbound / ISBN: 978-1-4963-3087-1 / (US\$129.99 / £56.00(t) / €67.00(t)) Worldwide**

Approx. 1,072 pp. / July 2016

## Foundations of Athletic Training

### *Prevention, Assessment, and Management*

#### *Sixth Edition*

#### **FEATURES CONTINUED**

- ▶ **Anatomical line art superimposed onto human images** helps students locate key muscles, nerves, and blood vessels.
- ▶ **Critical Information boxes** highlight need-to-know information, such as signs and symptoms, practice guidelines, common injuries, and safety tips.
- ▶ **Critical thinking scenarios and questions** encourage students to think like a trainer as they critically analyze information and apply decision-making knowledge and skills to problems presented.
- ▶ **Emergency situations requiring immediate medical attention**—identified with an EMS icon—alert students to vital information.
- ▶ **Application strategies** offer step-by-step instructions on how to perform skills, conduct assessments, and teach injury prevention exercises.
- ▶ **Field strategy boxes and management algorithms** help students make better informed injury management decisions and develop practical, hands-on skills.
- ▶ **In-text learning aids**, including learning objectives, key terms, summaries, injury scenarios and related questions, and an end-of-book, glossary, help students master key content.
- ▶ **PrepU adaptive quizzing**, a proven learning solution available as an option, provides a personalized learning experience and offers immediate, real-time feedback to help students succeed in the course and on the certification exam.



# ECG Workout: Exercises in Arrhythmia Interpretation, Seventh Edition


By Jane Huff RN, CCRN

Grasp the electrocardiography basics and identify arrhythmias accurately, with the freshly updated **ECG Workout, Seventh Edition**.

Fully addressing the most common arrhythmias, this clearly worded text will take you step-by-step through expert ECG tracing interpretation methods, including differentiating among rhythm groups, equipment use, and management protocols. This is the go-to ECG guide for both student training and professional review—perfect for physicians, nurses, medical and nursing students, paramedics, emergency medical technicians, telemetry technicians, and related practitioners.

Exciting features of this updated edition include:

- **NEW** pull-out arrhythmia summary cards help you interpret end-of-chapter practice strips
- **NEW** and updated advanced cardiac life support (ACLS) guidelines incorporated in each arrhythmia chapter
- **NEW** and updated figures, boxes, tables, and additional practice strip
- Updated coverage of all ECG concepts and skills
- ECG conversion table ensures precise heart rate calculation with plastic pocket version inside back cover
- Skillbuilder practice strips—more than 600 life-size ECG tracings
- Posttest with a mix of more than 100 waveform rhythm strips, for student testing or self-evaluation



**Softbound / ISBN: 978-1-4698-9981-7 / (US\$59.99 / £38.95 / €47.00) Worldwide**

Approx. 400 pp. / Approx. 825 Illus. / Approx. 8 Tables / 8.375 x 10.875 / July 2016

## AVAILABLE WORLDWIDE

### MEXICO & CENTRAL AMERICA


Wolters Kluwer P&E Mexico,  
S.A. de C.V.  
Ejercito Nacional No. 404, Of. 801/802  
Victor Diaz  
tel: +52 (55) 56633369 ext. 102  
mob: +52 (55) 40803651  
email: Victor.Diaz@wolterskluwer.com

### SPAIN

Servicio Universidad / Prodilu  
tel: +34 93 260 1919 / +34 91 565 2800  
email: comercial@serviciouniversidad.es  
Prodilu@serviciouniversidad.es

### REST OF WORLD


Wolters Kluwer  
PO Box 1600  
Hagerstown, MD 21741 USA  
tel: 1-301-223-2318  
fax: 1-301-223-2400  
Visit LWW.com



**Bear**

### Neurociencia. La exploración del cerebro, 4e


July 2016 / ISBN: 978-84-16353-61-3  
(\$106.00 / £74.00 / €89.00)



**Campbell**

### Diccionario de signos y síntomas en neurología clínica, 1e, panish Language Program

August 2016 / ISBN: 978-84-16654-46-8  
(\$45.00(t) / £29.50(t) / €35.00(t))



**Lynn**

### Enfermería clínica de Taylor. Manual de competencias y procedimientos, 2e

July 2016 / ISBN: 978-84-16353-73-6  
(\$45.00 / £N/A / €42.00)

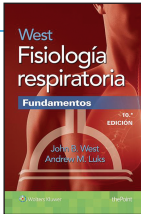
## SPANISH LANGUAGE TITLES (continued)



**Shah**

### **Procedimientos básicos en medicina de urgencias, 2e**


August 2016 / ISBN: 978-84-16353-87-3  
(\$75.00(t) / £48.00(t) / €57.00(t))



**West**

### **West Fisiología respiratoria. Fundamentos, 10e**

September 2016 / ISBN: 978-84-16654-00-0  
(\$50.90(t) / £32.95(t) / €39.30(t))



**Wiener-Kronish**

### **Manual de Medicina Intensiva del Massachusetts General Hospital, 6e, Spanish Language Program**

September 2016 / ISBN: 978-84-16654-49-9  
(\$65.00(t) / £37.95(t) / €45.00(t))

## PUB DATE REVISIONS

Publication	Previously Listed	Revised Pub Date
Stoller <b>Stoller's Orthopaedics and Sports Medicine:                      The Knee Package</b> 978-1-4963-1828-2 \$399.99 / £267.00 / €320.00	January-March 2016 Publication Announcement p. 20	July 2016
Carpenito <b>Nursing Diagnosis: Application to Clinical                      Practice, Fifteenth Edition</b> 978-1-4963-3841-9 (North American ISBN) US\$66.99 / £N/A / €N/A 978-1-4963-4494-6 (International ISBN) US\$66.99 / £42.00 / €50.00	April-June 2016 Publication Announcement p. 24	July 2016
Carpenito <b>Handbook of Nursing Diagnosis,                      Fifteenth Edition</b> 978-1-4963-3839-6 (North American Edition ISBN) US\$49.99 / £N/A(t) / €N/A 978-1-4963-5369-6 (International Edition ISBN) US\$49.99 / £24.00 / €29.00 978-1-4963-5370-2 (Canadian Edition ISBN) US\$49.99 / £N/A / €N/A	April-June 2016 Publication Announcement p. 25	July 2016