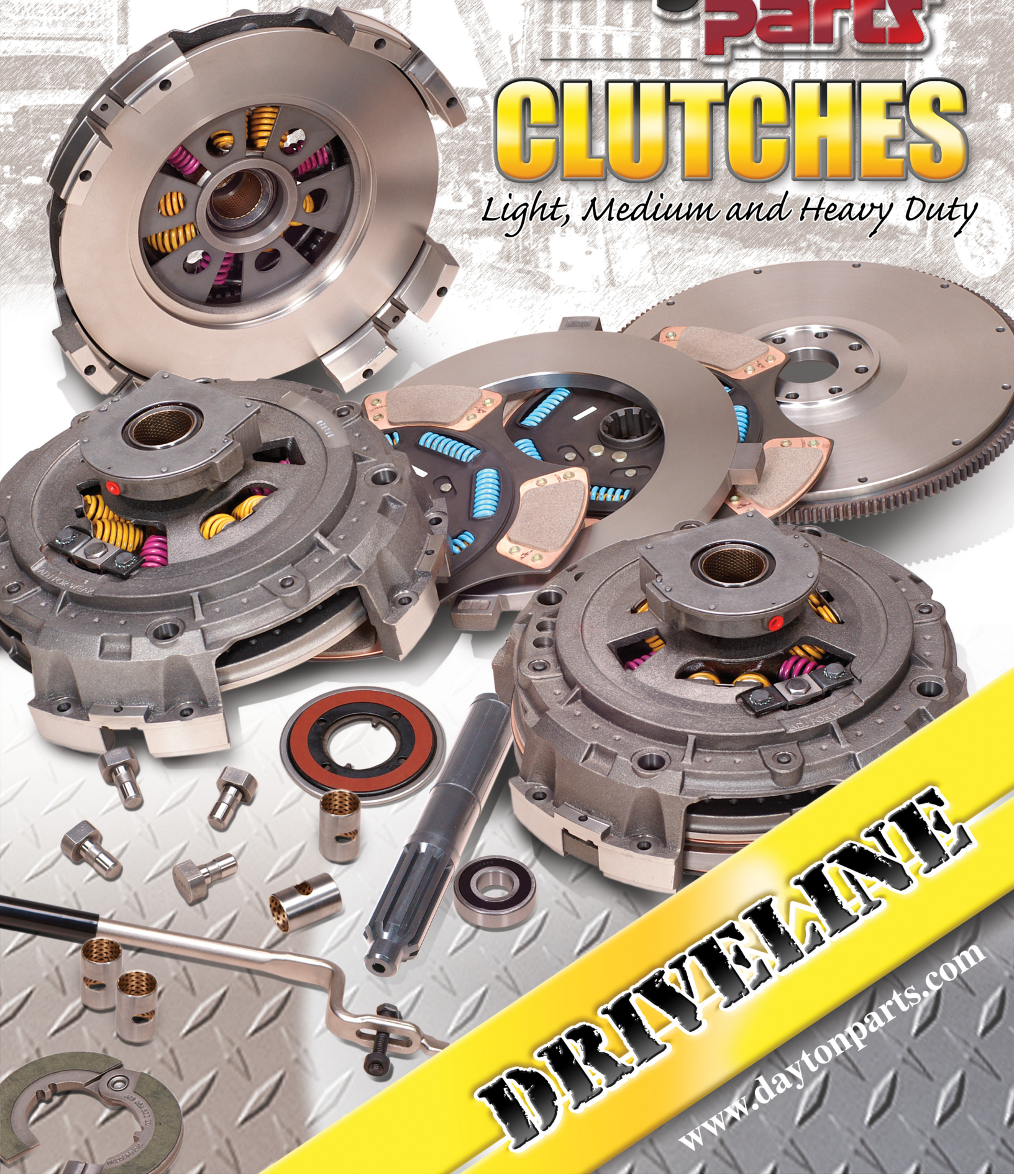


**Dayton**  
**parts**™

# CLUTCHES

*Light, Medium and Heavy Duty*



**DRIVEWAY**

[www.daytonparts.com](http://www.daytonparts.com)

# Light & Medium Duty Clutches

Dayton Parts No.	No. of Discs	Description	Clutch Dia.	Spline Dia.	Disc Torque Rating	Pressure Plate Load	Disc Springs	Disc Buttons	Button Material
<b>LD Clutches</b>									
<b>Chevy/GMC</b>									
SS04-081CB	1	GM Diaphragm Clutch Kit	11.00"	1.12"	—	2500	—	3	Ceramic
SS04-064	1	GM Diaphragm Clutch Kit	11.87"	1.12"	—	2400	5	Full face	Organic
SS04-122	1	GM Diaphragm Clutch Kit	12.00"	1.12"	—	2400	5	Full face	Organic
SS04-154	1	GM 6.5L Diaphragm Clutch Kit	12.00"	1.12"	485	2800	6 (+4)	Full face	Organic
SS04-106	1	GM Lever Clutch Kit	13.00"	1.50"	—	2800	8	Full face	Organic
SS04-106A	1	GM Diaphragm Clutch Kit	13.00"	1.50"	—	2500	8	Full face	Organic
SS04-107	1	GM Lever Clutch Kit	13.00"	1.50"	—	2500	6	3	Ceramic
SS04-107A	1	GM Diaphragm Clutch Kit	13.00"	1.50"	—	2500	6	3	Ceramic
SS04-525	1	GM 3116/3126 Cat Diesel	13.00"	1.50"	—	2300	5	4	Ceramic
<b>Dodge</b>									
SS05-092HD	1	Dodge 5sp Clutch Kit	12.25"	1.25"	—	4000	8	Full face	Organic
SS05-092CB	1	Dodge 5sp Clutch Kit	12.25"	1.25"	—	4000	8	4	Ceramic
SS05-092CXL	1	Dodge 5sp Clutch Kit	12.25"	1.25"	—	4000	8	4	Kevlar
SS05-101	1	Dodge 6sp Clutch Kit	13.00"	1.37"	—	3200	4 (+2)	Full face	Organic
SS05-101CB	1	Dodge 6sp Clutch Kit	13.00"	1.37"	—	3400	8	4	Ceramic
SS05-101CXL	1	Dodge 6sp Clutch Kit	13.00"	1.37"	—	3400	8	4	Kevlar
<b>Ford</b>									
SS07-504	1	Ford Clutch Kit	11.00"	1.25"	—	2500	Rigid	Full Face	Organic
SS07-035	1	Ford Clutch Kit	12.00"	1.25"	—	2500	5	Full Face	Organic
SS07-092	1	Ford Clutch Kit	12.25"	1.25"	—	2600	5	Full Face	Organic
SM07-131N	1	7.3L Ford Solid Flywheel 87-97	12.25"	1.25"	—	2800	4 (+2)	Full Face	Organic
SM07-154N	1	7.3L Ford Solid Flywheel 94-98	13.00"	1.25"	—	3500	4 (+2)	Full Face	Organic
SS07-080	1	Ford Lever Clutch Kit	13.00"	1.37"	—	2000	10	Full Face	Organic
SS07-081	1	Ford Diaphragm Clutch Kit	13.00"	1.37"	—	2500	6	4	Ceramic
SS07-113CB	1	Ford Clutch Kit - 7.3L	13.00"	1.37"	—	3800	8	4	Ceramic
SS07-113CXL	1	Ford Clutch Kit - 7.3L	13.00"	1.37"	—	3800	8	4	Kevlar
SS07-113HD	1	Ford Clutch Kit - 7.3L	13.00"	1.37"	—	3800	—	Full face	Organic
<b>MD Clutches</b>									
<b>Angle Ring - Single Disc</b>									
MU107350-2	1	350mm Angle Ring - Isuzu	350mm	1.50"	400	2400	8	4	Ceramic
MU107350-3	1	350mm Angle Ring - Isuzu	350mm	1.75"	400	2400	8	4	Ceramic
MU107605-1L	1	310mm Angle Ring	310mm	1.25"	500	2400	6	4	Ceramic
MU107606-1L	1	310mm Angle Ring	310mm	1.50"	500	2400	6	4	Ceramic
MU107621-1L	1	350mm Angle Ring	350mm	1.50"	450	2400	8	4	Ceramic
MU107621-2L	1	350mm Angle Ring	350mm	1.75"	450	2400	8	4	Ceramic
MU107621-6	1	350mm Angle Ring	350mm	1.50"	450	2400	6	4	Ceramic
MU107943-3	1	330mm Angle Ring	330mm	1.37"	500	2400	6	4	Ceramic
MU107943-5	1	330mm Angle Ring	330mm	1.50"	—	2400	6	4	Ceramic
<b>Lipe Push - Single Disc</b>									
MU14-1047-20N	1	Lipe Push Type	14.00"	1.50"	500	3200	10	Full face	Organic
MU14-1113-26N	1	Lipe Push Type	14.00"	1.75"	500	3200	10	Full face	Organic
MU14-1686-26N	1	Lipe Push Type	14.00"	1.50"	500	2300	10	4	Ceramic
<b>Lipe Push - Double Disc</b>									
MU14-665-20N	2	Lipe Push Type 2 Disc	14.00"	1.75"	—	—	10	Full face	Organic
MU14-1072-20N	2	Lipe Push Type 2 Disc	14.00"	1.50"	550	2000	10	Full face	Organic
<b>Valeo Pull - Single Disc</b>									
MU77583-26N	1	Valeo Pull Type	14.00"	1.75"	—	—	9	6	Ceramic


Chart shows information available at the time of printing.

## Components


Clutch Adjusters	
125489	Qwik Adjuster
909EZ	Clutch Adjuster
Clutch Brakes	
127740X	1.75" Torque Limiting - .390" Thick
127740X-50	1.75" Torque Limiting - .500" Thick
127760X	2.00" Torque Limiting - .390" Thick
127760X-45	2.00" Torque Limiting - .450" Thick
127760X-50	2.00" Torque Limiting - .500" Thick
BK309	1.75" 1 Piece - .400" Thick
BK312	1.75" Hinged - .400" Thick
BK311	2.00" 1 Piece - .400" Thick
BK313	2.00" Hinged - .400" Thick
PT2504	1.75" Fiber Washer - .125" Thick
PT2540	2.00" Fiber Washer - .125" Thick
Clutch Forks	
CF200	Clutch Fork
Clutch Cross Shafts	
CS1047	Clutch Fork Cross Shaft - 9.50"
CS5406	Clutch Fork Cross Shaft - 6.50"
CS1498	Clutch Fork Cross Shaft - 6.50"

Cross Shaft Bushings	
CSB1616	Cross Shaft Bushing - Short
EF61040	Cross Shaft Bushing - Long
Drive Lugs & Pins	
183GC145	Mack Threaded Drive Lug & Nut
274C-6	Spicer 14" Cup Flywheel Drive Pins
274C-28	Spicer Threaded Drive Lug & Nut
Input Shaft Kits	
IK-2468	RT Input Shaft Kit
IK-3599	RT Mack Input Shaft Kit
IK-3600	FR Input Shaft Kit
IK-3601	FR Mack Input Shaft Kit
Inspection Cover Kits	
BIC006	Inspection Cover Kit 6" Hose
BIC007	Inspection Cover Kit 7" Hose
BIC008	Inspection Cover Kit 8" Hose
BIC009	Inspection Cover Kit 9" Hose
BIC012	Inspection Cover Kit 12" Hose
Miscellaneous	
127492X	Anti-Rattle Spring Kit


Pilot Bearings			
		I.D.	O.D.
205SS	Pilot Bearing	0.98"	2.05"
206SS	Pilot Bearing	1.18"	2.44"
305SS	Pilot Bearing	0.98"	2.44"
306SS	Pilot Bearing	1.18"	2.83"
306SSL	Mack Pilot Bearing w/lock ring	1.18"	2.83"
Release Bearings			
127859X	107XXX Release Bearing		
127859X	108XXX Release Bearing		
Return Springs			
PT1715S	Clutch Return Spring		
Tools			
11-1884	Clutch Adjusting Tool		
11-1872	1.25"-10 Clutch Disc Alignment Tool		
11-1873	1.37"-10 Clutch Disc Alignment Tool		
11-1874	1.50"-10 Clutch Disc Alignment Tool		
11-1877	1.75"-10 Clutch Disc Alignment Tool, 1.00" Pilot		
11-1875	1.75"-10 Clutch Disc Alignment Tool, 1.25" Pilot		
11-1876	2.00"-10 Clutch Disc Alignment Tool		
T0670	Drive Lug Installation Tool		




Heavy Duty Upgrade Kits




New Angle Ring Type Clutches




Imported Truck Clutches






15.5 Cast



14.0 Stamped



14.0 Cast Eaton Replacement



14.0 Cast

# Heavy Duty Clutches

Warranty: 1 year unlimited mileage

Dayton Parts No.	No. of Discs	Engine H.P.	Clutch Dia.	Clutch Type	Flywheel I.D.	Spline Dia.	Disc Torque Rating	Pressure Plate Load	Disc Springs	Disc Buttons	Button Material	Type	Remarks	Eaton No.
<b>14.0" Cast Angle Spring Replacement</b>														
107035-82	2	—	14.0"	CAS	7.250"	1.75"	1150	3600	8	Full Face	Organic	5		N/A
107063-59	2	—	14.0"	CAS	7.250"	1.75"	1400	3600	8	4	Ceramic	3		N/A
107034-10	2	—	14.0"	CAS	7.250"	2.00"	700	3600	Solid	Full Face	Organic	5		107034-30
107034-61	2	—	14.0"	CAS	7.250"	2.00"	1000	3200	8	4	Ceramic	3		107034-61
107034-82	2	—	14.0"	CAS	7.250"	2.00"	1150	3600	8	Full Face	Organic	5		107034-32
107050-59	2	—	14.0"	CAS	7.250"	2.00"	1400	3600	8	4	Ceramic	3		107050-59
<b>14.0" Cast EZ Pedal Replacement</b>														
SS108034-61B	2	—	14.0"	CAS	7.250"	2.00"	1000	3200	8	4	Ceramic	3		108034-61
SS108034-82B	2	—	14.0"	CAS	7.250"	2.00"	1150	3600	8	Full Face	Organic	5		108034-82
SS108050-59B	2	—	14.0"	CAS	7.250"	2.00"	1400	3600	8	4	Ceramic	4	Super duty set	108050-59
<b>14.0" Stamped Angle Spring</b>														
MU127747-26N	1	—	14.0"	SAS	7.250"	1.75"	680	3000	8	3	Ceramic	2	Single disc	107683-5
MU129044-26NCR	2	—	14.0"	SAS	7.250"	1.75"	860	2000	8	3	Ceramic	1	Double disc	107237-10
MU129044-46NCR	2	—	14.0"	SAS	7.250"	1.75"	950	2000	8	3	Ceramic	1	Double disc	
MU129055-26NCR	2	—	14.0"	SAS	7.250"	2.00"	860	2400	8	3	Ceramic	1	Double disc	107342-11
MU129055-46NCR	2	—	14.0"	SAS	7.250"	2.00"	950	2400	8	3	Ceramic	1	Double disc	
<b>15.5" Cast - 7.250" ID - Up to 1988</b>														
107391-10	2	—	15.5"	CAS	7.250"	2.00"	1000	3600	Solid	Full Face	Organic	5		
107391-77	2	—	15.5"	CAS	7.250"	2.00"	1400	3600	8	Full Face	Organic	5		107091-77
107391-81	2	—	15.5"	CAS	7.250"	2.00"	1400	3600	8	4	Ceramic	3		107091-81
SS108391-81B	2	—	15.5"	CAS	7.250"	2.00"	1400	3600	8	4	Ceramic	3		108391-81
SS108391-82B	2	—	15.5"	CAS	7.250"	2.00"	1400	4000	8	Full Face	Organic	5		108391-82
<b>15.5" Cast - 8.625" ID - 1985-1998</b>														
107391-74	2	Up to 425	15.5"	CAS	8.625"	2.00"	1650	3600	10	4	Ceramic	8		107391-74
SS108391-74B	2	Up to 425	15.5"	CAS	8.625"	2.00"	1650	3600	10	4	Ceramic	8		108391-74
SS108391-93B	2	425 to 500	15.5"	CAS	8.625"	2.00"	1750	4000	10	4	Ceramic	8		
<b>15.5" Cast - 8.625" ID - 1985 &amp; Up</b>														
SS108925-45	2	500 & up	15.5"	CAS	8.625"	2.00"	2250	4250	10	6	Carbotic	12		108925-20, 25
<b>15.5" Cast - 10.000" ID - 1992 &amp; Up</b>														
107925-82	2	Up to 425	15.5"	CAS	10.000"	2.00"	1650	3600	7	4	Ceramic	6		107925-82
SS108925-82B	2	Up to 425	15.5"	CAS	10.000"	2.00"	1650	3600	7	4	Ceramic	6		108925-82
SS108925-82H	2	425 to 500	15.5"	CAS	10.000"	2.00"	1860	4000	7	6	Carbotic	9		108925-10
SS108925-25	2	425 to 500	15.5"	CAS	10.000"	2.00"	2050	4000	7	6	Carbotic	10		108925-25
SS108925-2514	2	425 to 500	15.5"	CAS	10.000"	2.00"	2250	4000	7	6	Carbotic	9	14 Spline clutch discs	
<b>15.5" Mack Only - 1992 &amp; Up</b>														
107935-51	2	Up to 425	15.5"	MAC	10.000"	2.00"	1650	3600	9	4	Ceramic	7	Dual zerk release bearing	107935-51
SS108935-51	2	Up to 425	15.5"	MAC	10.000"	2.00"	1650	3600	9	4	Ceramic	7	Dual zerk release bearing	108935-51
SS108935-61	2	Up to 425	15.5"	MAC	10.000"	2.00"	1760	3600	9	4	Ceramic	7	Dual zerk release bearing	108935-51
SS108935-91	2	425 to 500	15.5"	MAC	10.000"	2.00"	1860	4000	9	6	Carbotic	11	Dual zerk release bearing	108935-91



1




2



3



4



5



6

Single Disc




7




8




9




10



11



12



Flywheels by Engine Mfrgr.	Engine Application	Style	Clutch Dia.	Ring Gear Dia.	Ring Gear Teeth	Mounting Holes	Casting Number	Pilot Bearing	Remarks
<b>Caterpillar</b>									
A1265875	3116/3126	Flat	13.0", 14.0"	17"	134	8 + 1 Dowel Hole	—	206SS, 305SS	
A9Y9311	3208	Flat	14.0"	17"	134	10	AK1W7786	206SS, 305SS	
A4P4797	3406, 3406E (early)	Flat	15.5"	20"	113	12	AK4W6800	306SS	
A4P8515	3176/C10/C12	Flat	15.5"	20"	113	8	—	306SS	
A2569653	3406E (late)/C15	Flat	15.5"	20"	113	12	—	206SS, 305SS	
A4P4613	3306	Flat	15.5"	20"	156	9	AK2W6834, AK7C4956	306SS	
A9Y9313	3208	Tower	14.0"	17"	134	10	AK9L6397, AK1W7787	205SS	
<b>Cummins</b>									
A3016495	NT855	Cup	14.0"	17"	103	6 + 2 Threaded	—	306	
A3042787	L10/M11	Cup	14.0"	17"	103	8 + 2 Threaded	AK3042786	306	Drive lug 274C-6
A3912913	8.3L - 0.620" Thick Ring Gear	Flat	14.0"	17"	138	8	AK3908574	206SS, 305SS	
A3922645	8.3L - 0.875" Thick Ring Gear	Flat	14.0"	17"	138	8	AK3908574	206SS, 305SS	
A3921263	5.9L - 0.540" Thick Ring Gear	Flat	14.0"	17"	173	8	AK3908574	206SS, 305SS	
A3906807	8.3L - 0.540" Thin Ring Gear	Flat	14.0"	17"	173	8 + 2 Threaded	AK3908574	206SS, 305SS	
A3021660	N14/NT855 - Small Hole	Flat	15.5"	17"	103	6 + 2 Threaded	—	306	
A3071535	NT855, NT14 - 10 Speed	Flat	15.5"	17"	103	6 + 2 Threaded	—	306	Replaces 3609903, 3609890
A3071615	M11 - Large Hole	Flat	15.5"	17"	103	8 + 2 Threaded	AK3328688	306	Replaces 3027548, 3328689
A3680922	ISX - Large Hole	Flat	15.5"	20"	113	12	AK3328688	306	Replaces 3027548, 3328689
<b>Detroit</b>									
A8922126	8.2L	Flat	13.0", 14.0"	17"	138	8	AK8922128	205SS	
A23514177	60 Series - New design	Flat	15.5"	20"	118	12	—	306	
A23509709	60 Series - Old design	Flat	15.5"	20"	118	12	—	306	
<b>Ford</b>									
167325N	Solid Flywheel for 07-131N	Flat	12.25"	—	—	—	—	—	Replaces OE dual mass flywheel
167323N	Solid Flywheel for 07-154N	Flat	13.0"	—	—	—	—	—	Replaces OE dual mass flywheel
AE7HZ6375A	6.6L/7.8L	Flat	14.0"	17"	138	8	—	206SS, 305SS	
<b>Mack</b>									
A530GB4380P2D	675/676	Cup	14.0"	20"	118	6	—	306SSL	Includes 6 drive lugs
A530GB3170M	E7/E-Tech - Special Ring	Flat	15.5"	20"	117 - 2 notched	6 + 1 Dowel Hole	—	306SSL	Timing mark - metric bolt holes
A530GB3142	675/676/E6	Flat	15.5"	20"	118	6	—	306SSL	
A530GB3145BM	E7	Flat	15.5"	20"	118	6 + 1 Dowel Hole	—	306SSL	Timing mark - metric bolt holes
<b>Navistar</b>									
A1809144C91	6.9L/7.3L	Flat	13.0", 14.0"	17"	137	9	—	205SS	
A1818214C91	7.3L/444E	Flat	13.0", 14.0"	17"	137	10	—	206SS, 305SS	
A1810855C93	DT466	Flat	14.0"	17"	138	8	—	205SS	
A1843120C91	6.0L/VT365	Flat	14.0"	17"	138	10 + 1 Dowel Hole	—	206SS, 305SS	
A1821915C91	DT466E	Flat	14.0"	17"	138	12	—	206SS, 305SS	

Chart shows information available at the time of printing.

## Clutch Disc Friction Materials

**Kevlar** - Kevlar provides the pulling capabilities of ceramic button materials along with the smooth engagement properties of an organic facing. The major benefit of Kevlar is all of the friction wear surfaces will show little or no wear compared to clutches using other friction materials.


**Ceramic** - Ceramic button-style clutch facings are very durable and actually grab better as they get hotter while organic facings tend to fade. Ceramic button clutches are appropriate for hard-working vocational applications (like dump trucks, refuse vehicles, off-road equipment and logging or hauling coal in mountainous terrain) but there are downsides to ceramic material. First the clutch is either in or out - no soft engagement. Second the ceramic material is as hard as the pressure plate, center plate and flywheel so all of the clutch components wear at the same rate.

**Fibertuff** - Fibertuff is a product designed to give the wear of a ceramic facing with the engagement and disengagement of an organic material. Used primarily

in the 14" stamped steel and cast units this product works best for midrange applications like local delivery trucks.

**Carbotic** - Carbotic was designed to offer the smooth engagement of organic and Kevlar materials along with the durability of ceramic material but without the harsh wear of the mating surfaces. This product has excellent service longevity and the ability to handle high torque/horsepower requirements for heavy hauling vehicles like quarry dump trucks where steep grades cause high clutch heat and slippage.

**Organic** - Organic materials have been in the clutch industry for 50+ years and were originally made of asbestos but are now primarily made of fiberglass and brass. Organic facings should be used in engines with low to medium torque/horsepower where the clutch is engaged and disengaged many times a day. An organic clutch is one of the smoothest engaging in the industry but the downside is a short life span.



## Premium Remanufactured Clutches


These clutches are truly remanufactured, not just rebuilt !

Standard features of every Remanufactured HD Clutch includes:

- **New** Discs
- **New** Center Plate
- **New** Sealed Bearing & Bearing Housing
- **New** Pressure Springs
- **New** Bearing Sleeve Bushing
- **New** OEM Friction Buttons
- **New** Machined Lug Slots in Clutch Housing  
(when 10k gap tolerance is exceeded)

Remember to inspect for replacement:

- Clutch Fork
- Fork Cross Shaft
- Cross Shaft Bushings
- Input Shaft
- Clutch Brake



## Proven Performance Mile After Mile

\* \* \* Same warranty as a new clutch — 1 year unlimited mileage \* \* \*

See Reverse Side for  
Part Numbers and Additional Data

Continued from Page 1

# Premium Remanufactured Clutches

## Reman Clutch Part Numbers and Interchanges

Dayton Parts Reman Clutch Part Number	Part Description	Part Weight	Dayton Parts New Clutch Part Number	Eaton New Clutch Part Number
<b>Easy-Pedal™ type Replacement Clutches</b>				
<b>14" Units</b>				
MU128390-20ND	14 x 2, 8 Spg Org 1150lb	107	SS208034-82B	108034-82
MU128390-86ND	14 x 2, 8 Spg 4 Pad 1400lb	110	SS208050-59B	108050-59
<b>15.5" Units</b>				
MU128597-20ND	15.5 x 2, 8 Spg Org 1400lb	145	SS208391-82B	108391-82
MU128597-26ND	15.2 x 2, 8 Spg 4 Pad 1400lb	145	SS208391-81B	108391-81
MU128597-61ND	15.5 x 2, 9 Spg 4 Pad 1760lb	146	SS208935-61	108935-61
MU128597-66ND	15.5 x 2, 9 Spg 6 Pad 1860lb	149	SS208935-91	108935-91
MU128597-96ND	15.5 x 2, 9 Spg 4 Pad 1650lb	146	SS208935-51	108935-51
MU128597-106ND	15.5 x 2, 10 Spg 4 Pad 1650lb	146	SS208391-74B	108391-74
MU128597-406ND	15.5 x 2, 10 Spg 4 Pad 1750lb	146	SS208391-93B	N/A
MU128597-776ND	15.5 x 2, 7 Spg 6 Pad 1860lb	149	SS208925-82H	108925-20
MU128597-777ND	15.5 x 2, 7 Spg 4 Pad 1650lb	146	SS208925-82B	108925-82
MU128925-10ND	15.5 x 2, 7 Spg 6 Pad 2050lb	146	SS208925-25	108925-25
MU128925-45ND	15.5 x 2, 10 Spg 6 Pad 2250lb	146	SS208925-45	N/A
<b>Stamped Steel Clutches</b>				
MU127747-26Q	14 x 1, 8 Spg 3 Pad 680lb	69	MU127747-26NQ	107683-5
MU129044-26QCR	14 x 2, 8 Spg 3 Pad 860lb	107	MU129044-26NQCR	107237-10
MU129044-46QCR	14 x 2, 8 Spg 3 Pad 950lb	107	MU129044-46NQCR	N/A
MU129055-26CR	14 x 2, 8 Spg 3 Pad 860lb	107	MU129055-26NQCR	107342-11
<b>Angle Spring Clutches</b>				
<b>14" Units</b>				
MU127390-20ND	14 x 2, 8 Spg Org 1150lb	107	107034-82	107034-32
MU127390-86ND	14 x 2, 8 Spg 4 Pad 1400lb	110	107050-59	107050-59
MU127400-20ND	14 x 2, 8 Spg Org 1150lb	107	107035-82	N/A
<b>15.5" Units</b>				
MU127597-20ND	15.5 x 2, 8 Spg Org 1400lb	145	107391-77	107091-77
MU127597-26ND	15.5 x 2, 8 Spg 4 Pad 1400lb	145	107391-81	107091-81
MU127597-76ND	15.5 x 2, 7 Spg 4 Pad 1650lb	146	107925-82	107925-82
MU127597-96ND	15.5 x 2, 9 Spg 4 Pad 1650lb	144	107935-51	107935-51
MU127597-106ND	15.5 x 2, 10 Spg 4 Pad 1650lb	146	107391-74	107391-74