

GANADO FIRE DISTRICT

REGULAR FIRE BOARD

MEETING



"Protect life and property"



Governing Board Members

Lela Sangster, Board Chairperson

Jeremy Curtis, Board Clerk

LaVerne Joe, Board Member

Joey Apachee, Board Member

District Administrators

Dewayne Woodie, Fire Chief

Marcarlo Roanhorse, Administrative Assistant

Chantel Cook, Office Clerk

Lennix Peshlakai, Ganado EMS/Fire Lieutenant

Jeremy Begay, Steamboat Fire Lieutenant

Evander Leonard, Klagetoh Fire Lieutenant

Shirlene Attson, Communication Supervisor

DECEMBER 29, 2016

LOCATION: GANADO FIRE STATION 1



ESTABLISHED 1982

GANADO FIRE DISTRICT

P.O. BOX 718 GANADO, ARIZONA 86505 (928) 755-3424
FAX: (928) 755-6330

PUBLIC NOTICE OF REGULAR MEETINGS GANADO FIRE DISTRICT GOVERNING BOARD

PLEASE TAKE NOTICE THAT the **Governing Board of Ganado Fire District**, pursuant to **A.R.S. 38-431.09**, hereby gives notice that it will hold its regular meeting on the following dates, at the following time and place:

DATE: December 28, 2016, 2016

PLACE: Ganado Fire Station

TIME: 6:00 P.M. MST

Copies of agendas for regular and special meetings and executive sessions may be obtained at:

Ganado Fire District, Station One, Ganado, Arizona 86505

The respective agenda will be available to the public at such location not less than 24 hours prior to a meeting, unless the meeting covers an emergency as provided in **A.R.S. 38-431.02**.

Executive sessions may be held by the Governing Board Meeting as provided in **A.R.S. 38-431.03**. Notice of executive sessions will also be posted at the posting place 24 hours prior to meeting unless the meeting covers an emergency as provided in **A.R.S. 38-431.02**.

The Governing Board reserves the right to hold special meetings at times and places other than mentioned above. Notice of the time and place of any special meeting will be posted at the posting place as provided in **A.R.S. 38-431.02**.

DATED this 27th day of December, 2016

NAME OF DISTRICT: Ganado Fire District

BY: Dewayne Woodie, Fire Chief



GANADO FIRE DISTRICT

P.O. BOX 718 GANADO, ARIZONA 86505 (928) 755-3424
FAX: (928) 755-6330

ESTABLISHED 1982

PUBLIC NOTICE OF REGULAR MEETINGS GANADO FIRE DISTRICT GOVERNING BOARD

PLEASE TAKE NOTICE THAT the **Governing Board of Ganado Fire District**, pursuant to **A.R.S. 38-431.09**, hereby gives notice that it will hold its regular meeting on the following dates, at the following time and place:

DATE: December 29, 2016, 2016

PLACE: Ganado Fire Station

TIME: 6:00 P.M. MST

Copies of agendas for regular and special meetings and executive sessions may be obtained at:

Ganado Fire District, Station One, Ganado, Arizona 86505

The respective agenda will be available to the public at such location not less than 24 hours prior to a meeting, unless the meeting covers an emergency as provided in **A.R.S. 38-431.02**.

Executive sessions may be held by the Governing Board Meeting as provided in **A.R.S. 38-431.03**. Notice of executive sessions will also be posted at the posting place 24 hours prior to meeting unless the meeting covers an emergency as provided in **A.R.S. 38-431.02**.

The Governing Board reserves the right to hold special meetings at times and places other than mentioned above. Notice of the time and place of any special meeting will be posted at the posting place as provided in **A.R.S. 38-431.02**.

DATED this 28th day of December, 2016
NAME OF DISTRICT: Ganado Fire District
BY: Dewayne Woodie, Fire Chief

CALL MEETING TO ORDER



ROLL CALL

MS. LELA SANGSER - BOARD CHAIRPERSON

MR. JEREMY CURTIS - BOARD CLERK

MS. LAVERNE JOE - BOARD MEMBER

MR. JOEY APACHEE - BOARD MEMBER



THE PLEDGE OF ALLEGIANCE



*"I pledge allegiance to the flag
of the United States of America,
and to the republic for which it stands,
one nation, indivisible, with liberty
and justice for all."*

APPROVAL OF
AGENDA





ESTABLISHED 1982

GANADO FIRE DISTRICT

P.O. BOX 718

GANADO, ARIZONA 86505

(928) 755-3424

FAX: (928) 755-6330

NOTICE OF PUBLIC MEETING OF THE BOARD OF DIRECTORS

PURSUANT TO A.R.S. 38-431.02 NOTICE IS GIVEN TO THE BOARD OF DIRECTORS OF THE GANADO FIRE DISTRICT BOARD AND TO THE GENERAL PUBLIC THAT THE BOARD WILL HOLD A MEETING OPEN TO THE PUBLIC ON **DECEMBER 29, 2016**, BEGINNING AT **18:00 P.M. MST** AT THE **GANADO FIRE STATION, GANADO, ARIZONA**. *THE BOARD OF DIRECTORS MAY VOTE TO DISCUSS THIS MATTER IN EXECUTIVE SESSION PURSUANT TO A.R.S. 38-431-03. THE NAME OF THE INDIVIDUALS INVOLVED MAY BE OBTAINED FROM THE FIRE CHIEF'S OFFICE.

AGENDA

1. **CALL TO ORDER**
2. **ROLL CALL**
3. **PLEDGE OF ALLEGIANCE**
4. **APPROVAL OF AGENDA**
5. **APPROVAL OF PREVIOUS MEETING MINUTES**
 - A. Review, discuss and possible action to approve the meeting minutes of Regular Board Meeting on November 30, 2016.
6. **REPORTS**
 - A. Review, discuss and possible action to approve November 2016 Fire Chief District Report.
 - B. Review, discuss and possible action to approve November 2016 District Budget Report.
7. **NEW BUSINESS**
 - A. Review, discuss and possible action to appoint for vacant GFD Governing Fire Board position.
8. **OLD BUSINESS**
 - A. Review and discuss approved attendees to the AFDA 2017 Winter Conference in Laughlin, NV (January 12-14, 2017).
9. **CALL TO THE PUBLIC:** Consideration of concerns and comments from the public. Those wishing to address the Board are required to fill out a Request to Address the Board Form and Sign the Attendance Sign-In Sheet. Members of the Board may not discuss items that are not on the agenda. Therefore, action taken as a result of public comment will be limited to directing staff to study the matter or to scheduling the matter for further consideration and decision at a later date.
10. **DATE AND TIME OF NEXT MEETING:**
 - A. Review and discuss next Regular Board Meeting
11. **BENEDICTION**
12. **ADJOURNMENT**

APPROVAL OF
PREVIOUS
MEETING MINUTES



BOARD
meeting
minutes



GANADO FIRE DISTRICT

P.O. Box 718

GANADO, ARIZONA 86505

(928) 755-3424
FAX (928) 755-6330

BOARD OF DIRECTORS REGULAR BUSINESS MEETING FOR OCTOBER 2016 November 30, 2016

The Board Meeting of Ganado Fire District was **CALLED TO ORDER** at 18:02 P.M. M.D.T. by Ms. Lela Sangster.

ROLL CALL called by Mr. Marcarlo Roanhorse, Mr. Roanhorse affirmed a quorum was present.

MEMBERS PRESENT:

Ms. Lela Sangster, Fire Board Chairperson
Mr. Jeremy Curtis, Fire Board Clerk
Ms. LaVerne Joe, Fire Board Member
Mr. Joey Apachee, Fire Board Member

The **PLEDGE OF ALLEGIANCE** was given by Fire Chief Dewayne Woodie.

APPROVAL OF AGENDA:

- Mr. Jeremy Curtis motioned to approve the agenda and was second by Ms. LaVerne Joe. Motion was carried for approval with 4 in favor 0 opposing and 0 Abstain.

APPROVAL OF MINUTES:

- Ms. LaVerne Joe motioned for approval of previous regular board meeting minutes (October 26, 2016) and was second by Mr. Jeremy Curtis. Motion was carried for approval with 4 in favor 0 opposing and 0 Abstain.

REPORTS:

- Mr. Jeremy Curtis motioned for a highlighted report on items 6.a & 6.b (October 2016 Fire Chief Report and October 2016 District Budget report) and was second by Mr. Joey Apachee.
 - Fire Chief Dewayne Woodie presented his written Fire Chief's report and gave a highlighted verbal report.
 - Administrative Assistant Mr. Marcarlo Roanhorse presented the October 2016 District Budget report and gave a highlighted verbal report.
- Mr. Joey Apachee motioned to accept items 6.a & 6.b (October 2016 Fire Chief Report and October 2016 District Budget report) and was second by Mr. Jeremy Curtis. Motion was carried for approval with 4 in favor 0 opposing and 0 Abstain.

NEW BUSINESS:

- Mr. Jeremy Curtis motioned to open up for discussion for the possible attendance to the AFDA 2017 Winter Conference in Laughlin, NV (January 12-14, 2017) and was second by LaVerne Joe.
 - Fire Chief Dewayne Woodie presented the 2017 Winter AFDA Conference brochure to the fire board and explained to the board the current budget standings. He advise if the board wanted to go, they could but he would have to make minor adjustments to the budget.

- Mr. Marcarlo Roanhorse gave an estimated amount of roughly \$800.00 per person (this includes registration, lodging, mileage, and per diems), compared to \$1,200.00 person at to attend the Summer Conferences. If all four board members are sent, an estimated cost will be \$3,200.00. If all four board members and two administrative staff are sent, an estimated cost will be \$4,800.00.
- Mr. Jeremy Curtis asked if we were financial prepared for the winter conditions and if we had the expense to attend the conference. He doesn't mind attending, as long as there is money available.
- Ms. LaVerne Joe expressed that the staff need to update themselves with the changes and to provide quality assurance. The staff work hard and deserve to attend this conference. Send someone who is dependable and will use the training in a quick response.
- Mr. Joey Apachee stated that if the rooms are \$33.00 a night that it's a really good deal. He expressed that as a new board member he would need to take the ethics and open meeting law classes within six months of being appointed.
- Ms. Lela Sangster expressed that she is concerned and wants to watch the budget. She would like to save money for the district and that Joey is the main one that needs to attend. She would like to send the staff, if it was appropriate. She expressed that her term was ending and needed to make sure she was going to on for another term. She also expressed that she would like to see a detailed breakdown of the cost per person.
- Ms. LaVerne Joe made a motion to have Joey Apachee and any interested board members, who would like to attend the 2017 Winter AFDA Conference, to contact Fire Chief Dewayne Woodie to register them for the AFDA Conference. Fire Chief Dewayne Woodie will determine which staff will attend the Conference and was second by Joey Apachee. Motion was carried for approval with 4 in favor 0 opposing and 0 Abstain.

CALL TO THE PUBLIC:

- None

DATE AND TIME OF NEXT MEETING:

- December 28, 2016 at 6:00 P.M. M.S.T at Ganado Fire Station 1.

BENEDICTION given by Mr. Joey Apachee.

Mr. Joey Apachee motioned for **ADJOURNMENT** at 18:44 P.M. M.S.T and second by Mr. Jeremy Curtis. The motion was carried with 4 in favor 0 opposed and 0 abstain. Regular Fire Board meeting is adjourn at 18:44 P.M. M.S.T by Ms. Lela Sangster.

Ms. Lela Sangster, Fire Board Chairperson

Mr. Jeremy Curtis, Fire Board Clerk

Ms. LaVerne Joe, Fire Board Member

Mr. Joey Apachee, Fire Board Member

REPORTS



GANADO FIRE DISTRICT
FIRE CHIEF REPORT



PRESENTED BY FIRE
CHIEF DEWAYNE
WOODIE



GANADO FIRE DISTRICT

P.O. BOX 718

GANADO, ARIZONA

(928) 755-3424

FAX: (520) 755-6330

Fire Chief Monthly Report December 2016

[For the month of November 2016]

REPORT SUMMARY

A. PERSONNEL

1. Members (*Exhibit A*):

DEP'T	CAREER	PART-TIME	VOLUNTEER	CALL VOLUME	IN-HOUSE TRAINING HOURS	OUTSIDE TRAINING HOURS	PERSONNEL
ADMIN	X			9	0/0	0	Dewayne Woodie, Fire Chief/EMT
	X			NA	NA	0	Marcarlo Roanhorse, Administrator Assistant
		X		NA	0/0	0	Chantel Cook, Clerk
DISPATCH	X			1	0	0	Shirlene Attson, Communication Supervisor/EMT
	X			0	0	0	Jennifer Yazzie, Dispatcher
	X			0	0	0	Harriett Begay, Dispatcher
	X			0	0	0	Jon-Mykal Tsinajinnie, Dispatcher
		X		0	0	0	Christine Watchman, Relief Dispatcher
		X		0	0	0	Shermayne Stash, Relief Dispatcher
OPERATION	X			23	0/0	0	Lennix Peshlakai, Fire/EMS Lieutenant/EMT
	X			11	0/0	0	Evander Leonard, Fire Lieutenant/EMT
	X			14	0/0	0	Jeremy Begay, Fire Lieutenant/EMT
			X	11	0/0	0	Alfred John, Fire Engineer
			X	0	0/0	0	Celeste Cardy, Firefighter II/EMT
	X			35	0/0	0	Johnavan Wagoner, Firefighter II
			X	19	0/0	0	Rory James, Firefighter II
			X	6	0/0	0	Marcarlo Roanhorse, Firefighter I/EMT
			X	2	0/0	0	Lionel Tsinajinnie, Firefighter I
			X	19	0/0	0	Latasha Lee, Firefighter Trainee
			X	0	0/0	0	Jon-Mykal Tsinajinnie, Firefighter Trainee
			X	0	0/0	0	Austin R. Mooney, Firefighter Trainee
			X	0	0/0	0	Romero Hubbard, Firefighter Trainee
			X	0	0/10	0	Lionel Bia, Firefighter Trainee
		X	R	R	R	Corey Attson, Firefighter Trainee	
		X	0	0/0	0	Chantel Cook, Recruit	

R = Reserve M = Medical Leave RC = Recruit

A. PERSONNEL (continuation):

- a. Ms. Chantel Cook is still in process of completing her recruitment position. When completed she will be recommended for the position of Volunteer Firefighter Trainee (VFFT).

B. INCIDENTS (Non-Urgent and Urgent):

1. Fire/EMS incidents - 122 incidents (*Exhibit B*)
 - a. A breakdown of Monthly Incidents is on *Exhibit C*
2. Navajo Nation Law Enforcement incidents – 83 incidents (*Exhibit B*)

C. ACCOMPLISHMENTS:

1. FIRE DISTRICT

- a. November 10-11, 2016: The District had its Annual Audit for Fiscal Year 2015-2016.
- b. November 15, 2016 [9am-2pm]: The following personnel listed below attended the “*Annual Snow & Incident Meeting*” at the Ganado Department of Transportation (ADOT) Maintenance Yard regarding the upcoming ADOT Winter Protocol for the Arizona state roads in the area.
 1. Lennix Peshlakia, EMS/Fire Lieutenant
 2. Jeremy Begay, Fire Lieutenant
 3. Johnavan Wagoner, Firefighter II
 4. Shirlene Attson, Communication Supervisor
- c. November 18, 2016 [1pm-4pm]: The District had its Annual Thanksgiving Dinner for the Personnel and their family.
- d. November 30, 2016 at 6:00pm: The Ganado Fire Board had its Regular Governing Board Meeting at the Ganado Fire Station Training Room.

2. COMMUNITY

- a. November 7, 2016 [9am-4pm]: AHSI Adult/Child/Infant CPR and First Aid Training for the community held at the Ganado Fire Station Training Room.
- b. November 14, 2016 [9pm-1pm]: Fire Safety and Extinguisher Training for the community held at the Ganado Fire Station Training Room.

D. MAINTENANCE

1. Ganado Fire Station - Lt. Peshlakai is the custodian for Station 1.
 - a. All apparatus are in-services.
2. Steamboat Fire Station - Lt. Jeremy Begay is the custodian for Station 2.
 - a. All apparatus are in-services.
3. Klageleh Fire Station - Lt. Leonard is the custodian for Station 3.
 - a. All apparatus are in-services.

E. TRAINING for FIRE, EMS, and DISPATCH

1. November 15, 2016 [10am-2pm]: Ganado ADOT conducted a training on Highway Safety. The following personnel attended the training.
 - a. Lennix Peshlakia, EMS/Fire Lieutenant
 - b. Jeremy Begay, Fire Lieutenant
 - c. Johnavan Wagoner, Firefighter II
 - d. Shirlene Attson, Communication Supervisor

F. ANNOUNCEMENTS (Community Training/Presentation and Notification):

1. January 2, 2017 [9am-4pm]: AHSI Adult/Child/Infant CPR and First Aid Training at the Ganado Fire Station Training Room. Any questions regarding the training call (928)755-3424.
2. January 9, 2017 [9am-1pm]: Fire Safety and Extinguisher Training at the Ganado Fire Station – Training Room. If any questions regarding the training call (928)755-3424.
3. January 12 – 14, 2017: *“2017 Arizona Fire District Association (AFDA) Winter Conference”* in Laughlin, Nevada.

EXHIBIT A

2016 Personnel Run Tally

Personnel		Jan	Feb	Mar	Apr	May	Jun	Jul	Aug	Sept	Oct	Nov	Dec	YTD
Attson, Corey	0069	0	1	0	0	0	0	0	0	0	0	0		1
Begay, Jeremy	0052	22	9	20	7	27	19	28	20	19	15	14		200
Bia, Lionel	0096	5	5	0	2	0	0	0	0	0	0	0		12
Cardy, Celeste	0080	15	12	8	11	11	6	3	5	4	1	0		76
Cook, Chantel	0095	0	6	4	10	3	2	3	1	5	4	0		38
James, Rory	0088	13	11	11	21	25	13	29	11	31	20	19		204
John, Alfred	0033	14	25	16	4	0	0	1	0	6	13	11		90
Johnson, Larrick	0042	R	E	S	I	G	N	J	A	N	U	A	R	0
Lee, Latasha	0093	10	5	0	3	25	22	20	21	18	25	19		168
Leonard, Evander	0054	32	37	21	37	28	34	31	42	25	35	11		333
Lewis, Cameron	0062	0	0	1	R	E	S	I	G	N	A	P	R	1
Mooney, Austin	0094	6	50	29	30	9	25	7	0	0	0	0		156
Peshlakai, Lennix	0048	31	20	17	25	18	12	48	20	30	18	23		262
Roanhorse, Macarlo	0078	15	31	14	21	12	16	11	8	13	13	6		160
Slim, Patrick	0082	0	0	R	E	S	I	G	N	M	A	R	C	0
Tsinajinnie, Jalen	0099	0	1	1	0	0	0	0	0	0	0	0		2
Tsinajinnie, Jon-Mykal	0085	6	5	8	4	1	3	2	5	5	10	0		49
Tsinajinnie, Lionel	0086	27	10	19	21	41	32	48	21	18	36	2		275
Wagoner, Johnavan	0066	30	24	37	26	39	25	43	33	25	38	35		355
Woodie, Dewayne	0036	6	4	5	3	10	10	16	10	7	9	9		89
Hubbard, Romero	0103	-	-	20	21	43	28	26	35	30	5	0		208
														0
														0
Communications														0
Attson, Shirlene	0002	0	1	4	5	1	0	0	0	2	0	1		14
Yazzie, Jennifer	0068	0	1	5	5	0	0	3	0	1	0	0		15
Begay, Harriet	0101	0	1	2	3	0	0	0	0	0	0	0		6
Tsinajinnie, JonMykal	0085	0	0	0	0	0	0	0	0	0	0	0		0
Stash, Shermayne	0102	0	1	2	0	0	1	0	0	0	0	0		4
Watchman, Christine	0074	0	0	0	0	0	0	0	0	0	0	0		0
Total for the Month		232	260	244	259	293	248	319	232	239	242	150	0	2718
Top for the Month		32	50	37	37	43	34	48	42	31	38	35	0	355

EXHIBIT B

2016 Monthly Statistic Run Count

Call Description	Jan	Feb	Mar	Apr	May	Jun	Jul	Aug	Sept	Oct	Nov	Dec	YTD
Animal Rescue	0	0	0	4	13	13	16	8	2	2	1		59
EMS, Medical Assistance	18	24	13	19	34	21	26	20	20	15	23		233
EMS, Medical Assistance Other	18	11	12	17	8	12	7	12	7	18	11		133
EMS, MVA Pedestrian	0	0	0	0	0	0	0	0	0	0	0		0
EMS, MVA w/Animal	0	0	0	0	0	0	0	0	0	0	0		0
EMS, MVA w/Death	1	0	0	0	0	0	0	1	0	0	0		2
EMS, MVA w/Injuries	8	2	4	3	7	6	7	12	12	4	4		69
EMS, MVA w/o Injuries	7	7	2	8	4	8	12	6	13	13	3		83
EMS, Standby	3	3	1	7	8	3	6	4	7	5	3		50
Escort	1	3	1	0	1	2	0	2	0	3	1		14
Fire Safety & Extinguisher Training	2	1	0	3	1	1	1	3	2	0	1		15
Fire, Alarm Activated	1	1	1	1	2	1	3	0	0	2	0		12
Fire, Commerical	0	1	1	0	1	0	0	0	0	0	0		3
Fire, In - House Training	1	1	2	1	1	1	1	3	1	3	1		16
Fire, Rubbish	0	0	3	5	3	0	2	3	1	1	0		18
Fire, Smoke Ordor	0	0	1	0	0	0	0	0	1	0	0		2
Fire, Smoke Showing	1	0	3	2	1	5	3	3	0	3	1		22
Fire, Structure - Residential	1	1	3	1	0	2	1	0	0	1	2		12
Fire, Vehicle	0	0	0	0	0	0	2	0	0	0	3		5
Fire, Wildland	0	1	5	1	0	7	8	1	2	0	0		25
First Aid & CPR Training	2	1	1	5	1	3	4	1	2	1	1		22
Gas Emergency	0	0	0	0	0	0	1	0	2	0	0		3
Inspections	0	0	0	0	1	0	1	0	0	0	0		2
Intergovernmental Meeting	0	0	0	0	0	0	0	0	2	0	1		3
Message Delivery	0	0	0	0	0	0	1	1	0	0	0		2
Motorist Assistance	42	27	12	11	13	9	7	14	17	13	16		181
Mutual Aid	6	7	6	1	5	17	7	8	7	3	3		70
Other	10	14	19	19	25	12	18	17	14	14	13		175
Presentations	0	0	1	3	0	0	5	0	0	10	0		19
Relay	2	0	0	0	1	0	1	1	0	0	1		6
Search & Rescue	6	2	0	0	1	0	2	0	0	3	3		17
Traffic Control	2	0	1	1	0	0	0	0	4	2	3		13
Training Travel	1	0	0	1	0	0	0	0	2	0	0		4
Vehicle Lockout	13	19	18	28	28	13	14	15	16	15	20		199
Welfare Check	3	8	3	4	5	7	7	10	5	6	7		65
Totals for the Month	149	134	113	145	164	143	163	145	139	137	122	0	1554

EXHIBIT C

Ganado Fire District Monthly Statistics

Year	Jan	Feb	Mar	Apr	May	Jun	Jul	Aug	Sept	Oct	Nov	Dec	YTD
2016	149	134	113	145	164	143	163	145	139	137	122		1554

Navajo Nation Police Monthly Statistics

Year	Jan	Feb	Mar	Apr	May	Jun	Jul	Aug	Sept	Oct	Nov	Dec	YTD
2016	107	101	79	101	110	79	96	100	79	87	83		1022

Fire Safety and Extinguisher Training Statistics

Year	Jan	Feb	Mar	Apr	May	Jun	Jul	Aug	Sep	Oct	Nov	Dec	YTD
2016	18	15	16	31	17	24	15	58	34	21	12		261

American Heart Association Heartsaver First Aid And CPR Training

Year	Jan	Feb	Mar	Apr	May	Jun	Jul	Aug	Sept	Oct	Nov	Dec	YTD
2016	20	13	26	89	12	40	94	21	11	16	21		363

2016 American Heart Association Heartsaver First Aid And CPR Community Training

	Jan	Feb	Mar	Apr	May	Jun	Jul	Aug	Sept	Oct	Nov	Dec	Total
CPR&FA	20	12	23	89	12	40	93	21	11	15	19		355
First Aid	0	0	1	0	0	0	0	0	0	1	0		2
CPR	0	1	2	0	0	0	1	0	0	0	2		6
BLS HCP	0	0	0	0	0	0	0	0	0	0	0		0
Totals	20	13	26	89	12	40	94	21	11	16	21	0	363

GANADO FIRE DISTRICT DISTRICT BUDGET REPORT



PRESENTED BY FIRE
ADMINISTRATIVE ASSISTANT
MARCARLO ROANHORSE

Ganado Fire District
Profit & Loss
 November 2016

Nov 16

Ordinary Income/Expense	
Income	
MISCELLANEOUS	
Miscellaneous	80.00
Rent	345.00
Training Classes	978.42
Total MISCELLANEOUS	1,403.42
TAXES	
Property Tax Revenue	255,221.09
Total TAXES	255,221.09
Total Income	256,624.51
Gross Profit	256,624.51
Expense	
ADMINISTRATION	
701 · OFFICE EXPENSES	
6560 · Payroll Expenses	204.17
701a · Office supplies	1,441.50
701c · Business telephone	246.01
701f · Publishing & advertisement	15.90
Total 701 · OFFICE EXPENSES	1,907.58
702 · PROFESSIONAL SERVICES	
702a · Fire Board Misc Expense	86.30
702b · Audit and Accounting	3,500.00
Total 702 · PROFESSIONAL SERVICES	3,586.30
Total ADMINISTRATION	5,493.88
OPERATIONS	
503 · INSURANCE	
503c · Unemployment Compensation	31.91
Total 503 · INSURANCE	31.91
601 · FUEL/OIL/LUBE	1,660.52
602 · REPAIR & MAINTENANCE	
602a · Vehicle Repairs	2,513.63
602d · Home repairs	51.37
Total 602 · REPAIR & MAINTENANCE	2,565.00
604 · OTHER OPERATIONAL EXPENSES	
604b · Station supplies	912.64
604h · Meals	412.72
Total 604 · OTHER OPERATIONAL EXPENSES	1,325.36
605 · COMMUNICATIONS	
605b · Communications equipment	167.80
Total 605 · COMMUNICATIONS	167.80
608 · TRAINING EXPENSES	
608c · Tuition	70.00
Total 608 · TRAINING EXPENSES	70.00
609 · UTILITIES/PHONE	7,325.05
Total OPERATIONS	13,145.64
500 · PERSONNEL	
501 · SALARIES & WAGES	
501a · CAREER PERSONNEL	

Ganado Fire District
Profit & Loss
November 2016

	Nov 16
501a.1 · Fire Chief	6,000.00
501a.2 · Administrator Personnel	
501a.2a · Administrative Assistant	2,214.00
501a.2b · Office Clerk	910.08
Total 501a.2 · Administrator Personnel	3,124.08
501a.3 · Ganado Personnel	
501a.3a · Lieutenant	3,468.00
501a.3b · Firefighter/EMT	2,316.00
501a.3c · Part Time Volunteer	3,179.34
Total 501a.3 · Ganado Personnel	8,963.34
501a.4 · Klagetoh Personnel	
501a.4a · Lieutenant	3,324.00
Total 501a.4 · Klagetoh Personnel	3,324.00
501a.5 · Steamboat Personnel	
501a.5a · Lieutenant	3,276.01
Total 501a.5 · Steamboat Personnel	3,276.01
501a.6 · Dispatch Personnel	
501a.6a · Dispatch Supervisor	3,204.00
501a.6d · Dispatcher #3	140.75
501a.6e · Part Time Dispatcher	1,656.82
501a.6 · Dispatch Personnel - Other	7,363.28
Total 501a.6 · Dispatch Personnel	12,364.85
501a.7 · Overtime/Expense	131.63
Total 501a · CAREER PERSONNEL	37,183.91
501c · PART-TIME WAGES	
501c.4 · Overtime compensation	0.00
Total 501c · PART-TIME WAGES	0.00
Total 501 · SALARIES & WAGES	37,183.91
502 · EMPLOYEE BENEFITS	
502a · FICA	2,946.42
502b · Annual Benefits	1,688.25
Total 502 · EMPLOYEE BENEFITS	4,634.67
Total 500 · PERSONNEL	41,818.58
Total Expense	60,458.10
Net Ordinary Income	196,166.41
Net Income	196,166.41

Ganado Fire District
Profit & Loss Budget vs. Actual
November 2016

	Nov 16	Budget	\$ Over Budget	% of Budget
Ordinary Income/Expense				
Income				
INVESTMENT INCOME				
Interest Revenue	0.00	0.00	0.00	0.0%
Total INVESTMENT INCOME	0.00	0.00	0.00	0.0%
MISCELLANEOUS				
Miscellaneous	80.00	0.00	80.00	100.0%
Rent	345.00	0.00	345.00	100.0%
Training Classes	978.42	0.00	978.42	100.0%
Total MISCELLANEOUS	1,403.42	0.00	1,403.42	100.0%
TAXES				
FDAT	0.00	0.00	0.00	0.0%
Property Tax Revenue	255,221.09	51,154.75	204,066.34	498.9%
Total TAXES	255,221.09	51,154.75	204,066.34	498.9%
Total Income	256,624.51	51,154.75	205,469.76	501.7%
Gross Profit	256,624.51	51,154.75	205,469.76	501.7%
Expense				
ADMINISTRATION				
701 · OFFICE EXPENSES				
6560 · Payroll Expenses	204.17	0.00	204.17	100.0%
701a · Office supplies	1,441.50	0.00	1,441.50	100.0%
701b · Emergency telephone	0.00	0.00	0.00	0.0%
701c · Business telephone	246.01	0.00	246.01	100.0%
701d · Postage	0.00	0.00	0.00	0.0%
701e · Printing and binding	0.00	0.00	0.00	0.0%
701f · Publishing & advertisement	15.90	0.00	15.90	100.0%
701g · Administrative travel, dues	0.00	0.00	0.00	0.0%
701h · Fire prevention	0.00	0.00	0.00	0.0%
701i · Misc. expenses	0.00	0.00	0.00	0.0%
701 · OFFICE EXPENSES - Other	0.00	1,666.67	-1,666.67	0.0%
Total 701 · OFFICE EXPENSES	1,907.58	1,666.67	240.91	114.5%
702 · PROFESSIONAL SERVICES				
702a · Fire Board Misc Expense	86.30	0.00	86.30	100.0%
702b · Audit and Accounting	3,500.00	0.00	3,500.00	100.0%
702g · Professional Services - Misc	0.00	0.00	0.00	0.0%
702 · PROFESSIONAL SERVICES - Other	0.00	1,666.67	-1,666.67	0.0%
Total 702 · PROFESSIONAL SERVICES	3,586.30	1,666.67	1,919.63	215.2%
706 · REPAIRS & MAINTENANCE	0.00	0.00	0.00	0.0%
708 · Community Benefits	0.00	0.00	0.00	0.0%
Total ADMINISTRATION	5,493.88	3,333.34	2,160.54	164.8%
OPERATIONS				
INSURANCE PROPERTY	0.00	4,166.67	-4,166.67	0.0%
503 · INSURANCE				
503a · Medical, Life, Health, Etc.	0.00	0.00	0.00	0.0%
503c · Unemployment Compensation	31.91	0.00	31.91	100.0%
503 · INSURANCE - Other	0.00	5,083.33	-5,083.33	0.0%
Total 503 · INSURANCE	31.91	5,083.33	-5,051.42	0.6%
601 · FUEL/OIL/LUBE	1,660.52	3,333.33	-1,672.81	49.8%
602 · REPAIR & MAINTENANCE				
602a · Vehicle Repairs	2,513.63	0.00	2,513.63	100.0%

Ganado Fire District Profit & Loss Budget vs. Actual November 2016

	Nov 16	Budget	\$ Over Budget	% of Budget
602b · Equipment Repairs	0.00	0.00	0.00	0.0%
602c · Building Repairs & Maintenance	0.00	0.00	0.00	0.0%
602d · Home repairs	51.37	0.00	51.37	100.0%
602 · REPAIR & MAINTENANCE - Other	0.00	3,333.33	-3,333.33	0.0%
Total 602 · REPAIR & MAINTENANCE	2,565.00	3,333.33	-768.33	77.0%
604 · OTHER OPERATIONAL EXPENSES				
604a · EMS supplies	0.00	0.00	0.00	0.0%
604b · Station supplies	912.64	0.00	912.64	100.0%
604c · Chemicals	0.00	0.00	0.00	0.0%
604d · Turnout clothing	0.00	0.00	0.00	0.0%
604e · Uniform Clothing	0.00	0.00	0.00	0.0%
604f · Oxygen/air cylinder rental	0.00	0.00	0.00	0.0%
604g · Oxygen refill	0.00	0.00	0.00	0.0%
604h · Meals	412.72	0.00	412.72	100.0%
604i · Equipment Rental	0.00	0.00	0.00	0.0%
604 · OTHER OPERATIONAL EXPENSES - Other	0.00	2,333.33	-2,333.33	0.0%
Total 604 · OTHER OPERATIONAL EXPENSES	1,325.36	2,333.33	-1,007.97	56.8%
605 · COMMUNICATIONS				
605a · Communications repairs	0.00	0.00	0.00	0.0%
605b · Communications equipment	167.80	0.00	167.80	100.0%
605 · COMMUNICATIONS - Other	0.00	250.00	-250.00	0.0%
Total 605 · COMMUNICATIONS	167.80	250.00	-82.20	67.1%
606 · MISC. OPERATIONAL EXPENSES	0.00	0.00	0.00	0.0%
607 · OPERATIONAL TRAVEL EXPENSES	0.00	0.00	0.00	0.0%
608 · TRAINING EXPENSES				
608a · DVDs, ID Badges, etc.	0.00	0.00	0.00	0.0%
608b · Travel per diem	0.00	0.00	0.00	0.0%
608c · Tuition	70.00	0.00	70.00	100.0%
608d · Misc. training expenses	0.00	0.00	0.00	0.0%
608e · Motels	0.00	0.00	0.00	0.0%
608 · TRAINING EXPENSES - Other	0.00	166.67	-166.67	0.0%
Total 608 · TRAINING EXPENSES	70.00	166.67	-96.67	42.0%
609 · UTILITIES/PHONE OPERATIONS - Other	7,325.05	4,166.67	3,158.38	175.8%
Total OPERATIONS	13,145.64	22,833.33	-9,687.69	57.6%
500 · PERSONNEL				
501 · SALARIES & WAGES				
501a · CAREER PERSONNEL				
501a.1 · Fire Chief	6,000.00	6,000.00	0.00	100.0%
501a.2 · Administrator Personnel				
501a.2a · Administrative Assistant	2,214.00	3,240.00	-1,026.00	68.3%
501a.2b · Office Clerk	910.08	1,159.20	-249.12	78.5%
501a.2 · Administrator Personnel - Other	0.00	0.00	0.00	0.0%
Total 501a.2 · Administrator Personnel	3,124.08	4,399.20	-1,275.12	71.0%
501a.3 · Ganado Personnel				
501a.3a · Lieutenant	3,468.00	3,468.00	0.00	100.0%
501a.3b · Firefighter/EMT	2,316.00	2,316.00	0.00	100.0%
501a.3c · Part Time Volunteer	3,179.34	1,153.80	2,025.54	275.6%
501a.3 · Ganado Personnel - Other	0.00	0.00	0.00	0.0%
Total 501a.3 · Ganado Personnel	8,963.34	6,937.80	2,025.54	129.2%
501a.4 · Klagetoh Personnel				
501a.4a · Lieutenant	3,324.00	3,324.00	0.00	100.0%

Ganado Fire District Profit & Loss Budget vs. Actual November 2016

	Nov 16	Budget	\$ Over Budget	% of Budget
501a.4 · Klagetoh Personnel - Other	0.00	0.00	0.00	0.0%
Total 501a.4 · Klagetoh Personnel	3,324.00	3,324.00	0.00	100.0%
501a.5 · Steamboat Personnel				
501a.5a · Lieutenant	3,276.01	3,276.00	0.01	100.0%
501a.5 · Steamboat Personnel - Other	0.00	0.00	0.00	0.0%
Total 501a.5 · Steamboat Personnel	3,276.01	3,276.00	0.01	100.0%
501a.6 · Dispatch Personnel				
501a.6a · Dispatch Supervisor	3,204.00	3,204.00	0.00	100.0%
501a.6b · Dispatcher #1	0.00	2,486.40	-2,486.40	0.0%
501a.6c · Dispatcher #2	0.00	2,280.00	-2,280.00	0.0%
501a.6d · Dispatcher #3	140.75	2,280.00	-2,139.25	6.2%
501a.6e · Part Time Dispatcher	1,656.82	1,153.80	503.02	143.6%
501a.6 · Dispatch Personnel - Other	7,363.28	0.00	7,363.28	100.0%
Total 501a.6 · Dispatch Personnel	12,364.85	11,404.20	960.65	108.4%
501a.7 · Overtime/Expense	131.63	0.00	131.63	100.0%
Total 501a · CAREER PERSONNEL	37,183.91	35,341.20	1,842.71	105.2%
501b · TRAINING REIMBURSEMENT				
501b.1 · Vol. firefighter training	0.00	0.00	0.00	0.0%
501b.2 · Dispatcher training	0.00	0.00	0.00	0.0%
Total 501b · TRAINING REIMBURSEMENT	0.00	0.00	0.00	0.0%
501c · PART-TIME WAGES				
501c.1 · Part Time Dispatcher's wages	0.00	3,376.39	-3,376.39	0.0%
501c.2 · Part Time Volunteer wages	0.00	2,497.53	-2,497.53	0.0%
501c.3 · Office Clerk wages	0.00	0.00	0.00	0.0%
501c.4 · Overtime compensation	0.00	48.32	-48.32	0.0%
Total 501c · PART-TIME WAGES	0.00	5,922.24	-5,922.24	0.0%
Total 501 · SALARIES & WAGES	37,183.91	41,263.44	-4,079.53	90.1%
502 · EMPLOYEE BENEFITS				
502a · FICA	2,946.42	425.00	2,521.42	693.3%
502b · Annual Benefits	1,688.25	3,719.32	-2,031.07	45.4%
Total 502 · EMPLOYEE BENEFITS	4,634.67	4,144.32	490.35	111.8%
504 · 457 DEFERRED COMPENSATION	0.00	0.00	0.00	0.0%
Total 500 · PERSONNEL	41,818.58	45,407.76	-3,589.18	92.1%
603 · RENTALS	0.00	0.00	0.00	0.0%
800 · CAPITAL				
Station Remodel Ganado				
SMALL TOOLS & EQUIPMENT	0.00	0.00	0.00	0.0%
802 · IMPROVEMENTS	0.00	0.00	0.00	0.0%
803 · MOTOR VEHICLES	0.00	0.00	0.00	0.0%
804 · MACHINERY & EQUIPMENT	0.00	0.00	0.00	0.0%
Total Station Remodel Ganado	0.00	0.00	0.00	0.0%
801 · LAND, BUILDING & CONSTRUCTION				
801a · Land, Building, & Construction	0.00	0.00	0.00	0.0%
Total 801 · LAND, BUILDING & CONSTRUCTION	0.00	0.00	0.00	0.0%
Total 800 · CAPITAL	0.00	0.00	0.00	0.0%
810 · RESERVED FUND				

2:27 PM

12/29/16

Accrual Basis

Ganado Fire District
Profit & Loss Budget vs. Actual
November 2016

	Nov 16	Budget	\$ Over Budget	% of Budget
811 · EXCEEDING EXPENSE	0.00	0.00	0.00	0.0%
812 · IMPROVEMENTS	0.00	0.00	0.00	0.0%
810 · RESERVED FUND - Other	0.00	0.00	0.00	0.0%
Total 810 · RESERVED FUND	0.00	0.00	0.00	0.0%
Total Expense	60,458.10	71,574.43	-11,116.33	84.5%
Net Ordinary Income	196,166.41	-20,419.68	216,586.09	-960.7%
Net Income	<u>196,166.41</u>	<u>-20,419.68</u>	<u>216,586.09</u>	<u>-960.7%</u>

Ganado Fire District Profit & Loss Budget vs. Actual

July 2016 through June 2017

	Jul '16 - Jun 17	Budget	\$ Over Budget	% of Budget
Ordinary Income/Expense				
Income				
INVESTMENT INCOME				
Interest Revenue	0.00	0.00	0.00	0.0%
Total INVESTMENT INCOME	0.00	0.00	0.00	0.0%
MISCELLANEOUS				
Miscellaneous	260.00	0.00	260.00	100.0%
Rent	2,070.00	0.00	2,070.00	100.0%
Training Classes	10,572.16	0.00	10,572.16	100.0%
Total MISCELLANEOUS	12,902.16	0.00	12,902.16	100.0%
TAXES				
FDAT	0.00	122,667.00	-122,667.00	0.0%
Property Tax Revenue	434,349.32	613,857.00	-179,507.68	70.8%
TAXES - Other	0.00	0.00	0.00	0.0%
Total TAXES	434,349.32	736,524.00	-302,174.68	59.0%
Total Income	447,251.48	736,524.00	-289,272.52	60.7%
Gross Profit	447,251.48	736,524.00	-289,272.52	60.7%
Expense				
ADMINISTRATION				
701 · OFFICE EXPENSES				
6560 · Payroll Expenses	2,595.35	0.00	2,595.35	100.0%
701a · Office supplies	11,928.15	0.00	11,928.15	100.0%
701b · Emergency telephone	0.00	0.00	0.00	0.0%
701c · Business telephone	7,874.02	0.00	7,874.02	100.0%
701d · Postage	156.99	0.00	156.99	100.0%
701e · Printing and binding	10.60	0.00	10.60	100.0%
701f · Publishing & advertisement	379.48	0.00	379.48	100.0%
701g · Administrative travel, dues	500.00	0.00	500.00	100.0%
701h · Fire prevention	1,070.11	0.00	1,070.11	100.0%
701i · Misc. expenses	0.00	0.00	0.00	0.0%
701 · OFFICE EXPENSES - Other	513.54	20,000.00	-19,486.46	2.6%
Total 701 · OFFICE EXPENSES	25,028.24	20,000.00	5,028.24	125.1%
702 · PROFESSIONAL SERVICES				
702a · Fire Board Misc Expense	5,786.83	0.00	5,786.83	100.0%
702b · Audit and Accounting	3,500.00	0.00	3,500.00	100.0%
702g · Professional Services - Misc	576.00	0.00	576.00	100.0%
702 · PROFESSIONAL SERVICES - Other	16,097.09	20,000.00	-3,902.91	80.5%
Total 702 · PROFESSIONAL SERVICES	25,959.92	20,000.00	5,959.92	129.8%
706 · REPAIRS & MAINTENANCE	0.00	0.00	0.00	0.0%
708 · Community Benefits	8,236.25	0.00	8,236.25	100.0%
Total ADMINISTRATION	59,224.41	40,000.00	19,224.41	148.1%
OPERATIONS				
INSURANCE PROPERTY	0.00	50,000.00	-50,000.00	0.0%
503 · INSURANCE				
503a · Medical, Life, Health, Etc.	30,467.13	0.00	30,467.13	100.0%
503c · Unemployment Compensation	124.05	0.00	124.05	100.0%
503 · INSURANCE - Other	0.00	61,000.00	-61,000.00	0.0%
Total 503 · INSURANCE	30,591.18	61,000.00	-30,408.82	50.1%
601 · FUEL/OIL/LUBE	24,399.92	40,000.00	-15,600.08	61.0%
602 · REPAIR & MAINTENANCE				

Ganado Fire District
Profit & Loss Budget vs. Actual
 July 2016 through June 2017

	Jul '16 - Jun 17	Budget	\$ Over Budget	% of Budget
602a · Vehicle Repairs	25,508.59	0.00	25,508.59	100.0%
602b · Equipment Repairs	5,069.57	0.00	5,069.57	100.0%
602c · Building Repairs & Maintenance	6,763.93	0.00	6,763.93	100.0%
602d · Home repairs	2,781.95	0.00	2,781.95	100.0%
602 · REPAIR & MAINTENANCE - Other	142.29	40,000.00	-39,857.71	0.4%
Total 602 · REPAIR & MAINTENANCE	40,266.33	40,000.00	266.33	100.7%
604 · OTHER OPERATIONAL EXPENSES				
604a · EMS supplies	3,551.12	0.00	3,551.12	100.0%
604b · Station supplies	9,625.17	0.00	9,625.17	100.0%
604c · Chemicals	2,179.30	0.00	2,179.30	100.0%
604d · Turnout clothing	370.23	0.00	370.23	100.0%
604e · Uniform Clothing	235.52	0.00	235.52	100.0%
604f · Oxygen/air cylinder rental	885.36	0.00	885.36	100.0%
604g · Oxygen refill	0.00	0.00	0.00	0.0%
604h · Meals	2,970.41	0.00	2,970.41	100.0%
604i · Equipment Rental	0.00	0.00	0.00	0.0%
604 · OTHER OPERATIONAL EXPENSES - Other	2,763.52	28,000.00	-25,236.48	9.9%
Total 604 · OTHER OPERATIONAL EXPENSES	22,580.63	28,000.00	-5,419.37	80.6%
605 · COMMUNICATIONS				
605a · Communications repairs	0.00	0.00	0.00	0.0%
605b · Communications equipment	1,592.69	0.00	1,592.69	100.0%
605 · COMMUNICATIONS - Other	0.00	3,000.00	-3,000.00	0.0%
Total 605 · COMMUNICATIONS	1,592.69	3,000.00	-1,407.31	53.1%
606 · MISC. OPERATIONAL EXPENSES	0.00	0.00	0.00	0.0%
607 · OPERATIONAL TRAVEL EXPENSES	0.00	0.00	0.00	0.0%
608 · TRAINING EXPENSES				
608a · DVDs, ID Badges, etc.	0.00	0.00	0.00	0.0%
608b · Travel per diem	324.00	0.00	324.00	100.0%
608c · Tuition	403.50	0.00	403.50	100.0%
608d · Misc. training expenses	3,300.00	0.00	3,300.00	100.0%
608e · Motels	2,229.85	0.00	2,229.85	100.0%
608 · TRAINING EXPENSES - Other	0.00	2,000.00	-2,000.00	0.0%
Total 608 · TRAINING EXPENSES	6,257.35	2,000.00	4,257.35	312.9%
609 · UTILITIES/PHONE OPERATIONS - Other	16,811.53	50,000.00	-33,188.47	33.6%
Total OPERATIONS	142,499.63	274,000.00	-131,500.37	52.0%
500 · PERSONNEL				
501 · SALARIES & WAGES				
501a · CAREER PERSONNEL				
501a.1 · Fire Chief	26,103.00	52,000.00	-25,897.00	50.2%
501a.2 · Administrator Personnel				
501a.2a · Administrative Assistant	10,725.24	28,080.00	-17,354.76	38.2%
501a.2b · Office Clerk	3,604.84	10,046.40	-6,441.56	35.9%
501a.2 · Administrator Personnel - Other	0.00	0.00	0.00	0.0%
Total 501a.2 · Administrator Personnel	14,330.08	38,126.40	-23,796.32	37.6%
501a.3 · Ganado Personnel				
501a.3a · Lieutenant	17,145.31	30,056.00	-12,910.69	57.0%
501a.3b · Firefighter/EMT	7,720.00	20,072.00	-12,352.00	38.5%
501a.3c · Part Time Volunteer	12,783.55	10,000.00	2,783.55	127.8%
501a.3 · Ganado Personnel - Other	0.00	0.00	0.00	0.0%
Total 501a.3 · Ganado Personnel	37,648.86	60,128.00	-22,479.14	62.6%
501a.4 · Klagetoh Personnel				

**Ganado Fire District
Profit & Loss Budget vs. Actual
July 2016 through June 2017**

	Jul '16 - Jun 17	Budget	\$ Over Budget	% of Budget
501a.4a · Lieutenant	14,352.09	28,808.00	-14,455.91	49.8%
501a.4 · Klagetoh Personnel - Other	0.00	0.00	0.00	0.0%
Total 501a.4 · Klagetoh Personnel	14,352.09	28,808.00	-14,455.91	49.8%
501a.5 · Steamboat Personnel				
501a.5a · Lieutenant	14,192.60	28,392.00	-14,199.40	50.0%
501a.5 · Steamboat Personnel - Other	0.00	0.00	0.00	0.0%
Total 501a.5 · Steamboat Personnel	14,192.60	28,392.00	-14,199.40	50.0%
501a.6 · Dispatch Personnel				
501a.6a · Dispatch Supervisor	12,749.26	27,768.00	-15,018.74	45.9%
501a.6b · Dispatcher #1	0.00	21,548.80	-21,548.80	0.0%
501a.6c · Dispatcher #2	0.00	19,760.00	-19,760.00	0.0%
501a.6d · Dispatcher #3	140.75	19,760.00	-19,619.25	0.7%
501a.6e · Part Time Dispatcher	7,034.92	10,000.00	-2,965.08	70.3%
501a.6 · Dispatch Personnel - Other	32,395.81	0.00	32,395.81	100.0%
Total 501a.6 · Dispatch Personnel	52,320.74	98,836.80	-46,516.06	52.9%
501a.7 · Overtime/Expense	854.28	0.00	854.28	100.0%
Total 501a · CAREER PERSONNEL	159,801.65	306,291.20	-146,489.55	52.2%
501b · TRAINING REIMBURSEMENT				
501b.1 · Vol. firefighter training	0.00	0.00	0.00	0.0%
501b.2 · Dispatcher training	0.00	0.00	0.00	0.0%
Total 501b · TRAINING REIMBURSEMENT	0.00	0.00	0.00	0.0%
501c · PART-TIME WAGES				
501c.1 · Part Time Dispatcher's wages	0.00	33,745.43	-33,745.43	0.0%
501c.2 · Part Time Volunteer wages	0.00	43,033.71	-43,033.71	0.0%
501c.3 · Office Clerk wages	0.00	0.00	0.00	0.0%
501c.4 · Overtime compensation	280.55	1,087.65	-807.10	25.8%
Total 501c · PART-TIME WAGES	280.55	77,866.79	-77,586.24	0.4%
Total 501 · SALARIES & WAGES	160,082.20	384,157.99	-224,075.79	41.7%
502 · EMPLOYEE BENEFITS				
Retirement	0.00	0.00	0.00	0.0%
502a · FICA	13,013.41	5,100.00	7,913.41	255.2%
502b · Annual Benefits	9,375.63	32,234.04	-22,858.41	29.1%
Total 502 · EMPLOYEE BENEFITS	22,389.04	37,334.04	-14,945.00	60.0%
504 · 457 DEFERRED COMPENSATION	207.00	0.00	207.00	100.0%
Total 500 · PERSONNEL	182,678.24	421,492.03	-238,813.79	43.3%
603 · RENTALS	0.00	0.00	0.00	0.0%
800 · CAPITAL				
Station Remodel Ganado				
SMALL TOOLS & EQUIPMENT	0.00	0.00	0.00	0.0%
802 · IMPROVEMENTS	0.00	0.00	0.00	0.0%
803 · MOTOR VEHICLES	0.00	0.00	0.00	0.0%
804 · MACHINERY & EQUIPMENT	0.00	0.00	0.00	0.0%
Total Station Remodel Ganado	0.00	0.00	0.00	0.0%
801 · LAND, BUILDING & CONSTRUCTION				
801a · Land, Building, & Construction	0.00	0.00	0.00	0.0%
Total 801 · LAND, BUILDING & CONSTRUCTION	0.00	0.00	0.00	0.0%

**Ganado Fire District
Profit & Loss Budget vs. Actual**

July 2016 through June 2017

	Jul '16 - Jun 17	Budget	\$ Over Budget	% of Budget
800 · CAPITAL - Other	0.00	0.00	0.00	0.0%
Total 800 · CAPITAL	0.00	0.00	0.00	0.0%
810 · RESERVED FUND				
811 · EXCEEDING EXPENSE	36,000.00	0.00	36,000.00	100.0%
812 · IMPROVEMENTS	3,520.00	0.00	3,520.00	100.0%
810 · RESERVED FUND - Other	0.00	-184,792.11	184,792.11	0.0%
Total 810 · RESERVED FUND	39,520.00	-184,792.11	224,312.11	-21.4%
Total Expense	423,922.28	550,699.92	-126,777.64	77.0%
Net Ordinary Income	23,329.20	185,824.08	-162,494.88	12.6%
Net Income	23,329.20	185,824.08	-162,494.88	12.6%

Ganado Fire District
Reconciliation Summary
National Bank of Arizona, Period Ending 11/30/2016

	Nov 30, 16
Beginning Balance	-357,189.60
Cleared Transactions	
Checks and Payments - 31 items	-83,499.54
Deposits and Credits - 46 items	255,221.09
Total Cleared Transactions	171,721.55
Cleared Balance	<u>-185,468.05</u>
Uncleared Transactions	
Checks and Payments - 23 items	-156,930.83
Deposits and Credits - 5 items	117,025.90
Total Uncleared Transactions	-39,904.93
Register Balance as of 11/30/2016	<u>-225,372.98</u>
New Transactions	
Checks and Payments - 40 items	-53,782.60
Total New Transactions	-53,782.60
Ending Balance	<u>-279,155.58</u>

Ganado Fire District
Reconciliation Detail
National Bank of Arizona, Period Ending 11/30/2016

Type	Date	Num	Name	Clr	Amount	Balance
Beginning Balance						-357,189.60
Cleared Transactions						
Checks and Payments - 31 items						
Liability Check	10/18/2016		QuickBooks Payroll ...	X	-11,950.44	-11,950.44
Bill Pmt -Check	10/27/2016	110951	United Healthcare	X	-9,233.92	-21,184.36
Bill Pmt -Check	10/27/2016	110949	Colonial Life	X	-2,083.60	-23,267.96
Bill Pmt -Check	10/27/2016	110950	SecureCare Dental	X	-352.59	-23,620.55
Liability Check	10/28/2016		QuickBooks Payroll ...	X	-236.24	-23,856.79
Liability Check	10/28/2016		QuickBooks Payroll ...	X	-1.50	-23,858.29
Bill Pmt -Check	10/31/2016	111021	PFleet	X	-537.45	-24,395.74
Liability Check	11/01/2016		QuickBooks Payroll ...	X	-10,315.16	-34,710.90
Liability Check	11/01/2016		QuickBooks Payroll ...	X	-795.40	-35,506.30
Paycheck	11/02/2016	110954	Begay, Jeremy L	X	-909.96	-36,416.26
Paycheck	11/02/2016	110963	Tsinajinnie, Lionel L.	X	-300.15	-36,716.41
Paycheck	11/02/2016	110957	Lee, Latasha V.	X	-113.96	-36,830.37
Bill Pmt -Check	11/03/2016	110982	Gurley Motor Comp...	X	-8,206.25	-45,036.62
Bill Pmt -Check	11/03/2016	110981	Frontier	X	-5,034.91	-50,071.53
Liability Check	11/03/2016	110968	Colonial Life	X	-1,956.84	-52,028.37
Bill Pmt -Check	11/03/2016	110975	Chevron	X	-1,568.61	-53,596.98
Bill Pmt -Check	11/03/2016	110971	PFleet	X	-1,013.02	-54,610.00
Liability Check	11/03/2016	110969	Clearinghouse	X	-824.64	-55,434.64
Bill Pmt -Check	11/03/2016	110980	Sam's Club	X	-711.40	-56,146.04
Bill Pmt -Check	11/03/2016	110970	Dish Network	X	-401.14	-56,547.18
Bill Pmt -Check	11/03/2016	110974	Cellularone of NE Ar...	X	-186.53	-56,733.71
Bill Pmt -Check	11/03/2016	110977	FDC Rescue Products	X	-142.29	-56,876.00
Bill Pmt -Check	11/03/2016	110978	Four Corners Weldi...	X	-84.79	-56,960.79
Bill Pmt -Check	11/03/2016	110972	AT&T	X	-70.96	-57,031.75
Liability Check	11/15/2016		QuickBooks Payroll ...	X	-12,249.47	-69,281.22
Paycheck	11/16/2016	111000	Tsinajinnie, Lionel L.	X	-200.65	-69,481.87
Paycheck	11/16/2016	110994	Lee, Latasha V.	X	-153.45	-69,635.32
Paycheck	11/22/2016	110988	Woodie, Dewayne G.	X	-672.62	-70,307.94
Liability Check	11/23/2016		QuickBooks Payroll ...	X	-241.34	-70,549.28
Liability Check	11/29/2016		QuickBooks Payroll ...	X	-12,762.37	-83,311.65
Paycheck	11/30/2016	111010	Lee, Latasha V.	X	-187.89	-83,499.54
Total Checks and Payments					-83,499.54	-83,499.54
Deposits and Credits - 46 items						
Bill Pmt -Check	09/21/2015	110058	Bill's Discount Auto ...	X	0.00	0.00
Paycheck	11/02/2016	110967	Tsinajinnie, Jon-Myk...	X	0.00	0.00
Paycheck	11/02/2016	110952	Attson, Shirlene L.	X	0.00	0.00
Paycheck	11/02/2016	110960	Roanhorse, Marcarlo	X	0.00	0.00
Paycheck	11/02/2016	110964	Wagoner, Johnavan...	X	0.00	0.00
Paycheck	11/02/2016	110962	Tsinajinnie, Jon-Myk...	X	0.00	0.00
Paycheck	11/02/2016	110953	Begay, Harriet J.	X	0.00	0.00
Paycheck	11/02/2016	110958	Leonard, Evander R.	X	0.00	0.00
Paycheck	11/02/2016	110955	Cook, Chantel M.	X	0.00	0.00
Paycheck	11/02/2016	110961	Stash, Shermayne L.	X	0.00	0.00
Paycheck	11/02/2016	110956	James, Rory R.	X	0.00	0.00
Paycheck	11/02/2016	110966	Yazzie, Jennifer	X	0.00	0.00
Paycheck	11/02/2016	110965	Woodie, Dewayne G.	X	0.00	0.00
Paycheck	11/02/2016	110959	Peshlakai, Lennix P	X	0.00	0.00
Bill Pmt -Check	11/03/2016	110973	Bill's Discount Auto ...	X	0.00	0.00
Bill Pmt -Check	11/03/2016	110979	Navajo Sanitation	X	0.00	0.00
Bill Pmt -Check	11/04/2016	110986	Navajo Sanitation	X	0.00	0.00
Bill Pmt -Check	11/04/2016	110985	Bill's Discount Auto ...	X	0.00	0.00
Deposit	11/15/2016	deposit		X	255,221.09	255,221.09
Paycheck	11/16/2016	110992	Cook, Chantel M.	X	0.00	255,221.09
Paycheck	11/16/2016	110998	Stash, Shermayne L.	X	0.00	255,221.09
Paycheck	11/16/2016	110993	James, Rory R.	X	0.00	255,221.09
Paycheck	11/16/2016	110999	Tsinajinnie, Jon-Myk...	X	0.00	255,221.09
Paycheck	11/16/2016	111003	Yazzie, Jennifer	X	0.00	255,221.09
Paycheck	11/16/2016	110991	Begay, Jeremy L	X	0.00	255,221.09
Paycheck	11/16/2016	111002	Woodie, Dewayne G.	X	0.00	255,221.09
Paycheck	11/16/2016	110989	Attson, Shirlene L.	X	0.00	255,221.09
Paycheck	11/16/2016	110997	Roanhorse, Marcarlo	X	0.00	255,221.09
Paycheck	11/16/2016	110990	Begay, Harriet J.	X	0.00	255,221.09
Paycheck	11/16/2016	110995	Leonard, Evander R.	X	0.00	255,221.09

Ganado Fire District
Reconciliation Detail
National Bank of Arizona, Period Ending 11/30/2016

Type	Date	Num	Name	Clr	Amount	Balance
Paycheck	11/16/2016	110996	Peshlakai, Lennix P	X	0.00	255,221.09
Paycheck	11/16/2016	111001	Wagoner, Johnnavan...	X	0.00	255,221.09
Bill Pmt -Check	11/29/2016	111020	PFleet	X	0.00	255,221.09
Paycheck	11/30/2016	111019	Yazzie, Jennifer	X	0.00	255,221.09
Paycheck	11/30/2016	111018	Woodie, Dewayne G.	X	0.00	255,221.09
Paycheck	11/30/2016	111017	Wagoner, Johnnavan...	X	0.00	255,221.09
Paycheck	11/30/2016	111004	Attson, Shirlene L.	X	0.00	255,221.09
Paycheck	11/30/2016	111015	Tsinajinnie, Jon-Myk...	X	0.00	255,221.09
Paycheck	11/30/2016	111013	Roanhorse, Marcarlo	X	0.00	255,221.09
Paycheck	11/30/2016	111012	Peshlakai, Lennix P	X	0.00	255,221.09
Paycheck	11/30/2016	111005	Begay, Harriet J.	X	0.00	255,221.09
Paycheck	11/30/2016	111011	Leonard, Evander R.	X	0.00	255,221.09
Paycheck	11/30/2016	111006	Begay, Jeremy L	X	0.00	255,221.09
Paycheck	11/30/2016	111014	Stash, Shermayne L.	X	0.00	255,221.09
Paycheck	11/30/2016	111008	James, Rory R.	X	0.00	255,221.09
Paycheck	11/30/2016	111007	Cook, Chantel M.	X	0.00	255,221.09
Total Deposits and Credits					255,221.09	255,221.09
Total Cleared Transactions					171,721.55	171,721.55
Cleared Balance					171,721.55	-185,468.05
Uncleared Transactions						
Checks and Payments - 23 items						
Liability Check	08/04/2015		QuickBooks Payroll ...		-0.80	-0.80
Liability Check	08/04/2015		QuickBooks Payroll ...		-0.02	-0.82
Liability Check	08/06/2015		QuickBooks Payroll ...		-1,092.48	-1,093.30
Bill Pmt -Check	08/07/2015	109979	Racher's Office Equi...		-339.00	-1,432.30
Bill Pmt -Check	09/21/2015	110073	Navajo Sanitation		-367.50	-1,799.80
Paycheck	10/07/2015	110105	Stash, Shermayne L.		-5.01	-1,804.81
Bill Pmt -Check	11/19/2015	110216	Bound Tree Medical,...		-343.74	-2,148.55
Bill Pmt -Check	11/19/2015	110217	Cardiac Science		-20.00	-2,168.55
Bill Pmt -Check	12/04/2015	110262	Swissphone LLC		-800.00	-2,968.55
Bill Pmt -Check	01/11/2016	110433	Gurley Motor Comp...		-160.84	-3,129.39
Bill Pmt -Check	02/10/2016	110458	Secretary of State		-68.00	-3,197.39
Bill Pmt -Check	04/11/2016	110562	M. Etcitty		-84.00	-3,281.39
Bill Pmt -Check	05/03/2016	110617	Overhead Door Com...		-2,111.40	-5,392.79
General Journal	06/30/2016	ADJ 1...			-99,479.27	-104,872.06
General Journal	06/30/2016	ADJ 1...			-35,790.80	-140,662.86
Transfer	09/01/2016				-6,000.00	-146,662.86
Bill Pmt -Check	09/21/2016	111022	Bill's Discount Auto ...		-4,210.41	-150,873.27
Bill Pmt -Check	11/03/2016	110984	Navajo Tribal Utility ...		-959.18	-151,832.45
Bill Pmt -Check	11/03/2016	110983	Navajo Tribal Utility ...		-949.83	-152,782.28
Bill Pmt -Check	11/03/2016	110976	Ernie's Fire Extingui...		-134.40	-152,916.68
Bill Pmt -Check	11/10/2016	110987	James H. Saunders		-3,500.00	-156,416.68
Paycheck	11/30/2016	111009	John, Alfred H.		-311.66	-156,728.34
Paycheck	11/30/2016	111016	Tsinajinnie, Lionel L.		-202.49	-156,930.83
Total Checks and Payments					-156,930.83	-156,930.83
Deposits and Credits - 5 items						
Liability Check	08/04/2015		QuickBooks Payroll ...		0.02	0.02
Liability Check	08/04/2015		QuickBooks Payroll ...		0.80	0.82
Bill Pmt -Check	06/30/2016		Ganado Fire District		0.00	0.82
General Journal	06/30/2016	ADJ 1...			693.99	694.81
General Journal	06/30/2016	ADJ 1...			116,331.09	117,025.90
Total Deposits and Credits					117,025.90	117,025.90
Total Uncleared Transactions					-39,904.93	-39,904.93
Register Balance as of 11/30/2016					131,816.62	-225,372.98
New Transactions						
Checks and Payments - 40 items						
Bill Pmt -Check	12/05/2016	110055	Bill's Discount Auto ...		-2,283.00	-2,283.00
Bill Pmt -Check	12/05/2016	111028	Babbitt Ford		-1,698.44	-3,981.44
Bill Pmt -Check	12/05/2016	111029	Cardiac Science		-841.29	-4,822.73
Bill Pmt -Check	12/05/2016	111025	Alert-All Corporation...		-614.20	-5,436.93

Ganado Fire District
Reconciliation Detail
National Bank of Arizona, Period Ending 11/30/2016

Type	Date	Num	Name	Clr	Amount	Balance
Bill Pmt -Check	12/05/2016	111024	ACE Truck Service		-527.12	-5,964.05
Bill Pmt -Check	12/05/2016	111031	Creative Communic...		-273.00	-6,237.05
Bill Pmt -Check	12/05/2016	111030	Cellularone of NE Ar...		-195.02	-6,432.07
Bill Pmt -Check	12/05/2016	111032	Racher's Office Equi...		-154.50	-6,586.57
Bill Pmt -Check	12/05/2016	111027	Avesis		-130.73	-6,717.30
Bill Pmt -Check	12/05/2016	111026	AT&T		-122.02	-6,839.32
Bill Pmt -Check	12/05/2016	111023	A.M. Appliance & ...		-21.61	-6,860.93
Paycheck	12/06/2016	111034	Roanhorse, Marcarlo		-374.01	-7,234.94
Bill Pmt -Check	12/07/2016	111041	Navajo Tribal Utility ...		-959.18	-8,194.12
Bill Pmt -Check	12/07/2016	111037	Home Depot Credit ...		-928.46	-9,122.58
Bill Pmt -Check	12/07/2016	111039	Navajo Sanitation		-902.74	-10,025.32
Bill Pmt -Check	12/07/2016	111038	Manuelito Towing & ...		-726.50	-10,751.82
Bill Pmt -Check	12/07/2016	111042	NFPA		-455.91	-11,207.73
Bill Pmt -Check	12/07/2016	111045	Sparkletts		-356.92	-11,564.65
Bill Pmt -Check	12/07/2016	111044	SecureCare Dental		-352.59	-11,917.24
Bill Pmt -Check	12/07/2016	111043	Orkin Pest Control		-275.00	-12,192.24
Bill Pmt -Check	12/07/2016	111040	Navajo Tribal Utility ...		-244.38	-12,436.62
Bill Pmt -Check	12/07/2016	111036	GALLS, LLC		-235.52	-12,672.14
Liability Check	12/07/2016		QuickBooks Payroll ...		-210.53	-12,882.67
Liability Check	12/07/2016		QuickBooks Payroll ...		-168.54	-13,051.21
Bill Pmt -Check	12/07/2016	111035	Four Corners Weldi...		-84.79	-13,136.00
Liability Check	12/07/2016		QuickBooks Payroll ...		-1.60	-13,137.60
Liability Check	12/13/2016		QuickBooks Payroll ...		-12,180.62	-25,318.22
Bill Pmt -Check	12/13/2016	111061	Ganado Fire District		-6,000.00	-31,318.22
Bill Pmt -Check	12/13/2016	111064	Extrication Concepts...		-2,908.16	-34,226.38
Bill Pmt -Check	12/13/2016	111065	Navajo Tribal Utility ...		-2,207.81	-36,434.19
Bill Pmt -Check	12/13/2016	111067	Colonial Life		-806.11	-37,240.30
Bill Pmt -Check	12/13/2016	111066	Phil Stratton Electric...		-588.00	-37,828.30
Bill Pmt -Check	12/13/2016	111062	Navajo Sanitation		-467.14	-38,295.44
Liability Check	12/13/2016	111063	Clearinghouse		-412.32	-38,707.76
Paycheck	12/14/2016	111051	John, Alfred H.		-333.79	-39,041.55
Liability Check	12/21/2016		QuickBooks Payroll ...		-1,079.92	-40,121.47
Liability Check	12/27/2016		QuickBooks Payroll ...		-13,262.81	-53,384.28
Paycheck	12/28/2016	111075	Lee, Latasha V.		-168.42	-53,552.70
Paycheck	12/28/2016	111074	John, Alfred H.		-135.20	-53,687.90
Paycheck	12/28/2016	111081	Tsinajinnie, Lionel L.		-94.70	-53,782.60
Total Checks and Payments					-53,782.60	-53,782.60
Total New Transactions					-53,782.60	-53,782.60
Ending Balance					78,034.02	-279,155.58


Journal Activity

From 11/01/2016 To 11/30/2016 For Account Range CWTGAFD

Date&Time	Reference	Debits	Credits	Running Total
602100-1000	GENERAL EXPENSE-Cash With Treasurer			(\$357,189.60)
Nov 1, 2016 8:46:14 AM	Ganado Fire Intuit Payroll -11,110.56		(\$795.40)	(\$357,985.00)
Nov 1, 2016 8:46:14 AM	Ganado Fire Intuit Payroll -11,110.56		(\$10,315.16)	(\$368,300.16)
Nov 1, 2016 8:50:26 AM	Ganado Fire Intuit Payroll -11,110.56	\$795.40		(\$367,504.76)
Nov 1, 2016 8:50:26 AM	Ganado Fire Intuit Payroll -11,110.56	\$10,315.16		(\$357,189.60)
Nov 1, 2016 8:52:14 AM	Ganado Fire Intuit Payroll -11,110.56		(\$795.40)	(\$357,985.00)
Nov 1, 2016 8:52:14 AM	Ganado Fire Intuit Payroll -11,110.56		(\$10,315.16)	(\$368,300.16)
Nov 1, 2016 11:59:00 PM	Warrant 5500110949		(\$2,083.60)	(\$370,383.76)
Nov 2, 2016 12:00:00 AM	Warrant 5500110954		(\$909.96)	(\$371,293.72)
Nov 2, 2016 11:59:00 PM	Warrant 5500110950		(\$352.59)	(\$371,646.31)
Nov 7, 2016 9:15:27 AM	Warrant 5500110971		(\$1,013.02)	(\$372,659.33)
Nov 7, 2016 11:59:00 PM	Warrant 5500110963		(\$300.15)	(\$372,959.48)
Nov 9, 2016 11:59:00 PM	Warrant 5500110957		(\$113.96)	(\$373,073.44)
Nov 14, 2016 11:59:00 PM	Warrant 5500110951		(\$9,233.92)	(\$382,307.36)
Nov 15, 2016 9:38:49 AM	JE 1789 / Ganado Fire Dist Intuit Payroll ACH 11/15/2016 -12,249.47 / cddavis		(\$12,249.47)	(\$394,556.83)
Nov 15, 2016 11:59:59 PM	distribution	\$255,221.09		(\$139,335.74)
Nov 16, 2016 11:59:00 PM	Warrant 5500110994		(\$153.45)	(\$139,489.19)
Nov 17, 2016 5:05:17 PM	JE 1785 / Ganado Fire Dist Intuit Payroll ACH 10/18/2016 -11,950.44 / cddavis		(\$11,950.44)	(\$151,439.63)
Nov 17, 2016 5:10:59 PM	JE 1786 / Ganado Fire Dist Intuit Payroll ACH 10/28/16 237.74 / cddavis		(\$237.74)	(\$151,677.37)
Nov 18, 2016 11:59:00 PM	Warrant 5500111000		(\$200.65)	(\$151,878.02)
Nov 23, 2016 7:27:01 AM	Ganado Fire Intuit Payroll -241.34		(\$241.34)	(\$152,119.36)
Nov 25, 2016 11:59:00 PM	Warrant 5500110982		(\$8,206.25)	(\$160,325.61)
Nov 25, 2016 11:59:00 PM	Warrant 5500110988		(\$672.62)	(\$160,998.23)
Nov 28, 2016 11:59:00 PM	Warrant 5500110968		(\$1,956.84)	(\$162,955.07)
Nov 28, 2016 11:59:00 PM	Warrant 5500110969		(\$824.64)	(\$163,779.71)
Nov 28, 2016 11:59:00 PM	Warrant 5500110972		(\$70.96)	(\$163,850.67)
Nov 28, 2016 11:59:00 PM	Warrant 5500110977		(\$142.29)	(\$163,992.96)
Nov 28, 2016 11:59:00 PM	Warrant 5500110978		(\$84.79)	(\$164,077.75)
Nov 28, 2016 11:59:00 PM	Warrant 5500110980		(\$711.40)	(\$164,789.15)
Nov 28, 2016 11:59:00 PM	Warrant 5500110981		(\$5,034.91)	(\$169,824.06)
Nov 29, 2016 7:26:24 AM	Ganado Fire District Intuit Payroll -12,762.37		(\$12,762.37)	(\$182,586.43)
Nov 29, 2016 11:59:00 PM	Warrant 5500110970		(\$401.14)	(\$182,987.57)
Nov 29, 2016 11:59:00 PM	Warrant 5500110974		(\$186.53)	(\$183,174.10)
Nov 29, 2016 11:59:00 PM	Warrant 5500110975		(\$1,568.61)	(\$184,742.71)
Nov 30, 2016 11:59:00 PM	Warrant 5500111010		(\$187.89)	(\$184,930.60)
Nov 30, 2016 11:59:00 PM	Warrant 5500111021		(\$537.45)	(\$185,468.05)
602100-1000	GENERAL EXPENSE-Cash With Treasurer	\$266,331.65	(\$94,610.10)	(\$185,468.05)
602500-1000	GANADO FD-Cash With Treasurer			\$469.37
602500-1000	GANADO FD-Cash With Treasurer	\$0.00	\$0.00	\$469.37
602700-1000	BOND INDEBTEDNESS-Cash With Treasurer			\$7,764.11
602700-1000	BOND INDEBTEDNESS-Cash With Treasurer	\$0.00	\$0.00	\$7,764.11
	Grand Total	\$266,331.65	(\$94,610.10)	\$171,721.55

Redeemed Warrants from Nov 1, 2016 to Nov 30, 2016 Sorted By FundId, WarrantId

Issued Date	Warrant Number	Payee	Fund	Amount Redeemed	Redeemed Date
10/27/2016	5500110949	Colonial Life	602100	\$2,083.60	11/01/2016
10/27/2016	5500110950	SecureCare Dental	602100	\$352.59	11/02/2016
10/27/2016	5500110951	United Healthcare	602100	\$9,233.92	11/14/2016
11/02/2016	5500110954	Jeremy L. Begay	602100	\$909.96	11/02/2016
11/02/2016	5500110957	Latasha V. Lee	602100	\$113.96	11/09/2016
11/02/2016	5500110963	Lionel L. Tsinajinnie	602100	\$300.15	11/07/2016
11/03/2016	5500110968	Colonial Life	602100	\$1,956.84	11/28/2016
11/03/2016	5500110969	CLEARINGHOUSE ATLAS NO. 000745352500	602100	\$824.64	11/28/2016
11/03/2016	5500110970	DISH NETWORK	602100	\$401.14	11/29/2016
11/03/2016	5500110971	PFleet	602100	\$1,013.02	11/07/2016
11/03/2016	5500110972	AT&T	602100	\$70.96	11/28/2016
11/03/2016	5500110974	Cellularone of NE Arizona	602100	\$186.53	11/29/2016
11/03/2016	5500110975	Chevron	602100	\$1,566.61	11/29/2016
11/03/2016	5500110977	FDC Rescue Products	602100	\$142.29	11/28/2016
11/03/2016	5500110978	Four Corners Welding & Supply	602100	\$84.79	11/28/2016
11/03/2016	5500110980	Sam's Club	602100	\$711.40	11/28/2016
11/03/2016	5500110981	Frontier	602100	\$5,034.91	11/28/2016
11/03/2016	5500110982	Gurley Motor Company	602100	\$8,206.25	11/25/2016
11/22/2016	5500110988	Dewayne G. Woodie	602100	\$672.62	11/25/2016
11/16/2016	5500110994	Latasha V. Lee	602100	\$153.45	11/16/2016
11/16/2016	5500111000	Lionel L. Tsinajinnie	602100	\$200.65	11/18/2016
11/30/2016	5500111010	Latasha V. Lee	602100	\$187.89	11/30/2016
10/31/2016	5500111021	PFleet	602100	\$537.45	11/30/2016
Sub Total		Ganado FD-GENERAL EXPENSE		\$34,947.62	



Apache County Treasurer
 PO Box 699
 St. Johns, AZ, 85936
 Ph: 928-337-7629
 fax: 928-337-4686

Receipt: 11-01-2016-dyarosh-036534

Product	Name	Extended
2	Miscellaneous Receipts 602100-39900	(\$795.40)
		Reference: Ganado Fire Intuit Payroll -11,110.56
Journal Account	Name	Debits Credits
602100-39900	GENERAL EXPENSE- MISC. REVENUES	\$795.40
602100-1000	GENERAL EXPENSE-Cash With Treasurer	(\$795.40)
2	Miscellaneous Receipts 602100-39900	(\$10,315.16)
		Reference: Ganado Fire Intuit Payroll -11,110.56
Journal Account	Name	Debits Credits
602100-39900	GENERAL EXPENSE- MISC. REVENUES	\$10,315.16
602100-1000	GENERAL EXPENSE-Cash With Treasurer	(\$10,315.16)
Total		(\$11,110.56)
Change (Direct Deposit)		(\$11,110.56)
Bank Account	New_NBAZ_Checking	
Reference	ACH 11/01/2016 -11,110.56	

All payments made by check are subject to final bank clearance.

Thank You



Apache County Treasurer
PO Box 699
St. Johns, AZ, 85936
Ph: 928-337-7629
fax: 928-337-4686

Receipt: 11-15-2016-dyarosh-042797

Product	Name		Extended
2	Miscellaneous Receipts 420112-39900		(\$12,249.47)
		Reference: Ganado Fire District Inuitit Payroll -12,249.47	
Journal Account	Name	Debits	Credits
420112-39900	Non-Levy- MISC. REVENUES	\$12,249.47	
420112-1000	Non-Levy-Cash With Treasurer		(\$12,249.47)
<hr/>			
Total			(\$12,249.47)
Change (Direct Deposit)			(\$12,249.47)
Bank Account	New_NBAZ_WarrantClearing		
Reference	ACH 11/15/2016 -12,249.47		

All payments made by check are subject to final bank clearance.

1

Thank You

Tue Nov 15 09:19:15 MST 2016 dyarosh



Apache County Treasurer
PO Box 699
St. Johns, AZ, 85936
Ph: 928-337-7629
fax: 928-337-4686

Receipt: 11-29-2016-dyarosh-044488

Product	Name	Extended	
2	Miscellaneous Receipts 602100-39900	(\$12,762.37)	
		Reference: Ganado Fire District Intuit Payroll -12,762.37	
Journal Account	Name	Debits Credits	
602100-39900	GENERAL EXPENSE- MISC. REVENUES	\$12,762.37	
602100-1000	GENERAL EXPENSE-Cash With Treasurer		(\$12,762.37)
<hr/>			
Total		(\$12,762.37)	
Change (Direct Deposit)		(\$12,762.37)	
Bank Account Reference	New_NBAZ_WarrantClearing ACH 11/29/2016 -12,762.37		

All payments made by check are subject to final bank clearance.

1

Thank You

Tue Nov 29 07:26:24 MST 2016 dyarosh

Distribution 11.01.2016-11.15.2016

Tax Fund Id	Fund Name	Tax Year	Tax	Interest	Tax Abatement	Interest Abatement	Total
	Total For Year	2016	\$6,657,491.55	\$0.00	-\$1,246.18	-\$8.01	\$6,656,237.36
	Total For Year	2015	\$14,750.70	\$1,858.19	-\$12,817.93	-\$383.02	\$3,407.94
	Total For Year	2014	\$2,604.81	\$829.31	-\$640.42	-\$16.21	\$2,777.49
	Total For Year	2013	\$332.90	\$172.95	-\$221.18	-\$14.08	\$270.59
	Total For Year	2012	\$209.04	\$162.29	-\$63.82	\$0.00	\$307.51
	Total For Year	2011	\$98.77	\$87.90	\$0.00	\$0.00	\$186.67
	Total For Year	2010	\$44.06	\$53.83	\$0.00	\$0.00	\$97.89
	Total For Year	2009	\$46.75	\$66.77	\$0.00	\$0.00	\$113.52
	Grand Total		\$6,675,578.58	\$3,231.24	-\$14,989.53	-\$421.32	\$6,663,398.97
02000	Rounding	Total	\$623,688.34	\$3,231.24	-\$221.27	-\$421.32	\$626,276.99
02000	APACHE COUNTY	2016	\$622,403.00	\$0.00	\$271.10	-\$8.01	\$622,666.09
02000	APACHE COUNTY	2015	\$1,107.38	\$1,858.19	-\$485.68	-\$383.02	\$2,096.87
02000	APACHE COUNTY	2014	\$177.99	\$829.31	-\$6.70	-\$16.21	\$984.39
02000	Rounding	2013	\$0.00	\$172.95	\$0.00	-\$14.08	\$158.87
02000	Rounding	2012	-\$0.02	\$162.29	\$0.01	\$0.00	\$162.28
02000	Rounding	2011	-\$0.02	\$87.90	\$0.00	\$0.00	\$87.88
02000	Rounding	2010	\$0.00	\$53.83	\$0.00	\$0.00	\$53.83
02000	Rounding	2009	\$0.01	\$66.77	\$0.00	\$0.00	\$66.78
02000P	Apache County	Total	\$50.51	\$0.00	-\$9.86	\$0.00	\$40.65
02000P	Apache County	2013	\$24.17	\$0.00	-\$5.19	\$0.00	\$18.98
02000P	Apache County	2012	\$15.65	\$0.00	-\$4.67	\$0.00	\$10.98
02000P	Apache County	2011	\$7.02	\$0.00	\$0.00	\$0.00	\$7.02
02000P	Apache County	2010	\$1.91	\$0.00	\$0.00	\$0.00	\$1.91
02000P	Apache County	2009	\$1.76	\$0.00	\$0.00	\$0.00	\$1.76
02001	APACHE COUNTY SCHOOL EQUALIZATION	Total	\$553,947.40	\$0.00	-\$238.20	\$0.00	\$553,709.20
02001	APACHE COUNTY SCHOOL EQUALIZATION	2016	\$552,683.17	\$0.00	\$240.73	\$0.00	\$552,923.90
02001	APACHE COUNTY SCHOOL EQUALIZATION	2015	\$1,075.87	\$0.00	-\$471.86	\$0.00	\$604.01
02001	APACHE COUNTY SCHOOL EQUALIZATION	2014	\$188.36	\$0.00	-\$7.07	\$0.00	\$181.29
02001P	County School Equalization	Total	\$53.51	\$0.00	-\$11.11	\$0.00	\$42.40
02001P	County School Equalization	2013	\$26.95	\$0.00	-\$5.79	\$0.00	\$21.16
02001P	County School Equalization	2012	\$17.82	\$0.00	-\$5.32	\$0.00	\$12.50
02001P	County School Equalization	2011	\$5.88	\$0.00	\$0.00	\$0.00	\$5.88
02001P	County School Equalization	2010	\$1.55	\$0.00	\$0.00	\$0.00	\$1.55
02001P	County School Equalization	2009	\$1.31	\$0.00	\$0.00	\$0.00	\$1.31
03000	MOBILE HOME RELOCATION FUND	Total	\$3.88	\$0.00	\$0.00	\$0.00	\$3.88
03000	MOBILE HOME RELOCATION FUND	2015	\$2.78	\$0.00	\$0.00	\$0.00	\$2.78
03000	MOBILE HOME RELOCATION FUND	2014	\$1.10	\$0.00	\$0.00	\$0.00	\$1.10
03000P	Mobile Home Relocation	Total	\$26.31	\$0.00	-\$5.65	\$0.00	\$20.66

03000P	Mobile Home Relocation	2013	\$26.31	\$0.00	-\$5.65	\$0.00	\$20.66
05006	SD #6 CONCHO ELEMENTARY	Total	\$203,436.30	\$0.00	\$0.00	\$0.00	\$203,436.30
05006	SD #6 CONCHO ELEMENTARY	2016	\$199,995.00	\$0.00	\$0.00	\$0.00	\$199,995.00
05006	SD #6 CONCHO ELEMENTARY	2015	\$2,695.33	\$0.00	\$0.00	\$0.00	\$2,695.33
05006	SD #6 CONCHO ELEMENTARY	2014	\$745.97	\$0.00	\$0.00	\$0.00	\$745.97
05006_S	SD #6 CONCHO ELEMENTARY	Total	-\$15,860.49	\$0.00	\$0.00	\$0.00	-\$15,860.49
05006_S	SD #6 CONCHO ELEMENTARY	2016	-\$15,484.21	\$0.00	\$0.00	\$0.00	-\$15,484.21
05006_S	SD #6 CONCHO ELEMENTARY	2015	-\$143.96	\$0.00	\$0.00	\$0.00	-\$143.96
05006_S	SD #6 CONCHO ELEMENTARY	2014	-\$232.32	\$0.00	\$0.00	\$0.00	-\$232.32
05006P	Concho Elementary SD#6	Total	\$170.30	\$0.00	\$0.00	\$0.00	\$170.30
05006P	Concho Elementary SD#6	2013	\$134.34	\$0.00	\$0.00	\$0.00	\$134.34
05006P	Concho Elementary SD#6	2012	\$35.96	\$0.00	\$0.00	\$0.00	\$35.96
05006P_S	Concho Elementary SD#6	Total	-\$61.12	\$0.00	\$0.00	\$0.00	-\$61.12
05006P_S	Concho Elementary SD#6	2013	-\$61.12	\$0.00	\$0.00	\$0.00	-\$61.12
05007	SD #7 ALPINE ELEMENTARY	Total	\$54,845.40	\$0.00	\$786.56	\$0.00	\$55,631.96
05007	SD #7 ALPINE ELEMENTARY	2016	\$54,705.69	\$0.00	\$786.52	\$0.00	\$55,492.21
05007	SD #7 ALPINE ELEMENTARY	2015	\$139.71	\$0.00	\$0.10	\$0.00	\$139.81
05007	SD #7 ALPINE ELEMENTARY	2014	\$0.00	\$0.00	-\$0.06	\$0.00	-\$0.06
05007_S	SD #7 ALPINE ELEMENTARY	Total	-\$6,298.07	\$0.00	\$0.00	\$0.00	-\$6,298.07
05007_S	SD #7 ALPINE ELEMENTARY	2016	-\$6,297.66	\$0.00	\$0.00	\$0.00	-\$6,297.66
05007_S	SD #7 ALPINE ELEMENTARY	2015	-\$0.41	\$0.00	\$0.00	\$0.00	-\$0.41
05009	SD #9 VERNON ELEMENTARY	Total	\$182,308.41	\$0.00	\$0.00	\$0.00	\$182,308.41
05009	SD #9 VERNON ELEMENTARY	2016	\$181,459.79	\$0.00	\$0.00	\$0.00	\$181,459.79
05009	SD #9 VERNON ELEMENTARY	2015	\$688.57	\$0.00	\$0.00	\$0.00	\$688.57
05009	SD #9 VERNON ELEMENTARY	2014	\$160.05	\$0.00	\$0.00	\$0.00	\$160.05
05009_S	SD #9 VERNON ELEMENTARY	Total	-\$29,683.74	\$0.00	\$0.00	\$0.00	-\$29,683.74
05009_S	SD #9 VERNON ELEMENTARY	2016	-\$29,635.10	\$0.00	\$0.00	\$0.00	-\$29,635.10
05009_S	SD #9 VERNON ELEMENTARY	2015	-\$48.52	\$0.00	\$0.00	\$0.00	-\$48.52
05009_S	SD #9 VERNON ELEMENTARY	2014	-\$0.12	\$0.00	\$0.00	\$0.00	-\$0.12
05009P	Vernon Elemenatry School District #9	Total	\$45.55	\$0.00	\$0.00	\$0.00	\$45.55
05009P	Vernon Elemenatry School District #9	2012	\$45.55	\$0.00	\$0.00	\$0.00	\$45.55
05009P_S	Vernon Elemenatry School District #9	Total	-\$17.12	\$0.00	-\$132.65	\$0.00	-\$149.77
05009P_S	Vernon Elemenatry School District #9	2013	\$0.00	\$0.00	-\$132.65	\$0.00	-\$132.65
05009P_S	Vernon Elemenatry School District #9	2012	-\$17.12	\$0.00	\$0.00	\$0.00	-\$17.12
06000S	Post Secondary Education	Total	\$6.91	\$0.00	-\$1.67	\$0.00	\$5.24
06000S	Post Secondary Education	2013	\$6.91	\$0.00	-\$1.67	\$0.00	\$5.24
07001	SD #1 ST JOHNS UNIFIED	Total	\$259,696.65	\$0.00	-\$97.02	\$0.00	\$259,599.63
07001	SD #1 ST JOHNS UNIFIED	2016	\$257,637.09	\$0.00	\$0.00	\$0.00	\$257,637.09
07001	SD #1 ST JOHNS UNIFIED	2015	\$2,002.12	\$0.00	-\$47.48	\$0.00	\$1,954.64
07001	SD #1 ST JOHNS UNIFIED	2014	\$57.44	\$0.00	-\$49.54	\$0.00	\$7.90

07001_S	SD #1 ST JOHNS UNIFIED	Total	-\$16,889.57	\$0.00	\$0.00	\$0.00	-\$16,889.57
07001_S	SD #1 ST JOHNS UNIFIED	2016	-\$16,759.02	\$0.00	\$0.00	\$0.00	-\$16,759.02
07001_S	SD #1 ST JOHNS UNIFIED	2015	-\$130.55	\$0.00	\$0.00	\$0.00	-\$130.55
07001P	St Johns Unified School District #1	Total	\$34.40	\$0.00	-\$59.91	\$0.00	-\$25.51
07001P	St Johns Unified School District #1	2013	\$27.65	\$0.00	-\$37.28	\$0.00	-\$9.63
07001P	St Johns Unified School District #1	2012	\$6.75	\$0.00	-\$22.63	\$0.00	-\$15.88
07010	SD #10 ROUND VALLEY UNIFIED	Total	\$971,889.62	\$0.00	-\$1,240.61	\$0.00	\$970,649.01
07010	SD #10 ROUND VALLEY UNIFIED	2016	\$970,906.64	\$0.00	\$15.20	\$0.00	\$970,921.84
07010	SD #10 ROUND VALLEY UNIFIED	2015	\$848.60	\$0.00	-\$1,255.80	\$0.00	-\$407.20
07010	SD #10 ROUND VALLEY UNIFIED	2014	\$134.38	\$0.00	-\$0.01	\$0.00	\$134.37
07010_S	SD #10 ROUND VALLEY UNIFIED	Total	-\$26,816.21	\$0.00	\$158.19	\$0.00	-\$26,658.02
07010_S	SD #10 ROUND VALLEY UNIFIED	2016	-\$26,753.80	\$0.00	\$0.00	\$0.00	-\$26,753.80
07010_S	SD #10 ROUND VALLEY UNIFIED	2015	-\$60.27	\$0.00	\$158.19	\$0.00	\$97.92
07010_S	SD #10 ROUND VALLEY UNIFIED	2014	-\$2.14	\$0.00	\$0.00	\$0.00	-\$2.14
07010P	Round Valley Unified School District #10	Total	\$22.00	\$0.00	\$0.00	\$0.00	\$22.00
07010P	Round Valley Unified School District #10	2011	\$22.00	\$0.00	\$0.00	\$0.00	\$22.00
07010P_S	Round Valley Unified School District #10	Total	-\$8.22	\$0.00	\$0.00	\$0.00	-\$8.22
07010P_S	Round Valley Unified School District #10	2011	-\$8.22	\$0.00	\$0.00	\$0.00	-\$8.22
07999	SD #10 MINIMUM SCHOOL TAX	Total	\$302,833.17	\$0.00	-\$481.20	\$0.00	\$302,351.97
07999	SD #10 MINIMUM SCHOOL TAX	2016	\$302,452.49	\$0.00	\$4.74	\$0.00	\$302,457.23
07999	SD #10 MINIMUM SCHOOL TAX	2015	\$328.37	\$0.00	-\$485.94	\$0.00	-\$157.57
07999	SD #10 MINIMUM SCHOOL TAX	2014	\$52.31	\$0.00	\$0.00	\$0.00	\$52.31
07999_S	SD #10 MINIMUM SCHOOL TAX	Total	-\$8,359.94	\$0.00	\$61.20	\$0.00	-\$8,298.74
07999_S	SD #10 MINIMUM SCHOOL TAX	2016	-\$8,335.64	\$0.00	\$0.00	\$0.00	-\$8,335.64
07999_S	SD #10 MINIMUM SCHOOL TAX	2015	-\$23.32	\$0.00	\$61.20	\$0.00	\$37.88
07999_S	SD #10 MINIMUM SCHOOL TAX	2014	-\$0.98	\$0.00	\$0.00	\$0.00	-\$0.98
08000S	Junior College Tuition	Total	\$20.63	\$0.00	-\$4.97	\$0.00	\$15.66
08000S	Junior College Tuition	2013	\$20.63	\$0.00	-\$4.97	\$0.00	\$15.66
10260	WHITE MTN HEALTH CARE DIST	Total	\$105,032.19	\$0.00	-\$193.76	\$0.00	\$104,838.43
10260	WHITE MTN HEALTH CARE DIST	2016	\$104,420.85	\$0.00	\$218.68	\$0.00	\$104,639.53
10260	WHITE MTN HEALTH CARE DIST	2015	\$564.67	\$0.00	-\$405.23	\$0.00	\$159.44
10260	WHITE MTN HEALTH CARE DIST	2014	\$46.67	\$0.00	-\$7.21	\$0.00	\$39.46
10260S	White Mountain Health Care District	Total	\$10.57	\$0.00	-\$14.20	\$0.00	-\$3.63
10260S	White Mountain Health Care District	2013	\$4.32	\$0.00	-\$7.10	\$0.00	-\$2.78
10260S	White Mountain Health Care District	2012	\$1.57	\$0.00	-\$7.10	\$0.00	-\$5.53
10260S	White Mountain Health Care District	2011	\$4.68	\$0.00	\$0.00	\$0.00	\$4.68
10270	NORTHERN HEALTH CARE DIST	Total	\$730,252.31	\$0.00	\$0.00	\$0.00	\$730,252.31
10270	NORTHERN HEALTH CARE DIST	2016	\$729,736.34	\$0.00	\$0.00	\$0.00	\$729,736.34
10270	NORTHERN HEALTH CARE DIST	2015	\$398.25	\$0.00	\$0.00	\$0.00	\$398.25
10270	NORTHERN HEALTH CARE DIST	2014	\$117.72	\$0.00	\$0.00	\$0.00	\$117.72

10270S	Northern Health Care District	Total	\$108.11	\$0.00	\$0.00	\$0.00	\$108.11
10270S	Northern Health Care District	2013	\$31.72	\$0.00	\$0.00	\$0.00	\$31.72
10270S	Northern Health Care District	2012	\$30.98	\$0.00	\$0.00	\$0.00	\$30.98
10270S	Northern Health Care District	2011	\$16.28	\$0.00	\$0.00	\$0.00	\$16.28
10270S	Northern Health Care District	2010	\$13.13	\$0.00	\$0.00	\$0.00	\$13.13
10270S	Northern Health Care District	2009	\$16.00	\$0.00	\$0.00	\$0.00	\$16.00
11603	FD CONCHO	Total	\$18,338.16	\$0.00	\$0.00	\$0.00	\$18,338.16
11603	FD CONCHO	2016	\$18,160.85	\$0.00	\$0.00	\$0.00	\$18,160.85
11603	FD CONCHO	2015	\$177.31	\$0.00	\$0.00	\$0.00	\$177.31
11603S	Concho Fire District	Total	\$10.64	\$0.00	\$0.00	\$0.00	\$10.64
11603S	Concho Fire District	2012	\$10.64	\$0.00	\$0.00	\$0.00	\$10.64
11604	FD GREER	Total	\$83,558.49	\$0.00	-\$2,005.30	\$0.00	\$81,553.19
11604	FD GREER	2016	\$83,493.11	\$0.00	\$30.55	\$0.00	\$83,523.66
11604	FD GREER	2015	-\$66.84	\$0.00	-\$2,035.84	\$0.00	-\$2,102.68
11604	FD GREER	2014	\$132.22	\$0.00	-\$0.01	\$0.00	\$132.21
11605	FD ALPINE	Total	\$59,497.32	\$0.00	\$891.25	\$0.00	\$60,388.57
11605	FD ALPINE	2016	\$59,372.10	\$0.00	\$891.17	\$0.00	\$60,263.27
11605	FD ALPINE	2015	\$125.22	\$0.00	\$0.01	\$0.00	\$125.23
11605	FD ALPINE	2014	\$0.00	\$0.00	\$0.07	\$0.00	\$0.07
11618	FD PUERCO	Total	\$77,107.04	\$0.00	\$0.00	\$0.00	\$77,107.04
11618	FD PUERCO	2016	\$76,702.73	\$0.00	\$0.00	\$0.00	\$76,702.73
11618	FD PUERCO	2015	\$312.01	\$0.00	\$0.00	\$0.00	\$312.01
11618	FD PUERCO	2014	\$92.30	\$0.00	\$0.00	\$0.00	\$92.30
11618S	Puerco Fire District	Total	\$74.08	\$0.00	\$0.00	\$0.00	\$74.08
11618S	Puerco Fire District	2013	\$11.14	\$0.00	\$0.00	\$0.00	\$11.14
11618S	Puerco Fire District	2012	\$11.28	\$0.00	\$0.00	\$0.00	\$11.28
11618S	Puerco Fire District	2011	\$17.17	\$0.00	\$0.00	\$0.00	\$17.17
11618S	Puerco Fire District	2010	\$17.16	\$0.00	\$0.00	\$0.00	\$17.16
11618S	Puerco Fire District	2009	\$17.33	\$0.00	\$0.00	\$0.00	\$17.33
11619	FD GANADO	Total	\$255,221.09	\$0.00	\$0.00	\$0.00	\$255,221.09
11619	FD GANADO	2016	\$255,221.09	\$0.00	\$0.00	\$0.00	\$255,221.09
11620	FD VERNON	Total	\$87,260.86	\$0.00	\$0.00	\$0.00	\$87,260.86
11620	FD VERNON	2016	\$86,322.49	\$0.00	\$0.00	\$0.00	\$86,322.49
11620	FD VERNON	2015	\$708.48	\$0.00	\$0.00	\$0.00	\$708.48
11620	FD VERNON	2014	\$229.89	\$0.00	\$0.00	\$0.00	\$229.89
11620S	Vernon Fire District	Total	\$0.00	\$0.00	-\$0.03	\$0.00	-\$0.03
11620S	Vernon Fire District	2013	\$0.00	\$0.00	-\$0.03	\$0.00	-\$0.03
11621	FD NUTRIOSO	Total	\$19,224.32	\$0.00	\$0.00	\$0.00	\$19,224.32
11621	FD NUTRIOSO	2016	\$19,059.91	\$0.00	\$0.00	\$0.00	\$19,059.91
11621	FD NUTRIOSO	2015	\$136.77	\$0.00	\$0.00	\$0.00	\$136.77

11621	FD NUTRIOSO	2014	\$27.64	\$0.00	\$0.00	\$0.00	\$27.64
11900	APACHE COUNTY FD ASSISTANCE FUND	Total	\$90,107.79	\$0.00	-\$36.65	\$0.00	\$90,071.14
11900	APACHE COUNTY FD ASSISTANCE FUND	2016	\$89,904.28	\$0.00	\$39.18	\$0.00	\$89,943.46
11900	APACHE COUNTY FD ASSISTANCE FUND	2015	\$169.66	\$0.00	-\$74.43	\$0.00	\$95.23
11900	APACHE COUNTY FD ASSISTANCE FUND	2014	\$33.85	\$0.00	-\$1.40	\$0.00	\$32.45
11900S	Fire District Assistance Fund	Total	\$10.55	\$0.00	-\$2.57	\$0.00	\$7.98
11900S	Fire District Assistance Fund	2013	\$5.61	\$0.00	-\$1.35	\$0.00	\$4.26
11900S	Fire District Assistance Fund	2012	\$2.81	\$0.00	-\$1.22	\$0.00	\$1.59
11900S	Fire District Assistance Fund	2011	\$1.21	\$0.00	\$0.00	\$0.00	\$1.21
11900S	Fire District Assistance Fund	2010	\$0.45	\$0.00	\$0.00	\$0.00	\$0.45
11900S	Fire District Assistance Fund	2009	\$0.47	\$0.00	\$0.00	\$0.00	\$0.47
14900	APACHE COUNTY LIBRARY DIST	Total	\$342,802.15	\$0.00	-\$122.76	\$0.00	\$342,679.39
14900	APACHE COUNTY LIBRARY DIST	2016	\$342,077.54	\$0.00	\$149.04	\$0.00	\$342,226.58
14900	APACHE COUNTY LIBRARY DIST	2015	\$608.62	\$0.00	-\$267.02	\$0.00	\$341.60
14900	APACHE COUNTY LIBRARY DIST	2014	\$115.99	\$0.00	-\$4.78	\$0.00	\$111.21
14900S	Library District	Total	\$31.75	\$0.00	-\$7.29	\$0.00	\$24.46
14900S	Library District	2013	\$14.95	\$0.00	-\$3.60	\$0.00	\$11.35
14900S	Library District	2012	\$8.51	\$0.00	-\$3.69	\$0.00	\$4.82
14900S	Library District	2011	\$4.79	\$0.00	\$0.00	\$0.00	\$4.79
14900S	Library District	2010	\$1.72	\$0.00	\$0.00	\$0.00	\$1.72
14900S	Library District	2009	\$1.78	\$0.00	\$0.00	\$0.00	\$1.78
14901	APACHE COUNTY LIBRARY BOND	Total	\$136,278.54	\$0.00	-\$40.64	\$0.00	\$136,237.90
14901	APACHE COUNTY LIBRARY BOND	2016	\$136,014.69	\$0.00	\$59.26	\$0.00	\$136,073.95
14901	APACHE COUNTY LIBRARY BOND	2015	\$223.94	\$0.00	-\$98.25	\$0.00	\$125.69
14901	APACHE COUNTY LIBRARY BOND	2014	\$39.91	\$0.00	-\$1.65	\$0.00	\$38.26
14901S	Library Bond	Total	\$12.65	\$0.00	-\$3.21	\$0.00	\$9.44
14901S	Library Bond	2013	\$5.62	\$0.00	-\$1.35	\$0.00	\$4.27
14901S	Library Bond	2012	\$4.29	\$0.00	-\$1.86	\$0.00	\$2.43
14901S	Library Bond	2011	\$1.50	\$0.00	\$0.00	\$0.00	\$1.50
14901S	Library Bond	2010	\$0.53	\$0.00	\$0.00	\$0.00	\$0.53
14901S	Library Bond	2009	\$0.71	\$0.00	\$0.00	\$0.00	\$0.71
15000	APACHE COUNTY FLOOD CONTROL DIST	Total	\$27,203.66	\$0.00	-\$70.62	\$0.00	\$27,133.04
15000	APACHE COUNTY FLOOD CONTROL DIST	2016	\$27,012.77	\$0.00	\$9.37	\$0.00	\$27,022.14
15000	APACHE COUNTY FLOOD CONTROL DIST	2015	\$174.57	\$0.00	-\$78.97	\$0.00	\$95.60
15000	APACHE COUNTY FLOOD CONTROL DIST	2014	\$16.32	\$0.00	-\$1.02	\$0.00	\$15.30
21701	SAN DIST ALPINE	Total	\$24,062.18	\$0.00	-\$10,784.48	\$0.00	\$13,277.70
21701	SAN DIST ALPINE	2016	\$23,934.39	\$0.00	-\$4,267.64	\$0.00	\$19,666.75
21701	SAN DIST ALPINE	2015	\$127.79	\$0.00	-\$5,979.71	\$0.00	-\$5,851.92
21701	SAN DIST ALPINE	2014	\$0.00	\$0.00	-\$537.13	\$0.00	-\$537.13
21710	SAN DIST LITTLE COLORADO	Total	\$8,575.58	\$0.00	-\$148.20	\$0.00	\$8,427.38

21710	SAN DIST LITTLE COLORADO	2016	\$8,535.88	\$0.00	-\$143.84	\$0.00	\$8,392.04
21710	SAN DIST LITTLE COLORADO	2014	\$39.70	\$0.00	-\$4.36	\$0.00	\$35.34
28000	APACHE COUNTY JAIL DIST	Total	\$221,130.47	\$0.00	-\$93.98	\$0.00	\$221,036.49
28000	APACHE COUNTY JAIL DIST	2016	\$220,623.99	\$0.00	\$96.12	\$0.00	\$220,720.11
28000	APACHE COUNTY JAIL DIST	2015	\$425.76	\$0.00	-\$186.78	\$0.00	\$238.98
28000	APACHE COUNTY JAIL DIST	2014	\$80.72	\$0.00	-\$3.32	\$0.00	\$77.40
28000S	Jail District	Total	\$27.10	\$0.00	-\$6.66	\$0.00	\$20.44
28000S	Jail District	2013	\$13.85	\$0.00	-\$3.33	\$0.00	\$10.52
28000S	Jail District	2012	\$7.68	\$0.00	-\$3.33	\$0.00	\$4.35
28000S	Jail District	2011	\$3.33	\$0.00	\$0.00	\$0.00	\$3.33
28000S	Jail District	2010	\$1.12	\$0.00	\$0.00	\$0.00	\$1.12
28000S	Jail District	2009	\$1.12	\$0.00	\$0.00	\$0.00	\$1.12
28002	APACHE COUNTY JAIL DIST - JUVENILE	Total	\$99,383.90	\$0.00	-\$35.75	\$0.00	\$99,348.15
28002	APACHE COUNTY JAIL DIST - JUVENILE	2016	\$99,170.47	\$0.00	\$43.21	\$0.00	\$99,213.68
28002	APACHE COUNTY JAIL DIST - JUVENILE	2015	\$176.47	\$0.00	-\$77.43	\$0.00	\$99.04
28002	APACHE COUNTY JAIL DIST - JUVENILE	2014	\$36.96	\$0.00	-\$1.53	\$0.00	\$35.43
28002S	Juvenile Jail District	Total	\$11.82	\$0.00	-\$2.80	\$0.00	\$9.02
28002S	Juvenile Jail District	2013	\$6.43	\$0.00	-\$1.55	\$0.00	\$4.88
28002S	Juvenile Jail District	2012	\$2.88	\$0.00	-\$1.25	\$0.00	\$1.63
28002S	Juvenile Jail District	2011	\$1.39	\$0.00	\$0.00	\$0.00	\$1.39
28002S	Juvenile Jail District	2010	\$0.56	\$0.00	\$0.00	\$0.00	\$0.56
28002S	Juvenile Jail District	2009	\$0.56	\$0.00	\$0.00	\$0.00	\$0.56
28003	CID CONCHO WASTEWATER	Total	\$5,001.56	\$0.00	\$0.00	\$0.00	\$5,001.56
28003	CID CONCHO WASTEWATER	2016	\$4,999.89	\$0.00	\$0.00	\$0.00	\$4,999.89
28003	CID CONCHO WASTEWATER	2015	\$1.67	\$0.00	\$0.00	\$0.00	\$1.67
29999	APACHE COUNTY PUBLIC HEALTH DIST	Total	\$216,757.55	\$0.00	-\$76.70	\$0.00	\$216,680.85
29999	APACHE COUNTY PUBLIC HEALTH DIST	2016	\$216,321.82	\$0.00	\$94.25	\$0.00	\$216,416.07
29999	APACHE COUNTY PUBLIC HEALTH DIST	2015	\$384.87	\$0.00	-\$168.85	\$0.00	\$216.02
29999	APACHE COUNTY PUBLIC HEALTH DIST	2014	\$50.86	\$0.00	-\$2.10	\$0.00	\$48.76
29999S	Public Health District	Total	\$17.61	\$0.00	-\$4.16	\$0.00	\$13.45
29999S	Public Health District	2013	\$8.82	\$0.00	-\$2.12	\$0.00	\$6.70
29999S	Public Health District	2012	\$4.70	\$0.00	-\$2.04	\$0.00	\$2.66
29999S	Public Health District	2011	\$2.31	\$0.00	\$0.00	\$0.00	\$2.31
29999S	Public Health District	2010	\$0.88	\$0.00	\$0.00	\$0.00	\$0.88
29999S	Public Health District	2009	\$0.90	\$0.00	\$0.00	\$0.00	\$0.90
30000	NORTHERN AZ VIT	Total	\$67.15	\$0.00	-\$47.53	\$0.00	\$19.62
30000	NORTHERN AZ VIT	2015	\$61.77	\$0.00	-\$46.70	\$0.00	\$15.07
30000	NORTHERN AZ VIT	2014	\$5.38	\$0.00	-\$0.83	\$0.00	\$4.55
30000E	NORTHERN AZ VIT	Total	\$40,694.11	\$0.00	\$0.58	\$0.00	\$40,694.69
30000E	NORTHERN AZ VIT	2016	\$40,694.11	\$0.00	\$0.58	\$0.00	\$40,694.69

30000S	Northern Arizona VIT	Total	\$1.24	\$0.00	-\$1.66	\$0.00	-\$0.42
30000S	Northern Arizona VIT	2013	\$0.51	\$0.00	-\$0.83	\$0.00	-\$0.32
30000S	Northern Arizona VIT	2012	\$0.18	\$0.00	-\$0.83	\$0.00	-\$0.65
30000S	Northern Arizona VIT	2011	\$0.55	\$0.00	\$0.00	\$0.00	\$0.55
30001	NATIVE	Total	\$7.04	\$0.00	\$0.00	\$0.00	\$7.04
30001	NATIVE	2015	\$5.21	\$0.00	\$0.00	\$0.00	\$5.21
30001	NATIVE	2014	\$1.83	\$0.00	\$0.00	\$0.00	\$1.83
30001E	NATIVE	Total	\$9,660.50	\$0.00	\$0.00	\$0.00	\$9,660.50
30001E	NATIVE	2016	\$9,660.50	\$0.00	\$0.00	\$0.00	\$9,660.50
30001S	Northeast AZ Tech Inst Of Voc Educ	Total	\$1.90	\$0.00	\$0.00	\$0.00	\$1.90
30001S	Northeast AZ Tech Inst Of Voc Educ	2013	\$0.53	\$0.00	\$0.00	\$0.00	\$0.53
30001S	Northeast AZ Tech Inst Of Voc Educ	2012	\$0.53	\$0.00	\$0.00	\$0.00	\$0.53
30001S	Northeast AZ Tech Inst Of Voc Educ	2011	\$0.28	\$0.00	\$0.00	\$0.00	\$0.28
30001S	Northeast AZ Tech Inst Of Voc Educ	2010	\$0.28	\$0.00	\$0.00	\$0.00	\$0.28
30001S	Northeast AZ Tech Inst Of Voc Educ	2009	\$0.28	\$0.00	\$0.00	\$0.00	\$0.28
52000S	Apache Co Override	Total	\$13.67	\$0.00	\$0.00	\$0.00	\$13.67
52000S	Apache Co Override	2011	\$8.26	\$0.00	\$0.00	\$0.00	\$8.26
52000S	Apache Co Override	2010	\$2.83	\$0.00	\$0.00	\$0.00	\$2.83
52000S	Apache Co Override	2009	\$2.58	\$0.00	\$0.00	\$0.00	\$2.58
56000	POST SECONDARY EDUC	Total	\$154,725.83	\$0.00	-\$43.46	\$0.00	\$154,682.37
56000	POST SECONDARY EDUC	2016	\$154,436.84	\$0.00	\$67.29	\$0.00	\$154,504.13
56000	POST SECONDARY EDUC	2015	\$248.63	\$0.00	-\$109.08	\$0.00	\$139.55
56000	APACHE COUNTY POST SECONDARY EDUC	2014	\$40.36	\$0.00	-\$1.67	\$0.00	\$38.69
57001	SD #1 BUDGET OVERRIDES	Total	\$20,976.10	\$0.00	-\$9.66	\$0.00	\$20,966.44
57001	SD #1 BUDGET OVERRIDES	2016	\$20,791.83	\$0.00	\$0.00	\$0.00	\$20,791.83
57001	SD #1 BUDGET OVERRIDES	2015	\$178.67	\$0.00	-\$4.24	\$0.00	\$174.43
57001	SD #1 BUDGET OVERRIDES	2014	\$5.60	\$0.00	-\$5.42	\$0.00	\$0.18
57001S	SJUSD #1 Budget Override	Total	\$4.89	\$0.00	-\$10.37	\$0.00	-\$5.48
57001S	SJUSD #1 Budget Override	2013	\$4.08	\$0.00	-\$6.72	\$0.00	-\$2.64
57001S	SJUSD #1 Budget Override	2012	\$0.81	\$0.00	-\$3.65	\$0.00	-\$2.84
57010	SD #10 BUDGET OVERRIDES	Total	\$193,112.60	\$0.00	-\$222.42	\$0.00	\$192,890.18
57010	SD #10 BUDGET OVERRIDES	2016	\$192,939.11	\$0.00	\$3.01	\$0.00	\$192,942.12
57010	SD #10 BUDGET OVERRIDES	2015	\$152.29	\$0.00	-\$225.43	\$0.00	-\$73.14
57010	SD #10 BUDGET OVERRIDES	2014	\$21.20	\$0.00	\$0.00	\$0.00	\$21.20
57010S	RVUSD #10 Budget Override	Total	\$1.48	\$0.00	\$0.00	\$0.00	\$1.48
57010S	RVUSD #10 Budget Override	2011	\$1.48	\$0.00	\$0.00	\$0.00	\$1.48
58000	APACHE COUNTY JR COLLEGE TUITION	Total	\$330,030.45	\$0.00	-\$140.00	\$0.00	\$329,890.45
58000	JR COLLEGE TUITION	2016	\$329,281.32	\$0.00	\$143.46	\$0.00	\$329,424.78
58000	JR COLLEGE TUITION	2015	\$635.43	\$0.00	-\$278.78	\$0.00	\$356.65
58000	APACHE COUNTY JR COLLEGE TUITION	2014	\$113.70	\$0.00	-\$4.68	\$0.00	\$109.02

75006	SD #6 CLASS B BONDS	Total	\$16,907.81	\$0.00	\$0.00	\$0.00	\$16,907.81
75006	SD #6 CLASS B BONDS	2016	\$16,682.13	\$0.00	\$0.00	\$0.00	\$16,682.13
75006	SD #6 CLASS B BONDS	2015	\$166.24	\$0.00	\$0.00	\$0.00	\$166.24
75006	SD #6 CLASS B BONDS	2014	\$59.44	\$0.00	\$0.00	\$0.00	\$59.44
77006S	Concho School Class B Bond	Total	\$22.68	\$0.00	\$0.00	\$0.00	\$22.68
77006S	Concho School Class B Bond	2013	\$19.48	\$0.00	\$0.00	\$0.00	\$19.48
77006S	Concho School Class B Bond	2012	\$3.20	\$0.00	\$0.00	\$0.00	\$3.20
77008	SD #8 CLASS B BONDS	Total	\$134,685.27	\$0.00	\$0.00	\$0.00	\$134,685.27
77008	SD #8 CLASS B BONDS	2016	\$134,685.27	\$0.00	\$0.00	\$0.00	\$134,685.27
77010	SD #10 CLASS B BONDS	Total	\$118,443.86	\$0.00	-\$252.09	\$0.00	\$118,191.77
77010	SD #10 CLASS B BONDS	2016	\$118,257.81	\$0.00	\$1.84	\$0.00	\$118,259.65
77010	SD #10 CLASS B BONDS	2015	\$171.54	\$0.00	-\$253.93	\$0.00	-\$82.39
77010	SD #10 CLASS B BONDS	2014	\$14.51	\$0.00	\$0.00	\$0.00	\$14.51
77010S	RVUSD Class B Bond	Total	\$3.07	\$0.00	\$0.00	\$0.00	\$3.07
77010S	RVUSD Class B Bond	2011	\$3.07	\$0.00	\$0.00	\$0.00	\$3.07
200350	County -JUNIOR COLLEGE	Total	\$15.39	\$0.00	-\$3.91	\$0.00	\$11.48
200350	County -JUNIOR COLLEGE	2012	\$9.02	\$0.00	-\$3.91	\$0.00	\$5.11
200350	County -JUNIOR COLLEGE	2011	\$3.93	\$0.00	\$0.00	\$0.00	\$3.93
200350	County -JUNIOR COLLEGE	2010	\$1.22	\$0.00	\$0.00	\$0.00	\$1.22
200350	County- JUNIOR COLLEGE	2009	\$1.22	\$0.00	\$0.00	\$0.00	\$1.22
200351	County -POST SECONDARY EDUCATION	Total	\$8.69	\$0.00	-\$2.33	\$0.00	\$6.36
200351	County -POST SECONDARY EDUCATION	2012	\$5.37	\$0.00	-\$2.33	\$0.00	\$3.04
200351	County -POST SECONDARY EDUCATION	2011	\$1.88	\$0.00	\$0.00	\$0.00	\$1.88
200351	County -POST SECONDARY EDUCATION	2010	\$0.72	\$0.00	\$0.00	\$0.00	\$0.72
200351	County -POST SECONDARY EDUCATION	2009	\$0.72	\$0.00	\$0.00	\$0.00	\$0.72

Ganado Fire District
Reconciliation Summary
Wildland Account - Bank of Amer, Period Ending 11/30/2016

	Nov 30, 16	
Beginning Balance		5,785.49
Cleared Transactions		
Checks and Payments - 51 items	-3,647.49	
Deposits and Credits - 1 item	978.42	
Total Cleared Transactions	-2,669.07	
Cleared Balance		<u>3,116.42</u>
Uncleared Transactions		
Checks and Payments - 3 items	-303.21	
Deposits and Credits - 2 items	4,278.45	
Total Uncleared Transactions	3,975.24	
Register Balance as of 11/30/2016		<u>7,091.66</u>
New Transactions		
Checks and Payments - 2 items	-466.00	
Deposits and Credits - 1 item	6,000.00	
Total New Transactions	5,534.00	
Ending Balance		<u>12,625.66</u>

Ganado Fire District
Reconciliation Detail
Wildland Account - Bank of Amer, Period Ending 11/30/2016

Type	Date	Num	Name	Clr	Amount	Balance
Beginning Balance						5,785.49
Cleared Transactions						
Checks and Payments - 51 items						
Check	11/01/2016	debit	Acroprint	X	-15.90	-15.90
Check	11/01/2016	debit	Subway - WR	X	-8.43	-24.33
Check	11/02/2016	debit	Vonage	X	-41.70	-66.03
Check	11/04/2016	debit	Battery Junction	X	-167.80	-233.83
Check	11/04/2016	debit	DOMINO'S PIZZA	X	-45.64	-279.47
Check	11/04/2016	debit	Amazon.com	X	-44.52	-323.99
Check	11/04/2016	debit	Amazon.com	X	-13.98	-337.97
Check	11/04/2016	debit	Bashas-WR	X	-13.91	-351.88
Check	11/07/2016	debit	MCDONALDS	X	-23.30	-375.18
Check	11/07/2016	debit	Subway - WR	X	-12.28	-387.46
Check	11/08/2016	debit	American Safety am...	X	-186.31	-573.77
Check	11/09/2016	debit	National Registry of ...	X	-70.00	-643.77
Check	11/14/2016	debit	Dish Network	X	-200.57	-844.34
Check	11/14/2016	debit	Navajo Arts & Crafts	X	-126.00	-970.34
Check	11/14/2016	debit	Microsoft Store	X	-106.09	-1,076.43
Bill Pmt -Check	11/14/2016	1284	Wyndolyn Atakai	X	-85.00	-1,161.43
Check	11/14/2016	debit	Brickhouse Elecrtion	X	-49.98	-1,211.41
Check	11/14/2016	debit	CBA Media Parts	X	-34.95	-1,246.36
Check	11/14/2016	debit	Subway - WR	X	-18.15	-1,264.51
Check	11/14/2016	debit	Adobe Software	X	-10.60	-1,275.11
Check	11/15/2016	debit	hughesnet.com	X	-71.33	-1,346.44
Check	11/15/2016	debit	Nexia Intelligence	X	-29.97	-1,376.41
Check	11/16/2016	debit	Bashas-WR	X	-158.11	-1,534.52
Check	11/16/2016	debit	XM RADIO	X	-66.61	-1,601.13
Check	11/16/2016	debit	Cellular Call Center	X	-44.91	-1,646.04
Check	11/16/2016	debit	Cellular Call Center	X	-44.91	-1,690.95
Check	11/16/2016	debit	Cellular Call Center	X	-44.91	-1,735.86
Check	11/17/2016	debit	Amigo Chevrolet	X	-308.18	-2,044.04
Check	11/18/2016	debit	WALMART	X	-126.27	-2,170.31
Check	11/18/2016	debit	Amigo Chevrolet	X	-53.24	-2,223.55
Check	11/18/2016	debit	TACO BELL	X	-46.91	-2,270.46
Check	11/18/2016	debit	Subway - WR	X	-23.38	-2,293.84
Bill Pmt -Check	11/20/2016	1285	P. Joe	X	-216.00	-2,509.84
Check	11/21/2016	debit	Cellularone of NE Ar...	X	-204.31	-2,714.15
Check	11/21/2016	debit	Burger King - Burns...	X	-42.89	-2,757.04
Check	11/21/2016	debit	Conoco, Inc.	X	-25.05	-2,782.09
Check	11/21/2016	debit	Chevron	X	-25.00	-2,807.09
Check	11/21/2016	debit	Chevron	X	-20.00	-2,827.09
Check	11/21/2016	debit	GODADDY.COM	X	-15.90	-2,842.99
Check	11/21/2016	debit	Subway - WR	X	-11.29	-2,854.28
Check	11/22/2016	debit	Amazon.com	X	-513.29	-3,367.57
Check	11/22/2016	debit	Amazon.com	X	-10.60	-3,378.17
Check	11/28/2016	debit	Amazon.com	X	-26.95	-3,405.12
Check	11/28/2016	debit	Brickhouse Elecrtion	X	-24.99	-3,430.11
Check	11/28/2016	debit	Amazon.com	X	-9.79	-3,439.90
Check	11/28/2016	debit	Amazon.com	X	-8.49	-3,448.39
Check	11/29/2016	debit	Mora's Conoco	X	-40.00	-3,488.39
Check	11/30/2016	debit	Bashas-WR	X	-86.30	-3,574.69
Check	11/30/2016	debit	Navajo Western Aces	X	-51.37	-3,626.06
Check	11/30/2016			X	-13.00	-3,639.06
Check	11/30/2016	debit	Subway - WR	X	-8.43	-3,647.49
Total Checks and Payments					-3,647.49	-3,647.49
Deposits and Credits - 1 item						
Deposit	11/29/2016	deposit		X	978.42	978.42
Total Deposits and Credits					978.42	978.42
Total Cleared Transactions					-2,669.07	-2,669.07
Cleared Balance					-2,669.07	3,116.42
Uncleared Transactions						
Checks and Payments - 3 items						
General Journal	04/17/2014	ADJ 1...	LOWE'S		-30.51	-30.51

**Ganado Fire District
Reconciliation Detail
Wildland Account - Bank of Amer, Period Ending 11/30/2016**

Type	Date	Num	Name	Clr	Amount	Balance
General Journal	05/21/2014	ADJ 1...	WALMART		-132.70	-163.21
General Journal	06/30/2016	ADJ 1...			-140.00	-303.21
Total Checks and Payments					-303.21	-303.21
Deposits and Credits - 2 items						
General Journal	07/26/2011	1402R	Burger King - Burnsi...		26.87	26.87
Deposit	11/01/2016				4,251.58	4,278.45
Total Deposits and Credits					4,278.45	4,278.45
Total Uncleared Transactions					3,975.24	3,975.24
Register Balance as of 11/30/2016					1,306.17	7,091.66
New Transactions						
Checks and Payments - 2 items						
Bill Pmt -Check	12/08/2016	1286	Wyndolyn Atakai		-140.00	-140.00
Bill Pmt -Check	12/27/2016	1287	Conoco, Inc.		-326.00	-466.00
Total Checks and Payments					-466.00	-466.00
Deposits and Credits - 1 item						
Bill	12/13/2016	Emerg...	Ganado Fire District		6,000.00	6,000.00
Total Deposits and Credits					6,000.00	6,000.00
Total New Transactions					5,534.00	5,534.00
Ending Balance					6,840.17	12,625.66




P.O. Box 15284
Wilmington, DE 19850

Customer service information

 1.888.BUSINESS (1.888.287.4637)

 bankofamerica.com

 Bank of America, N.A.
P.O. Box 25118
Tampa, FL 33622-5118

GANADO FIRE DISTRICT
PO BOX 718
GANADO, AZ 86505-0718

Your Business Economy Checking

for November 1, 2016 to November 30, 2016

Account number: 0042 7585 7945

GANADO FIRE DISTRICT

Account summary

Beginning balance on November 1, 2016	\$5,785.49
Deposits and other credits	978.42
Withdrawals and other debits	-3,333.49
Checks	-301.00
Service fees	-13.00
Ending balance on November 30, 2016	\$3,116.42

of deposits/credits: 1
of withdrawals/debits: 51
of deposited items: 1
of days in cycle: 30
Average ledger balance: \$4,124.13

Hire-to-retire payroll and HR support

Get the right payroll and HR solutions for your business from an ADP consultant dedicated to Bank of America customers.

To learn more, visit bankofamerica.com/ADPnow, or call **844.274.1901** today.



A more human resource.™

ADP and the ADP logo are registered trademarks of ADP, LLC, and ADP A more human resource is a service mark of ADP, LLC, used under license. Bank of America does not deliver the services associated with ADP products. Internet access is required. Internet service provider fees may apply. Other bank fees may apply. See the Business Schedule of Fees at bankofamerica.com/businessfeesataglance for details. Bank of America is a registered trademark of Bank of America Corporation. ©2016 Bank of America Corporation. SSM-06-16-0173.B | ARWSKQGM

IMPORTANT INFORMATION: BANK DEPOSIT ACCOUNTS

Updating your contact information - We encourage you to keep your contact information up-to-date. This includes address, email and phone number. If your information has changed, the easiest way to update it is by visiting the Help & Support tab of Online Banking. Or, you can call our Customer Service team.

Deposit agreement - When you opened your account, you received a deposit agreement and fee schedule and agreed that your account would be governed by the terms of these documents, as we may amend them from time to time. These documents are part of the contract for your deposit account and govern all transactions relating to your account, including all deposits and withdrawals. Copies of both the deposit agreement and fee schedule which contain the current version of the terms and conditions of your account relationship may be obtained at our financial centers.

Electronic transfers: In case of errors or questions about your electronic transfers - If you think your statement or receipt is wrong or you need more information about an electronic transfer (e.g., ATM transactions, direct deposits or withdrawals, point-of-sale transactions) on the statement or receipt, telephone or write us at the address and number listed on the front of this statement as soon as you can. We must hear from you no later than 60 days after we sent you the FIRST statement on which the error or problem appeared.

- Tell us your name and account number.
- Describe the error or transfer you are unsure about, and explain as clearly as you can why you believe there is an error or why you need more information.
- Tell us the dollar amount of the suspected error.

For consumer accounts used primarily for personal, family or household purposes, we will investigate your complaint and will correct any error promptly. If we take more than 10 business days (10 calendar days if you are a Massachusetts customer) (20 business days if you are a new customer, for electronic transfers occurring during the first 30 days after the first deposit is made to your account) to do this, we will credit your account for the amount you think is in error, so that you will have use of the money during the time it will take to complete our investigation.

For other accounts, we investigate, and if we find we have made an error, we credit your account at the conclusion of our investigation.

Reporting other problems - You must examine your statement carefully and promptly. You are in the best position to discover errors and unauthorized transactions on your account. If you fail to notify us in writing of suspected problems or an unauthorized transaction within the time period specified in the deposit agreement (which periods are no more than 60 days after we make the statement available to you and in some cases are 30 days or less), we are not liable to you for, and you agree to not make a claim against us for the problems or unauthorized transactions.

Direct deposits - If you have arranged to have direct deposits made to your account at least once every 60 days from the same person or company, you may call us at the telephone number listed on the front of this statement to find out if the deposit was made as scheduled. You may also review your activity online or visit a financial center for information.

© 2016 Bank of America Corporation

Bank of America, N.A. Member FDIC and  Equal Housing Lender

Deposits and other credits

Date	Description	Amount
11/29/16	BKOFAMERICA MOBILE 11/29 3500095353 DEPOSIT *MOBILE NM	978.42

Total deposits and other credits

\$978.42

Withdrawals and other debits



Date	Description	Amount
Card account # XXXX XXXX XXXX 2202		
11/01/16	CHECKCARD 1030 ADOBE *ACROPRO SUBS 800-833-6687 CA 24610436305004014630885 RECURRING CKCD 5734 XXXXXXXXXXXXX2202 XXXX XXXX XXXX 2202	-15.90
11/01/16	CHECKCARD 1031 SUBWAY 00213702 GALLUP NM 24164076305255005738269 CKCD 5814 XXXXXXXXXXXXX2202 XXXX XXXX XXXX 2202	-8.43
11/02/16	CHECKCARD 1101 VONAGE *PRICE+TAXES 866-243-4357 NJ 24692166306000983324644 RECURRING CKCD 4814 XXXXXXXXXXXXX2202 XXXX XXXX XXXX 2202	-41.70
11/04/16	CHECKCARD 1102 DOMINO'S 9300 575-637-3030 NM 24445006308500500810534 CKCD 5814 XXXXXXXXXXXXX2202 XXXX XXXX XXXX 2202	-45.64
11/04/16	CHECKCARD 1103 AMAZON MKTPLACE PMTS AMZN.COM/BILLWA 24692166308000267306455 CKCD 5942 XXXXXXXXXXXXX2202 XXXX XXXX XXXX 2202	-13.98
11/04/16	CHECKCARD 1103 AMAZON MKTPLACE PMTS AMZN.COM/BILLWA 24692166308000313492861 CKCD 5942 XXXXXXXXXXXXX2202 XXXX XXXX XXXX 2202	-44.52
11/08/16	CHECKCARD 1107 AMERICAN SAFETY AND HEA 541-3447099 OR 24717056313733131243937 CKCD 8299 XXXXXXXXXXXXX2202 XXXX XXXX XXXX 2202	-186.31
11/09/16	CHECKCARD 1108 NATIONAL REGISTRY EMT 614-888-4484 OH 24692166313000915793370 CKCD 8398 XXXXXXXXXXXXX2202 XXXX XXXX XXXX 2202	-70.00
11/14/16	CHECKCARD 1109 DISH NETWORK-ONE TIME 800-894-9131 CO 24610436315004028420982 CKCD 4899 XXXXXXXXXXXXX2202 XXXX XXXX XXXX 2202	-200.57
11/14/16	CHECKCARD 1111 MICROSOFT *STORE BILL.MS.NET WA 24430996317091502002278 CKCD 5734 XXXXXXXXXXXXX2202 XXXX XXXX XXXX 2202	-106.09
11/14/16	CHECKCARD 1111 BRICKHOUSE ELECTRON 800-654-7966 NY 24110396317207868802818 CKCD 7393 XXXXXXXXXXXXX2202 XXXX XXXX XXXX 2202	-49.98
11/14/16	CHECKCARD 1112 CBI*PIRIFORM 800-799-9570 IL 24692166317000201328994 CKCD 5734 XXXXXXXXXXXXX2202 XXXX XXXX XXXX 2202	-34.95
11/14/16	CHECKCARD 1112 ADOBE *PHOTOGRAPHY PLAN 800-833-6687 CA 24610436318004009564839 RECURRING CKCD 5734 XXXXXXXXXXXXX2202 XXXX XXXX XXXX 2202	-10.60

continued on the next page

Let's use all our connections to fight hunger

Go to bankofamerica.com/fighthunger to donate and encourage your friends to do the same.

For every \$1 you donate, we'll give \$2 more.*

*All donations, including the Bank of America Foundation's matching donations, will go to the Feeding America network (the Feeding America National Office, or affiliated local food banks). For individual donations made to Feeding America through the Give a Meal™ program before December 31, 2016, the Foundation will match each donation (up to \$1,000 per donor) two-to-one, with a maximum total Foundation donation of up to \$50,000 to any individual local food bank, and an aggregate maximum Foundation donation of up to \$1,500,000 for all Feeding America programs. Bank of America, N.A. Member FDIC. ©2016 Bank of America Corporation SSM-08-16-0100.B | ARBPSDKK

Withdrawals and other debits - continued

Date	Description	Amount
11/16/16	CHECKCARD 1115 SXM*SIRIUSXM.COM/ACCT 888-635-5144 NY 24692166320000011196925 RECURRING CKCD 4899 XXXXXXXXXXXXX2202 XXXX XXXX XXXX 2202	-66.61
11/17/16	AMIGO CHEV-GEO 11/17 #000825321 PURCHASE AMIGO CHEV-GEO GALLUP NM	-308.18
11/18/16	CHECKCARD 1117 AMIGO CHEV-GEO GALLUP NM 24431056322838002550122 CKCD 5511 XXXXXXXXXXXX2202 XXXX XXXX XXXX 2202	-53.24
11/21/16	CHECKCARD 1119 DNH*GODADDY.COM 480-5058855 AZ 24906416324032541615303 RECURRING CKCD 4816 XXXXXXXXXXXXX2202 XXXX XXXX XXXX 2202	-15.90
11/21/16	CHECKCARD 1120 CELLULARONE OSG 928-537-0690 AZ 24692166325000051792661 CKCD 4812 XXXXXXXXXXXXX2202 XXXX XXXX XXXX 2202	-204.31
11/21/16	CHECKCARD 1121 CHEVRON 0210667 GANADO AZ 24692166326000428007982 CKCD 5542 XXXXXXXXXXXXX2202 XXXX XXXX XXXX 2202	-20.00
11/22/16	CHECKCARD 1121 AMAZON MKTPLACE PMTS AMZN.COM/BILLWA 24692166326000892463570 CKCD 5942 XXXXXXXXXXXXX2202 XXXX XXXX XXXX 2202	-513.29
11/22/16	CHECKCARD 1122 Amazon Digital Svcs 866-216-1072 WA 24692166327000033305408 CKCD 5735 XXXXXXXXXXXXX2202 XXXX XXXX XXXX 2202	-10.60
11/28/16	CHECKCARD 1125 BRICKHOUSE ELECTRON 800-654-7966 NY 24110396331207868201211 CKCD 7393 XXXXXXXXXXXXX2202 XXXX XXXX XXXX 2202	-24.99
11/29/16	CHECKCARD 1128 MORAS ALON GANADO AZ 24224436334103000873054 CKCD 5542 XXXXXXXXXXXX2202 XXXX XXXX XXXX 2202	-40.00
11/30/16	NAVAJO WESTERN 11/30 #000130516 PURCHASE ROUTE 264 WINDOW ROCK AZ	-51.37
Subtotal for card account # XXXX XXXX XXXX 2202		-\$2,137.16
Card account # XXXX XXXX XXXX 2210		
11/04/16	CHECKCARD 1102 BASHAS' #035 WINDOW ROCK AZ 24231686308837000258195 CKCD 5411 XXXXXXXXXXXX2210 XXXX XXXX XXXX 2210	-13.91
11/04/16	CHECKCARD 1103 BATTERY JUNCTION 860-581-4540 CT 24431056309207379749336 CKCD 5999 XXXXXXXXXXXXX2210 XXXX XXXX XXXX 2210	-167.80
11/07/16	CHECKCARD 1103 SUBWAY 00213702 GALLUP NM 24164076309255160564514 CKCD 5814 XXXXXXXXXXXXX2210 XXXX XXXX XXXX 2210	-12.28
11/07/16	CHECKCARD 1103 MCDONALD'S F17571 WINDOW ROCK AZ 24427336309710052687600 CKCD 5814 XXXXXXXXXXXXX2210 XXXX XXXX XXXX 2210	-23.30
11/14/16	CHECKCARD 1110 NAVAJO ARTS AND CRAFTS WINDOW ROCK AZ 24013396315001464453690 CKCD 5999 XXXXXXXXXXXXX2210 XXXX XXXX XXXX 2210	-126.00
11/14/16	CHECKCARD 1110 SUBWAY 00213702 GALLUP NM 24164076316255207483497 CKCD 5814 XXXXXXXXXXXXX2210 XXXX XXXX XXXX 2210	-18.15
11/15/16	CHECKCARD 1114 HNS*HughesNet.com 866-347-3292 MD 24692166319000429562661 RECURRING CKCD 4899 XXXXXXXXXXXXX2210 XXXX XXXX XXXX 2210	-71.33
11/16/16	CHECKCARD 1114 CELLULAR CALL CENTER 928-537-0690 AZ 24692166320000005757708 CKCD 4812 XXXXXXXXXXXXX2210 XXXX XXXX XXXX 2210	-44.91
11/16/16	CHECKCARD 1114 CELLULAR CALL CENTER 928-537-0690 AZ 24692166320000005757724 CKCD 4812 XXXXXXXXXXXXX2210 XXXX XXXX XXXX 2210	-44.91
11/16/16	CHECKCARD 1114 CELLULAR CALL CENTER 928-537-0690 AZ 24692166320000005758284 CKCD 4812 XXXXXXXXXXXXX2210 XXXX XXXX XXXX 2210	-44.91
11/16/16	BASHAS' #035 11/16 #000018850 PURCHASE HWY 264 & NR12 WINDOW ROCK AZ	-158.11
11/18/16	CHECKCARD 1116 TACO BELL 031484 WINDOW ROCK AZ 24431066322286788800445 CKCD 5814 XXXXXXXXXXXXX2210 XXXX XXXX XXXX 2210	-46.91
11/18/16	CHECKCARD 1116 SUBWAY 00213702 GALLUP NM 2416407632255203596773 CKCD 5814 XXXXXXXXXXXXX2210 XXXX XXXX XXXX 2210	-23.38
11/18/16	WAL Wal-Mart S 11/17 #000197702 PURCHASE 0906 WAL-SAMS GALLUP NM	-126.27
11/21/16	CHECKCARD 1117 SUBWAY 00166710 CHAMBERS AZ 24164076323255192626929 CKCD 5814 XXXXXXXXXXXXX2210 XXXX XXXX XXXX 2210	-11.29

continued on the next page

Withdrawals and other debits - continued

Date	Description	Amount
11/21/16	CHECKCARD 1118 CONOCO - GIANT 7203 SANDERS AZ 24015176323002559321945 CKCD 5542 XXXXXXXXXXXX2210 XXXX XXXX XXXX 2210	-25.05
11/21/16	CHECKCARD 1120 CHEVRON 0210667 GANADO AZ 24692166325000272208588 CKCD 5542 XXXXXXXXXXXX2210 XXXX XXXX XXXX 2210	-25.00
11/21/16	CHECKCARD 1120 BURGER KING #14580 GANADO AZ 24186166326200799300239 CKCD 5814 XXXXXXXXXXXX2210 XXXX XXXX XXXX 2210	-42.89
11/28/16	CHECKCARD 1126 AMAZON MKTPLACE PMTS AMZN.COM/BILLWA 24692166331000557763994 CKCD 5942 XXXXXXXXXXXX2210 XXXX XXXX XXXX 2210	-8.49
11/28/16	CHECKCARD 1127 AMAZON MKTPLACE PMTS AMZN.COM/BILLWA 24692166332000138934600 CKCD 5942 XXXXXXXXXXXX2210 XXXX XXXX XXXX 2210	-26.95
11/28/16	CHECKCARD 1126 AMAZON MKTPLACE PMTS AMZN.COM/BILLWA 24692166331000882037908 CKCD 5942 XXXXXXXXXXXX2210 XXXX XXXX XXXX 2210	-9.79
11/30/16	CHECKCARD 1128 SUBWAY 00213702 GALLUP NM 24164076334255189973703 CKCD 5814 XXXXXXXXXXXX2210 XXXX XXXX XXXX 2210	-8.43
11/30/16	BASHAS' #035 11/30 #000767640 PURCHASE HWY 264 & NR12 WINDOW ROCK AZ	-86.30
Subtotal for card account # XXXX XXXX XXXX 2210		-\$1,166.36
Card account # XXXX XXXX XXXX 9522		
11/15/16	CHECKCARD 1114 IR NEXIA INTELLIGENCE L 877-288-7707 TX 24431066320286498801925 CKCD 7399 XXXXXXXXXXXX9522 XXXX XXXX XXXX 9522	-29.97
Subtotal for card account # XXXX XXXX XXXX 9522		-\$29.97
Total withdrawals and other debits		-\$3,333.49

Checks

Date	Check #	Amount	Date	Check #	Amount
11/16/16	1284	-85.00	11/23/16	1285	-216.00
Total checks				-\$301.00	
Total # of checks				2	

Service fees

Date	Transaction description	Amount
11/30/16	Monthly Maintenance Fee	-13.00
Total service fees		-\$13.00

Note your Ending Balance already reflects the subtraction of Service Fees.

Daily ledger balances

Date	Balance (\$)	Date	Balance (\$)	Date	Balance (\$)
11/01	5,761.16	11/08	5,211.72	11/16	4,049.63
11/02	5,719.46	11/09	5,141.72	11/17	3,741.45
11/04	5,433.61	11/14	4,595.38	11/18	3,491.65
11/07	5,398.03	11/15	4,494.08	11/21	3,147.21

continued on the next page

Daily ledger balances - continued

<u>Date</u>	<u>Balance (\$)</u>	<u>Date</u>	<u>Balance(\$)</u>	<u>Date</u>	<u>Balance (\$)</u>
11/22	2,623.32	11/28	2,337.10	11/30	3,116.42
11/23	2,407.32	11/29	3,275.52		

Ganado Fire District Profit & Loss Budget vs. Actual

November 2016

	Nov 16	Budget	\$ Over Budget	% of Budget	Nov 17	Nov 18	Nov 19
Ordinary Income/Expense							
Income							
INVESTMENT INCOME							
Interest Revenue	0.00	0.00	0.00	0.0%	0.00	0.00	0.00
Total INVESTMENT INCOME	0.00	0.00	0.00	0.0%	0.00	0.00	0.00
MISCELLANEOUS							
Miscellaneous	80.00	0.00	80.00	100.0%	80.00	80.00	80.00
Rent	345.00	0.00	345.00	100.0%	345.00	345.00	345.00
Training Classes	978.42	0.00	978.42	100.0%	978.42	978.42	978.42
Total MISCELLANEOUS	1,403.42	0.00	1,403.42	100.0%	1,403.42	1,403.42	1,403.42
TAXES							
FDAT	0.00	0.00	0.00	0.0%	0.00	0.00	0.00
Property Tax Revenue	255,221.09	51,154.75	204,066.34	498.92%	255,221.09	255,221.09	255,221.09
Total TAXES	255,221.09	51,154.75	204,066.34	498.92%	255,221.09	255,221.09	255,221.09
Total Income	256,624.51	51,154.75	205,469.76	501.66%	256,624.51	256,624.51	256,624.51
Gross Profit	256,624.51	51,154.75	205,469.76	501.66%	256,624.51	256,624.51	256,624.51
Expense							
ADMINISTRATION							
701 - OFFICE EXPENSES							
6560 - Payroll Expenses	204.17	0.00	204.17	100.0%	204.17	204.17	204.17
701a - Office supplies	1,441.50	0.00	1,441.50	100.0%	1,441.50	1,441.50	1,441.50
701b - Emergency telephone	0.00	0.00	0.00	0.0%	0.00	0.00	0.00
701c - Business telephone	246.01	0.00	246.01	100.0%	246.01	246.01	246.01
701d - Postage	0.00	0.00	0.00	0.0%	0.00	0.00	0.00
701e - Printing and binding	0.00	0.00	0.00	0.0%	0.00	0.00	0.00
701f - Publishing & advertisement	15.90	0.00	15.90	100.0%	15.90	15.90	15.90
701g - Administrative travel, dues	0.00	0.00	0.00	0.0%	0.00	0.00	0.00
701h - Fire prevention	0.00	0.00	0.00	0.0%	0.00	0.00	0.00
701i - Misc. expenses	0.00	0.00	0.00	0.0%	0.00	0.00	0.00
701 - OFFICE EXPENSES - Other	0.00	1,666.67	-1,666.67	0.0%	0.00	0.00	0.00
Total 701 - OFFICE EXPENSES	1,907.58	1,666.67	240.91	114.46%	1,907.58	1,907.58	1,907.58
702 - PROFESSIONAL SERVICES							

Ganado Fire District Profit & Loss Budget vs. Actual

November 2016

	Nov 16	Budget	\$ Over Budget	% of Budget	Nov 17	Nov 18	Nov 19
702a · Fire Board Misc Expense	86.30	0.00	86.30	100.0%	86.30	86.30	86.30
702b · Audit and Accounting	3,500.00	0.00	3,500.00	100.0%	3,500.00	3,500.00	3,500.00
702g · Professional Services - Misc	0.00	0.00	0.00	0.0%	0.00	0.00	0.00
702 · PROFESSIONAL SERVICES - Other	0.00	1,666.67	-1,666.67	0.0%	0.00	0.00	0.00
Total 702 · PROFESSIONAL SERVICES	3,586.30	1,666.67	1,919.63	215.18%	3,586.30	3,586.30	3,586.30
706 · REPAIRS & MAINTENANCE	0.00	0.00	0.00	0.0%	0.00	0.00	0.00
708 · Community Benefits	0.00	0.00	0.00	0.0%	0.00	0.00	0.00
Total ADMINISTRATION	5,493.88	3,333.34	2,160.54	164.82%	5,493.88	5,493.88	5,493.88
OPERATIONS							
INSURANCE PROPERTY	0.00	4,166.67	-4,166.67	0.0%	0.00	0.00	0.00
503 · INSURANCE							
503a · Medical, Life, Health, Etc.	0.00	0.00	0.00	0.0%	0.00	0.00	0.00
503c · Unemployment Compensation	31.91	0.00	31.91	100.0%	31.91	31.91	31.91
503 · INSURANCE - Other	0.00	5,083.33	-5,083.33	0.0%	0.00	0.00	0.00
Total 503 · INSURANCE	31.91	5,083.33	-5,051.42	0.63%	31.91	31.91	31.91
601 · FUEL/OIL/LUBE	1,660.52	3,333.33	-1,672.81	49.82%	1,660.52	1,660.52	1,660.52
602 · REPAIR & MAINTENANCE							
602a · Vehicle Repairs	2,513.63	0.00	2,513.63	100.0%	2,513.63	2,513.63	2,513.63
602b · Equipment Repairs	0.00	0.00	0.00	0.0%	0.00	0.00	0.00
602c · Building Repairs & Maintenance	0.00	0.00	0.00	0.0%	0.00	0.00	0.00
602d · Home repairs	51.37	0.00	51.37	100.0%	51.37	51.37	51.37
602 · REPAIR & MAINTENANCE - Other	0.00	3,333.33	-3,333.33	0.0%	0.00	0.00	0.00
Total 602 · REPAIR & MAINTENANCE	2,565.00	3,333.33	-768.33	76.95%	2,565.00	2,565.00	2,565.00
604 · OTHER OPERATIONAL EXPENSES							
604a · EMS supplies	0.00	0.00	0.00	0.0%	0.00	0.00	0.00
604b · Station supplies	912.64	0.00	912.64	100.0%	912.64	912.64	912.64
604c · Chemicals	0.00	0.00	0.00	0.0%	0.00	0.00	0.00
604d · Turnout clothing	0.00	0.00	0.00	0.0%	0.00	0.00	0.00
604e · Uniform Clothing	0.00	0.00	0.00	0.0%	0.00	0.00	0.00
604f · Oxygen/air cylinder rental	0.00	0.00	0.00	0.0%	0.00	0.00	0.00
604g · Oxygen refill	0.00	0.00	0.00	0.0%	0.00	0.00	0.00
604h · Meals	412.72	0.00	412.72	100.0%	412.72	412.72	412.72

Ganado Fire District Profit & Loss Budget vs. Actual

November 2016

	Nov 16	Budget	\$ Over Budget	% of Budget	Nov 17	Nov 18	Nov 19
604i - Equipment Rental	0.00	0.00	0.00	0.0%	0.00	0.00	0.00
604 - OTHER OPERATIONAL EXPENSES - Other	0.00	2,333.33	-2,333.33	0.0%	0.00	0.00	0.00
Total 604 - OTHER OPERATIONAL EXPENSES	1,325.36	2,333.33	-1,007.97	56.8%	1,325.36	1,325.36	1,325.36
605 - COMMUNICATIONS							
605a - Communications repairs	0.00	0.00	0.00	0.0%	0.00	0.00	0.00
605b - Communications equipment	167.80	0.00	167.80	100.0%	167.80	167.80	167.80
605 - COMMUNICATIONS - Other	0.00	250.00	-250.00	0.0%	0.00	0.00	0.00
Total 605 - COMMUNICATIONS	167.80	250.00	-82.20	67.12%	167.80	167.80	167.80
606 - MISC. OPERATIONAL EXPENSES	0.00	0.00	0.00	0.0%	0.00	0.00	0.00
607 - OPERATIONAL TRAVEL EXPENSES	0.00	0.00	0.00	0.0%	0.00	0.00	0.00
608 - TRAINING EXPENSES							
608a - DVDs, ID Badges, etc.	0.00	0.00	0.00	0.0%	0.00	0.00	0.00
608b - Travel per diem	0.00	0.00	0.00	0.0%	0.00	0.00	0.00
608c - Tuition	70.00	0.00	70.00	100.0%	70.00	70.00	70.00
608d - Misc. training expenses	0.00	0.00	0.00	0.0%	0.00	0.00	0.00
608e - Motels	0.00	0.00	0.00	0.0%	0.00	0.00	0.00
608 - TRAINING EXPENSES - Other	0.00	166.67	-166.67	0.0%	0.00	0.00	0.00
Total 608 - TRAINING EXPENSES	70.00	166.67	-96.67	42.0%	70.00	70.00	70.00
609 - UTILITIES/PHONE	7,325.05	4,166.67	3,158.38	175.8%	7,325.05	7,325.05	7,325.05
OPERATIONS - Other	0.00	0.00	0.00	0.0%	0.00	0.00	0.00
Total OPERATIONS	13,145.64	22,833.33	-9,687.69	57.57%	13,145.64	13,145.64	13,145.64
500 - PERSONNEL							
501 - SALARIES & WAGES							
501a - CAREER PERSONNEL							
501a.1 - Fire Chief	6,000.00	6,000.00	0.00	100.0%	6,000.00	6,000.00	6,000.00
501a.2 - Administrator Personnel							
501a.2a - Administrative Assistant	2,214.00	3,240.00	-1,026.00	68.33%	2,214.00	2,214.00	2,214.00
501a.2b - Office Clerk	910.08	1,159.20	-249.12	78.51%	910.08	910.08	910.08
501a.2 - Administrator Personnel - Other	0.00	0.00	0.00	0.0%	0.00	0.00	0.00
Total 501a.2 - Administrator Personnel	3,124.08	4,399.20	-1,275.12	71.02%	3,124.08	3,124.08	3,124.08
501a.3 - Ganado Personnel							
501a.3a - Lieutenant	3,468.00	3,468.00	0.00	100.0%	3,468.00	3,468.00	3,468.00

Ganado Fire District Profit & Loss Budget vs. Actual

	November 2016						
	Nov 16	Budget	\$ Over Budget	% of Budget	Nov 17	Nov 18	Nov 19
501a.3b · Firefighter/EMT	2,316.00	2,316.00	0.00	100.0%	2,316.00	2,316.00	2,316.00
501a.3c · Part Time Volunteer	3,179.34	1,153.80	2,025.54	275.55%	3,179.34	3,179.34	3,179.34
501a.3 · Ganado Personnel - Other	0.00	0.00	0.00	0.0%	0.00	0.00	0.00
Total 501a.3 · Ganado Personnel	8,963.34	6,937.80	2,025.54	129.2%	8,963.34	8,963.34	8,963.34
501a.4 · Klagetoh Personnel							
501a.4a · Lieutenant	3,324.00	3,324.00	0.00	100.0%	3,324.00	3,324.00	3,324.00
501a.4 · Klagetoh Personnel - Other	0.00	0.00	0.00	0.0%	0.00	0.00	0.00
Total 501a.4 · Klagetoh Personnel	3,324.00	3,324.00	0.00	100.0%	3,324.00	3,324.00	3,324.00
501a.5 · Steamboat Personnel							
501a.5a · Lieutenant	3,276.01	3,276.00	0.01	100.0%	3,276.01	3,276.01	3,276.01
501a.5 · Steamboat Personnel - Other	0.00	0.00	0.00	0.0%	0.00	0.00	0.00
Total 501a.5 · Steamboat Personnel	3,276.01	3,276.00	0.01	100.0%	3,276.01	3,276.01	3,276.01
501a.6 · Dispatch Personnel							
501a.6a · Dispatch Supervisor	3,204.00	3,204.00	0.00	100.0%	3,204.00	3,204.00	3,204.00
501a.6b · Dispatcher #1	0.00	2,486.40	-2,486.40	0.0%	0.00	0.00	0.00
501a.6c · Dispatcher #2	0.00	2,280.00	-2,280.00	0.0%	0.00	0.00	0.00
501a.6d · Dispatcher #3	140.75	2,280.00	-2,139.25	6.17%	140.75	140.75	140.75
501a.6e · Part Time Dispatcher	1,656.82	1,153.80	503.02	143.6%	1,656.82	1,656.82	1,656.82
501a.6 · Dispatch Personnel - Other	7,363.28	0.00	7,363.28	100.0%	7,363.28	7,363.28	7,363.28
Total 501a.6 · Dispatch Personnel	12,364.85	11,404.20	960.65	108.42%	12,364.85	12,364.85	12,364.85
501a.7 · Overtime/Expense	131.63	0.00	131.63	100.0%	131.63	131.63	131.63
Total 501a · CAREER PERSONNEL	37,183.91	35,341.20	1,842.71	105.21%	37,183.91	37,183.91	37,183.91
501b · TRAINING REIMBURSEMENT							
501b.1 · Vol. firefighter training	0.00	0.00	0.00	0.0%	0.00	0.00	0.00
501b.2 · Dispatcher training	0.00	0.00	0.00	0.0%	0.00	0.00	0.00
Total 501b · TRAINING REIMBURSEMENT	0.00	0.00	0.00	0.0%	0.00	0.00	0.00
501c · PART-TIME WAGES							
501c.1 · Part Time Dispatcher's wages	0.00	3,376.39	-3,376.39	0.0%	0.00	0.00	0.00
501c.2 · Part Time Volunteer wages	0.00	2,497.53	-2,497.53	0.0%	0.00	0.00	0.00
501c.3 · Office Clerk wages	0.00	0.00	0.00	0.0%	0.00	0.00	0.00
501c.4 · Overtime compensation	0.00	48.32	-48.32	0.0%	0.00	0.00	0.00
Total 501c · PART-TIME WAGES	0.00	5,922.24	-5,922.24	0.0%	0.00	0.00	0.00

Ganado Fire District Profit & Loss Budget vs. Actual

November 2016

	Nov 16	Budget	\$ Over Budget	% of Budget	Nov 17	Nov 18	Nov 19
Total 501 - SALARIES & WAGES	37,183.91	41,263.44	-4,079.53	90.11%	37,183.91	37,183.91	37,183.91
502 - EMPLOYEE BENEFITS							
502a - FICA	2,946.42	425.00	2,521.42	693.28%	2,946.42	2,946.42	2,946.42
502b - Annual Benefits	1,688.25	3,719.32	-2,031.07	45.39%	1,688.25	1,688.25	1,688.25
Total 502 - EMPLOYEE BENEFITS	4,634.67	4,144.32	490.35	111.83%	4,634.67	4,634.67	4,634.67
504 - 457 DEFERRED COMPENSATION	0.00	0.00	0.00	0.0%	0.00	0.00	0.00
Total 500 - PERSONNEL	41,818.58	45,407.76	-3,589.18	92.1%	41,818.58	41,818.58	41,818.58
603 - RENTALS	0.00	0.00	0.00	0.0%	0.00	0.00	0.00
800 - CAPITAL							
Station Remodel Ganado							
SMALL TOOLS & EQUIPMENT	0.00	0.00	0.00	0.0%	0.00	0.00	0.00
802 - IMPROVEMENTS	0.00	0.00	0.00	0.0%	0.00	0.00	0.00
803 - MOTOR VEHICLES	0.00	0.00	0.00	0.0%	0.00	0.00	0.00
804 - MACHINERY & EQUIPMENT	0.00	0.00	0.00	0.0%	0.00	0.00	0.00
Total Station Remodel Ganado	0.00	0.00	0.00	0.0%	0.00	0.00	0.00
801 - LAND, BUILDING & CONSTRUCTION							
801a - Land, Building, & Construction	0.00	0.00	0.00	0.0%	0.00	0.00	0.00
Total 801 - LAND, BUILDING & CONSTRUCTION	0.00	0.00	0.00	0.0%	0.00	0.00	0.00
Total 800 - CAPITAL	0.00	0.00	0.00	0.0%	0.00	0.00	0.00
810 - RESERVED FUND							
811 - EXCEEDING EXPENSE	0.00	0.00	0.00	0.0%	0.00	0.00	0.00
812 - IMPROVEMENTS	0.00	0.00	0.00	0.0%	0.00	0.00	0.00
810 - RESERVED FUND - Other	0.00	0.00	0.00	0.0%	0.00	0.00	0.00
Total 810 - RESERVED FUND	0.00	0.00	0.00	0.0%	0.00	0.00	0.00
Total Expense	60,458.10	71,574.43	-11,116.33	84.47%	60,458.10	60,458.10	60,458.10
Net Ordinary Income	196,166.41	-20,419.68	216,586.09	-960.67%	196,166.41	196,166.41	196,166.41
Net Income	<u>196,166.41</u>	<u>-20,419.68</u>	<u>216,586.09</u>	<u>-960.67%</u>	<u>196,166.41</u>	<u>196,166.41</u>	<u>196,166.41</u>

GANADO FIRE DISTRICT



NEW BUSINESS

GANADO FIRE DISTRICT



OLD BUSINESS

2017 Winter AFDA Conference

Reservation & Conference Location:

Aquarius Casino Resort

1900 South Casino Drive - Laughlin, Laughlin, NV 89029
(702) 298-5111

Lela Sangster - Reservation # RLHGP
Jeremy Curtis - Reservation # 54TWT
LaVerne Joe - Reservation # 5PMTR
Joey Apache - Reservation # KNW6L
Marcarlo Roanhorse - Reservation # T6TPJ
Lennix Peshlakai - Reservation # 5X4LR

COST BREAK DOWN

ATTENDEE	AFDA REG.	LODGING	MILEAGE	PER DIEM	TOTAL
Lela Sangster	\$185.00	\$182.56	\$412.56	\$162.00**	\$942.12
Jeremy Curtis	\$185.00	\$182.56	\$412.56	\$162.00**	\$942.12
LaVerne Joe	\$185.00	\$182.56	\$412.56	\$162.00**	\$942.12
Joey Apache	\$185.00	\$182.56	\$412.56	\$162.00**	\$942.12
Marcarlo Roanhorse	\$185.00	\$182.56	\$0.00	\$0.00	\$367.56
Lennix Peshlakai	\$185.00	\$0.00	\$0.00	\$0.00	\$185.00
					\$4,321.04

****Meal per diem break down**

01/12/2017 - \$46.00

01/13/2017 - \$35.00

01/14/2017 - \$35.00

01/14/2017 - \$46.00

If you have any questions, contact Marcarlo Roanhorse at (928) 225-7689.

Itinerary

Thursday, January 12, 2017

4:00 p.m. - Check-Ins at **Aquarius Casino Resort**, 1900 South Casino Drive - Laughlin, NV 89029. (702) 298-5111.

Friday, January 13, 2017

7:00 a.m. -4:00 p.m. Registration/Continental Breakfast/Visit with Conference Vendors at Aquarius Casino Resort, 1900 South Casino Drive - Laughlin, NV 89029.

8:00 a.m. - 9:30 a.m. CONCURRENT SESSIONS

9:30 a.m. -10:00 a.m. Refreshment Break / Visit with Conference Vendors

10:00 a.m. -11:30 a.m. CONCURRENT SESSIONS

11:30 a.m. -1:00 p.m. Buffet Lunch /Visit with Conference Vendors

12:45 p.m. -2:15 p.m. CONCURRENT SESSIONS

2:15 p.m. -2:45 p.m. Refreshment Break / Visit with Conference Vendors

2:45 p.m. -4:15 p.m. CONCURRENT SESSIONS

Saturday, January 14, 2017: TENTATIVE

7:00 a.m. -1:00 p.m. Registration/Continental Breakfast/Visit with Conference Vendors

8:00 a.m. - 9:30 a.m. CONCURRENT SESSIONS

9:30 a.m. -10:00 a.m. Refreshment Break / Visit with Conference Vendors

10:00 a.m. -11:30 a.m. CONCURRENT SESSIONS

11:30 a.m. -1:00 p.m. Buffet Lunch /Visit with Conference Vendors

12:45 p.m. -2:15 p.m. KEY NOTE SPEAKER (tentative)

3:30 p.m. Conference Close

Sunday, January 15, 2017

11:00 a.m. - Check-Out at **Aquarius Casino Resort**, 1900 South Casino Drive - Laughlin, NV 89029. (702) 298-5111.

If you have any questions, contact Marcarlo Roanhorse at (928) 225-7689.



ARIZONA FIRE DISTRICT ASSOCIATION

2017 WINTER CONFERENCE

JANUARY 12-14, 2016

AQUARIUS CASINO RESORT

1900 S. CASINO DR., LAUGHLIN, NV

REGISTRATION BROCHURE

TITLE SPONSOR



GOLD SPONSOR



SILVER SPONSOR



BRONZE SPONSOR



GOLF & BOWLING SIGNATURE SPONSOR



The conference schedule will run on Nevada time.

www.azfiredistricts.org

GENERAL CONFERENCE INFORMATION

- One registration form per person - Please reproduce registration form as needed
- Final class schedule will be provided when you check-in at the conference
- Pre-Registration Deadline: January 6, 2017
- Conference runs on Nevada time

Cancellation Policy: \$25 cancellation fee for written cancellation received before January 6, 2017. Refunds will not be given after January 6, 2017 unless attendee can prove operational or hardship reason.

STATUTORY TRAINING CLASSES

Newly elected fire board members (includes incumbents' reelected) and newly appointed fire district chiefs are required to complete six (6) hours of statutorily mandated training within one (1) year of election or appointment. Attending each of the following four class offerings fulfill the law's requirements:

1. Governance: Board Roles & Responsibilities (1.5 hours)
2. Ethics & Fiduciary Responsibilities (1.5 hours)
3. Open Meeting Law (1.5 hours)
4. Financial Oversight & Management (1.5 hours)

SCHOLARSHIP PROGRAM

Fire Districts with an annual budget of less than \$100,000 may have their conference registration fee waived for one (1) attendee (Please note: one scholarship per district). A limited number of scholarships are available and will be granted by the AFDA Board based upon financial need. To apply: please submit a written request on Fire District letterhead signed by the Board Chair.

Requests should be sent by December 31, 2016 to:
AFDA Office
PO Box 6778, Chandler, AZ 85246
admin@azfiredistricts.org

QUESTIONS?

Contact Kelly Vaughn,
AFDA Administrator
Local: 480-496-4331
admin@azfiredistricts.org

AFDA PROGRAM SCHEDULE AT A GLANCE

Please note the schedule change: The Conference is scheduled to begin earlier on Thursday and end mid-afternoon Saturday.

Conference runs on Nevada time

THURSDAY, JANUARY 12, 2017

8:00 a.m. - 2:00 p.m.	AFDA Golf Tournament
12:00 p.m. - 5:00 p.m.	AFDA Registration/Attendee Check-in
2:00 p.m. - 2:15 p.m.	Conference Opening
2:15 p.m. - 3:15 p.m.	General Membership Meeting - All members are welcome and encouraged to attend
3:30 p.m. - 4:30 p.m.	Keynote -Jeff Whitney, Arizona State Forester Arizona Dept. of Forestry and Fire Management
4:45 p.m.	Hospitality Hour with AFDA Expo vendors

FRIDAY, JANUARY 13, 2017

7:00 a.m. - 12:00 p.m.	Registration/Continental Breakfast
7:00 a.m. - 5:30 p.m.	AFDA Vendor Expo Open / Visit AFDA Vendor Expo
8:00 a.m. - 9:30 a.m.	Concurrent Sessions 1. Statutory Training: Open Meeting Laws 2. Statutory Training: Financial Management 3. National Fire Incident Reporting System 4. Career District Section Roundtable
9:30 a.m. - 10:00 a.m.	Refreshment Break / Visit Expo
10:00 a.m. - 11:30 a.m.	Concurrent Sessions 1. Statutory Training: Ethics/Fiduciary Responsibilities 2. Fair Labor Standards Act (FLSA) 3. Treat and Refer EMS 4. Wildland Fire Billing
11:30 a.m. - 12:45 p.m.	Buffet Lunch / Visit Expo
12:45 p.m. - 2:15 p.m.	Concurrent Sessions 1. Statutory Training: Open Meeting Laws 2. Statutory Training: Financial Management 3. Worker's Compensation Risk Pool 4. Drug Awareness
2:15 p.m. - 2:45 p.m.	Refreshment Break / Visit Expo
2:45 p.m. - 4:15 p.m.	Concurrent Sessions 1. Statutory Training: Ethics/Fiduciary Responsibilities 2. Women in the Fire Service 3. Firefighter Cancer Network 4. Preparing for GO Bond & Override Elections
4:30 p.m. - 5:30 p.m.	Hospitality Hour with AFDA Expo Vendors
7:00pm - 9:00 p.m.	AFDA Bowling Tournament

SATURDAY, JANUARY 14, 2017

7:00 a.m. - 8:00 a.m.	Registration/Continental Breakfast
7:00 a.m. - 2:30 p.m.	AFDA Vendor Expo Open / Visit AFDA Vendor Expo
8:00 a.m. - 9:30 a.m.	Concurrent Sessions 1. Statutory Training: Governance 2. EMS Section Roundtable 3. Administrative Section Roundtable 4. Soft Skills in a Hard World 2.0
9:30 a.m. - 10:00 a.m.	Refreshment Break / Visit Expo
10:00 a.m. - 11:30 a.m.	Concurrent Sessions 1. Performance Based Leadership 2. Monthly District Financial Reporting 3. Combination/Volunteer Section Roundtable 4. Public Records Management Requirements
11:30 a.m. - 12:45 p.m.	Buffet Lunch / Visit Expo
12:45 p.m. - 2:15 p.m.	Keynote - Brian Crandell / Closing General Session



AQUARIUS CASINO RESORT 1900 S. CASINO DR., LAUGHLIN, NV

HOTEL ROOM BLOCK INFORMATION

SINGLE/DOUBLE, SUN – THURS RATES: \$33.00 PER NIGHT

SINGLE/DOUBLE, FRI – SAT RATES: \$65.00 PER NIGHT

**GROUP RATES ARE AVAILABLE TWO DAYS PRIOR TO START OF THE CONFERENCE
AND TWO DAYS AFTER.**

FOR RESERVATIONS CALL: 1-800-662-5825

REFERENCE GROUP CODE: C-AZF17

CONFERENCE ROOM RESERVATION DEADLINE: DECEMBER 28, 2016

After which all rooms under the room block will be released and you may have to pay a higher room rate.

Room block usually fills early – make your reservation today!



AFDA 2017 Winter Conference Attendee Registration Form

Please print or type information: Submit a separate registration form for each registrant. You can also register through the website Events Calendar. AFDA Pre-Registration Deadline: Forms postmarked by January 6, 2017 will be pre-registered. We will accept a limited number of on-site registrations. Returned checks will be assessed a \$25 processing fee. Cancellation Policy: \$25 cancellation fee for written notice given by January 6, 2017. Refunds will not be given after January 6, 2017 unless attendee can prove operational or hardship reason.

Please **PRINT or TYPE ALL REQUIRED** information below.

Because of the new statutory requirements each attendee will have an account created to track classes taken.

Name: _____ District: _____

Phone: _____ Email: _____

Select Appropriate: Board Member Fire Chief Administration Operations

NOTE: THE CONFERENCE SCHEDULE RUNS ON NEVADA TIME

CLASS SIGN-UP AREA For each session time, please rank your class choices 1-3.

FRIDAY, JANUARY 13TH

8:00-9:30 am

- Open Meeting Law (statutory compliance #1) _____
- Financial Management (statutory compliance #2) _____
- National Fire Incident Reporting System (NFIRS)..... _____
- Career District Section Roundtable. _____

10:00-11:30 am

- Ethics/Fiduciary Responsibilities (statutory compliance #3) _____
- Fair Labor Standards Act (FLSA) _____
- Treat and Refer EMS _____
- Wildland Fire Billing. _____

12:45 – 2:15 pm

- Open Meeting Law (statutory compliance #1) _____
- Financial Management (statutory compliance #2) _____
- Worker's Compensation Risk Pool _____
- Drug Awareness _____

2:45-4:15

- Ethics/Fiduciary Responsibilities (statutory compliance #3) _____
- Women in the Fire Service _____
- Firefighter Cancer Network _____
- Preparing for GO Bond & Override Elections _____

SATURDAY, JANUARY 14TH

8:00-9:30 am

- Governing Board; Roles & Responsibilities (statutory com #4)_____
- EMS Section Roundtable _____
- Administrative Section Roundtable _____
- Soft Skills in a Hard World 2.0 _____

10:00-11:30 am

- Performance Based Leadership _____
- Monthly District Financial Reporting _____
- Combination / Volunteer Section Roundtable _____
- Public Records Management Requirements _____

Please note the schedule change: The Conference is scheduled to begin earlier on Thursday and end mid-afternoon Saturday with a Keynote speaker.

FULL CONFERENCE REGISTRATION - \$185

Includes class registration and all food & beverage functions Thursday-Saturday. \$ _____

ONE DAY REGISTRATION - \$125 PER DAY

Includes class registration and food & beverage functions for the selected day only. \$ _____

Please check which day you are attending: FRIDAY ONLY SATURDAY ONLY

Bringing family members? You can purchase extra lunch tickets.

EXTRA BUFFET LUNCH TICKET – FRIDAY

EXTRA BUFFET LUNCH TICKET – SATURDAY _____ X \$30 \$ _____

GOLF TOURNAMENT - \$90 Thursday, January 12 @ 8:00 am

Have a guest who would just like to golf? Great, sign them up! _____ X \$30 \$ _____

Name: _____ _____ X \$90 \$ _____

BOWLING TOURNAMENT - \$50 Friday, January 13 @ 7:00 pm

Name: _____ _____ X \$50 \$ _____

2 WAYS TO REGISTER:

Check: Mail Registration Form to AFDA., PO Box 6778, Chandler, AZ 85246

Online: Register through the Events Calendar on the website

Visa/MC/Amex # _____ Exp: _____ Name on Card: _____

TOTAL DUE: \$ _____ CHECK # _____

For office use only: Check total \$ _____ # Registrants _____

CALL TO THE PUBLIC



DATE AND TIME OF NEXT MEETING



January 2017

January 2017							February 2017						
Su	Mo	Tu	We	Th	Fr	Sa	Su	Mo	Tu	We	Th	Fr	Sa
1	2	3	4	5	6	7	5	6	7	1	2	3	4
8	9	10	11	12	13	14	12	13	14	15	16	17	18
15	16	17	18	19	20	21	19	20	21	22	23	24	25
22	23	24	25	26	27	28	26	27	28				
29	30	31											

SUNDAY	MONDAY	TUESDAY	WEDNESDAY	THURSDAY	FRIDAY	SATURDAY
Jan 1, 17	2 GFD HOLIDAY (New Years Day) (Ganado Fire District) 9:00am AHSI CPR/1st Aid Training (Ganado Fire Station 1)	3	4	5	6	7
8	9 9:00am Fire Safety/Extinguisher Training (Ganado Fire Station 1)	10	11	12 2017 AFDA Winter Conference [January 12-14,2016] (Aquarius Casino Resort, Laughlin)	13	14
15	16 GFD HOLIDAY (MLK Jr) (Ganado Fire District)	17	18 6:00pm Regular Fire Board Meeting (Ganado Fire Station 1)	19	20	21
22	23	24	25	26	27	28
29	30	31	Feb 1	2	3	4

February 2017

February 2017							March 2017						
Su	Mo	Tu	We	Th	Fr	Sa	Su	Mo	Tu	We	Th	Fr	Sa
5	6	7	1	2	3	4	5	6	7	1	2	3	4
12	13	14	8	9	10	11	12	13	14	8	9	10	11
19	20	21	22	23	24	25	19	20	21	22	23	24	25
26	27	28					26	27	28	29	30	31	

SUNDAY	MONDAY	TUESDAY	WEDNESDAY	THURSDAY	FRIDAY	SATURDAY
Jan 29	30	31	Feb 1	2 Groundhog Day (United States)	3	4
5	6	7	8	9	10	11
12	13	14 Valentine's Day (United States)	15 6:00pm Regular Fire Board Meeting (Ganado Fire Station 1)	16	17	18
19	20 GFD HOLIDAY (Presidents Day) (Ganado Fire District) Presidents' Day (United States)	21	22	23	24	25
26	27	28	Mar 1	2	3	4

BENEDICTION



ADJOURNMENT

