



COMBINATION SINK FAUCET

DURST • Standard Pattern • Brass Chrome Plated • 8" CC • Imported

A1	Female Flange	6" Cast Brass Spout
A3	Female Flange	8" Cast Brass Spout
A4	Female Flange	10" Tubular Spout
A4B	Female Flange	12" Tubular Spout

Individually Boxed / 12 per carton



HEAVY DUTY COMBINATION SINK FAUCET

DURST • Brass Chrome Plated • 8" CC • Compare to T&S Brass • Imported

A5	Female Flange	8" Tubular Spout
A5B	Female Flange	10" Tubular Spout
A6	Female Flange	12" Tubular Spout

Individually Boxed / 12 per carton



COMBINATION SINK FAUCET

Standard Pattern • Brass Chrome Plated • Domestic

A19	Female Flange	8" Cast Brass Spout
A28	Male Flange	12" Tubular Spout

* Style may vary according to manufacturer

Individually Boxed / 12 per carton



SINGLE LEVER DECK FAUCET • LESS SPRAY

DELTA

A11	For 3-Hole Sinks	Series 100
------------	------------------	------------

Individually Boxed / 12 per carton



SINGLE LEVER DECK FAUCET • WITH SPRAY

DELTA

A12	For 3-Hole Sinks	Series 300
------------	------------------	------------

Individually Boxed / 12 per carton



SINGLE LEVER DECK FAUCET • WITH SPRAY

DELTA

A13	For 4-Hole Sinks	Series 400
------------	------------------	------------

Individually Boxed / 12 per carton



SINGLE LEVER DECK FAUCET • WITH SPRAY

DURST • Imported • Chrome Plated • Smooth copper connection with 1/2" MIPS ends

A38	Fits sinks with 6" or 8" center
------------	---------------------------------

Individually Boxed / 12 per carton



SINGLE LEVER DECK FAUCET • LESS SPRAY

DURST • Imported • Chrome Plated • Smooth copper connection with 1/2" MIPS ends

A39	Fits sinks with 6" or 8" center
------------	---------------------------------

Individually Boxed / 12 per carton




8" PULL-OUT FAUCET

DURST • Imported • Chrome Plated • Ceramic Disc Cartridge

A40

Spray or stream pull-out spray

Individually Boxed / 12 per carton




8" CENTER WASHERLESS DECK FAUCET WITH SPRAY AND ACRYLIC HANDLES

DURST • Imported • Chrome Plated • Brass "D" Spout • Brass Waterways • Washerless Cartridges

A42

Individually Boxed / 12 per carton




8" CENTER WASHERLESS DECK FAUCET LESS SPRAY AND ACRYLIC HANDLES

DURST • Imported • Chrome Plated • Brass "D" Spout • Brass Waterways • Washerless Cartridges

A45

Individually Boxed / 12 per carton



6" CENTER DECK FAUCET • WITH SPRAY

Domestic • Chrome Plated • Tubular Spout • Brass Waterways
*Style may vary according to manufacturer

A49

Individually Boxed / 12 per carton



6" CENTER DECK FAUCET • WITH SPRAY

DURST • Imported • Chrome Plated • Tubular Spout • Brass Waterways

A49F

Individually Boxed / 12 per carton



6" CENTER DECK FAUCET • LESS SPRAY

Domestic • Chrome Plated • Tubular Spout • Brass Waterways

A64

Individually Boxed / 10 per carton




6" CENTER DECK FAUCET • LESS SPRAY

DURST • Imported • Chrome Plated • Cast Brass Spout • Brass Waterways

A64F

Individually Boxed / 6 per carton



8" CENTER NON-METALLIC DECK FAUCET LESS SPRAY WITH ACRYLIC HANDLES

DURST • Imported • Chrome Plated • Washerless Cartridges

A55

Individually Boxed / 12 per carton



8" CENTER DECK FAUCET • LESS SPRAY WITH HIGH RISE SPOUT & ACRYLIC HANDLES

DURST • Imported • Chrome Plated • Washerless Cartridges • Brass Waterways

A53HR

Individually Boxed / 12 per carton



8" CENTER DECK FAUCET • WITH SPRAY WITH HIGH RISE SPOUT & ACRYLIC HANDLES

DURST • Imported • Chrome Plated • Washerless Cartridges • Brass Waterways

A54HR

Individually Boxed / 12 per carton



4" CENTER DECK FAUCET • WITH 12" SPOUT

DURST • Imported • Brass Waterways

A66

Individually Boxed / 12 per carton



8" CENTER DECK FAUCET • WITH SPRAY

GERBER 42-216 • Chrome Plated • Solid Cast Body • Cast Brass Spout • Brass Waterways

A79G

Individually Boxed / 12 per carton



8" CENTER DECK FAUCET • LESS SPRAY

GERBER 42-116 • Chrome Plated • Solid Cast Body • Cast Brass Spout • Brass Waterways

A81G

Individually Boxed / 12 per carton



8" CENTER DECK FAUCET • LESS SPRAY

GERBER 42-416 • Brass Chrome Plated - Shell Body • Cast Brass Spout • Brass Waterways

A82G

Individually Boxed / 12 per carton

**Compare to Gerber*



8" CENTER DECK FAUCET • LESS SPRAY

DURST • Imported • Brass Chrome Plated Shell Body • Cast Brass Spout • Brass Waterways

A82GR

Individually Boxed / 12 per carton

**Compare to Gerber*



8" CENTER DECK FAUCET • WITH SPRAY

DURST • Imported • Brass Chrome Plated Shell Body • Cast Brass Spout • Brass Waterways

A82GRW

Individually Boxed / 12 per carton



8" CENTER DECK FAUCET • LESS SPRAY

GERBER 42-406 • Domestic • Chrome Plated • Shell Body • Brass "D" Spout • Brass Waterways

A83G

Individually Boxed / 12 per carton



8" SINGLE HANDLE DECK FAUCET • LESS SPRAY

GERBER MAXWELL 40-110 • Lever Handle • Ceramic Disc Cartridge • All Brass Waterways

A84G

Individually Boxed / 6 per carton



8" SINGLE HANDLE DECK FAUCET • WITH SPRAY

GERBER MAXWELL 40-112 • Metal Lever Handle • Ceramic Disc Cartridge • All Brass Waterways

A85G

Individually Boxed / 6 per carton




8" TWO HANDLE DECK FAUCET • LESS SPRAY

GERBER MAXWELL 42-120 • Acrylic Handles • Ceramic Washerless Cartridges

A86G

Individually Boxed / 6 per carton



8" TWO HANDLE DECK FAUCET • WITH SPRAY

GERBER MAXWELL 42-121 • Acrylic Handles • Ceramic Washerless Cartridges

A87G

Individually Boxed / 6 per carton



4" SINGLE HANDLE LAVATORY FAUCET

GERBER MAXWELL 40-145 • Metal Lever Handle • Ceramic Cartridge • Brass Pop-up

A88G

Individually Boxed / 6 per carton



4" TWO HANDLE LAVATORY FAUCET

GERBER MAXWELL 43-132 • Acrylic Handles • Brass Pop-up • Ceramic Washerless Cartridges

A89G

Individually Boxed / 6 per carton



4" TWO HANDLE LAVATORY FAUCET

GERBER MAXWELL 43-145 • Metal Blade Handles • Brass Pop-up • Ceramic Washerless Cartridges

A90G

Individually Boxed / 6 per carton



8" TWO HANDLE DECK FAUCET • LESS SPRAY

GERBER MAXWELL 42-123 • Shell Body •
D Spout • Metal Blade Handles • Ceramic
Washerless Cartridges

A91G

Individually Boxed / 6 per carton



8" TWO HANDLE DECK FAUCET • WITH SPRAY

GERBER MAXWELL 42-125 • Shell Body •
D Spout • Metal Blade Handles •
Ceramic Washerless Cartridges

A92G

Individually Boxed / 6 per carton



8" SINGLE LEVER DECK FAUCET

GERBER ALLERTON 40-150 •
Metal Lever Handle • Ceramic Cartridge

A93G

Individually Boxed / 6 per carton



8" SINGLE LEVER DECK FAUCET • WITH SPRAY

GERBER MAXWELL 40-121 • Chrome Plated •
Brass Spout • Brass Waterways • Ceramic Cartridge

A94G

Individually Boxed / 12 per carton



8" WASHERLESS DECK FAUCET • LESS SPRAY

DELTA DELEX 2100 • Chrome Plated •
"D" Spout • Brass Waterways

A108

Individually Boxed / 12 per carton



8" WASHERLESS DECK FAUCET • WITH SPRAY

DELTA DELEX 2400 • Chrome Plated •
"D" Spout • Brass Waterways

A109

Individually Boxed / 12 per carton



MALE HOSE END BIBB

A114	1/2" Rough Brass	Domestic
A115	3/4" Rough Brass	Domestic
A114B	1/2" Rough Brass	Imported
A115B	3/4" Rough Brass	Imported
A132	1/2" Chrome Plated	Imported

Sold Individually / 12 per carton



MALE PLAIN END ADJUSTABLE FLANGE BIBB

Imported • 1/2" MIPS Chrome Plated

A136

Sold Individually / Packed 12 per box



MALE HOSE END ADJUSTABLE FLANGE BIBB

Imported • ½" MIPS Chrome Plated

A136B

Sold Individually / Packed 12 per box



FEMALE HOSE END BIBB

Imported • ½" FIPS Chrome Plated

A138

Sold Individually / Packed 12 per box



FEMALE FLANGE PLAIN END BIBB

Imported • ½" FIPS Chrome Plated

A139

Sold Individually / Packed 12 per box



SINGLE BASIN FAUCET

Polished Chrome Plated Brass • Cross Handle • ½" IPS inlet

A162

Imported

Sold Individually / 3 / Box - 36 / Carton

A169CX

Cold Button

(for A162)

A169HX

Hot Button

(for A162)

Bulk Packed

A167BRS

Domestic

Sold Individually



#0 BATH FAUCET

Chrome Plated Brass • Renewable Seats

A168

Domestic

A171

Imported

A4093B

Spout Nozzle

(for A171)

Individually Boxed / 24 per carton



CODE PATTERN BATH FAUCET WITH GOOSENECK SPOUT

Chrome Plated Brass

A177

Domestic

A178

With renewable seats

Imported

A600P

Spout Only

(for A178)

Individually Boxed / 24 per carton



#3 BATH FAUCET WITH TOP MOUNTED HANDLES WITH RENEWABLE SEATS

Chrome Plated Brass

A180

Hooded Handles

Domestic

A181

As Shown

Imported

Individually Boxed / 20 per carton



BATH FAUCET COUPLINGS

A183

½" IPS Rough NP

Imported

A183C

Coupling Nuts Only

(for A183)

Packed 1 Pair / Bag - 10 Pair / Box



SELF CLOSING BASIN FAUCET

Brass Chrome Plated • ½" MIPS inlet • Domestic

A186

Individually Boxed



SELF CLOSING STOP

*Note: May be supplied with lever handle, depending on availability

A205 3/8" IPS Chrome Plated

A207 1/2" IPS Chrome Plated

Individually Boxed / 6 per carton



SELF CLOSING SHOWER VALVE • PULL CHAIN

1/2" IPS Chrome Plated Brass

A222

Individually Boxed



4" LAVATORY CENTERSET FAUCET • LESS POP-UP WITH RENEWABLE SEATS

GERBER 43-411-65 •
Cast Brass Chrome Plated • Chrome Handles

A227

Individually Boxed / 6 per carton



4" LAVATORY CENTERSET FAUCET • WITH POP-UP AND RENEWABLE SEATS

GERBER 43-431 •
Cast Brass Chrome Plated • Chrome Handles

A227H

Individually Boxed / 12 per carton



4" LAVATORY CENTERSET FAUCET WITH RENEWABLE SEATS

DURST • Imported • Cast Brass Chrome Plated •
Chrome Handles • Compare to Gerber

A227HR With Brass Pop-Up

A227HRL Without Brass Pop-Up

Individually Boxed / 12 per carton



4" LAVATORY CENTERSET FAUCET WITH RENEWABLE SEATS

DURST • Imported • Brass Chrome Plated •
Chrome Handles • Compare to Price Pfister

A228 With Brass Pop-Up

A231 Without Brass Pop-Up

Individually Boxed / 12 per carton



4" NON-METALLIC LAVATORY CENTERSET FAUCET WITH ACRYLIC HANDLES

DURST • Plastic Body • Washerless Cartridges

A229 Without Pop-Up

A229WP With Pop-Up

Individually Bagged / 25 per carton




4"-6" SLANT BACK FAUCET • WITH POP-UP AND RENEWABLE SEATS

Domestic • Slant Back • Brass Chrome Plated •
Chrome Handles

A232

Individually Boxed




4 1/2"-6" CENTERSET LEDGEBACK FAUCET

SAVOY • Style may vary according to manufacturer

A233C With Brass Pop-Up

A233D Without Brass Pop-Up

Individually Boxed / 10 per carton




4 1/2"-6" CENTERSET LEDGEBACK FAUCET

DURST • Imported • Brass

A233CR With Brass Pop-Up

A233DR Without Brass Pop-Up

Individually Boxed / 10 per carton



6 1/2"-8" CENTERSET LEDGEBACK FAUCET

DURST • Imported • Brass

A233HR Without Brass Pop-Up

A233KR With Brass Pop-Up

Individually Boxed / 10 per carton



POP-UP (FOR DURST LEDGEBACK FAUCETS)

Imported • Brass

A233P

Individually Boxed / 10 per carton



4" WASHERLESS CENTERSET FAUCET • WITH METAL POP-UP

DELTA DELEX 2522MPU • Acrylic Handles • Brass Waterways

A234W

Individually Boxed / 12 per carton



SINGLE LEVER CENTERSET FAUCET • WITH BRASS POP-UP

DELTA 522MPU • Acrylic Handles • Brass Waterways

A235B

Individually Boxed / 12 per carton



4" SINGLE LEVER CENTERSET FAUCET • WITH BRASS POP-UP

DURST • Ceramic Cartridge • Heavy Cast Body • Imported

A235CC

Individually Boxed / 10 per carton



4" LAVATORY CENTERSET FAUCET

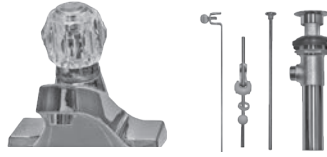
DURST • Imported • Chrome Plated • Washerless • Acrylic Handles • Brass Waterways

A235F Without Pop-Up

A235FP With Plastic Pop-Up

A235JP With CP Brass Pop-Up

Individually Boxed / 12 per carton



4" SINGLE HANDLE LAVATORY CENTERSET FAUCET

DURST • Imported • Chrome Plated • Washerless • Acrylic Handle • Brass Waterways

A235SP With Plastic Pop-Up

A235XP With CP Brass Pop-Up

Individually Boxed / 6 per carton



WIDESPREAD LAVATORY FAUCET • WITH POP-UP

GERBER 43-071-61 • Cast Brass • 8"-12" Adjustment • Flexible Connections • Pop-up Assembly

A236

Individually Boxed / 8 per carton




CAST BRASS LAVATORY FAUCET • WITH POP-UP

DURST • Imported • 8"-12" Adjustment • Flexible Connections • with Pop-Up Assembly

A236F

Individually Boxed / 6 per carton



LAVATORY FAUCET COMPONENTS (FOR A236C)

A236STR Pop-Up Assembly Strap Only

A236CR Rod with Knob Only

A236CL Clip Only

A236L Pop-Up Assembly Lift Rod Kit

A236CN Plastic Nut for Pop-Up Rod

A236CM Metal Nut for Pop-Up Rod

A236CSL Plastic Sleeve to Fit Around Ball on Rod Only

A236V Pop-Up Rod with Ball

Individually Packed



HEAVY DUTY POP-UP

DURST • Imported • Heavy Duty

A236C Chrome Plated Brass

A236CPB Polished Brass

Individually Boxed / 24 per carton



PLASTIC POP-UP WITH FLEXIBLE TAILPIECE

A236FL

Individually Bagged



POP-UP DRAIN

GERBER 43-973 • Chrome Plated Brass

A236G

Individually Boxed / 6 per carton



PLASTIC POP-UP • WITH STAINLESS TOP

A236P Imported

Individually Bagged




PANTRY FAUCET SINGLE SUPPLY LINE

Gooseneck • Tubular Bass
*Note: Style may vary according to manufacturer

A237

Individually Boxed / 12 per carton



LAVATORY POP-UP STOPPERS: HIGH QUALITY PLASTIC WITH CHROME PLATED TOP

A237A	Fits American Standard
A237D	Fits Delta
A237G	Fits Gerber
A237M	Fits Moen
A237PP	Fits Price Pfister and Durst A236C
A237SAY	Fits Sayco
A237STE	Fits Sterling
A237STR	Fits Streamway

Individually Packed



SILL COCK KEY

Long Shank Type • Zinc Alloy

A238 5/16" Square

Individually Boxed / 24 per carton



4-WAY KEY FOR VALVES, FAUCETS, SILL COCKS

Fits 1/4", 5/16", 9/32", 11/32" Square Stems

A238B

1 per Poly 10 per Box / T



PAIR OF TILE SHOWER STOPS

GERBER 47-150 • Domestic • Brass Chrome Trim Straight Pattern • 1/2" IPS

A238D

1 per Poly / Display / 10 per Box / T



SERVICE SINK FAUCETS 8" CENTER WITH PAIL HOOK & HOSE END CONNECTION

Solid Brass Body • Slop Sink Fixture • Rough Chrome

A239

Individually Boxed / 20 per carton



EXPOSED 4" CENTER PANTRY FAUCET

DURST • Imported • Brass Chrome Plated • Cast Body • Gooseneck Spout

A240F

Individually Boxed / 12 per carton



EXPOSED 4" CENTER PANTRY FAUCET

GERBER 49-251 • Brass Chrome Plated • Cast Body • Gooseneck Spout

A240G

Individually Boxed / 12 per carton



4" CENTER PANTRY FAUCET WITH 8" HIGH SPOUT

DURST • Imported • Brass Chrome Plated • Cast Body • Gooseneck Spout

A240FXH

Individually Boxed / 20 per carton



SINGLE HANDLE TUB & SHOWER

Acrylic Handle • Chrome Plated • Imported

A223F

Individually Boxed / 12 per carton



SINGLE LEVER PRESSURE BALANCE TUB & SHOWER

½" IPS Connection / Washerless cartridge •
Anti-scald capability

A223GPB

GERBER 49-730

Domestic

Individually Boxed



SINGLE LEVER PRESSURE BALANCED TUB & SHOWER

Chrome

A224GPB

GERBER MAXWELL 49-023

Individually Boxed



8" CENTER THREE VALVE TUB & SHOWER CONNECTIONS

A241G

GERBER 48-031-83

Sweat Connection • Individually Boxed / 8 per carton

A241GT

GERBER 48-030-83

IPS Connection • Individually Boxed / 8 per carton

A241GTR

Compare to Gerber

Imported

IPS Connection • Individually Boxed / 12 per carton

A241R

Compare to Price Pfister

Imported

IPS Connection • Individually Boxed / 12 per carton

A241-11

11" Center Shower

Imported

IPS Connection • Individually Boxed



SINGLE LEVER PRESSURE BALANCED TUB & SHOWER

A244PRB-NS

Cycling Shower Valve

Imported

Individually Boxed / 8 per carton



SHOWER STALL FIXTURES 3 3/8" CENTERS • WITH HEAD, ARM & ESCUTCHEON

Chrome Plated Trim

A242


Domestic

A242E

Imported

Individually Boxed

SHOWER VALVES, TUB SPOUTS



**SHOWER STALL FIXTURES 3 3/8" CENTERS •
LESS HEAD AND ARM**

Chrome Plated Trim

A242B Domestic

A242F Imported

Individually Boxed



2 VALVE STALL FIXTURES 3 3/8" CENTERS

Chrome Plated • Brass Waterways

A242G GERBER 47-920 Imported

Individually Boxed



BRASS TWIN ELBOW FOR DIVERTER SPOUT

A243F

Bulk Packed



DIVERTER SPOUT • WITH BRASS BACK PLATE

Chrome Plated Brass • Cast Brass • 3/4" x 1/2" Brass Face Bushing

A243E

Individually Boxed



DIVERTER SPOUTS

(THREAD IN NOSE)

A243D With 1/2" IPS Female • Zinc Chrome Plated

Individually Boxed

A243V Zinc Chrome Plated • Fits 1/2" Copper Tubing • Set Screw Connection Tube Length 1 1/2" min. to 2 7/8" maximum from finished wall

Individually Boxed



DIVERTER SPOUT • WITH PLASTIC BACK

Zinc Chrome Plated • 3/4" x 1/2" Face Bushing

A243GR

Individually Boxed



**8 1/2" LONG DIVERTER SPOUT •
WITH BRASS BACK PLATE**

Chrome Plated Brass • Cast Brass • 3/4" x 1/2" Brass Face Bushing

A243EXL

Individually Boxed



DIVERTER SPOUT • WITH 3/4" x 1/2" FACE BUSHING

Chrome Plated Brass • Cast Brass • 1/2" Male Adapter for All Shower Hoses

A243JB



DIVERTER SPOUT • WITH 3/4" x 1/2" FACE BUSHING

Zinc Chrome Plated •

3/8" Female IPS Swivel Nut (on top) for Shower Risers

A243HR

Individually Boxed



DIVERTER SPOUT

Chrome Plated Brass • Cast Brass • 1/2" Side Connection for All Shower Hoses • 3/4" x 1/2" Face Bushing

A243L

Individually Boxed



CHROME PLATED OVER RIM SPOUT

Zinc Chrome Plated • ½" IPS Thread • Thread in Nose

A243P

Individually Boxed



CHROME PLATED OVER RIM SPOUT

8½" Long • Chrome Plated Brass • Cast Brass

A243PXL

Individually Boxed



**CHROME PLATED OVER RIM SPOUT •
FOR ½" COPPER TUBING**

Set screw connection 1½" minimum to 2⅞"
maximum from finished wall

A243T

Individually Boxed



DIVERTER SPOUT WITH PLASTIC BACK

Zinc Chrome Plated • ¾" x ½" Face Bushing •
½" IPS Brass Top Fitting

A4232

Individually Boxed



8" CENTER TWO VALVE TUB & SHOWER FIXTURE

Union Fits ½" IPS or ½" Copper • Compare to Price Pfister

A243R

Durst

Imported

Individually Boxed / 6 per carton



8" CENTER TWO VALVE SHOWER

Brass Waterways • Chrome Plated

A244G

GERBER 48-221-83

½" Copper Union

A244GT

GERBER 48-220-83

½" IPS Connections



8" CENTER TWO VALVE TUB FILLER

DURST • Imported • Compare to Price Pfister

A244R

Individually Boxed



8" TWO VALVE SHOWER

DURST • Imported • Compare to Price Pfister

A244RS

Individually Boxed

SHOWER VALVES, TUB DRAINS



A245-10

A245-20



A245-30

A245-50

SHOWER FIXTURE REMODELING COVERS

Made of mirrored acrylic

A245-10 Single Control or Transition

A245-20 Two Handle

A245-30 Three Handle

A245-50 Tub Spout or "Fit-All"

Individually Bagged



6" CENTER TWO VALVE TUB & SHOWER FIXTURES

Domestic

A244B Tub Filler

A245C Tub & Shower Fixture • IPS Connection

A245F Two Valve Shower

A245G Two Valve Body Only

Individually Boxed



6" CENTERS FOUR VALVE TUB & SHOWER FIXTURE

Chrome Plated • Brass Waterways

A246 GERBER 46-430-85

Individually Boxed / 6 per carton



TRIP LEVER BATH WASTE

1½" Tube Size Adjusts 14"-16" • 20 Gauge

A247G GERBER 41-818

Individually Boxed / 10 per carton



TRIP LEVER BATH WASTE

Brass • Chrome Trim • 1½" Tube Size Adjusts 14"-16" • Imported

A249

Individually Boxed / 10 per carton



TRIP LEVER BATH WASTE

Plastic • Chrome Trim • 1½" Tube Size Adjusts 14"-16"


A249P

Individually Boxed / 10 per carton



TRIP LEVER BATH WASTE

A247GR	Gerber Style	Imported
Individually Boxed / 10 per carton		



GRID SHOE STRAINER • WITH SCREW

Fits Gerber and most other manufacturers

A249J	Grid Shoe Strainer with screw
A249JS	Screw only for A249J Strainer
Individually Boxed / 10 per carton	



BATH TUB WASTE & OVERFLOW WITH CHAIN & STOPPER

Brass

A254	1 3/8" All Chrome
A255	1 1/2" All Chrome
Individually Packed	



ROUND TRIP LEVER FACE PLATE

A248	Less Screws
A248WS	With Screws
Individually Bagged with Header / T	



BATH DRAIN STOPPER CARTRIDGE

Brass stem • Tip toe style

A249C	5/16" (For A249G)
A249D	3/8"
Individually Boxed / T	




TOE-CONTROL BATH WASTE

Chrome Trim • 1 1/2" Tube Size

A249B	Brass
A250	White plastic chrome plated trim
Individually Boxed	

Notes

TUB DRAINS ACCESSORIES, SILL COCK DRAINS



TOP STRAINERS AND COMPONENTS

Chrome Plated

A248DS Screws (approx. 1/4" x 1 1/4")
(for top strainer and face plate)


A249E Old Style One Hole Overflow Top Strainer

A249H Round Two Hole Top Strainer

A249K Round One Hole Top Strainer

A249F Bolt with Ring (for Top Strainer)

T




UNIVERSAL TUB TRIP LEVER KIT

Trip Lever Face Plate with Internal Lift Assembly •
Interior Brass • Fits Most Popular Models

A253 Trip Lever - Linkage + Stopper

A250G Linkage + Stopper

Individually Poly Bagged



BARREL & TEE FOR STANDING WASTE

Fits Durst Standing Waste

A254BAR Barrel Only

A254SBN Nipple

A254SBT Female Tee

A255SBT Male Tee

Individually Boxed / 12 per carton



BATH SHOE STRAINER FOR WASTE & OVERFLOW

Brass Chrome Plated

A249G Bath Shoe Strainer (for A254S, A255S)
1 1/2" IPS, Chrome, 5/16" Thread in Bottom

A249G-1 Bath Shoe Strainer, Standard thread 1 1/2" IPS
Rough Brass, 10/24" Thread in Bottom

A249G-KIT Strainer with grid + screw
(A249G with A249J)

A5888 Rubber washer (for A249G, A249S)

Individually Packed



FLIP-IT TUB STOPPER

Chrome Plated • New Improved Design
Fits 1 3/8" to 1 3/4" Tub Drains

A252

T



MALE / FEMALE COMBO STANDING WASTE

A256SB

A254C Shoe only for Standing Waste

Packed 6 per carton



A249GTT

TIP-TOE CONTROL DRAIN STRAINER KIT

A249G Strainer • A249C Tip Toe Installed • Faceplate

A249GTT

Poly Bagged with Header



LOCK SHIELD SILLCOCK

1/2" IPS

A266

Individually Boxed / 12 per carton



A268FBV

A269FBV

SILLCOCK BALL VALVE

A268FBV 1/2" IPS

A269FBV 1/2" CC Sweat

Individually Boxed / 12 per carton



FROST PROOF ANTI-SYPHON SILLCOCK

1/2" Male IPS • PRIER BRASS • Domestic •
Also machined to fit 1/2" nominal copper tubing

A270A 8"

A270B 10"

A270C 12"

Individually Boxed



A255S

A254T / A255T

BATH WASTE & OVERFLOW SHOES & TEES

A254S 1 3/8" Shoe Chrome Plated Trim

A255S 1 1/2" Shoe Chrome Plated Trim

A254T 1 3/8" Tee Rough Brass

A255T 1 1/2" Tee Rough Brass

6 per box



A268

A268F

A269FB

STANDARD SILLCOCK • LESS LOCK SHIELD

Angle Type Rough Brass • Wheel Handle Heavy Pattern

A268 1/2" IPS **PRIER BRASS** Domestic

A268F 1/2" IPS Imported

A269 3/4" IPS **PRIER BRASS** Domestic

A269FB 1/2" Sweat Imported

A269F 3/4" IPS Imported

10 per Box



FROST PROOF SILLCOCK

1/2" Male IPS • Imported •
Also machined to fit 1/2" nominal copper tubing

A279 6"

A279A 8"

A279B 10"

A279C 12"

Individually Boxed

BOILER DRAINS, DRAIN COCKS, FAUCETS



BOILER DRAIN COCK • WITH STUFFING BOX

Rough Brass • PRIER BRASS • Domestic

A272	1/2" IPS	Also machined to fit 1/2" nominal copper tubing
A273	3/4" IPS	

10 per Box



BOILER DRAIN COCK • WITH STUFFING BOX

Imported

A276	1/2" IPS	Also machined to fit 1/2" nominal copper tubing
A277	3/4" IPS	

10 per Box / 50 per carton



BOILER DRAIN COCK • WITH SECURING NUT

Imported

A276LS	1/2" IPS Long Shank	
---------------	---------------------	--

10 per Box



BALL TYPE BOILER DRAIN

Imported

A276BV	1/2" IPS	Also machined to fit 1/2" nominal copper tubing
A277BV	3/4" IPS	

12 per Box



FEMALE BOILER DRAIN COCKS • WITH STUFFING BOX

Rough Brass

A287F	1/2" IPS	Imported
A287K	3/4" IPS	Imported

12 per Box



BOILER DRAIN COCK

Imported

A276C	5/8" OD Compression	
--------------	---------------------	--

12 per Box



LAUNDRY TRAY FAUCET

4" Centers • 6" Spout • Chrome Plated

A285F	Durst	Imported
--------------	-------	----------

Individually Boxed / 12 per carton



LAUNDRY TRAY FAUCET

4" Centers • 6" Spout • Chrome Plated

A285GE	GERBER 49-244	
---------------	---------------	--

Individually Boxed



LAUNDRY TRAY FAUCET

Tubular Spout • Rough Brass • Heavy Cast Body • Clamping Type

A285 GERBER 49-530

Unions are combinations threaded and sweat connection. $\frac{3}{4}$ " hose thread outlet, replaceable seats, and stems.

Individually Boxed



LAUNDRY TRAY FAUCET

Tubular Spout • Rough Brass • Heavy Cast Body • Clamping Type

A285X Durst Imported

Unions are combinations threaded and sweat connection. $\frac{3}{4}$ " hose thread outlet, replaceable seats, and stems.

Individually Boxed




SELF-CLOSING OIL DRUM FAUCET

Zamac Metal • Not for use with Trichloroethylene

A291F

1 per Bag / 12 per Box



2" IPS MOLASSES GATE VALVE

A306

Individually Boxed



RAYON FILTER

A315

Individually Bagged



FELT FILTER

A317 For Series 1A-25

A319 For Series 2A-700

Individually Bagged



FUEL OIL FILTER $\frac{3}{4}$ " IPS

For Oil Burners, Space Heaters, Water Heaters & Industrial Fluids

A316


Individually Boxed

A315 & A317 Filter Fits: (Durst A316, General 1a-24 & 1a-25A, Sears 805S, Westwood S-254, Federal A-77, Sid Harvey XF-25, AutoFlo F-300)

A319 Filter Fits: (General 2A-700 & 2A-700A, Westwood s-252, Unifier 99, AutoFlo F-400, Sid Harvey XF-1)

FAUCET REPLACEMENT STEMS

Stems Shown are Actual Size Identifying Fixture and Manufacturer




FAUCET STEM AND BONNET

(FOR CENTRAL BRASS)

Fits Kitchen Deck Series 120 thru 149 •
Lavatory Centerset Series 1137 thru 1149

A320-3H	Hot
A320-3C	Cold
Note: Replaces DANCO 1C-6 • K 1-5	

Individually Poly Bagged / Add X for Bulk / T




FAUCET STEM AND BONNET

(FOR DURST)

Fits Old Style A4233 Diverter Faucet

A320-4H	Hot
A320-4C	Cold

Individually Poly Bagged / T



FAUCET STEM AND BONNET

(FOR DURST)

Fits New Style A4233 Diverter

A320-4NSH	Hot
A320-4NSC	Cold

Individually Poly Bagged / T



FAUCET STEM AND BONNET

(FOR SAYCO)

Fits Kitchen Deck 280, 620, 820 •
Lavatory 420-22, 2042-44 • Bath 2350

A320-5H	Hot
A320-5C	Cold

Note: Replaces **DANCO** 1B-1 • **K** 1-11

Individually Poly Bagged / T



FAUCET STEM AND BONNET


(FOR STERLING)

Fits Bath Cock 19-050, 19-060

A320-6H	Hot
A320-6C	Cold

Note: Replaces **DANCO** 12-1 • **K** 1-18

Individually Poly Bagged / T



FAUCET STEM AND BONNET

(FOR SAVOY)

Fits Kitchen Deck Series 1710


A320-7H	Hot
A320-7C	Cold

Note: Replaces **DANCO** 2F-1 • **K** 2-8

Individually Poly Bagged / T

FAUCET REPLACEMENT STEMS


Stems Shown are Actual Size Identifying Fixture and Manufacturer



FAUCET STEM AND BONNET
(FOR AMERICAN STANDARD)
Fits Kitchen Sink Series R4100, 1, 2, 3

A320-9H	Hot
A320-9C	Cold
A320-9B	Bushing for Stem

Individually Poly Bagged / T



FAUCET STEM AND BONNET
(FOR PRICE PFISTER)
Fits Kitchen Sink Series 635-45, 1007 A •
Lavatory 95R • Laundry 3135

A320-10H	Hot
A320-10C	Cold
Note: Replaces DANCO 1 H-1 • K 1-9	

Individually Poly Bagged / T



FAUCET STEM AND BONNET
(FOR PRICE PFISTER)
Fits Marquis, Verve, Contessa Top Mount Deck
Series 35-010 thru 35-420 • Lavatory 43-010 thru 43-124
(FOR DURST)
Fits A231 and A228

A320-11	Hot or Cold
A320-11PW	Plastic Washer for Price Pfister
Note: Replaces DANCO 2H-1 • K 2-14	


Individually Poly Bagged / Add X for Bulk / T



FAUCET STEM AND BONNET
(FOR UNION BRASS/GOPHER)
Fits Kitchen Deck 20-24, 40-41, 50-53A, 60-63A, 80-83 •
Lavatory 70-75, 700-800A, 74-75

A320-12H	Hot
A320-12C	Cold
Note: Replaces DANCO 1E-2 • K 1-2	


Individually Poly Bagged / T



FAUCET STEM AND BONNET
(FOR CENTRAL BRASS)
Fits Kitchen Deck Series 120 thru 149 •
Lavatory 1137 thur 1149

A320-13H	Hot
A320-13C	Cold
Note: Replaces DANCO 1C-7 O/S • K 1-5	

Individually Poly Bagged / Add X for Bulk / T




FAUCET STEM AND BONNET
(FOR GERBER OLD STYLE)
Fits Kitchen Deck 42-250 •
Lavatory 43-431

A320-14H	Hot
A320-14C	Cold
A320-14PW	Plastic Washer for Gerber Deck Stems
Note: Replaces DANCO 1B-2 • K 1-6	

Individually Poly Bagged / Add X for Bulk / T

FAUCET REPLACEMENT STEMS

Stems Shown are Actual Size Identifying Fixture and Manufacturer



FAUCET STEM AND BONNET

(FOR GERBER NEW STYLE)
Fits Kitchen Deck 42 Series •
Lavatory 43 Series


A320-14NSH Hot

A320-14NSC Cold

A320-14PW Plastic Washer for Gerber Deck Stems

Note: Replaces **K 1-6 N/S**

Individually Poly Bagged / Add X for Bulk / T



FAUCET STEM AND BONNET


(FOR GERBER)
Fits Kitchen Deck 260-270

A320-15H Hot

A320-15C Cold

Note: Replaces **DANCO 3B-1 • K 2-4**

Individually Poly Bagged / T



FAUCET STEM AND BONNET


(FOR ELJER)
Fits Kitchen Deck 9059 thru 9067 •
Lusterline Lavatory 9020, 21

A320-16H Hot

A320-16C Cold

Note: Replaces **DANCO 1C2 • K 1-22**

Individually Poly Bagged / T




FAUCET STEM AND BONNET

(FOR DURST)
Fits Deck Faucet A52C

A320-17AH Hot

A320-17AC Cold

Individually Poly Bagged / T



FAUCET STEM AND BONNET


(FOR STREAMWAY)
Fits Concealed Deck 118, 218, 1218

A320-18H Hot

A320-18C Cold

Note: Replaces **DANCO 2J-6 • K 1-15**

Individually Poly Bagged / T



FAUCET STEM AND BONNET

(FOR STREAMWAY)
Fits Kitchen Deck 108, 208, 1208 •
Lavatory 104, 105, 1104


A320-19H Hot

A320-19C Cold

Note: Replaces **DANCO 2J-6 • K 1-15**

Individually Poly Bagged / T

Stems Shown are Actual Size Identifying Fixture and Manufacturer



FAUCET STEM AND BONNET


(FOR PRICE PFISTER)

Fits Series 711-24, 750-54, 758-62, 788-92
Crown Jewel Top Mount Deck

A320-22H	Hot
A320-22C	Cold

Note: Replaces **DANCO** 3H-2 • **K** 2-6

Individually Poly Bagged / T



FAUCET STEM AND BONNET


(FOR STERLING)

Fits All Starflo and Accent Series
Kitchen and Lavatory Faucets

A320-23H	Hot
A320-23C	Cold

Note: Replaces **DANCO** 2L-3

Individually Poly Bagged / Add X for Bulk / T



FAUCET STEM AND BONNET


(FOR STERLING)

Fits Lavatory 20-310, 20-370
Interchangeable with A320-23

A320-24H	Hot
A320-24C	Cold

Note: Replaces **DANCO** 1 L-1 • **K** 1-18

Individually Poly Bagged / T




FAUCET STEM AND BONNET (PLASTIC)

(FOR GERBER)

A320-25PH	Hot
A320-25PC	Cold

Note: Replaces **DANCO** 3B-2

Individually Poly Bagged / T



FAUCET STEM AND BONNET

(FOR STERLING)

Fits Kitchen Deck Series 26-110,
26-150, 28-190, 28-710

A320-26H	Hot
A320-26C	Cold

Note: Replaces **DANCO** 3B-2 • **K** 3-10

Individually Poly Bagged / T



FAUCET STEM AND BONNET

(FOR AMERICAN STANDARD - CADET)

A320-27AH	Hot
A320-27AC	Cold
A5733	Washer Only

Individually Poly Bagged / T

FAUCET REPLACEMENT STEMS

Stems Shown are Actual Size Identifying Fixture and Manufacturer



FAUCET STEM AND BONNET
(FOR AMERICAN STANDARD)
Fits All Aquaseal Units

A320-28H Hot

A320-28C Cold

A320-9B For Bushing

A5730 Washer Only

Note: Replaces **K 2-11**

Individually Poly Bagged / Add X for Bulk / T



FAUCET STEM AND BONNET
(FOR SAVOY)

Removable Cartridge • Fits All Sink and Lavatory since 1974

A320-29H Hot

A320-29C Cold

Individually Poly Bagged / T



FAUCET STEM AND BONNET


(FOR DELEX)
Fits Kitchen Sink Series 2100, 2400 •
Lavatory 2500, 3524, 3504

(FOR DURST)
Washerless Faucets

A320-30 Fits Hot or Cold

Note: Replaces **DANCO 35-1**

Individually Poly Bagged / Add X for Bulk / T



FAUCET DECK STEM

(FOR GERBER)
Fits Kitchen Deck Lavatory • Ceramic

A320-32H Hot

A320-32C Cold

Individually Poly Bagged / T



FAUCET STEM AND BONNET

(FOR CRANE)
Fits All Dial-ease Kitchen, Lavatory, Bath, and Laundry Series

A320-33H Hot

A320-33C Cold

Note: Replaces **DANCO 5A-1 • K 4-7**

Individually Poly Bagged / T



FAUCET STEM

(FOR KOHLER VALVET STEM)
Fits All Constellation and Galaxy Series

A320-34H Hot


A320-34C Cold

Note: Replaces **DANCO 6N-1 • K 5-22**

Individually Poly Bagged

FAUCET REPLACEMENT STEMS

Stems Shown are Actual Size Identifying Fixture and Manufacturer




BARREL

(FOR KOHLER VALVET STEM)
Fits All Constellation and Galaxy Series

A320-35 Fits Hot or Cold

Note: Replaces **DANCO** 5C-4

Individually Poly Bagged / T




FAUCET STEM AND BONNET

(FOR VALLEY)

A320-35A Fits Hot or Cold

Individually Poly Bagged / T



FAUCET STEM AND BONNET


(FOR ELJER)
Fits Kitchen Deck E5930 thru E9533 •
Lavatory E9436, E935

A320-36H Hot

A320-36C Cold

Note: Replaces **DANCO** 5C-4 • **K** 5-23

Individually Poly Bagged / T




FAUCET STEM

(FOR STREAMWAY AQUALINE)

A320-37A Fits Hot and Cold

Note: Replaces **DANCO** 2J-6

Individually Poly Bagged / T



FAUCET STEM


(WITH BONNET, FOR KOHLER)

A320-40H Hot

A320-40C Cold

Note: Replaces **DANCO** 1C-3 • **K** 1-K-1

Individually Poly Bagged / Add X for Bulk / T



FAUCET STEM

(LESS BONNET)
Fits Combination Wall Sink A1 thru A4B

IMPORTED


A320-44H Hot

A320-44C Cold

Individually Poly Bagged / T

FAUCET REPLACEMENT STEMS


Stems Shown are Actual Size Identifying Fixture and Manufacturer



FAUCET STEM
(LESS BONNET, FOR DURST)
Bath Cock A171 & A178

A320-51AH	Hot
A320-51AC	Cold

Individually Poly Bagged / T



FAUCET STEM

Fits Combination Wall Sink A5, A5B & A6

IMPORTED


A320-52H	Hot
A320-52C	Cold

Individually Poly Bagged / T

Notes

TUB AND SHOWER REPLACEMENT STEMS

Stems Shown are Actual Size Identifying Fixture and Manufacturer




SHOWER VALVE STEM & BONNET
(FOR INDIANA BRASS)
All Tub and Shower Units

A320-57

Note: Replaces **DANCO** 7 E-5

Individually Poly Bagged / T




DIVERTER STEM & BONNET
(FOR STERLING)
Old Style 3 Valve • Body No. 105-21, Part No. A-8106

A320-58

Note: Replaces **DANCO** 10 L-3 • K 9-20

Individually Poly Bagged / T



SHOWER VALVE STEM & BONNET
(FOR STERLING)
Old Style 3 Valve • Body No. 105-21,
2 Valve Part. No. 125-21 • Part No. A-8105


A320-59

Note: Replaces **DANCO** 10 L-1 • K 9-19

Individually Poly Bagged / T

TUB AND SHOWER REPLACEMENT STEMS


Stems Shown are Actual Size Identifying Fixture and Manufacturer



SHOWER STEM
(FOR KOHLER)
Fits Trend Series

A320-62

Individually Poly Bagged / T




SHOWER STEM
(FOR SAVOY)

A320-63

Note: Replaces **K 9 • SAV 1**

Individually Poly Bagged / T



SHOWER VALVE STEM & BONNET
(FOR GERBER WITH BONNET)

A320-66

Note: Replaces **DANCO 11B-1 • K 10-8**

Individually Poly Bagged / Add X for Bulk / T

A320-66B Bonnet Shower Nut (FOR GERBER)

Note: Replaces **K 11-8**

6 per Box / T


A320-66PW Plastic Washer for Gerber Shower Stems

A320-66WB Bonnet Shower Washer

Bulk

TUB AND SHOWER REPLACEMENT STEMS


Stems Shown are Actual Size Identifying Fixture and Manufacturer



SHOWER STEM
(GENUINE GERBER WITH BONNET)

A320-66GH	98-673	Hot
A320-66GC	98-674	Cold

Individually Poly Bagged / T



DIVERTER STEM & BONNET
(FOR GERBER)
Series 3 Valve Bodies

A320-68		
Note: Replaces DANCO 118-4		


Individually Poly Bagged / Bulk / T

A320-68G	98-726	Genuine Gerber Diverter
-----------------	--------	--------------------------------

Individually Poly Bagged / T

A320-68PW	Plastic Washer for Gerber Diverter Stems	
------------------	--	--

Bulk




SHOWER VALVE STEM & BONNET
(FOR HARCRAFT)
Shower Valve Series 20-100 thru 20-404,
20-1008 thru 20-404B

A320-69		
Note: Replaces DANCO 9 G-2 • K 9-26		

Individually Poly Bagged / T

TUB AND SHOWER REPLACEMENT STEMS

Stems Shown are Actual Size Identifying Fixture and Manufacturer




SHOWER VALVE STEM & BONNET
(FOR SAYCO)
Bath Series 208, 208D, 308

A320-70

Note: Replaces **DANCO** 9B-3 • **K** 10-SAY-3

Individually Poly Bagged / T




DIVERTER STEM & BONNET
(FOR PRICE PFISTER)
3 Valve Shower Series 01, 03, 05, 07

A320-71

A320-71PW Plastic Washer for Price Pfister Diverter Stems

Note: Replaces **DANCO** 12 H-4 • **K** 11-17

Individually Poly Bagged / T



SHOWER VALVE STEM & BONNET
(FOR PRICE PFISTER)
2-3 Valve Body Series 03, 05, 07

A320-72

A320-72PW Plastic Washer for Price Pfister Shower Stems

Note: Replaces **DANCO** 12 H-2 • **K** 11-16

Individually Poly Bagged / Add X for Bulk / T

TUB AND SHOWER REPLACEMENT STEMS

Stems Shown are Actual Size Identifying Fixture and Manufacturer



SHOWER VALVE STEM & BONNET

(FOR CENTRAL BRASS)


Old Style Series 6268, 6868 •

New Style Shower Bodies 9268, 9868

A320-73

Note: Replaces **DANCO** 11 C-11 • **K** JO-CE-3

Individually Poly Bagged / Add X for Bulk / T




NEW STYLE SHOWER VALVE STEM

(FOR CENTRAL BRASS)

A320-73NS

Note: Replaces **DANCO** 11 L-9 • **K** 10-7

Individually Poly Bagged / T



SHOWER VALVE STEM


(FOR CENTRAL BRASS)

A320-74

Individually Poly Bagged / Add X for bulk/T

TUB AND SHOWER REPLACEMENT STEMS


Stems Shown are Actual Size Identifying Fixture and Manufacturer



DIVERTER STEM
(FOR CENTRAL BRASS)

A320-74D

Individually Poly Bagged / Add X for Bulk / T



DIVERTER STEM & BONNET

(FOR CENTRAL BRASS)


Old Style Series 6268, 6868 •

New Style 3 Valve Shower Bodies 9268, 9868

A320-75

Note: Replaces **DANCO** 12 L-1 • **K-11-CE-2**

Individually Poly Bagged / Add X for Bulk / T



NEW STYLE DIVERTER STEM

(FOR CENTRAL BRASS)


A320-75NS

Note: Replaces **DANCO** 11 J-5 • **K 11-1**

Individually Poly Bagged / T

TUB AND SHOWER REPLACEMENT STEMS

Stems Shown are Actual Size Identifying Fixture and Manufacturer




SHOWER VALVE STEM & BONNET

(FOR SAVOY)
2 Valve Body

A320-76

Note: Replaces **DANCO** 11 F-1 • **K** 10-SAV-1

Individually Poly Bagged / T




DIVERTER STEM & BONNET

(FOR SAVOY)
3 Valve Body

A320-77

Note: Replaces **DANCO** 10 B-3 • **K** 11-2

Individually Poly Bagged / T



SHOWER VALVE STEM & BONNET


(FOR SAYCO)
Series 308, T-308, New Style

A320-78

Note: Replaces **DANCO** 9 B-3 • **K** 9-13

Individually Poly Bagged / Add X for Bulk / T

TUB AND SHOWER REPLACEMENT STEMS




DIVERTER STEM & BONNET
(FOR SAYCO)
New Style

A320-79

Note: Replaces **DANCO** 9 B-5 • **K** 9-SAY-1

Individually Poly Bagged / T




SHOWER STEM - 4 1/2" STEM
(FOR PRICE PFISTER)

A320-81

Note: Replaces **PRICE PFISTER** 8-9

Individually Poly Bagged / T




DIVERTER STEM - 4 1/2" STEM
(FOR PRICE PFISTER)

A320-82

Note: Replaces **PRICE PFISTER** 8-10

Individually Poly Bagged / T


TUB AND SHOWER REPLACEMENT STEMS



CERAMIC SHOWER STEM
(FOR GERBER)
Imported

A320-83


Individually Poly Bagged / T



SHOWER STEM
(FOR SYMMONS)

A320-84

Individually Poly Bagged / T

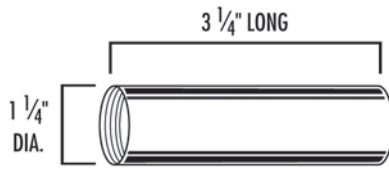


BARREL REPLACEMENT
(FOR AMERICAN STANDARD FAUCET STEMS)

- | | |
|--------------|------|
| A351H | Hot |
| A351C | Cold |

Individually Poly Bagged with Header / T

Notes:



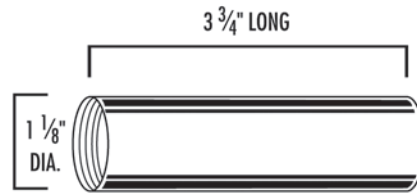
CHROME PLATED ESCUTCHEON SLEEVE

(FOR PRICE PFISTER)

Shower Valve Bodies • Use with A330A Escutcheon

A325

Individually Packed / T



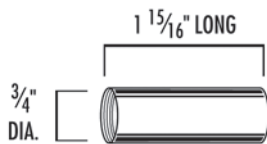
CHROME PLATED ESCUTCHEON SLEEVE

(FOR GERBER)

Shower Valve Bodies • Use with A326 Escutcheon

A329

Individually Packed / T



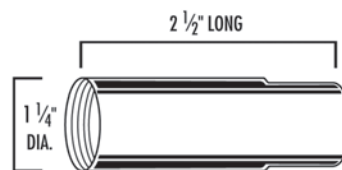
CHROME PLATED ESCUTCHEON SLEEVE

(FOR AMERICAN STANDARD)

Shower Valve Bodies • Use with A325A Escutcheon

A327

Individually Packed / T



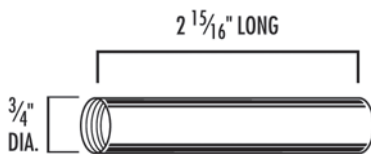
CHROME PLATED ESCUTCHEON SLEEVE

(FOR STERLING)

Shower Valve Bodies • Use with A330A Escutcheon

A330B

Individually Packed / T



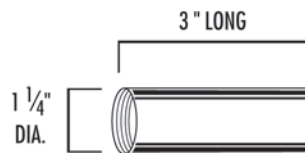
CHROME PLATED ESCUTCHEON SLEEVE

(FOR AMERICAN STANDARD)

Shower Valve Bodies • Use with A325A Escutcheon

A327A

Individually Packed / T



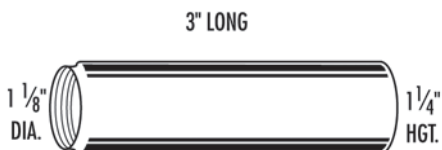
CHROME PLATED ESCUTCHEON SLEEVE

(FOR OLD STYLE CENTRAL)

Brass Bodies

A346W

Individually Boxed / T



CHROME PLATED ESCUTCHEON SLEEVE

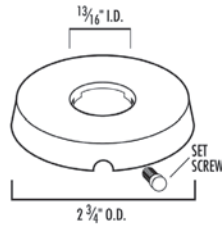
(FOR SAYCO)

Shower Valve Bodies • Use with A330A Escutcheon

A328

Individually Packed / T

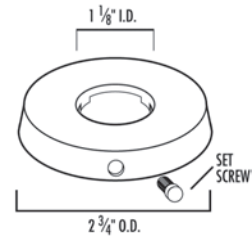
Notes



FLAT ESCUTCHEON
(FOR AMERICAN STANDARD)
Chrome Plated with Set Screw

A325A

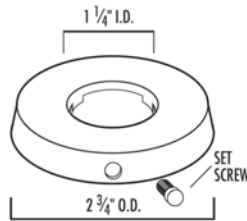
Packed in Pairs / T



FLAT ESCUTCHEON
(FOR BRIGGS, GERBER, KOHLER)
Chrome Plated with Set Screw

A326

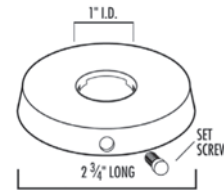
Packed in Pairs / T



CHROME PLATED ESCUTCHEON SLEEVE
(FOR CENTRAL, PRICE PFISTER, SAYCO,
STERLING, AND STREAMWAY)
Chrome Plated with Set Screw

A330A

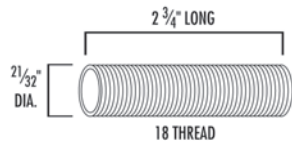
Packed in Pairs / T



FLAT ESCUTCHEON
(FOR ELJER, INDIANA, MILWAUKEE, SPEAKMAN,
STERLING, AND STREAMWAY)
Chrome Plated with Set Screw

A330D

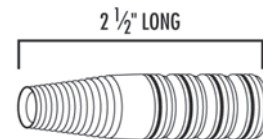
Packed in Pairs / T



PLASTIC ESCUTCHEON NIPPLE
(FOR PRICE PFISTER)
2 1/32" OD x 2 3/4" Long x 18 Thread •
2-3 Shower Valve Bodies

A330G


Packed 3 per Poly Bag / T / Sold by the Bag



BRASS FIT-ALL TAPERED ESCUTCHEON NIPPLE
(FOR PRICE PFISTER, ARROWHEAD)
3/8" IPS
(FOR CRANE, REPCAL, KOHLER)
5/8" x 18
(FOR STERLING, ROYAL SAYCO, GERBER)
5/8" x 24
(FOR AMERICAN STANDARD, CENTRAL)
9/16" x 20

A344A

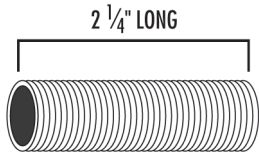
12 per Box / T



PLASTIC FIT-ALL ESCUTCHEON NIPPLE

A344P

Individually Boxed / T



ESCUTCHEON NIPPLE

Brass 2 1/4" Length

A344B	(FOR GERBER, BRIGGS, SAYCO, STERLING, UNION BRASS)	5/8" OD x 24 thread
A344C	(FOR PRICE PFISTER)	2 1/32" OD x 18 thread
A344D	(FOR VARIOUS MANUFACTURERS)	5/8" OD x 20 thread
A344E	(FOR VARIOUS MANUFACTURERS)	5/8" OD x 27 thread
A344F	(FOR AMERICAN STANDARD, INDIANA, ELJER, CENTRAL BRASS, SAVOY, HARCRAFT)	9/16" OD x 20 thread

T

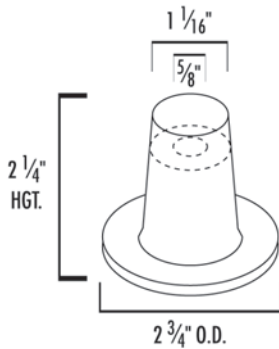


RAISED ESCUTCHEON

(FOR CENTRAL BRASS)
Chrome Plated Tub and Shower Bodies

A346V

Individually Boxed/T



CHROME PLATED ESCUTCHEON

(FOR PRICE PFISTER)
Shower Units

A330F

Individually Poly Bagged / T



ESCUTCHEON

(FOR GERBER SHOWER BODIES)

A346G

Individually Poly Bagged / 12 per Box



FIT-ALL ESCUTCHEON HOLDER

(FOR IMPORTED FAUCETS)

A347D

100 per Box



COUPLINGS

(FOR IMPORTED FAUCETS)
Combination Faucets • 1/2" IPS Female

A365B

1 Pair per Box



COUPLING NUT WASHER

(FOR IMPORTED FAUCETS)
Combination Faucets • 7/8" OD x 1/2" ID x 1/8" Thick

A367B

100 per Box

FAUCET COMPONENTS



DECK FAUCET SPRAY FOR DELTA

(RINSE QUIK SERIES MR422-4C)
Furnished with Head and 4 ft. Braided Hose with
1/8" IPS Male Connector Supplied with
1/4" x 1/8" IPS Swivel Coupling

A379D		Genuine
Individually Bagged		



DECK SPRAY GUIDES (FOR ALL FAUCETS WITH SPRAY)

A380D	Black
A380W	White
A380BW	Bone/Almond
Individually Bagged with Header	



HOSE FOR DECK FAUCET SPRAY

(FOR RINSE QUIK)
Series MR-4, Fits MR422-4 • 4 ft. Braided Hose
with 1/8" IPS Male Connector Supplied with
1/4" x 1/8" IPS Coupling

A382B	Genuine
A382BR	Imported
Individually Boxed	



DECK FAUCET SPRAY

(RINSE QUIK SERIES MR422-4)
Furnished with Head and 4 ft. Braided Hose with
1/8" IPS Male Connector Supplied with
1/4" x 1/8" IPS Swivel Coupling

A379	Black	Genuine
Individually Boxed		
A379R	Black	Imported
Polly Bagged with Header		
A379WR	White	Imported
Polly Bagged with Header		



DECK SPRAY COUPLING


A380B	1/4" x 1/8" IPS Coupling
A380C	Split Wire Ring
25 or 100 per Box	



SPRAY HEAD FOR DECK FAUCET (FOR RINSE QUIK MR-422)

A381	Black	Genuine
A381W	White	Genuine
Individually Boxed		
A381RT	Black	Imported
A381WRT	White	Imported
A381CPRT	Chrome	Imported
Individually Bagged with Header / T		

FAUCET COMPONENTS, CARTRIDGES



UPPER PART AND DIVERTER VALVE

A383-2 Series MR402-1. For American Kitchen, American Standard, Burlington Brass, Milwaukee Faucet, Montgomery-Ward, Sears, Sterling, Tracy, Universal Bundle, and Wolverine Brass. T

A383-5 For Delta T



CARTRIDGE

(for DELTA)
Fits No. RP19804

A602H

Individually Packed / 6 per Box



REPLACEMENT CARTRIDGE

(FOR DURST)
Fits No. A235CC

A383CC

Individually Bagged



SCALD GUARD CARTRIDGE

(FOR DELTA)

A383D

Individually Bagged / T



REPLACEMENT CARTRIDGE

(FOR GERBER)
Fits No. 97-022, 97-014

A383GPB

Individually Bagged



SINGLE LEVER REPLACEMENT CARTRIDGE

(FOR GERBER)
Fits No. 92-298

A383MSL

Individually Bagged



REPLACEMENT CARTRIDGE

(FOR MOEN POSI-TEMP)

A383-POSI

Individually Packaged



A383PRB



A383PRBL



A383PRBNS

CERAMIC CARTRIDGE/BASE

(FOR DURST)
Fits No. A244PRB

A383PRB Cartridge

A383PRBL Base

A383PRBNS Cartridge

Individually Bagged



CARTRIDGE FOR SINGLE LEVER MIXING FAUCETS

(FOR VALLEY)

Kitchen, Lavatory, Tub and Shower Fixtures

A383V

Individually Bagged / T



FACE BUSHINGS

A408	1/4" x 1/8"	Brass
A409	3/8" x 1/4"	Brass
A410	1/2" x 3/8"	Brass
A411	1/2" x 3/8"	Chrome Plated
A412	3/4" x 1/2"	Brass

24 per Box



A419

A419P

A419B

BASIN COCK LOCK NUT 1/2" IPS

A419		Zamac
A419B	Interchangeable with A2713C	Brass
A419P		Plastic

24 per Box



UNIVERSAL BASIN HANGERS

Fits practically any type of basin

A420C

Sold in Pairs



A383X

A383XP

CARTRIDGE FOR SINGLE LEVER MIXING FAUCETS

(FOR MOEN, CRANE, KITCHEN-AID, ALL BELVEDERE SERIES)

A383X Replaces Series 1200 All Brass

A383XP Replaces Series 1225 Non-metallic Barrel

Individually Bagged with Header / T



A417

A417R

A418

BASIN COCK STEEL WASHER

A417 Flat Rosette

A417R Basin Cock Washer

A418 High Rosette

25 per Box



SINK HANGERS

Double Notch • 10" Long C/C • One Piece Pattern

A420B

Individually Packed / Bulk



SINK HANGERS

(GERBER PATTERN)

7" Long • One Piece Pattern

A420E

Individually Packed / Bulk



IRON SINK COLLAR

1 1/2" Slip

A420D

12 per Box



COCK HOLE COVER

Stainless Steel

A426

3 1/2" Diameter

12 per Box

A428

1 3/4" Diameter

12 per Box / T




2" DIAMETER DELUXE STAINLESS STEEL FAUCET HOLE COVER

With Putty Cup and Locking Nut

A429

12 per Box



SNAP IN HOLE COVER

For Faucet Openings in Stainless Steel Sinks •

1 1/2" Hole Size, 1 21/32" OD

A432

12 per Box




FAUCET ACCESSORY KIT

Kit contains (2) basincock nuts, (2) locknuts, (2) flat rubber washers and (2) 3/8" rubber cone washers

A443

Individually Bagged



1/2" IPS BRASS BASIN COCK NUT AND 2" BRASS BASIN COCK TAILPIECE

A438

Cock Nut


A439

Cock Nut Die Cast Zinc

A441

Tailpiece

12 or 100 per Box



SILL COCK AND VALVE WHEEL HANDLE

Die Cast Metal

A435

2" OD with 5/16" Square Opening for Sill Cocks or Valves up to 3/4" IPS

A436

2 3/4" OD with 3/8" Square Opening for Valves

12 per Box



SILL COCK OR VALVE WHEEL HANDLE

Die Cast Metal Tapered Broach Opening

A445

1 15/16" OD Sterling Pattern

A446

2 1/16" OD Prier Brass Pattern

12 per Box



E-Z TACH FIT-ALL CROSS HANDLES

With Wrench • Brass Chrome Plated Cross

A500-3

1 Pair per Bag with Header / T



PAIR OF HANDLES

Fits Durst A5, A5B, A6 Combination Sink Faucets

A500-6

1 Pair per Bag with Header / T



FIT-ALL ACRYLIC HANDLES

Fits Lavatory and Exposed Deck Faucets

A500-7

1 Pair per Bag with Header / T



KNIFE LEVER HANDLES

(FOR DURST & ROYAL BRASS)

Fits A1 through A8 Combination Sink Faucets

A500-8

1 Pair per Bag with Header / T



DURST FIT-ALL HANDLES

With Allen Set Screw and Wrench • Chrome Plated

A500-10

Cross

A500-12

Lever

1 Pair per Bag with Header / T



LEVER HANDLES

(FOR STERLING FAUCETS)

Chrome Plated • Round Broach

A500-13

1 Pair per Bag with Header / T



TEE HANDLE

Plain Die Cast • Round Broach

A500-16

12 per Box



HANDLES

(FOR STERLING)

Fits all Accent Trim Deck, Lavatory, and Wall Combination Faucets

A500-22R

1 Pair per Bag with Header



PAIR OF FIT-ALL HOSPITAL HANDLES

A500-20R

1 Pair per Bag with Header



PAIR OF HOSPITAL HANDLES

(FOR GERBER)

A500-21GR

1 Pair per Bag with Header



TITE-GRIP FIT-ALL LEVER HANDLES

Hardened Steel Jaw Insert • Fits Stems from 1/4" to 7/16" •
Allows a positive grip even if stem is worn

A500-23R

1 Pair per Bag with Header / T



FIT-ALL CANOPY HANDLES

With 3 Stud Set Screw Lug and Allen Wrench

A500-24 Small

A500-25 Regular

1 Pair per Bag with Header / T



HANDLES

(FOR CENTRAL BRASS)
Fits all Deck and Centerset Faucets

A500-26R

1 Pair per Bag with Header / T



HANDLES

(FOR UNION BRASS / GOPHER)
Fits Concealed Ledge 52A, 53A, and 60 through 63A

A500-27R

1 Pair per Bag with Header / T



CANOPY HANDLES

(FOR UNION BRASS / GOPHER)
Large, Fits Concealed Ledge 52A,
53A, and 60 through 63A

A500-28R

1 Pair per Bag with Header / T



SMALL CANOPY HANDLES

(FOR UNION BRASS)

A500-30R

1 Pair per Bag with Header / T



HANDLE

(FOR DURST)
Fits Diverter Baths A4233 and A4233CP

A500-32AH Hot

A500-32AC Cold

1 per Bag with Header / T



HANDLES

(FOR AMERICAN STANDARD)
Fits all Heritage and Colony Deck Series

A500-34R Handles

A500-34RS Spud Only

1 Pair per Bag with Header / T



HANDLES
(FOR INDIANA BRASS)

A500-35R

1 Pair per Bag with Header / T



HANDLES
(FOR PRICE PFISTER)
Fits Crown Jewel Series Deck and Centerset Faucets,
Lafayette A171 Bath Cock and all Shower Bodies

A500-48R

1 Pair per Bag with Header / T



HANDLES
(FOR STERLING DIVERTER)
Accent Trim 3 Valve Shower Body

A500-40R

1 Pair per Bag with Header / T



HANDLES
(FOR DURST)
Fits Deck Faucet A52C

A500-50R

1 Pair per Bag with Header / T



HANDLES
(FOR DELEX)
Fits 2 Handle Deck and Lavatory Faucets

A500-41R

1 Pair per Bag with Header / T



HANDLES
(FOR SAVOY)

A500-52R

1 Pair per Bag with Header / T



HANDLES
(FOR STERLING)
Fits all Starflo Trim Deck, Lavatory
and Wall Combination Faucets

A500-43AR

Imported

A500-43ARX

Hot and Cold Buttons Only

1 Pair per Bag with Header / T



HANDLES
(FOR GERBER)
Fits Deck Faucets 250, 270

A500-53R

1 Pair per Bag with Header / T



TITE-GRIP FIT-ALL CROSS HANDLES

Hardened Steel Jaw Insert •
Fits Stems from 1/4" to 7/16" • Allows a positive grip even if stem is worn

A500-56R

1 Pair per Bag with Header / T



HANDLES

(FOR SAYCO)

A500-62R

Small

A500-63R

Large

1 Pair per Bag



FIT-ALL STAR HANDLES

With 3 Stud Set Screw Lug and Allen Wrench

A500-57R

Small

A500-58R

Medium

A500-59R

Large

1 Pair per Bag with Header / T



HANDLES

(FOR AMERICAN STANDARD)

A500-64R

Fits Colony Series Centersets

1 Pair per Bag with Header / T

A500-64DR

Diverter Handle

1 Pair per Bag



HANDLES

(FOR AMERICAN STANDARD)
Fits Heritage Series Kitchen Deck
and Centerset Faucets

A500-65R

Small

Fits Heritage Series Shower Bodies

A500-66R

Large

1 Pair per Bag with Header / T

A500-66X

Pair of Buttons Only

1 Pair per Bag



FIT-ALL ACRYLIC HANDLES

(FOR DURST)

A500-60R

Pair of Tite-Grip Handles

1 Pair per Bag with Header / T

A500-60X

Pair for A500-60R

1 Pair per Bag with Header



HANDLES

(FOR UNION BRASS / GOPHER)

A500-61R

1 Pair per Bag with Header / T



HANDLES

(FOR STREAMWAY)

Fits all Faucets

A500-67

1 Pair per Bag with Header / T



HANDLE
(FOR PRICE PFISTER)
Verve Trim

A500-71R	Fits Series 35 Deck	Small
A500-72R	Fits Shower Valve Body	Large
1 Pair per Bag with Header / T		
A500-72DR	Diverter Handle	
1 per Bag		

SHOWER VALVE INDEX BUTTONS

A500-72XH		Hot
A500-72XC		Cold
1 per Bag		
A500-73X	Diverter Valve Index Button	
1 per Bag		



ACRYLIC HANDLES
(FOR DELEX)
Fits 2 Handle Deck and Lavatory Faucets

A500-78R		
1 Pair per Bag with Header / T		
A500-78X	Index Buttons	Hot & Cold
1 Pair per Bag		



HANDLES
(FOR SAVOY)
Fits All Savoy Tub & Shower

A500-80R		
1 Pair per Bag with Header		



HANDLES
(FOR CENTRAL)

A500-75R		
1 Pair per Bag with Header / T		
A500-76R	Diverter Handle	
1 per Poly Bag		



HANDLES
(FOR GERBER, AND ALL OLD STYLE
SHOWER VALVE BODIES)

A500-77R		
1 Pair per Bag with Header / T		



HANDLES
(FOR STERLING)
Fits all Shower Valve Bodies

A500-79R		
1 Pair per Bag with Header / T		



HANDLE
(FOR GERBER)
Fits Shower Valve Bodies • Long Broach Pattern

A500-87R		
1 Pair per Bag with Header / T		
A500-87DR	Diverter Bath Handle	
1 per Bag with Header		



REBUILD KIT
(FOR PRICE PFISTER FAUCET)

A500-71KIT


Individually Packed / 6 per Box



REBUILD KIT
(FOR PRICE PFISTER SHOWER)

A500-72KIT

Individually Packed / 6 per Box



REBUILD KIT
(FOR NEW CENTRAL SHOWER)

A500-75NSKIT

Individually Packed / 6 per Box



REBUILD KIT
(FOR DELEX FAUCETS)

A500-78KIT

Individually Packed / 6 per Box



REBUILD KIT
(FOR GERBER SHOWER)
With Long Broach Handles

A500-87KIT

Individually Packed / 6 per Box



REBUILD KIT
(FOR GERBER SHOWER)
With Short Broach Handles

A500-89KIT


Individually Packed / 6 per Box



REBUILD KIT
(FOR GERBER DECK FAUCET)

A500-88KIT

Individually Packed / 6 per Box



HANDLES
(FOR SYMMONS)

A500-103R

Individually Packed / 6 per Box...???



HANDLE

(FOR GERBER)

Fits Lavatory, Kitchen, Deck and Bar Faucets

A500-88R

1 Pair per Bag with Header / T

A500-88X

Pair of Hot & Cold Buttons (FOR GERBER) Fits all Styles

1 Pair per Bag

A500-88DX

Diverter Button (FOR GERBER) Fits all Styles

1 per Bag



HANDLES

(FOR AMERICAN STANDARD)

A500-90R

Small

A500-91R

Large

1 Pair per Bag with Header / T



3 POINT HANDLES

(FOR AMERICAN STANDARD)

A500-94R

1 Pair per Bag with Header / T



HANDLES

(FOR AMERICAN STANDARD)

Fits Colony Lavatory

A500-95R

1 Pair per Bag with Header / T



HANDLE

(FOR GERBER)

Fits Shower Valve Bodies • Short Broach Pattern

A500-89R

1 Pair per Bag with Header / T

A500-89DR

Diverter Bath Handle

1 per Bag with Header



HANDLES

(FOR KOHLER)

A500-92R

Small

A500-93R

Large

A500-92X

Pair Index Buttons Fits Both Sizes

1 Pair per Bag with Header / T



PORCELAIN CROSS HANDLES

(PAIR)

Fits All — For Faucets/Shower Bodies

A500-99RT

Packed in Pairs / 6 per Box



FIT-ALL 6 POINT STAR HANDLES

(FOR ALL BRANDS)

A500-97R

Small

A500-98R

Large

1 Pair per Bag with Header / T



DECK HANDLES

(FOR GERBER NEW STYLE - PAIR)

A500-100R

Packed in Pairs / 6 per Box

A500-100X

Deck Buttons Hot & Cold

Packed in Sets / 12 Sets per Box



SINGLE LEVER HANDLE

(FOR MOEN CHATEAU)

A599ML Long Broach

A599MS Short Broach

Individually Poly Bagged



LONG BROACH SHOWER HANDLES

(FOR GERBER NEW STYLE)

A500-101R

Packed in Pairs / 6 per Box

A500-101X

Shower Buttons Hot & Cold

Packed in Sets / 12 Sets per Box



SINGLE CONTROL HANDLE

(FOR DELTA)

Fits Kitchen and Lavatory Faucets

A599F

Individually Poly Bagged



SHORT BROACH SHOWER HANDLES

(FOR GERBER NEW STYLE)

A500-102R

Packed in Pairs / 6 per Box

A500-101X

Shower Buttons Hot & Cold

Packed in Sets / 12 Sets per Box



SINGLE CONTROL HANDLE

(FOR DELTA)

Fits Crystal Handles

A599G Lavatory

A599GA Bath

A599DPB 1300 / 1400 Series

Individually Poly Bagged



SINGLE CONTROL HANDLE

(FOR VALLEY)

Fits all Kitchen, Bath, and Lavatory Fixtures

A599DR Lever Type

A599E Acrylic Type

Individually Poly Bagged



HANDLE

GERBER 97-020 • Fits A223GPB Shower Valve

A599GPB

Individually Poly Bagged



LOOP HANDLE
(FOR DURST)
Fits A244PRB & A244PRB-NS

A599PRB

Individually Poly Bagged



REPLACEMENT SPOUT
(FOR DURST)
A82GR Faucet

A600GR

Individually Poly Bagged



HANDLE
(FOR MOEN POSI-TEMP)

A599PT

Individually Poly Bagged



12" TUBULAR SPOUT
(FOR A52C FAUCET)

A600CD

Individually Poly Bagged



ACRYLIC HANDLE WITH ADAPTER
Fits A235XP/SP, A223F & Many Other Brands

A599XP

Individually Poly Bagged



ANGLE HIGH RISE SPOUT
(FOR DURST)

A600HR

Fits A52HR

Individually Poly Bagged



BRASS SPOUT
(FOR DURST)

Fits Combination Sink Faucets

A600C	6"	Cast
A600C-1	8"	Cast
A600C-2	10"	Tubular
A600C-3	12"	Tubular

Individually Poly Bagged



GOOSENECK SPOUT
(FOR STERLING, PRICE PFISTER & DURST)
Fits Code Pattern Bath Cocks

A600P

Individually Poly Bagged



"O" RING FAUCET REPAIR KIT
(FOR DELTA-DELEX & PEERLESS)
2 Each of all "O" Rings

A601A

6 Sets per Box / T



BALL ASSEMBLY

(FOR DELTA SERIES 212)
Brass • Fits all Single Crystal Handle
Lavatory and Bath Fixtures

A601C Plastic

A601H Brass

1 per Box / 12 Master / T



SOAP DISPENSER

Fits most sinks

A601E

Individually Packaged



BALL ASSEMBLY

(GENUINE DELTA) #RP70
Fits Single Lever Handle

A602B

Carded / 6 per Box



A601D/A601DX

A601G/A601GX

A601GS

BALL ASSEMBLY

(FOR DELTA)
Fits all Single Lever Kitchen,
Lavatory and Bath Fixtures

A601D Plastic

Individually Poly Bagged / 6 per Box / T

A601DX Plastic

Bulk Packed / 25 per Box

A601G Brass

Individually Poly Bagged / 6 per Box / T

A601GX Brass

Bulk Packed / 25 per Box

A601GS Stainless Steel

Individually Poly Bagged / 6 per Box / T



CAM & PACKING

(GENUINE DELTA) #RP61
Fits Single Lever Handle

A602A

Carded / 6 per Box




STEM UNIT ASSEMBLY

(GENUINE DELTA) #RP1740
Fits 2 Handle-SS Plate

A602C

Carded / 6 per Box



WASHER KIT

(GENUINE DELTA) #RP3614
 Contains Cam Assembly, O-Rings, Seats, Springs, Wrench, 1 Handle Lever or Knob

A602E

Carded / 6 per Box



SEATS & SPRINGS

(GENUINE DELTA) #RP4993

A602F

Carded / 12 per Box



POLISHED BRASS AERATOR

(GENUINE DELTA) #RP330PB
 Fits 15/16" - 27" Male Thread 2.0 gpm @ 80 psi

A602G

Carded / 12 per Box




CARTRIDGE

(for DELTA)
 Fits No. RP19804

A602H

Individually Packed / 6 per Box



BLACK STOVE KNOB SET

Fits Most — Includes Adapters

A625E For Electric Stoves

A625G For Gas Stoves

Carded / 6 Sets per Box




THERMO RANGE KNOB

Fits all "D" Openings

A627B Black

Individually Poly Bagged



SOFT SEAT GLOBE VALVE

DURST

A641 1/2" IPS Imported

A642 3/4" IPS Imported

Packed 12 per Box / 72 per Master

PRIER BRASS

A672 1/2" IPS Domestic

A673 3/4" IPS Domestic

Packed 10 per Carton / 50 per Master



SOFT SEAT GLOBE VALVE

DURST

A643 1/2" CC Imported

A644 3/4" CC Imported

Packed 12 per Carton / 144 per Master

PRIER BRASS

A675 1/2" CC Domestic

A676 3/4" CC Domestic

Packed 10 per Carton / 50 per Master



SOFT SEAT GLOBE VALVE

A643PV 1/2" CPVC GLOBE Valve

A644PV 3/4" CPVC GLOBE Valve

Packed 12 per Carton / 144 per Master



STOP & WASTE GLOBE VALVE

DURST

A645 1/2" IPS Imported

A646 3/4" IPS Imported

Packed 12 per Carton / 144 per Master

PRIER BRASS

A678 1/2" IPS Domestic

Packed 10 per Carton / 50 per Master



DRAIN CAPS FOR STOP & WASTE VALVES

A647 Fits Imported Valves

A664 Fits NIBCO Valves

A679C Fits PRIER BRASS Valves

12 per Box



STOP & WASTE GLOBE VALVE

DURST

A648 1/2" CC Imported

A649 3/4" CC Imported

Packed 12 per Carton / 144 per Master

PRIER BRASS

A681 1/2" CC Domestic

A682 3/4" CC Domestic

Packed 10 per Carton / 50 per Master



FULL PORT BALL VALVE WITH DRAIN

A648BV 1/2" CC Imported

A649BV 3/4" CC Imported

12 per Box



STOP & WASTE VALVE

Compression to Compression Regular Pattern

A683	1/2" Nom. Copper (5/8" OD)	Imported
A683A	3/4" Nom. Copper (7/8" OD)	Imported

Packed 12 per Carton / 144 per Master



SOFT SEAT GLOBE VALVE

Long Stem Pattern

A684	1/2" IPS	Imported
A685	1/2" CXC	Imported

Packed 12 per Carton / 144 per Master



ANGLE SOFT SEAT GLOBE VALVE

Long Stem Pattern

A691LC	1/2" IPS	Imported
A692LC	1/2" CC	Imported

Packed 12 per Carton / 144 per Master



THREADED PVC BALL VALVE

A699A	1/2" IPS
A699B	3/4" IPS
A699C	1" IPS
A699D	1 1/4" IPS
A699E	1 1/2" IPS
A699F	2" IPS

Bulk Packed



STOP & WASTE VALVE

Compression to Compression Regular Pattern

A683C	1/2" Nom. Copper (5/8" OD)	Imported
A683D	3/4" Nom. Copper (7/8" OD)	Imported

Packed 12 per Carton / 144 per Master

A683CN Nut for 1/2" (5/8" OD) Comp Valve

A683DN Nut for 3/4" (7/8" OD) Comp Valve

Packed 12 per Package



ANGLE VALVE

Regular Pattern

A686B	1/2" IPS	Imported
A686C	3/4" IPS	Imported
A686G	1/2" CXC	Imported

Packed 12 per Carton / 144 per Master




SOLVENT WELD PVC BALL VALVE

A700A	1/2" PVC
A700B	3/4" PVC
A700C	1" PVC
A700D	1 1/4" PVC
A700E	1 1/2" PVC
A700F	2" PVC

Bulk Packed

LEVER HANDLE FULL PORT BRASS BALL VALVE


(600 W.O.G. FOR STEAM, OIL, WATER)



(FOR NON-POTABLE WATER) IMPORTED		(LEAD FREE)		IMPORTED
		A730A	1/4" PEX	6 per Box
		A730B	3/4" PEX	6 per Box
A731-14	1/4" IPS	A731-14LF	1/4" IPS	6 per Box
A731-38	3/8" IPS	A731-38LF	3/8" IPS	6 per Box
A731A	1/2" IPS	A732A	1/2" Copper	6 per Box
A731B	1/2" IPS	A732B	3/4" Copper	6 per Box
A731C	1" IPS	A732C	1" Copper	6 per Box
A731D	1 1/4" IPS	A732D	1 1/4" Copper	2 per Box
A731E	1 1/2" IPS	A732E	1 1/2" Copper	2 per Box
A731F	2" IPS	A732F	2" Copper	2 per Box
A731F	2" IPS	A732F	2" Copper	2 per Box

LEVER HANDLE STANDARD PORT BRASS BALL VALVE


(600 W.O.G. FOR STEAM, GAS, OIL, WATER)



(FOR NON-POTABLE WATER)		IMPORTED
A733	3/8" IPS	6perBox
A733A	1/2" IPS	A734A 1/2" Copper 6perBox
A733B	3/4" IPS	A734B 3/4" Copper 6perBox
A733C	1" IPS	A734C 1" Copper 6perBox
A733D	1 1/4" IPS	A734D 1 1/4" Copper 2perBox
A733E	1 1/2" IPS	A734E 1 1/2" Copper 2perBox
A733F	2" IPS	A734F 2" Copper 2perBox
A733G	2 1/2" IPS	1perBox
A733H	3" IPS	1perBox

COMP X COMP BALL VALVE


(600 W.O.G. FOR STEAM, GAS, OIL, WATER)



(FOR NON-POTABLE WATER) IMPORTED		LEAD FREE	IMPORTED
A735A	1/2" Copper (5/8" OD)	A735ALF 1/2" Copper (5/8" OD)	6 per Box
A735B	3/4" Copper (7/8" OD)	A735BLF 3/4" Copper (7/8" OD)	6 per Box
A735C	1" Copper (1 1/8" OD)		6 per Box

LONG SHANK BALL VALVE

(600 W.O.G. FOR STEAM, GAS, OIL, WATER)



(FOR NON-POTABLE WATER) IMPORTED		(LEAD FREE)		IMPORTED
A736A	1/2" IPS	A737A	1/2" Copper	A736ALF 1/2" IPS A737ALF 1/2" Copper 6 per Box
A736B	3/4" IPS	A737B	3/4" Copper	A736BLF 3/4" IPS A737BLF 3/4" Copper 6 per Box

LEVER HANDLE FULL PORT BRASS BALL VALVE

(FOR STEAM, OIL, WATER)



DOMESTIC				
A745-14	1/4" IPS			10 per Box
A745-38	3/8" IPS			10 per Box
A745-12	1/2" IPS	A746-12	1/2" Copper	10 per Box
A745-34	3/4" IPS	A746-34	3/4" Copper	10 per Box
A745-1	1" IPS	A746-1	1" Copper	6 per Box
A745-114	1 1/4" IPS	A746-114	1 1/4" Copper	2 per Box
A745-112	1 1/2" IPS	A746-112	1 1/2" Copper	2 per Box
A745-2	2" IPS	A746-2	2" Copper	2 per Box



GATE VALVES

Non-Rising Stem • Forged Brass •
Standard Competitive Pattern • 125 lb. Pressure

IMPORTED		
A762	1/4" IPS	12 per Box
A763	3/8" IPS	12 per Box
A764	IPS	12 per Box
A765	3/4" IPS	10 per Box
A766	1" IPS	5 per Box
A767	1 1/4" IPS	5 per Box
A768	1 1/2" IPS	4 per Box
A769	2" IPS	2 per Box



SWEAT GATE VALVES

Non-Rising Stem • Forged Brass •
Standard Competitive Pattern • 125 lb. Pressure

IMPORTED		
A785	1/2" Copper	12 per Box
A786	3/4" Copper	10 per Box
A787	1" Copper	5 per Box
A788	1 1/4" Copper	5 per Box
A789	1 1/2" Copper	4 per Box
A790	2" Copper	2 per Box

MULTI-PURPOSE CHECK VALVE

Functions as Vertical or Horizontal Spring Loaded



Brass Body	Packed	Size	Plastic Body	Packed
A831	10 per Box	1/2"	A831P	Individually Boxed
A832	8 per Box	3/4"	A832P	Individually Boxed
A833	8 per Box	1"	A833P	Individually Boxed
A834	6 per Box	1 1/4"	A834P	Individually Boxed
A835	5 per Box	1 1/2"	A835P	Individually Boxed
A836	2 per Box	2"	A836P	Individually Boxed



GLUE SWING CHECK VALVE

A837E	1 1/2" PVC
A837F	2" PVC

Individually Packed / 6 per Box



THREADED SWING CHECK VALVE

A854B	3/8" IPS	12 per Box
A854	1/2" IPS	12 per Box
A855	3/4" IPS	10 per Box
A856	1" IPS	5 per Box
A857	1 1/4" IPS	5 per Box
A858	1 1/2" IPS	5 per Box
A859	2" IPS	2 per Box



OIL TANK VALVE LESS FLARE NUT

S.A.E. Outlet • 1/2" IPS • Domestic

A863

12 per Box




FUSIBLE VALVE

"Firomatic" • 3/8" IPS • Domestic

A867

6 per Box



SELF-DRILLING SADDLE VALVE

(FOR INSTALLATION OF ICE MAKERS, HUMIDIFIERS, EVAPORATIVE COOLERS, AND OTHER AUXILIARY WATER LINES)

Adjusts to fit 3/8" OD to 1 3/8" OD Copper Tube with 1/4" OD Copper Tube Outlet

For 1/2" to 3/4" Iron Pipe or Copper Tubing

A846

Note: For use on steel/brass pipe, drill 3/16" in pipe and follow instructions.

Individually Bagged



SWING CHECK VALVE

(FOR COPPER SERVICE TUBING)

A848F	1/2" Copper	12 per Box
A848G	3/4" Copper	10 per Box
A848H	1" Copper	6 per Box
A848J	1 1/4" Copper	5 per Box
A848K	1 1/2" Copper	5 per Box
A848L	2" Copper	2 per Box



FUSIBLE VALVE

"Firomatic" • 3/8" Tube x 1/4" IPS • Domestic

A868

6 per Box



OIL NOZZLES

Hollow

A871A	80°	.75 gph
A871B	80°	.85 gph
A871C	80°	1.00 gph
A871D	80°	1.10 gph
A871E	80°	1.25 gph
A871J	80A	.65 gph
A871K	80B	.65 gph
A871L	80A	.75 gph
A871M	80B	.75 gph
A871MH		.579 Mobile Home



ICE-MAKER WATER SUPPLY KIT

Supplies water to refrigerators with automatic ice makers

A872 Contains 25 ft. ¼" OD polyethylene tubing, one self-piercing saddle valve, and all necessary fittings to connect from refrigerator to water supply.

A873 With Copper Tubing 25'

Individually Boxed / 20 per Box



ICE MAKER KIT WITH STAINLESS STEEL HOSE

20' Hose

A873SS With 20' hose

Individually Packed / 10 per Box



FUSIBLE VALVE

Straight Type • ¾" OD Flare

A874

6 per Box



NON-FUSIBLE TANK VALVE

Bottom Outlet, Hard Seat • ½" IPS Male x ¾" IPS Male

A875

6 per Box



FIREMATIC FUSIBLE TANK VALVE

Right Angle • ½" IPS Male x ¾" IPS Male

A875FM

6 per Box

OIL VENT CAPS & ADAPTERS



OIL VENT CAP

A876	1 ¼" Female IPS
A876B	1 ½" Female IPS
A876D	1 ¾" Slip-on
A876E	2" Female IPS
6 per Box	



OIL TANK ALARM WHISTLE

2" MALEXZ Female IPS

A876WH

Individually Boxed



COMBO GAUGE-ALARM

Easy to read Plastic vial • Patent Pentented •
Louder whistle • For vertical tank
2" Male N.P.T x ½" Femal N.P.T

A876CMB

Each



2" OIL FILL BOX (WITH BRASS PLUG)

A876C

6 per Box



OIL TANK SPEED FILL CAP

For use with A876SCADAP Speed Fill Cap Adapter

A876SC

6 per box



1 ½" ANGLE SPEED FILL CAP ADAPTER

1 ½" IPS

For use with A876SC Speed Fill Cap

A876SCADAP

6 per box



DUPLEX TANK BUSHINGS LESS FITTINGS

A877	2" x ¾"
A879	2" x ½"

Bulk



AUTOMATIC FIRE SPRINKLER HEAD

½" IPS

A878	Upright	165°F
A878B	Pendant	165°F

Note: Other styles and sizes available upon request and specification.

Individually Boxed



USAV LITTLE WONDER 1/8" ANGLE RADIATOR VALVE

1" Max. Diameter by 3" Long • 1/8" IPS Male Thread Connection • Single Fixed Vent Toward Radiator • Max. Operating pressure-5 PSI • Wt. 1 lb. 8 oz. per dozen

A880B

Bulk Pack / 12 per Box / 144 per Master Carton

A880C

Individually Carded / 12 per Box / 144 per Master Carton



USAV LITTLE WONDER 1/8" STRAIGHT QUICK VENT

1" Max. Diameter by 3" Long • 1/8" IPS Male Thread Connection • Tapered Base to Add to Drainage • Wt. 2 lb. 1 oz. per dozen

A881

Bulk Pack / 12 per Box / 144 per Master Carton

A881C

Individually Carded / 12 per Box / 144 per Master Carton



**Compare to Hoffman #40*

STEAM AIR VALVE

(DURST #40D)

1/8" Angle

A840

Individually Packed / 12 per Box



USAV LITTLE WONDER 1/4" STRAIGHT QUICK VENT

1" Max. Diameter by 3" Long • 1/4" IPS Male Thread Connection • Tapered Base to Add to Drainage • Wt. 2 lb. 4 oz. per dozen

A882

Bulk Pack / 12 per Box / 144 per Master Carton

A882C

Individually Carded / 12 per Box / 144 per Master Carton



USAV LITTLE WONDER 3/4" x 1/2" STRAIGHT QUICK VENT

1" Max. Diameter by 3" Long • 3/4" IPS Male Thread Connection • 1/2" IPS Male Thread Connection • Wt. 2 lb. 9 oz. per dozen

A883

Bulk Pack / 12 per Box / 144 per Master Carton

A883C

Individually Carded / 12 per Box / 144 per Master Carton



USAV LITTLE WONDER ADJUSTABLE 1/8" ANGLE RADIATOR AIR VALVE

1" Max. Diameter by 3" Long • 1/8" IPS Male Thread Connection • Adjustable Vent Towards Radiator • Scaled Proportional Adjustment • Higher Operating Pressure at Smaller Vent Opening • Wt. 2 lb. 2 oz. per dozen

A884

Bulk Pack / 12 per Box / 144 per Master Carton


A884C


Individually Carded / 12 per Box / 144 per Master Carton


MAID-O'-MIST STEAM VENTS

JACOBUS STEAM-VENTS

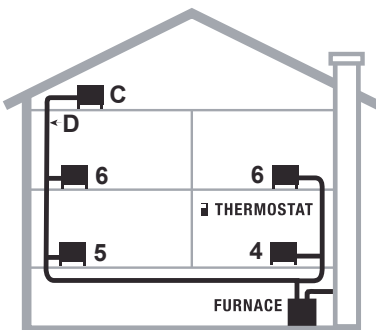
A vent port size for every room, from the largest size for the coldest rooms to the smaller size for the "too hot" rooms. Easy to install on any radiator.

ANGLE PATTERN		No.	Series	Size	Vent
MADE IN USA		A885	4	1/8"	.040
		A886	5	1/8"	.070
		A887	6	1/8"	.0935
		A888	C	1/8"	.1285
		A889	D	1/8"	.1850
12 per Box					

STRAIGHT PATTERN		No.	Series	Size	Vent
MADE IN USA		A890-4	4	1/8"	.040
		A890-414	4	1/4"	.040
		A890	5	1/8"	.070
		A891	5	1/4"	.070
		A892	6	1/8"	.0935
		A893	6	1/4"	.0935
		A894	C	1/8"	.1285
		A895	C	1/4"	.1285
		A896	D	1/8"	.1850
		A897	D	1/4"	.1850
12 per Box					

STRAIGHT PATTERN		No.	Series	Size	Vent
MADE IN USA		A900	1	3/4" x 1/2"	.1850
<p>On basement mains install one or more No.1 air valves with 1/8" or 1/2", 3/4" combination vertical connection at the end of the short main, or the main running to the warm side of the building. Also install two or three No. 1 valves at the end of a long main, or the main running to the cold side of the building, depending on the building size.</p>					
12 per Box					

USAGE CHART FOR STEAM VENTS:



- 4) For radiators in room in which thermostat is located; or where radiators affect operation of thermostat.
- 5) Venting capacity equal to 4 ordinary air valves. Use on radiators near boiler and in warm rooms (second floor radiators, for example).
- 6) Venting capacity equal to 15 ordinary valves. Use on radiators farther from boiler and in cold rooms.
- C) Venting capacity equal to 15 ordinary air valves. Use on radiators farthest from boiler and in coldest rooms (for example, on third floor radiators and above).
- D) Venting capacity equal to 27 ordinary air valves. Use when large amount of air must be vented such as on radiators with particularly long branches and on very large radiators.



SCREW CAPS

(FOR MAID-O'-MIST STEAM VENTS)

No.	Series
A885-CAP	4
A886-CAP	5
A887-CAP	6
A888-CAP	C
A889-CAP	D

Individually Packed / 12 per Box

MADE IN USA



STEAM AIR VALVE

MAID-O'-MIST #41M

1/8" Straight

A903

Individually Packed / 12 per Box

MADE IN USA



STEAM AIR VALVE

MAID-O'-MIST #45M

3/4" x 1/2" Main Vent

A905

Individually Packed / 12 per Box



MADE IN USA

AIR ELIMINATOR

MAID-O'-MIST #7

1/8" IPS

A901

Individually Packed

MADE IN USA



STEAM AIR VALVE

MAID-O'-MIST #43M

1/4" Straight

A904

Individually Packed / 12 per Box

MADE IN USA



AUTOMATIC HOT WATER AIR VALVE

MAID-O'-MIST #72

1/8" IPS

A970

12 per Box

MADE IN USA



AIR ELIMINATOR

MAID-O'-MIST #67

Float Type, 1/8" IPS •

Automatically vents air from any hot or cold system.

A973

Individually Boxed



HOT WATER AIR VALVE
DOLE SERIES 20JR
(FOR RADIATORS OR CONVECTORS)
Disc Type 1/8" IPS

A911

12 per Box



STEAM AIR VALVE
DOLE SERIES 1A • 1/8" NPT
(FOR STEAM HEATING SYSTEMS)
Chrome Plated Adjustable

A912

12 per Box



STEAM AIR VALVE
DOLE SERIES 1933 • 1/8" NPT
This low-cost valve is for venting radiators of hand-fired systems. Large float provides a seal against condensation to stop spitting.

A925

12 per Box



STEAM AIR VALVE
MAID-O'-MIST #40 • 1/8" NPT

A906

12 per Box

Notes:



MAIN VENT
HOFFMAN SERIES 79

3/4" MIP x 1/2" FIP • Designed for both hot and cold water.
Safety drain connection for discharging moisture.
Built-in Check valve. Operating pressure 75 psi.

A931

Individually Boxed



MAIN VENT
HOFFMAN SERIES 4

(FOR STEAM HEATING SYSTEMS)
Main Vent 1/4" size. Has no float. Will not close against water.
Vents air quickly. Operating pressure 25 lbs.

A932

Individually Boxed



AIR VALVE
HOFFMAN SERIES 70A

Float-type vent with single non-adjustable port.
Operating pressure 11 psi.

A932B

Individually Boxed



MAIN STEAM VENT
HOFFMAN SERIES 4A

(FOR HEATING SYSTEMS)
Main Vent 3/4" size. Equipped with float which closes
against water. Capacity up to 1000 sq. ft. of radiation.

A933

6 per Box



FLOAT VENT
HOFFMAN
(FOR MAINS)

3/4" Male x 1/2" Female • Float-type vent.
Use for mains of medium and large systems.

Stock	Pressure	Series
A934	3 PSI	75
A934B	3 PSI	76
A934C	10 PSI	75H

Individually Boxed



STEAM UNIT HEATER AIR VALVE
HOFFMAN SERIES 74

1/2" Female x 3/4" Straight Shank • Designed for pressure
that constantly rises and drops. Float-type vent with single
non-adjustable port keeps pressure at a steady level.
Up to 25 lbs. pressure.

A934A

Individually Boxed



AUTOMATIC AIR VALVE

HOFFMAN SERIES 508

(FOR STEAM & HOT WATER SYSTEMS)

1/8" Pipe Size • 1 1/4" Long Valve •

Automatic air vent for both steam and hot water systems. Has manual control for setting of venting rate.

A935

12 per Box



ADJUSTABLE STEAM VENT

HOFFMAN SERIES 1A

(FOR STEAM HEATING SYSTEMS)

Adjustable opening with each successively larger opening increasing venting rate.

A938

12 per Box



AIR VALVE

HOFFMAN SERIES 40

(FOR STEAM SYSTEMS)

1/8" Angle

A940	GENUINE HOFFMAN	Series #40
-------------	-----------------	------------

A840	Imported	DURST #40D
-------------	----------	------------

Individually Packed / 12 per Box




**HOFFMAN
STEAM VENT**

(FOR STEAM SYSTEMS)

Use on convector radiators • Non-adjustable vent.

Stock	Series	Size
A941	41	1/8"
A942	43	1/4"
A942B	45	3/4"

6 per Box



**HOFFMAN
THERMOSTATIC STEAM TRAP**

25 lb. Operating Pressure •
Stainless Steel Pin and Seat

Stock	Series	Size
A947	17C	1/2"
A948S	8C	3/4"

Individually Boxed



**HOFFMAN
THERMOSTATIC STEAM RADIATOR TRAP**

(HIGH PRESSURE WITH SPUD AND NUT)

Set at 125 lbs. • 3/4" IPS

A948-125

Individually Boxed

MADE IN USA



1/8" IPS VARIVALVE

(HEAT TIMER)

Variable Setting Heat Vent • Angle Pattern

A908

Individually Boxed/50 per Carton

MADE IN USA



1/8" IPS VARIVALVE

(HEAT TIMER)

Variable Setting Heat Vent • Straight Pattern

A909

Individually Boxed/50 per Carton

MADE IN USA



STEAM AIR VALVES

GORTON

(FOR STEAM SYSTEMS)

Angle

Stock	Series	Size
A928	4	1/8"
A928B	5	1/8"
A928C	6	1/8"
A928D	C	1/8"
A928E	D	1/8"

Individually Boxed / 12 per Carton



1 1/4" FEMALE X 1/8" TAP BLACK CAP

A902

Bulk

MADE IN USA



STEAM AIR VALVES

GORTON

(FOR STEAM SYSTEMS)

Straight Pattern

Stock	Series	Size
A927	4	1/8"
A927B	C	1/8"
A927C	D	1/4"
A927D	D	1/8"
A927E	C	1/4"
A927F	5	1/8"
A927G	5	1/4"
A927H	6	1/8"
A927J	6	1/4"

Individually Boxed / 10 per Carton

MADE IN USA



AIR ELIMINATORS

GORTON

(FOR MAINS & UNIT HEATERS)

Straight

Stock	Series	Size
A930	2	1/2"
A930B	1	3/4" x 1/2"

Individually Boxed / 10 per Carton

AIR VALVES, GAUGES



KEYS FOR HOT WATER AIR VALVE

7/32" Square Opening • For use with Durst A957 Valve

A952

25 and 100 per Box



COIN/KEY TYPE AIR VALVE

Use with Screwdriver or Coin • Nickel Plated Brass •
For use with with Durst A952 Key.

A957

24 per Box / T

MADE IN USA



AUTOMATIC HOT WATER AIR VALVE

KEENEY • 1/8" IPS

A971

12 per Box



PRESSURE GAUGE (FOR STEAM SYSTEMS) 2" Face

A972 30 lb.

A974 60 lb.

12 per Box



WATER PRESSURE TEST GAUGE

For ascertaining water pressure for the correct
valve or regulator best suited for the job •
0-200 lb. tested • Female hose thread

A978

Individually Boxed



AIR PRESSURE GAUGE

2" Face • 1/4" IPS Bottom Connection

A985 30 lb.

A986 60 lb.

A987 100 lb.

A988 160 lb.

A989 200 lb.

A990A 300 lb.

Individually Boxed



**ANGLE
HOT WATER THERMOMETER**

½" IPS • White Enamel

A990

Individually Boxed



**STRAIGHT
HOT WATER THERMOMETER**

½" IPS • White Enamel

A991

Individually Boxed



TRI-INDICATOR GAUGE


30 lb. x 70 ft. x 260°

A992 ½" IPS Straight

A992B ½" IPS Angle

Note: Square face may be substituted for round face.

Individually Boxed



PIGTAIL SYPHONS

(FOT STEAM GAUGES)

A997 ¼" IPS Angle Black Iron

A998 ¼" IPS Straight Black Iron

A999 ¼" IPS Straight Brass

A999A ¼" IPS Angle Brass

A999-USA ¼" IPS Straight Brass USA Made

A999A-USA ¼" IPS Angle Brass USA Made

12 per Box



MALE AND FEMALE COCK

A1004 ¼" IPS

A1005 ⅜" IPS

12 per Box



PET COCKS

A1020 ⅛"

A1021 ¼"

12 per Box



DOUBLE FEMALE COCK

A1006 ⅛" IPS

A1007 ¼" IPS

A1008 ⅜" IPS

12 per Box

COCKS, WATER GAUGE SETS



LEVER HANDLE BIBB COCK

A1015 3/8" IPS
12 per Box



BRASS NUT

(FOR WATER GAUGE SET)
Fits Imported Style A1019D

A1019G

12 per Box



DURST "TRI" COCK

A1017 3/8" IPS
A1018 1/2" IPS
12 per Box



WATER GAUGE SETS

A1019D 1/2" Imported
Individually Packed



FRICTION RING

(FOR WATER GAUGE SET)
Solid Brass • 27/32" OD x 2 1/32" ID

A1019W

100 per Box



GAUGE GLASS REPLACEMENT KIT

Includes 1 5/8" x 12" glass gauge, 2 nuts,
2 rubber washers, 2 friction washers

A1032KIT

Individually Packed



WATER GAUGE GLASSES

A1030 5/8" x 8"
A1031 5/8" x 10"
A1032 5/8" x 12"
A1036 5/8" x 20"
A1037 5/8" x 24"
A1039 5/8" x 36"

Packed One Dozen per Bundle



GAUGE GLASS WASHERS

Stock	Size	Diameter	Hole	Height
A5861B	5/8"	1 3/16"	9/16"	1/4"

100 per Box



WATER GAUGE REPAIR KIT

(LESS GLASS) Includes nuts, washer & friction rings

A5862

12 per Box



TACO 007 CIRCULATOR

A1045	Circulator
	Individually Boxed
A1046	¾" IPS Flanges
A1046A	1" IPS Flanges
	One Pair per Bag



UNIVERSAL FLANGE GASKET (FOR CIRCULATORS)


A1050	Bulk
A1050P	One Pair per Bag



SPRING-FLEX COUPLER

Fits B&G, Armstrong, and most other circulating pumps with ½" x ½" shaft.

A1052	Individually Packed
--------------	---------------------



GASKET (FOR SUNTEC A-PUMP)

A1054	Individually Packed
--------------	---------------------



CAST IRON COUPLER (FOR BELL AND GOSSET CIRCULATORS)

A1049	Individually Packed
--------------	---------------------



DIRT POCKET CAP (WITH GASKET AND BOLTS)

A1051	Individually Packed
--------------	---------------------



STRAINER (FOR SUNTEC A-MODEL PUMPS)

A1053	Individually Packed
--------------	---------------------



STRAINER (FOR SUNTEC J&H MODEL CIRCULATING PUMPS)

A1055	Individually Packed
--------------	---------------------



ZONE VALVE
(TACO-571-2)

A1047

Individually Boxed



POWER HEAD
(TACO-555-050RP)

A1048

Individually Boxed



BLOWDOWN KIT
(FOR MCDONNELL & MILLER)

A1056

Individually Packaged



RELAY
(TACO-SR503-2)

A1057

Individually Boxed



ZONE CONTROL
(TACO-2VC404)

A1058


Individually Boxed



LOW WATER CUT-OFF
(HYDROLEVEL 170SV)

A1059


Individually Boxed



ROUND THERMAL SWITCH
(TS-150-B)

A1060

Individually Boxed



SQUARE THERMAL SWITCH
(TS-300-B)

A1061

Individually Boxed



STEAM RADIATOR STRAIGHT VALVES

Imported

A1084F	½" IPS
A1085F	¾"
A1085BF	1"
A1086F	1 ¼"
A1087F	1 ½"



STEAM RADIATOR ANGLE VALVES

Domestic	Size	Imported
	½"	A1088F
	¾"	A1089F
A1090	1"	A1090F
A1091	1 ¼"	A1091F
	1 ½"	A1092F

4 per Box



SPUD & NUT (FOR RADIATOR VALVES)

Imported

A1109F	½"
A1110F	¾"
A1111F	1"
A1112F	1 ¼"

12 per Box



FIT-ALL RADIATOR HANDLE

Bakelite • 4 Sizes in One

A1114

12 per Box



FIT-ALL RADIATOR HANDLE

3 Screw Stud

A1115D

12 per Box



RADIATOR HANDLE

Fits All Popular Stems • 3 Step Metal Insert •
Moulded in Thermal Plastic Handle

A1115

Individually Boxed

A1115P

Poly Bag / 12 per Box

A1115B

Bulk / 24 per Box




HOT WATER RADIATOR VALVES

(FOR IPS CONNECTION)

Imported

Stock	Size
A1099F	1/2"
A1100F	3/4"
A1101F	1"

6 per Box



UNION RADIATOR ELBOW

Imported • For IPS Connection

A1104F	1/2"
A1105F	3/4"
A1106F	1"

12 per Box/48 per Carton



HOT WATER RADIATOR VALVES

(FOR SWEAT CONNECTION)

A1116	1/2"
A1117	3/4"

6 per Box



BALANCING FITTING

(FOR SWEAT X SWEAT)

A1122B	1/2"
--------	------

6 per Box



UNION RADIATOR ELBOW

(FOR SWEAT CONNECTION)

Imported

A1124	1/2"
A1125	3/4"

12 per Box

Notes:

PRESSURE RELIEF VALVES



DISC

(FOR USA MADE STEAM RADIATOR VALVES)

Stock	Valve	OD	ID	Thick
A1126B	¾"	1 ⅜"	⅜"	¼"
A1126C	1"	1 13/32"	9/16"	9/32"
A1126D	1 ¼"	1 5/8"	¾"	11/32"

(FOR DURST IMPORTED VALVES)

Stock	Valve	OD	ID	Thick
A1127	1"	-	-	¼"
A1127B	1 ¼"	-	-	⅜"

25 per Box



BACK FLOW PREVENTER

(WITH INTERMEDIATE ATMOSPHERIC VENT)

A1150	½"
A1150B	¾"

Individually Boxed



A1166



A1166-EXT

A.S.M.E. TEMPERATURE & PRESSURE VALVE

CASH ACME 150#

A1166	¾"	150 lb.
A1166-100	¾"	100 lb.
A1166-EXT	¾" 2" Extension	150 lb.

Individually Boxed



ANGLE CONVECTOR VALVE

(FOR STEAM)

A1128B	1"
A1128C	1 ¼"

6 per Box



A.S.M.E. WATTS TEMPERATURE & PRESSURE VALVE

(WITH 5" TUBE)

Bronze Body with non-metallic Thermo Bonded Thermostat that prevents buildup of mineral deposits and galvanic corrosive action close up due to adverse weather conditions.

A1164E	¾"	125 lb.	100XL
A1165C	¾"	150 lb.	100XL
A1165D	¾"	175 lb.	100XL

Individually Boxed




RELIEF VALVE

(WATTS 374A)

A1169	¾"	30 lb.
--------------	----	--------

Individually Boxed



WATER PRESSURE REDUCING VALVE

(WITH BY-PASS CHECK VALVE)

For residential, commercial, and industrial applications where water pressure is too high • Each valve has integral strainer that filters all alien material • Bronze Body • Maximum Working Pressure of 300 lbs. • Reduced Pressure Range 25-75 lbs. • Set at 50 lbs.

A1197	1/2"	Series UB5
A1198	3/4"	Series UB5

Individually Boxed



WATER PRESSURE REGULATOR VALVE

For hot water heating systems where fast feeding is required • Iron Body

A1197C	1/2"
---------------	------

Individually Boxed



WATER PRESSURE REDUCING VALVE

Same as A1198 with SHARKBITE FITTINGS
3/4"

A1198SB

2 per Box




TEMPERING VALVE

A1199	1/2"	Sweat
--------------	------	-------

Individually Boxed

Notes:



DUAL CONTROL WATER PRESSURE REGULATOR AND RELIEF VALVE

Two speed filling, flush system and air purging • Iron Body

A1191C	1/2"	Series T1450F
---------------	------	----------------------

Individually Boxed



VACUUM BREAKER HOSE CONNECTION

Prevents flow of polluted water from hose lines back into drinking lines • 3/4" Male Hose x 3/4" Female Hose

A1200	A.S.S.E approved	Domestic
A1200D		Imported

Individually Packaged



VACUUM BREAKER ANTI SYPHON

Prevents back siphonage of polluted water to potable water.

A1201	1/2"	Brass
A1202	3/4"	Brass
A1204	1/2"	Chrome

Individually Boxed



DURST RELIEF VALVES

(FOR DOMESTIC HOT WATER HEATERS)
1/2" x 1/2" / 125 lbs.

A1230	Pressure Only
--------------	---------------

Individually Boxed



POP SAFETY VALVE

CONBRACO (10-407-05)
(FOR HOT WATER SYSTEMS)
Angle Pattern • Set to pop at 30 lbs. pressure •
N.Y.C. approved.

A1226A	3/4" x 3/4" IPS
---------------	-----------------

Individually Boxed



A.C.M.E. VACUUM RELIEF VALVES

CASH ACME VR-801
1/2"

A1227

Individually Boxed



POP SAFETY

CONBRACO (10-408-05)
30 PSI • 535,000 BTU per Hour •
3/4" Female x 3/4" Female

A1168A

Individually Boxed



POP SAFETY VALVE

3/4" IPS • Top Outlet • Set to pop at 15 lbs. pressure.

A1231

Individually Boxed



POP SAFETY VALVE

Angle Pattern • Set to pop at 15 lbs. pressure • N.Y.C. approved.

A1231A 3/4" x 3/4" IPS

A1232A 1" x 1" IPS

A1234A 1 1/2" x 1 1/2" IPS

Individually Boxed



POP SAFETY VALVE

(FOR STEAM)

3/4" IPS Inlet & Outlet • Set at 15 lbs. PSI

A1231AM

Individually Boxed



**3" LONG ONE BOLT PATTERN
STAINLESS STEEL PIPE REPAIR CLAMPS**

Stainless Steel Body • Neoprene Gasket • Plated Carriage • Iron Lugs

Style	IPS or SCH 40 PVC	Nom. Copper
A1280	3/8"	1/2"
A1281	1/2"	3/4"
A1282	3/4"	1"
A1283	1"	N/A
A1284	1 1/4"	N/A
A1285	1 1/2"	1 1/4"
A1286	2"	2"

Individually Packaged



**6" LONG TWO BOLT PATTERN
STAINLESS STEEL PIPE REPAIR CLAMPS**

Stainless Steel Body • Neoprene Gasket • Plated Carriage • Iron Lugs

Style	IPS or SCH 40 PVC	Nom. Copper
A1290	3/8"	1/2"
A1291	1/2"	3/4"
A1292	3/4"	1"
A1293	1"	N/A
A1294	1 1/4"	N/A
A1295	1 1/2"	1 1/4"
A1296	2"	2"

Individually Packaged



BOILER REPAIR PLUG

Easily installed by means of a spring type toggle bar on bolt.
Works on all sides of boilers or tanks, even on seams •
1½" Standard Size

A1302

12 per Display Card / Sold by Display Card Only



DURST SELF-TAPPING BOILER REPAIR PLUGS

Cadmium Plated Hardened Steel • Self-Tapping •
For repairs of leaks in boilers or pipes.

A1321	¼"
--------------	----

Bulk / 25 per Box



SOIL PIPE REPAIR PLATE
(STEEL)

A1304	2" Pipe
A1305	3" Pipe
A1306	4" Pipe
A1307	5" Pipe
A1307B	6" Pipe


Individually Packed



CAST IRON DRIVE IN BOILER TUBE PLUG

A1308	1½" Diameter
A1308B	2" Diameter
A1308C	2½" Diameter
A1308D	3" Diameter
A1308E	4" Diameter
A1308F	3½" Diameter

18 per Case



REPAIR CLAMP
(INTERLOCK TYPE)

A1310	½" IPS
A1311	¾" IPS
A1312	1" IPS
A1313	1¼" IPS
A1314	1½" IPS
A1315	2" IPS

Individually Boxed



REPAIR CLAMP
(HINGE TYPE)

A1326	½" IPS
A1327	¾" IPS
A1328	1" IPS
A1329	1¼" IPS
A1330	1½" IPS
A1331	2" IPS
A1331A	2½" IPS
A1331B	3" IPS

Individually Packed



GRAPHITE VALVE STEM PACKING

(FOR VALVE STEM, ETC.)
1/4" lb. Spools

A1336	1/8" Thick
A1338	1/4" Thick

Individually Packed



GRAPHITE PUMP PACKING

1 lb. Spools • Square Pattern

A1339	1/4" Thick
A1339A	3/8" Thick
A1339B	5/16" Thick

Individually Packed



DURST TWISTED GRAPHITE PACKING

(FOR FAUCETS, VALVES, TRAPS)
24" Long x 1/8" Diameter Strip

A1365

In Plastic Bags / 24 per Box / T



CANDLE WICKING IN HANDY SPOOL

Refills for Container

A1366B

12 per Box



COTTON LAMP WICKING

In Two Ounce Balls

A1371P	2 oz. Med. Ball
A1372P	2 oz. Fine Ball

Bulk or 12 Pack



OAKUM

Oiled 27" Strips • Approx. 5 lbs. per Box

A1374

Sold by Box / 10 Boxes / Master



PLUMBERS WAX CANDLES

A1375B

Bulk Packed/200 per Case



DURST SELF FORMING PACKING

(FOR FAUCETS, VALVES, TRAPS)
24" Long x 1/8" Diameter Round Strip

A1378

In Plastic Bags / 24 per Box



TEFLON CORD

3/32" x 24" Long

A1382

1 Poly Bag / 24 per Box

HANGERS, STRAPS, HOOKS, CLEVIS HANGERS



PLASTIC COATED HANGERS (FOR PVC PIPE)

A1430	1 1/2" PVC
A1431	2" PVC
A1432	3" PVC
A1433	4" PVC

25 per Box



PLASTIC COATED STEEL STAMPS

With a plastic coating to prevent binding and damage to plastic pipe • Made in the USA

A1457	1 1/2" Pipe
A1457A	2" Pipe
A1457B	3" Pipe
A1457C	4" Pipe

25 per Box



PLASTIC STRAPS

A1473	1/2"	Traditional
A1474	3/4"	Traditional
A1474D	1/2"	Suspension
A1474E	3/4"	Suspension

25 per Bag



RISER CLAMPS

A1440B	1 1/4"
A1440C	1 1/2"
A1440D	2"
A1440E	2 1/2"
A1440F	3"
A1440G	4"

25 per Box



GALVANIZED PIPE STRAPS

Stock	Size	Quantity / Box
A1462	3/8"	100
A1463	1/2"	100
A1464	3/4"	100
A1465	1"	100
A1466	1 1/4"	50
A1467	1 1/2"	50
A1468	2"	50

Sold by the Box Only



WIRE PIPE HOOKS

A1445B	1/2" x 4"	Copper Plated IPS
A1446B	1/2" x 6"	Copper Plated IPS
A1447B	1/2" x 8"	Copper Plated IPS
A1448B	3/4" x 4"	Copper Plated IPS
A1449B	3/4" x 6"	Copper Plated IPS
A1450B	3/4" x 8"	Copper Plated IPS
A1452B	1" x 6"	Copper Plated IPS
A1453B	1" x 8"	Copper Plated IPS

Sold by Box / 50 per Box



CLEVIS HANGERS

Steel

Style	Pipe Size	Quantity
A1458	1/2"	100 per Carton
A1458A	3/4"	100 per Carton
A1458B	1"	100 per Carton
A1458C	1 1/4"	100 per Carton
A1458D	1 1/2"	100 per Carton
A1458E	2"	50 per Carton
A1458F	3"	25 per Carton
A1458G	4"	25 per Carton

10 per Box

HANGERS, STRAPS, CLAMPS



SPLIT RING EXTENSION HANGER

(ASTORIA HANGER)
3/8" Bolt Thread • Galvanized

Style	Pipe Size
A1459	3/8"
A1459A	1/2"
A1459B	3/4"
A1459C	1"
A1459D	1 1/4"
A1459E	1 1/2"
A1459F	2"
COPPER CLAD	
A1459H	1/2"
A1459J	3/4"
A1459K	1"

10 per Box



ASTORIA HANGER FLANGE

3/8" Bolt Thread • Galvanized

A1460B

10 per Box



COPPER TUBE STRAPS

(FOR COPPER TUBING)

A1436	3/8"	Solid Copper
A1437	1/2"	Solid Copper
A1438	3/4"	Solid Copper
A1436B	3/8"	Copper Clad Steel
A1437B	1/2"	Copper Clad Steel
A1438B	3/4"	Copper Clad Steel
A1439B	1"	Copper Clad Steel

Box / 100 per Box



3/8" BEAM CLAMPS

A1461		Bulk
A1461B	Side Mount	Bulk



3/4" PERFORATED HANGER STRIPS

10 FOOT COILS – SINGLE PACK

A1469	Galvanized Steel (Regular)
A1469H	Galvanized Steel (Ext. Heavy)
A1471	Solid Copper
A1472B	Black Steel (Regular)
A1472D	Copper Plated

1 per Box

10 FOOT COILS – BULK PACK

A1469X	Galvanized Steel (Regular)
A1469HX	Galvanized Steel (Ext. Heavy)
A1472BX	Black Steel (Regular)
A1472DX	Copper Plated

100 / Bulk – *50 / Bulk

100 FOOT COILS

A1472C	Black Steel
A1472E	Copper Plated

Individually Packed



COPPER BELL HANGER

A1470A	1/2"
A1470B	3/4"
A1470C	1"


25 per Bag



THERMOCOUPLE REPLACEMENT KIT
 (FOR PILOT LIGHT SAFETY CONTROL)
 Fits all gas appliances • Electro-plated tip • Fit-all adaptors
 For most applications

A1475	18"
A1475B	24"
A1475C	30"
A1475D	36"
A1475E	48"

12 Cards per Carton



TARGET TYPE PILOT BURNER
 HONEYWELL (Q314A 4586)
 "B" type mounting bracket • Straight tip •
 0.018" dia. natural gas orifice • 0.010" dia. LP gas orifice •
 1/4" C.C. inlet fitting • Special mounting bracket with screws

A1477

Individually Packaged



GAS BALL VALVES
 A.G.A. Approved

A1556	3/8" IPS	Imported
A1557	1/2" IPS	Imported
A1558	3/4" IPS	Imported
A1559	1" IPS	Imported
A1560	1 1/4" IPS	Imported
A1561	1 1/2" IPS	Imported

6 per Box



ALUMINUM TUBING
 (ROBERT SHAW #11-291)
 1/8" x 5' Roll • Includes Fittings

A1476

Individually Packed



ANGLE SPACE HEATER VALVE
 Needle Adjustment

A1518 3/8" Male x 1/4" Male IPS
 Mixer end 9/16" long.
 20,000 BTU

A1519 3/8" Male x 3/8" Male IPS
 Mixer end 7/8" long.
 35,000 BTU

12 per Box



GAS SERVICE COCK LEVER HANDLE
 (WITH CHECK)

A1522B 1/2" Imported

A1523B 3/4" Imported

6 per Box



GAS COCKS
 1/2" Female IPS x 9/16" x 24 Flare

A1557FLARE

6 per Box



A1646NS/BNS



A1646CNS/FNS

NEW STYLE STRAIGHT FITTINGS
(FOR GAS RANGE CONNECTOR)

A1646NS	1/2" IPS Female
A1646BNS	3/4" IPS Female
A1646CNS	3/4" IPS Male
A1646FNS	1/2" IPS Male
12 per Box	



FLEXIBLE COPPER WATER HEATER CONNECTION

3/4" x 3/4" Double Female IPS

A1620	18"
A1621	24"
12 per Box	



GAS RANGE CONNECTOR
Stainless Steel • 5/8" Diameter

Length	3/4"F x 3/4"F	1/2"F x 3/4"F	1/2"F x 1/2"F	1/2"M x 3/4"F
12"	A1658	A1669		
24"	A1659	A1670	A1677	A1679
36"	A1660	A1672	A1677B	A1679B
48"	A1661	A1674	A1677D	A1679C
60"	A1662	A1675	A1677E	A1679D
72"	A1662B	A1676	A1677F	A1679E

1 per Poly Bag/12 per Box



GAS RANGE CONNECTOR

Code Compliant • Yellow Epoxy • 5/8" Diameter

Length	1/2"M x 1/2"F
36"	A1680B
48"	A1680C
60"	A1680D
72"	A1680E

1 per Poly Bag/12 per Box

Notes:



1B1-X COAST BALLCOCK

(FOR ONE-PIECE LOW PROFILE TOILETS)
Fits Kohler (Rialto, San Raphaeli), Crane (Sorrento),
Eljer, American Standard, Briggs

A1703B

Individually Boxed



COAST BALLCOCK

All Plastic • Series (CM)

A1704

10"

1 per Box / 24 per Master



COAST ANTI-SYPHON BALLCOCK

(ALL PLASTIC)

A1705

Series 1B-1 10"

A1706

Series 1B-1 12"

1 per Box / 24 per Master



GENUINE CAP ASSEMBLY

(FOR COAST 1B-1 BALLCOCKS)
Complete with Screws

A1708C

Individually Poly Bagged



SPRING CLIP
(FOR OVERFLOW TUBE)

A1704CL

12 per Box



TANK REPAIR KIT

Contains Ballcock, Flapper and Plastic Float

A1704-KIT

1 per Card



REPAIR KIT

(FOR HOOV-R-LINE BALLCOCKS)
Kit includes 4-screw cap, screws, washers and plunger.

A1707C

Poly Bagged w/ Header



BALLCOCK REPAIR KIT

(FOR COAST)
For Series 1B-1, CM

A1709

1 per Poly / 12 per Box



FILL-PRO STYLE BALLCOCK

A1711R

Individually Boxed / 6 per Carton

BALLCOCKS & PARTS



FLUID MASTER ANTI-SYPHON BALLCOCK

Turn knob adjustment permits exact water level control • Series 400A • Adjusts from 9½" to 14"

A1721

1 per Box / 25 per Master



FLUID MASTER PRO-45 BALLCOCK

Turn knob water level adjustment • Ultra Quiet • Minimal Water Hammer • Code Approved • Adjusts from 9½" to 14" • Faster Filling

A1721-PRO

1 per Box / 25 per Master



DURST "MASTER" BALLCOCK

A1722

Individually Boxed / 20 per Carton



REPAIR KIT

(FOR "DURSTMASTER" BALLCOCK)

A1722R

Individually Boxed / 12 per Carton



A1723

A1723-TOTO

KORKY QUIETFILL BALLCOCKS

Style	Description	Packed
A1723	Replaces most Ballcocks	Individually Boxed/ 24 per Carton
A1723-TOTO	Replacement Valve for Toto G-Max and Power Gravity Toilets	Individually Boxed/ 5 per Carton



KORKY UNIVERSAL TOILET REPAIR KIT

Includes Ballcock, Adjustable Flush Valve, and Tank to Bowl Hardware

A1723-KIT

Individually Boxed / 5 per Carton



BALLCOCK REPLACEMENT KIT

Genuine Fluidmaster

A1724 (242)

Use with Models 100, 200, 200A, and 400A. Contains one 212 seal.

Blister packed for Display



REPLACEMENT DIAPHRAGM SEAL

(FOR FLUIDMASTER 100, 200, 200A AND 400A BALLCOCK)
Domestic/Generic

A1724R

Regular Replacement Pattern

A1724FL

Use for High Chlorine Water

25 per Box



RUBBER DIAPHRAGM WASHER
(FOR COAST 1-B1 BALLCOCKS)

A1773A

12 per Box



BALLCOCK REPLACEMENT PARTS
(FOR MANSFIELD AND LAFAYETTE)
Fits styles 09, 03, XO-16...1802

Style	Description	Packed
A1784B	Nylon Seat	24 per Box / Poly
A1784D	Neoprene Plunger Washer w/ Teat	50 / Poly
A1784F	Split Leather Washer	100 per Box
A1784K	Brass Thumb Screws	24 / Poly



**Compare to Mansfield 09*

HEAVY BRASS BALLCOCK*
Imported
(WITH NYLON SEAT & REFILL TUBE)

A1802

1 per Box / 50 per Master



MANSFIELD 07A SERVICE PAK

Pak Contains: Upper Diaphragm, Lower Diaphragm, Thumb Screw, Nylon Plunger, and Body Screw (4)

A1805E

1 per Bag



MANSFIELD BALLCOCK
(WITH REFILL TUBE)
#09 Regular Shank

A1784

Individually Boxed / 20 per Master



MANSFIELD ANTI-SYPHON BALLCOCK
(WITH REFILL TUBE)
#07 Regular Shank

A1805B 10"

A1805F 11 1/2"

1 per Box / 20 per Master



BALLCOCK THUMB SCREW

Brass

A1841

12 per Bag



BALLCOCK LOCK NUT

A1842 Solid Brass

A1842P Plastic

12 per Bag

BALLCOCK PARTS, TOILET COMPONENTS



BALLCOCK COUPLING NUTS
(FOR MOST CONNECTIONS)

A1843	Brass
A1843P	Plastic
12 or 100 per Box	



BALLCOCK SHANK WASHER

Made of Rubber

A1856

12 or 24 per Box



BALLCOCK WASHERS

Regular Blind Type • 3/16" OD

A1858

100 per Box



OVERFLOW TUBE

Brass 10 1/2" Long • 1" x 1 1/8" Dual Thread

A1866 Regular Pattern

A1866B Heavy Type / .049" WALL-17GA

12 per Box



OVERFLOW TUBE

(FOR LOW DOWN TANK VALVE)

Brass 10 1/2" Long • 1" OD

A1878 Regular Pattern

A1878B Heavy Type / .049" WALL-17GA

12 per Box



FLAPPER FLUSH VALVE

Nylon

A1870 Regular

A1870AS Fits American Standard

COMPONENTS

A1870H Plastic Locknut

A1871 Flapper Only for A1870

Individually Boxed



KORKY ADJUSTABLE HEIGHT FLUSH VALVE 7"-11"

A1875

Individually Boxed / 12 per Carton



LOW DOWN TANK VALVE
(WITH BRASS TUBE AND GUIDE)
Cast Brass Body and Nut

A1877F Imported
2 per Box / 24 per Master



NO-DRIP TOILET TANK VALVE
(WITH BACK FLOW CHECKS)
Tempers cold water with hot water to eliminate sweating.

A1884
Individually Boxed



ACTUATING UNIT
(FOR AMERICAN STANDARD)
Fits #5 Flush Valve

A1888
Individually Boxed



ACTUATING UNIT
(OLD STYLE FOR AMERICAN STANDARD)
Fits #5A

A1888A
Individually Boxed



FLAPPER ADAPTER
(FOR AMERICAN STANDARD)
Allows conversion to standard flapper for any American Standard actuating unit.

A1888-ADAP
Individually Bagged / Bulk



CHAIN KIT
Fits A1888/A1888A

A1888CH
Individually Boxed



THE ARISTOCRAT TANK BALL
Medium Size • Special rib construction prevents swelling or collapsing.

A1889
12 per Display Carton



TRIPLE SEAL TANK BALL

A1892 3" Diameter
A1894 Standard 2 1/4" x 2 1/4" Diameter
12 per Box



TANKMASTER TANK BALL
Plumb Bob Feature Stops Drip

A1893 Display Box
A1893WR A1893 with 5 1/2" Lift Rod Bag w/ Header
12 per Display Carton



TANK BALL SEAL DISC
(FOR AMERICAN STANDARD TYPE)
Triple Seal Heavy Material

A1897
12 per Box



SEALMASTER FLAPPER TANK BALL

A1895FL
Individually Packed



FLAPPER TANK BALL
(FOR CRANE)

A1901
12 per Box



ADJUST-A-FLAPPER
(WITH FOAM FLOAT)

A1901AF
12 per Box



SEALMASTER TANK BALL

A1895 Display Box
12 per Box



VALVE UNIT REPLACEMENT KIT
(FOR ELJER "TOUCH FLUSH")
Fits all conventional closet tanks.

A1896
Individually Bagged



TANK BALL SEAL DISC
(FOR AMERICAN STANDARD TYPE)

Style	Description	Packed
A1898	Screw-on	Poly Bagged w/ Header
A1898X	Screw-on	Bulk
A1899	Push-on	Poly Bagged w/ Header
A1899X	Push-on	Bulk



TANKMASTER FLAPPER TANK BALL

A1901B
12 per Box



KORKY FLAPPER TANK BALL #54BP

A1901C

1 per Card



KORKY FLAPPER TANK BALL #2001BP

Korky Plus (The Red One)

A1901G

12 per Box / 72 per Carton



KORKY FLAPPER #2012BP

(FOR KOHLER SHARK FIN)

A1901K-FIN

10 per Carton



KORKY FLAPPER #3010BP

(FOR KOHLER CLASS 5-3")

A1901K-3"

5 per Carton



KORKY FLAPPER TANK BALL #58BP

(FOR KOHLER)

A1901KLR

Red

12 per Box



KORKY FLAPPER

(FOR TOTO)

A1901-TOTO

GMAX

Red

#2021BP

A1901-TOTO-PG

Power Gravity

Blue

#2022BP

Individually Boxed / 12 per Carton



KORKY FLAPPER TANK BALL #16BP

1.6 Flapper Adjustable

A1901WS

12 per Box / 72 per Carton

Notes:



FLUIDMASTER FLUSHER FIXER VALVE #555C

Repairs Worn Flush Valve Seats

A1901E

1 per Card / 12 per Carton



FLUIDMASTER BULL'S EYE FLAPPER #500FM

A1901FM

12 per Box



FLUIDMASTER 3" UNIVERSAL FLAPPER #5403

A1901FM-3

5 per Carton



FLAPPER TANK BALL

(FOR KOHLER)
1.6 GPF

A1901K-1.6

12 per Box



FLAPPER TANK BALL FOR KOHLER

(FOR ALL ANGLE FLUSH VALVES)

A1901L

1 per Package / 12 per Box



RED FLAPPER

(FOR KOHLER RIALTO)

A1901RIA

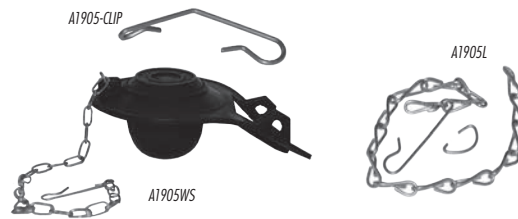
6 per Carton



DURST FLAPPER TANK BALL

A1905C


1 per Card / T



DURST FLAPPER TANK BALL

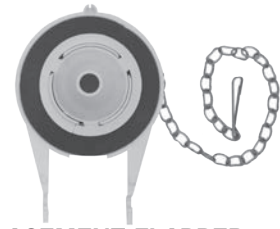
Style	Description	Packed
A1905WS	Water Saver w/ Chain	12 per Box
A1905L	Chain & Clip Only	12 per Box
A1905L-CLIP	Clip	12 per Box

FLAPPERS, BALLCOCK PARTS



REPLACEMENT FLAPPER
(FOR TOTO)

A1905TGM	G-Max -Red	Clamshell
A1905TPG	Power Gravity-Blue	Clamshell

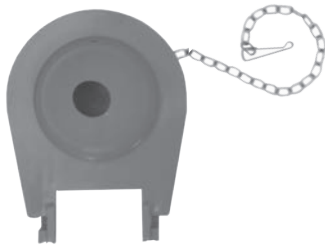


REPLACEMENT FLAPPER
(FOR COAST)

White

A1905C0A

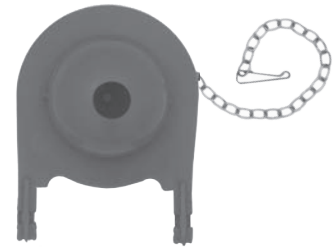
Clamshell



REPLACEMENT FLAPPER
(FOR KOHLER CIMMARON)

A1905KC

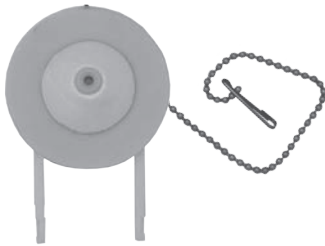
Clamshell



REPLACEMENT FLAPPER
(FOR KOHLER CLASS FIVE)

A1905KCF


Clamshell



REPLACEMENT FLAPPER
(FOR ELJER)

A1905EL

Clamshell



UNIVERSAL RED FLAPPER
(WITH FLOAT)

A1905U

Clamshell



WATER SAVER FLUSH VALVE
(FOR MANSFIELD)

A1903A Fits Series 210

Individually Packed

A1903D Gasket fits Series 210-211



AMERICAN STANDARD BALL COCK REPAIR KIT

Fits Series N-3015, N-3025

A1904 With Brass Plunger

A1904P All Plastic

A1904R Seat Only

Note: For 2 Hole Washer Only. See No. A5891

10 Kits per Box



REPAIR KIT

(FOR MANSFIELD WATER SAVER VALVE)

Fits Series 208-209

A1903B Fits Series 208-209

A1903D Fits Series 210-211

1 Set per Poly Bag



AMERICAN STANDARD LEATHER BALL COCK CUP

$\frac{3}{16}$ " OD x $\frac{1}{4}$ " ID x $\frac{1}{16}$ " Thick •
Fits Series N-3015 and N-3025

A1904C

15 per Bag



BALLCOCK, PLUNGER & SEAT

(FOR AMERICAN STANDARD)

Brass

A1904A Ballcock, Plunger & Seat
Fits N-3010 Ball Cock

A1904BD Plunger

Individually Packed



DELUXE FIT-ALL GUIDE

Solid Brass, requires no tools. Grips tight with only hand pressure. Only one thumb screw required for perfect alignment and positive gripping.

A1906C

12 per Box



ADJUSTABLE GUIDE HOLDER

Solid Brass • 1" Size

A1907

12 per Box



CLEVIS GUIDE HOLDER

Solid Brass • 1" Size

A1908

12 per Box



GUIDE ARM FOR ELJER

(WITH BRASS NUT AND BOLT)

Fits tanks that have a built-in Overflow Tube and Flush Valve • Made of Brass

A1909

12 per Box



UNIVERSAL GUIDE HOLDER

Fits Any Size Overflow Tube • Solid Brass

A1910

12 per Box



REFILL TUBE
(FOR LOW DOWN TANK BALLCOCKS)

A1911B	9" Length Brass
A1911D	9" Length Plastic
12 per Package	



BRASS FLOAT RODS

A1913	8" Length
A1914B	9" Length
A1914	10" Length
A1915	12" Length
12, 25, or 100 per Box	



BRASS TANK BALL WIRE

A1918	4 ½" Length Lower Type
A1919	5 ½" Length Lower Type
25 or 100 per Box	



BRASS TANK BALL ROD

Upper Type • 8" Long

A1920	
25 or 100 per Box	



**UPPER / LOWER TANK
BALL WIRE SET**

A1920B	
Bagged with Header/12 per Carton	



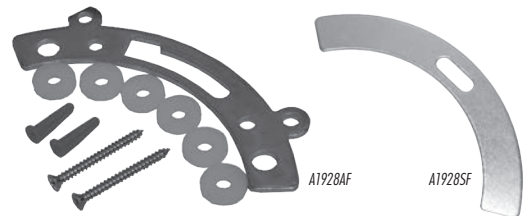
URINAL SPUD
(WITH RUBBER WASHER)
1" x ¾"

A1921B	
6 per Box	



BRASS CLOSET SPUDS
(WITH RUBBER WASHER)

A1922	1 ¼"
A1923	1 ½"
A1924	2"
A1925	1 ½" x 1 ¼"
A1926	2" x 1 ¼"
A1927	2" x 1 ½"
12 per Box	



ANCHOR FLANGE KIT
(FOR BROKEN CLOSET FLANGES)
Complete with screws, anchors, and washers.

A1928AF	Individually Packaged/6 Per Box
A1928SF	Flange Only Bulk Pack
25 or 100 per Box	



CLOSET FLOOR FLANGE

Brass • Fits 4" Lead Pipe

A1928

Bulk Pack



CLOSET FLOOR FLANGE

(LONG LIP - DEEP SEAL)

A1931

Fits 4" Lead Pipe

A1931B

Fits 3" Lead Pipe

Bulk Pack



OFFSET CLOSET FLOOR FLANGE

Brass • Fits 4" Lead Pipe

A1930

Bulk Pack



LEAD BEND

(NO HUB)

D19106-8.12

4" x 8" x 12"

D19106-12.12

4" x 12" x 12"

D19107-8.12

3" x 8" x 12"

PVC

Bulk / Each



LEAD REPAIR COLLAR

A1931L

Bulk Pack




TOILET FLANGE QUICK REPAIR RING

Coated for Corrosion Protection

A1928-RING

Bulk Pack




CLOSET FLOOR FLANGE

4" x 3" Brass • Fits 3" D.W.V. Copper • Imported

A1929B

Bulk Pack



TOILET FLANGE REPAIR RING

Coated for Corrosion Protection

A1928RR

12 per Box



SIDE MOUNT TANK LEVER
(FOR ELJER)

A1932E

1 per Bag with Header / Bulk Pack



SIDE MOUNT TANK LEVER
(FOR KOHLER)

A1932K

1 per Bag with Header / Bulk Pack



TANK LEVER SINGLE ACTION
(REGULAR PATTERN)
Solid Brass Arm • Plastic Spud & Nut

A1933	Index Lever	Domestic
	Boxed	

A1933R		Imported
	1 per Bag with Header / Bulk Pack	



TANK LEVER SINGLE ACTION
Brass Plated Lever Arm • Plastic Spud

A1933-H0W

1 per Bag with Header



UNIVERSAL TOILET TANK LEVER
Brass Plated Lever Arm • Metal Spud & Nut

A1933STU

1 per Bag with Header / 12 per Carton



TANK LEVER SINGLE ACTION
Solid Brass Lever Arm • Metal Spud & Nut •
American Standard Style

A1934	Domestic
	Packed in a White Box

A1934R	Imported
	1 per Bag with Header



MANSFIELD SINGLE ACTION
SHAPABLE TANK LEVER

A1937BL	Blue
A1937F	White

1 per Bag with Header / 12 per Carton

Notes:



30° TANK LEVER
(FOR AMERICAN STANDARD)

A1937AS

Individually Poly Bagged



45° TANK LEVER
(FOR AMERICAN STANDARD)

A1937AS-45

12 per Carton




TANK LEVER SINGLE ACTION
Fits American Standard and Eljer •
All Plastic-Short Arm

A1937E 4"

A1937EL 8"

Individually Boxed



NUT
(FOR TANK LEVERS)

A1937N Plastic

A1937R Zamac

12 per Box



ELITE TANK LEVER
Bendable Brass-Plated Arm

A1938 Chrome Handle

A1938SN Satin Nickel Handle

A1938PB Polished Brass Handle

A1938WH White Handle

12 per Carton



TANK LEVER SINGLE ACTION
Polished Brass Handle

A1939

Individually Bagged



FLOOR FLANGE GASKET

Sponge Rubber • Heavy Pattern •
5 3/16" OD x 3 1/4" ID x 3/4" Thick

A1941B

12 per Box



WAX RING FLANGE KIT

5/16" x 2 1/4" Flange Bolts

A1944E-KIT

12 per Box



DURST CLOSET BOWL WAX GASKET

(REGULAR PATTERN)

Setting seal wax for closet bowl. Has high melting point and is workable at below freezing temperatures •
Preformed ready for use • Confirms to US Government specs • HH-C-536A

A1944C

Durst

A1945C

Hercules

A145CFM

Fluidmaster Pro Series

48 per Master Carton



CLOSET BOWL WAX GASKET

(WITH PLASTIC FLANGE)

A1944E

Durst

A1945E

Hercules

A1945EFM

Fluidmaster Pro Series

24 per Carton




4" BACK OUTLET WAX GASKET

(FOR BACK OUTLET TOILETS)

A1945G

24 per Carton



CLOSET BOWL WAX RING

(WITH HORN)

Hercules • Extra Thick

A1944EX

Durst

A1945EX

Hercules

A1945EXFM

Fluidmaster Pro Series

24 per Carton



WAX GASKET

(FOR WALL HUNG URINAL)

3 1/4" OD x 1 1/4" ID

A1944K

12 per Box

GASKETS, BEADED CHAIN & ACCESORIES



CLOSE-COUPLED TANK TO BOWL GASKETS

Sponge Rubber

A1942 American Standard
3 5/8" OD x 2" ID x 1 1/8" High

A1944H Regular Pattern
3 7/16" OD x 2 1/4" ID x 1 13/16" High

12 per Box



CLOSE-COUPLED TANK TO BOWL GASKETS

Sponge Rubber • Gerber Pattern •
3 3/16" OD x 2 1/16" ID x 1 3/16" High

A1944J

12 per Box



CLOSE-COUPLED TANK TO BOWL GASKETS

Sponge Rubber • Kohler Pattern •
3 3/4" OD x 2 3/8" ID x 1 1/16" High

A1945

12 per Box



CLOSE-COUPLED TANK TO BOWL GASKETS

Sponge Rubber • Eljer Pattern

A1946 3 1/4" OD x 2 1/4" ID x 1/4" High

A1947 With Tank Stabilizer Poly Bagged w/ Header

12 per Box



SPLIT RING

(FOR RUBBER STOPPERS, ETC.)
Nickel Plated Brass • Key Ring Type

A1952C 7/16" OD

A1952G 3/4" OD

A1952H 1 1/4" OD

100 per Box




BUTT RING

Split Ring Type • For Rubber Stoppers, etc. •
5/8" OD Nickel Plated Steel

A1952S

100 per Box



BRASS BEADED CHAIN

Nickel Plated

3/16" OD BEAD – SERIES #10

Stock	Length
A1990	100 ft.
A1991	250 ft.
A1992	500 ft.

1/8" OD BEAD – SERIES #6

Stock	Length
A1996	100 ft.
A1997	250 ft.
A1998	500 ft.

On Reels / Individually Packed



BEADED CHAIN BRASS COUPLINGS

Nickel Plated Type A

A2008 CHAIN 3/16" OD BEAD – SERIES #10

A2011 CHAIN 1/8" OD BEAD – SERIES #6

100 per Box



15" BEADED BASIN AND BATH CHAIN

(COMPLETE WITH COUPLINGS)

Nickel Plated

A2021 3/16" OD BEAD – SERIES #10

A2030 1/8" OD BEAD – SERIES #6

12 per Box



BEADED CHAIN BRASS COUPLINGS

Nickel Plated Type B

A2014 3/16" OD BEAD – SERIES #10

A2017 1/8" OD BEAD – SERIES #6

100 per Box



PRO-VENT AUTOMATIC PLUMBING VENT

(FOR SINKS, TUBS, SHOWERS, WASHING MACHINES, ETC.)

ABS Material • Breaks the siphoning action caused by draining water. The sealing disc of the the Pro-Vent must be located at least 6" above the top of the trap arm.

A2131 1 / Poly

A2131X Bulk / 24 per Box



ADJUSTABLE LOS ANGELES TRAP

Rough Brass

Stock	Outlet	Inlet	Cleanout
A2146L	1 1/2" IPS	1 1/2"x1 1/4" SJ	With
A2148L	1 1/2" IPS	1 1/2"x1 1/4" SJ	Less
A2149L	2" IPS	1 1/2" SJ	Less

Individually Boxed / 25 per Master Carton



NEW YORK REGULATION TRAP

(WITH CLEANOUT)

Rough Brass		
A2121N	1 1/2" IPS	1 1/2" x1 1/4" SJ
A2120N	2" IPS	1 1/2" SJ
Chrome Plated		
A2112N	1 1/2" IPS	1 1/2" x1 1/4" SJ
A2121	2" IPS	1 1/2" SJ

Individually Boxed / 25 per Master Carton



ADJUSTABLE LOS ANGELES TRAP

Chrome Plated Brass

Stock	Outlet	Inlet	Cleanout
A2141L	1 1/2" IPS	1 1/2"x1 1/4" SJ	With
A2143L	1 1/2" IPS	1 1/2"x1 1/4" SJ	Less

Individually Boxed / 25 per Master Carton



ADJUSTABLE LOS ANGELES TRAP
Rough Brass

Stock	Outlet	Inlet	Cleanout
A2154L	1 1/2" C	1 1/2" SJ	Less

Individually Boxed / 25 per Master Carton



TUBULAR FLOOR BENDS
(FOR "S" TRAPS)

22 Gauge	Size	Finish
A2204FB	1 1/4"	Chrome
A2206FB	1 1/2"	Chrome

Individually Boxed / 25 per Master Carton



TUBULAR "J" BENDS
(LESS CLEANOUT)

22 Gauge	20 Gauge	17 Gauge	Size	Finish
A2248J	-	-	1 1/2"	Satin
A2250J	-	-	1 1/4"	Chrome
-	A2254J	-	1 1/4"	Chrome
-	A2255J	-	1 1/2"	Satin
-	-	A2256JH	1 1/4"	Chrome
-	-	A2257JH	1 1/2"	Chrome

Individually Boxed / 25 per Master Carton



ADJUSTABLE "S" TRAP
(LESS CLEANOUT)

22 Gauge	20 Gauge	Size	Finish
A2204	A2204B	1 1/4"	Chrome
A2206	A2206B	1 1/2"	Chrome

Individually Boxed / 25 per Master Carton



ADJUSTABLE "P" TRAP
(LESS CLEANOUT)

22 Gauge	20 Gauge	17 Gauge	Size	Finish
A2248	A2248B	-	1 1/2"	Satin
A2250	A2250B	A2251	1 1/4"	Chrome
-	-	A2253	1 1/2"	Chrome
A2248RB	-	-	1 1/2"	Rough Brass

Individually Boxed / 25 per Master Carton



FLEXIBLE "P" TRAP
(WITH ESCUTCHEON)
Chrome Plated Brass • 1 1/2"

A2248-FLEX

Individually Bagged



TUBULAR WALL BENDS (FOR "P" TRAPS)

22 Gauge	Size	Finish
A2248WB	1 1/2"	Satin
A2250WB	1 1/4"	Chrome

Individually Boxed / 25 per Master Carton



ADJUSTABLE "S" TRAP (WITH CLEANOUT)

20 Gauge	17 Gauge	Size	Finish
A2258	-	1 1/4"	Chrome
A2260	-	1 1/2"	Chrome
A2261	-	1 1/2"	Chrome

Individually Boxed / 25 per Master Carton



TUBULAR "J" BENDS (WITH CLEANOUT)

20 Gauge	Size	Finish
A2258J	1 1/4"	Chrome
A2260J	1 1/2"	Chrome

Individually Boxed / 25 per Master Carton



REPAIR TYPE QUICK HOOK-UP "P" TRAP (LESS CLEANOUT)

20 Gauge	Size	Finish
A2269D	1 1/4"	Chrome
A2269E	1 1/2"	Chrome

Individually Boxed / 25 per Master Carton



SWING TRAP TUBULAR "J" BENDS (WITH REVERSED NUT LESS CLEANOUT)

22 Gauge	20 Gauge	17 Gauge	Size	Finish
A2270BJ	-	-	1 1/4"	Satin
A2272BJ	-	-	1 1/2"	Satin
-	-	A2272J	1 1/2"	Satin
-	A2273J	-	1 1/2"	Satin

1 per Box / 25 per Master



SINK SWING TRAP (WITH CAST BRASS ELBOW LESS CLEANOUT)

22 Gauge	20 Gauge	17 Gauge	Size	Finish
-	A2270	-	1 1/4"	Satin
-	A2272	-	1 1/2"	Satin
A2272B	-	-	1 1/2"	Satin
-	-	A2273	1 1/2"	Satin
-	-	A2277	1 1/2"	Chrome

1 per Box / 25 per Master



**1 1/2" x 1 1/4" MILWAUKEE
UTILITY "P" TRAP**
(LESS CLEANOUT)

A2280M

1 per Box



LOW-SWING TRAP

20 Gauge	Size	Finish
A2287	1 1/2" x 1 1/2"	Satin

Individually Boxed



WASHING MACHINE TRAP

Satin Finish • 26 1/2" Long •

Here's the answer to cost cutting and fitting of special outlet drain assemblies for washing machines.

22 Gauge	Size
A2288	1 1/2" IPS

1 per Box / 25 per Master



SWING TEE TRAP

Cast Brass

Style	Size	Finish
A2302	2" x 1 1/2"	Rough Brass

1 per Box / 12 per Master



LOW SEAL BATH TRAP

Style	Size	Finish
A2303F	1 1/2" IPS	Galvanized
A2303G	1 1/2" IPS	Brass

Packed in Bulk



END OUTLET CONTINUOUS WASTE
(WITH NUTS)

Style	Size	Finish
A2318B	1 1/2" x 16"	Chrome
A2320B	1 1/2" x 21"	Chrome

Individually Boxed



CENTER OUTLET CONTINUOUS WASTE
(WITH NUTS)

Style	Size	Finish
A2324B	1 1/2" x 16"	Chrome
A2325B	1 1/2" x 21"	Chrome

Individually Boxed



**22 GAUGE
QUICK HOOK-UP BENT WASTE ARM**

Rough Brass	Chrome	Size 1½" OD
A2328	A2329	7"
A2328A	A2329A	9½"
A2328B	A2329B	11 ½"
A2328C	A2329C	15"
A2328D	A2329D	20"
A2328E	A2329E	24"

25 per Master Carton



**17 GAUGE
QUICK HOOK-UP BENT WASTE ARM**

Rough Brass

Rough Brass	Size
A2328B-17	1 ½" x 11 ½"
A2328E-17	1 ½" x 24"

25 per Carton



**22 GAUGE BENT WASTE ARM
(WITH NUT)**

Rough Brass	Chrome	Size 1½" OD
A2308	-	6"
A2309	A2309B	7"
A2310	A2310B	9½"
A2311	A2311B	11 ½"
A2312	A2312B	15"
A2313	A2313B	18"
A2314	A2314B	20"
A2315	A2315B	24"
A2316	-	29"
A2316D	-	36"
A2317	-	48"

25 per Master Carton



17 GAUGE WASTE ARM

Rough Brass

Rough Brass	Size
A2311-17	1 ½" x 12"
A2313-17	1 ½" x 18"
A2315-17	1 ½" x 24"

25 per Carton



QUIK HOOK-UP END OUTLET CONTINUOUS WASTE

Style	Size	Finish
A2331B	1 ½" x 16"	Chrome
A2332B	1 ½" x 21"	Chrome

Individually Boxed



**QUIK HOOK-UP CENTER
OUTLET CONTINUOUS WASTE**

Style	Size	Finish
A2335B	1 ½" x 16"	Chrome
A2336B	1 ½" x 21"	Chrome

Individually Boxed



SLOAN TYPE FLUSHOMETER TAIL-PIECE

Brass Chrome Plated • Flanged to Fit 1½" Nut

Style	Size
A2348	1 ¼" x 8"
A2348B	1 ¼" x 12"

6 per Box



STRAIGHT BASIN WASTE

Brass Chrome Plated

20 Gauge	Size
A2353	1 ¼" x 24"

6 per Box



REDUCING TUBE

1½" Fine Thread x 1¼" OD x 8" Long •
Threaded on one end • Chrome Plated Brass

A2361

6 per Box



CLOSET FLUSH ELBOW

(WITH NUTS & WASHERS)
Fits Low Down Tank • Brass Chrome Plated

Two Piece Hook-Up	Size
A2367	2" x 6" x 8"

Individually Boxed

Notes:



INLET TUBE
(FOR ANTI-SYPHON TRAP)
Brass Chrome Plated

A2370	1 1/4" x 5 1/2"
A2371	1 1/2" x 5 1/2"

12 per Box



SLIP-JOINT ELBOW
(WITH NUTS & WASHERS)
Brass Chrome Plated

A2384	1 1/4" x 4"
A2385	1 1/4" x 6"
A2386	1 1/4" x 8"
A2388	1 1/4" x 12"

Individually Boxed



CLOSET FLUSH ELBOW
(WITH NUTS & WASHERS)
Fits Low Down Tank • Brass Chrome Plated

One Piece Hook-Up	Size
A2391	2" x 4" x 6"
A2392	2" x 5" x 7"
A2393	2" x 6" x 8"
A2395	1 1/4" x 6" x 8"
A2398	1 1/2" x 6" x 8"

Individually Boxed



22 GAUGE SOLDER EXTENSION TUBES

Rough Brass	Chrome	Size
A2400B	A2400	1 1/4" x 6"
-	A2401	1 1/4" x 8"
A2403B	A2403	1 1/4" x 12"
A2404B	A2404	1 1/2" x 6"
A2405B	A2405	1 1/2" x 8"
A2407B	A2407	1 1/2" x 12"
A2407B-17*	-	1 1/2" x 12"

25 per Box

Notes:



22 GAUGE EXTENSION TUBES

Slip Joint Pattern

Rough Brass	Chrome	Size
-	A2410	1 ¼" x 6"
-	A2411	1 ¼" x 8"
-	A2413	1 ¼" x 12"
A2414B	A2414	1 ½" x 6"
A2415B	A2415	1 ½" x 8"
A2417B	A2417	1 ½" x 12"

Note: 17 Gauge Available by Special Order.
Some sizes in stock.Call for availability.

25 per Box



17 GAUGE EXTENSION TUBES

Slip Joint Pattern

Rough Brass	Chrome	Size
-	A2417-17*	1 ½" x 12"
A2417B-17	-	1 ½" x 12"
A2418B	-	1 ½" x 18"
A2419B	-	1 ½" x 24"

*Note: (WITH NUT) Chrome Plated

25 per Carton



20 GAUGE THREADED TUBES

(THREADED ON BOTH ENDS)

Rough Brass	Chrome	Size
-	A2420	1 ¼" x 6"
-	A2421	1 ¼" x 8"
A2423B	A2423	1 ¼" x 12"
-	A2423-17*	1 ¼" x 12"
A2424B	A2424	1 ⅜" x 6"
A2425B	A2425	1 ⅜" x 8"
A2427B	A2427	1 ⅜" x 12"
A2428B	A2428	1 ½" x 6"
A2429B	A2429	1 ½" x 8"
A2431B	A2431	1 ½" x 12"
A2431B-17*	-	1 ½" x 12"
A2432B	-	1 ½" x 18"
A2434B	-	1 ½" x 30"

*Note: 17 Gauge Available by Special Order.

25 per Box



1 1/4 x 6 CP TUBE
(THREADED ON ONE END)

A2419

12 per Box



22 GAUGE 1 1/4" BRASS TAILPIECES
(FOR SINK STRAINER)

Rough Brass	Chrome	Size
-	A2445	1 1/4" x 4"
-	A2446	1 1/4" x 6"
A2447B	A2447	1 1/4" x 8"
A2449B	A2449	1 1/4" x 12"

25 per Box



DOUBLE FLANGED TAILPIECE
(FOR SINK STRAINERS)

Can be cut on the job to desired length.

A2464	Rough Brass	1 1/2" x 12"
A2465	Chrome	1 1/2" x 16"

6 per Box



22 GAUGE 1 1/2" BRASS TAILPIECES
(FOR SINK STRAINER)

Rough Brass	Chrome	Size
A2455B	A2455	1 1/2" x 4"
A2456B	A2456	1 1/2" x 6"
A2457B	A2457	1 1/2" x 8"
A2459B	A2459	1 1/2" x 12"
A2459B-17*	-	1 1/2" x 12"
A2460B	-	1 1/2" x 18"
A2461B	-	1 1/2" x 24"

*Note: 17 Gauge Available by Special Order.

25 per Box



4" STRAIGHT TUBES
(THREADED ON END)

A2476	Rough Brass	1 1/2"
--------------	-------------	--------

12 per Box



DOUBLE OFFSET CONNECTION

Stock	17 Gauge	Extra Long	Finish	Size
A2483	A2483-17	-	Brass Chrome	1 1/4"
A2484	-	-	Brass Chrome	1 1/2"
A2485	-	-	Rough Brass	1 1/4"
A2486	A2486-17	A2486L	Rough Brass	1 1/2"

Note: 17 Gauge Available by Special Order.

6 per Box / 50 per Master

TUBULAR PRODUCTS, PVC TUBULAR



PIPE COVERING TUBE

6" Long • Fits 1½"

A2487	Brass Chrome Plated	2" OD
6 per Box		



SINK FUNNEL

Length measured overall.

A2495	Satin N.P. Brass	1 ½" x 6"
A2496	Satin N.P. Brass	1 ½" x 8"
6 per Box		



PLASTIC ADJUSTABLE "S" TRAP
(WITH ADAPTER, LESS CLEANOUT)

A2500B	White	1 ½"
A2500H	White	1 ¼"
1 per Box / 25 per Master		



PLASTIC ADJUSTABLE "P" TRAP
(WITH ADAPTER)

Adapter slips over trap to connect plastic pipe to inlet.

Stock	Adapter	Size	Packed
A2501	Less	1 ¼"	Bagged
A2501B	With	1 ½"	Wh. Boxed
A2051BX	With	1 ½"	Bagged
1 per Box / 25 Master			



PLASTIC "J" BENDS

Fits 1¼" and 1½" Inlet Tubes

A2503B	White
A2504BJ	(WITH REVERSE NUT)
1 per Box / 25 per Master	



PLASTIC SINK SWING TRAP

(LESS CLEANOUT, WITH REVERSE NUT)

A2504B	White	1 ½"
1 per Box / 25 per Master		



PLASTIC WALL BENDS

A2505WB	White	1 1/2"
----------------	-------	--------

1 per Box / 24 per Master



PLASTIC QUICK HOOK-UP BENT WASTE ARM

Direct Connection

A2512	White	1 1/2" x 7"
A2512B	White	1 1/2" x 11 1/2"
A2512C	White	1 1/2" x 15"
A2512D	White	1 1/2" x 24"

1 per Box / 12 per Master



PLASTIC DOUBLE OFFSET CONNECTION

A2507	White	1 1/2"
--------------	-------	--------

1 per Box / 12 per Master



PLASTIC BENT WASTE ARM

Slip Joint Connection

A2506B	White	1 1/2" x 11 1/2"
A2506D	White	1 1/2" x 15"
A2506F	White	1 1/2" x 24"

1 per Box / 24 per Master




PLASTIC CENTER OUTLET CONTINUOUS WASTE

All Purpose Pattern • Fits Regular or Direct Connection

A2508B	White	1 1/2" x 16"
---------------	-------	--------------

1 per Box / 12 per Master



PLASTIC END OUTLET CONTINUOUS WASTE

All Purpose Pattern • Fits Regular or Direct Connection

A2511B	White	1 1/2" x 16"
---------------	-------	--------------

1 per Box / 12 per Master

Notes:



PLASTIC DOUBLE FLANGED TAILPIECE
(FOR SINK STRAINERS)

A2502B	White	1 1/2" x 16"
6 per Box / 24 per Master		



PLASTIC TRAP EXTENSION TUBES

Slip Joint Pattern • Double Nut

A2516	White	1 1/2" x 16"
6 per Box / 24 per Master		



PLASTIC EXTENSION TUBE

Slip Pattern

A2528B	White	1 1/2" x 8"
A2528D	White	1 1/2" x 12"
A2528E	White	1 1/4" x 12"

6 per Box / 24 per Master



PLASTIC TAILPIECE

(FOR SINK STRAINER)

A2529B	White	1 1/2" x 4"
A2529D	White	1 1/2" x 8"
A2529E	White	1 1/2" x 12"

6 per Box / 24 per Master



MAKE YOUR OWN TAILPIECE

Fits 1 1/2" White Plastic Tubes

A2529SL

Bulk Pack



PLASTIC EXTENSION TUBE

Slip Joint Pattern

A2530B	White	1 1/2" x 8"
A2530D	White	1 1/2" x 12"
A2530E	White	1 1/4" x 12"

6 per Box / 24 per Master



PLASTIC SLIP JOINT NUTS

A2532	White	1 1/2" x 1 1/2"
A2532B	White	1 1/4" x 1 1/4"

25 per Box



SPLIT PLASTIC SLIP NUTS

(WITH WASHER)

Just slide and snap together, then tighten onto threads.

A2532D	1 1/4"
A2532E	1 1/2"

Individually Packed



PLASTIC FLEXIBLE CORRUGATED DRAIN CONNECTOR

Connects basin drain to trap at any offset up to 2".

REGULAR CONNECTION (Extension) Fits 1 1/4" or 1 1/2" OD Slip Nut

Stock	Color	Size	Packed
A2533	White	1 1/4" x 9"	1 / Poly
A2533B	White	1 1/4" x 9"	Bulk
A2533E	White	1 1/2" x 11 1/2"	1 / Poly
A2533F	White	1 1/2" x 11 1/2"	Bulk

DIRECT CONNECTION (Tailpiece) Female 1 1/2" IPS Slip Nut

Stock	Color	Size	Packed
A2533C	White	1 1/2" x 11 1/2"	1 / Poly
A2533D	White	1 1/2" x 11 1/2"	Bulk



PLASTIC FLEXIBLE SLIP JOINT COUPLING

Stock	Size	Packed
A2533G	1 1/2" x 6"	Ind. Package
A2533H	1 1/2" x 6"	Bulk



1 1/2" FLEXIBLE CORRUGATED "J" BEND

A2533J

Individually Packaged



PLASTIC DOUBLE SLIP 45° ELBOW

A2534	White	1 1/2" x 1 1/2"
6 per Box		



PLASTIC DOUBLE SLIP JOINT CONNECTION

A2535	White	1 1/2" x 1 1/2"
6 per Box		

Notes:



PLASTIC SLIP TEE

A2536	White	1 1/2" x 1 1/2" x 1 1/2"
6 per Box		




PLASTIC SLIP 90° ELBOW

A2537	White	1 1/2" x 1 1/2"
6 per Box		



**PLASTIC TWIN ELL
(WITH 4" TAILPIECE)**

A2540	White	1 1/2"
6 per Box		



OFFSET BATH SUPPLIES

Chrome Plated

A2544	21 1/2"
Individually Boxed / Pair	



**PLASTIC 1 1/2" SINK WASTE TEE
(WITH 4" TAILPIECE)**

A2539	White	1 1/2"
6 per Box		



A2538


A2541

A2541B

FLEXIBLE DRAIN & TRAP CONNECTOR

A2538	Connects 2" pipe to 1 1/2" or 1 1/4" trap
A2541	Connects 1 1/2" pipe to 1 1/2" or 1 1/4" tubular trap
A2541B	Connects 1 1/2" or 1 1/4" tubular to tubular trap

Bulk



REPLACEMENT KIT
(FOR OFFSET BATH SUPPLIES)
Kit contains two (2) of each size:
nuts and cone slip washers.

A2545

Kits Individually Bagged



TANK SUPPLY NOSE PIECE

Polyethylene

A2546

Fits 7/16" Opening

100 per Box



KITCHEN SINK SUPPLY TUBES

(SWEAT)
12" Riser • Unplated

Stock	Inlet Size	Packed
A2547	3/8" ID	1 Pair / Poly
A2547X	3/8" ID	Bulk / 100



**VINYL BRAIDED FLEXIBLE
FAUCET SUPPLY TUBES**

3/8" OD Compression x 1/2" IPS •
Female x Female Threads

Made of polyester braid re-inforced PVC and approved resin. Tested to 350 lbs. PSI. Needs no washers, rings, inserts or sleeves.

Stock	Size	Packed
A2551	12"	1 per Poly
A2551X	12"	Bulk / 50
A2563X	16"	Bulk / 50
A2552X	20"	Bulk / 50
A2557X	30"	Bulk / 50



**VINYL BRAIDED EXTENSION
TANK SUPPLY TUBES**

Female x Female Threads

Made of polyester braid re-inforced PVC and approved resin. Tested to 350 lbs. PSI. Needs no washers, rings, inserts or sleeves.

Stock	Size	Packed
3/8" OD Compression x 7/8" ID		
A2553	12"	1 per Poly
A2553X	12"	Bulk / 50

Notes:

VINYL, PLASTIC & STAINLESS STEEL SUPPLIES



EXTENSION SUPPLY TUBES

(WITH 3/8" OD COMPRESSION ADAPTER)
Unplated

Used for extending all types of ledge and lavatory hook-ups.

Stock	Finish	Size	Packed
A2540A	Copper	12"	1 Pair / Poly
A2540AX	Copper	12"	Bulk / 100
A2540AXCP	Chrome	12"	Bulk / 100
A2540B	Copper	20"	1 Pair / Poly
A2540BX	Copper	20"	Bulk / 100
A2540BXCP	Chrome	20"	Bulk / 100



COPPER EXTENSION SINK CONNECTOR

(WITH FORMED NOSE PIECE & COUPLING NUT)
12" Long • Unplated

Stock	Inlet Size	Packed
A2542	5/8" ID	1 Pair / Poly
A2542X	5/8" ID	Bulk / 100
A2543	1/2" ID	1 Pair / Poly
A2543X	1/2" ID	Bulk / 100



VINYL BRAIDED FLEXIBLE FAUCET SUPPLIES

(FOR SINGLE LEVER FAUCETS)
3/8" OD Tubing x 3/8" Compression Thread

Stock	Length	Packed
A2559X	12"	Bulk / 50
A2560X	20"	Bulk / 50



BASIN SUPPLY TUBES

(PLASTIC WITH FERRULE)
3/8" OD Tube

Stock	Length	Packed
A2566FP	20"	Bulk / 100
A2566HP	36"	Bulk / 50



TANK SUPPLY TUBES

(PLASTIC WITH FERRULE)
3/8" OD Tube

Stock	Length	Packed
A2577EP	12"	Bulk / 100
A2577FP	20"	Bulk / 100



STAINLESS STEEL HOT WATER HEATER SUPPLY LINE

3/4" FIPS x 18" with 1/2" or 3/4" Pushfit Ball Valve • IMPORTED

Stock	Length	Packed
A5180R	1/2"	Bulk / 100
A5181R	3/4"	Bulk / 100

STAINLESS STEEL & CHROME PLATED SUPPLIES



BASIN SUPPLY TUBES

(LESS CONNECTION)
Chrome Plated

Stock	Length	Packed
3/8" OD Tube		
A2566AX	12"	Bulk / 100
A2566BX	20"	Bulk / 100
A2566CX	30"	Bulk / 50
A2566DX	36"	Bulk / 50
A2567	12"	1 Pair / Poly
A2568	20"	1 Pair / Poly
1/2" OD Tube		
A2566-12	12"	Indiv. Boxed
A2566-20	20"	Indiv. Boxed
3/8" OD Tube Unplated Copper		
A2566MX	20"	Indiv. Boxed



TANK SUPPLY TUBES

(LESS CONNECTION)
Chrome Plated

Stock	Length	Packed
3/8" OD Tube		
A2577AX	12"	Bulk / 100
A2577BX	20"	Bulk / 100
A2578	12"	1 per Poly
A2579	20"	1 per Poly
1/2" OD Tube		
A2577-12	12"	Bulk / 25
A2577-20	20"	Bulk / 25



STAINLESS STEEL BRAIDED FAUCET SUPPLIES

Female x Female Threads • WATTS

Stock	Size	Packed
3/8" OD Compression x 1/2" IPS Female		
A5129	9"	25 / Box
A5129P	9"	1 per Poly
A5130	12"	25 / Box
A5130P	12"	1 per Poly
A5132	16"	25 / Box
A5132P	16"	1 per Poly
A5136	20"	25 / Box
A5136P	20"	1 per Poly
A5137	30"	10 / Box
A5138	36"	10 / Box
A5138A	48"	10 / Box
A5138B	60"	10 / Box
A5138C	72"	10 / Box
1/2" OD Compression x 1/2" IPS Female		
A5139	12"	25 / Box
A5139B	20"	25 / Box



STAINLESS STEEL BRAIDED TUBE SUPPLIES

WATTS

Stock	Size	Packed
3/8" OD Compression x 3/8" OD Compression		
A5147	12"	25 / Box
A5148	20"	25 / Box
A5149	30"	10 / Box
A5150	36"	10 / Box
A5151	48"	Bulk / 10
A5152	60"	Bulk / 10
A5153	72"	
With 3/8" OD Compression x 3/8" MIP Elbow		
A5151E	48"	1 per Poly
A5152E	60"	1 per Poly
A5153E	72"	1 per Poly



**STAINLESS STEEL BRAIDED
FAUCET SUPPLIES**

3/8" OD Compression x 1/2" IPS Female • Imported

Stock	Size	Packed
A5129R	9"	10
A5130R	12"	10
A5132R	16"	10
A5136R	20"	10
A5137R	30"	10
A5138R	36"	10
A5138AR	48"	10
A5138BR	60"	10
A5138CR	72"	10
1/2" OD Compression x 1/2" FIP		
A5139R	12"	10
A5139BR	20"	10



**STAINLESS STEEL BRAIDED
BASIN SUPPLY**

Imported • 1/2" IPS Female x 1/2" IPS Female

Stock	Size	Packed
A5140R	12"	10
A5141R	20"	10
A5142R	30"	10
A5143R	36"	10
A5144R	48"	10



**STAINLESS STEEL BRAIDED
TUBE SUPPLIES**

Imported

Stock	Size	Packed
3/8" OD Compression x 3/8" OD Compression		
A5147R	12"	10
A5148R	20"	10
A5149R	30"	10
A5150R	36"	10
A5151R	48"	10
A5152R	60"	10
A5153R	72"	10



A5151ER



A5151NSER

**STAINLESS STEEL BRAIDED
TUBE SUPPLIES**

Imported

Stock	Size	Packed
With 3/8" OD Compression x 3/8" MIP Elbow		
A5151ER	48"	10
A5152ER	60"	10
A5153ER	72"	10
With 3/8" OD Compression x Female Garden Hose Swivel (New Style)		
A5151NSER	48"	10
A5152NSER	60"	10
A5153NSER	72"	10



STAINLESS STEEL BRAIDED TANK SUPPLIES

WATTS

Stock	Size	Packed
3/8" OD Compression x 7/8" ID		
A5158	6"	Bulk / 25
A5159	9"	Bulk / 25
A5159P	9"	1 per Poly
A5156	12"	Bulk / 25
A5156P	12"	1 per Poly
A5156A	16"	Bulk / 25
A5156AP	16"	1 per Poly
A5157	20"	Bulk / 25
A5157P	20"	1 per Poly
1/2" OD Compression x 7/8" ID		
A5160	9"	Bulk / 25
A5168	12"	Bulk / 25
A5169	20"	Bulk / 25



A5156R



A5157R-A5158R



A5156MR-A5157MR

STAINLESS STEEL BRAIDED TANK SUPPLIES

3/8" OD Compression x 7/8" ID • Imported

Stock	Size	Packed
A5158R	6"	10
A5159R	9"	10
A5156R	12"	10
A5156AR	16"	10
A5157R	20"	10
With Metal Nuts on Both Ends		
A5156MR	12"	10
A5156AMR	16"	10
A5157MR	20"	10



STAINLESS STEEL BRAIDED FAUCET SUPPLIES

(FOR SINGLE LEVER FAUCETS)

3/8" OD Female Compression x 3/8" OD Compression

Stock	Size	Packed
WATTS		
A5173	12"	Bulk / 25
A5177	20"	Bulk / 25
IMPORTED		
A5173R	12"	Bulk / 10
A5177R	20"	Bulk / 10



STAINLESS STEEL ICE MAKER SUPPLIES

1/4" O.D. Comp x 1/4" O.D. Compression • Imported

Stock	Size	Packed
A5219R	10"	10
A5220R	20"	10



DUAL OUTLET
(Imported)

Stock	Size
A2581GR	Inlet: 1/2" IPS Riser Outlet: 3/8" OD Compression Side Outlet: 3/8" OD Compression
A2581HR	Inlet: 1/2" IPS Riser Outlet: 3/8" OD Compression Side Outlet: 1/4" OD Compression

Poly Bagged w/ Header



1/4 TURN DUAL OUTLET
(Imported)

Stock	Size
A2628A	Inlet: 1/2" Nominal Copper Compression Riser Outlet: 3/8" OD Compression Side Outlet: 3/8" OD Compression
A2628B	Inlet: 1/2" Nominal Copper Compression Riser Outlet: 3/8" OD Compression Side Outlet: 1/4" OD Compression

Poly Bagged w/ Header



ANGLE VALVE
(Domestic)

Stock	Size
A2585	3/8" IPS x 3/8" O.D. Comp
A2586	1/2" IPS x 3/8" O.D. Comp
A2587	1/2" nominal copper SWT x 3/8" O.D. Comp
A2581B	5/8" O.D. Comp x 3/8" O.D. Comp

Add X for Bulk Pack

(Imported)

A2585R	3/8" IPS x 3/8" O.D. Comp
A2586R	1/2" IPS x 3/8" O.D. Comp
A2587R	1/2" nominal copper SWT x 3/8" O.D. Comp
A2581BR	5/8" O.D. Comp x 3/8" O.D. Comp

Poly Bagged w/ Header



STRAIGHT VALVE
(Domestic)

Stock	Size
A2590	3/8" IPS x 3/8" O.D. Comp
A2591	1/2" IPS x 3/8" O.D. Comp
A2592	1/2" nominal copper SWT x 3/8" O.D. Comp
A2581	5/8" O.D. Comp x 3/8" O.D. Comp

Add X for Bulk Pack

(Imported)

Stock	Size
A2590R	3/8" IPS x 3/8" O.D. Comp
A2591R	1/2" IPS x 3/8" O.D. Comp
A2592R	1/2" nominal copper SWT x 3/8" O.D. Comp
A2581R	5/8" O.D. Comp x 3/8" O.D. Comp


Poly Bagged w/ Header



ANGLE STOP
(Imported)

A2613	3/8" OD Comp x 3/8" OD Comp	Angle
--------------	-----------------------------	--------------

Poly Bagged w/ Header, 24 per Box



1/4 TURN ADD VALVE SUPPLY STOPS
(Imported)

A2614	3/8" Female Comp. x 3/8" Comp.	Straight
--------------	--------------------------------	-----------------

Poly Bagged w/ Header, 24 per Box



CHROME SUPPLIES, FITTINGS, WATER LINE ACCESSORIES




FLEXIBLE SUPPLY STOPS (Compression x Compression)

3/8" OD x 3/8" OD

A2610	Straight	Domestic
A2612	Angle	Domestic

Poly Bagged w/ Header, 24 per Box



1/4 TURN PUSHFIT SUPPLY STOPS (Imported • Chrome)

A2623	5/8" PUSHFIT x 3/8" Comp	Angle
A2624	5/8" PUSHFIT x 3/8" Comp	Straight

WORKS ON COPPER, CPVC, OR PEX

Poly Bagged w/ Header, 24 per Box



1/4 TURN FLEXIBLE SUPPLY STOPS (Ball Valve Type)

ANGLE-IMPORTED

Stock	Size	
A2615	3/8" Compression x 3/8" FIP	
A2616	3/8" Compression x 1/2" FIP	
A2616SN	3/8" Compression x 1/2" FIP	Satin Nickel
A2617	3/8" Compression x 1/2" SWEAT (5/8" OD)	
A2621	3/8" Comp. x 5/8" OD Comp.	
A2621SN	3/8" Comp. x 5/8" OD Comp.	Satin Nickel
A2627	1/4" Comp. x 5/8" OD Comp.	

Poly Bagged w/ Header, 24 per Box



1/4 TURN FLEXIBLE SUPPLY STOPS (Ball Valve Type)

STRAIGHT-IMPORTED

Stock	Size	
A2618	3/8" Compression x 3/8" FIP	
A2619	3/8" Compression x 1/2" FIP	
A2619SN	3/8" Compression x 1/2" FIP	Satin Nickel
A2620	3/8" Compression x 1/2" SWEAT (5/8" OD)	
A2622	3/8" Comp. x 5/8" OD Comp.	
A2622SN	3/8" Comp. x 5/8" OD Comp.	Satin Nickel

Poly Bagged w/ Header, 24 per Box

Notes:



PEX 1/4 TURN STOP (Imported • Chrome)

A2625	1/2" Pex x 3/8" OD	Angle
A2626	1/2" Pex x 3/8" OD	Straight

Poly Bagged w/ Header, 24 per Box

CHROME SUPPLIES AND FITTINGS



STRAIGHT EXTENSION STOP

Fits Lengths 2" to 6 1/2"

Stock	Size
A2582ST	1/2" Nominal Copper Sweat x 3/8" OD Compression

6 per Box



ANGLE EXTENSION STOP

Fits Lengths 2" to 6 1/2"

Stock	Size
A2582X	1/2" Nominal Copper Sweat x 3/8" OD Compression

6 per Box



VALVE PARTS

(FOR SUPPLY STOPS)

Stock	Description
A2592H	Handle Only
A2592W	Washers Only (Fits Stems)

6 per Box



MALE CONNECTOR

Chrome

Stock	Size
A2595	3/8" IPS x 3/8" OD
A2596	1/2" IPS x 3/8" OD

24 per Box



FEMALE CONNECTOR

Chrome

Stock	Size
A2593	3/8" IPS x 3/8" OD
A2594	1/2" IPS x 3/8" OD
A2601	5/8" Sweat x 3/8" OD
A2602	5/8" Sweat (Unplated) x 3/8" OD

24 per Box

Notes:



FEMALE ELBOW

Chrome

Stock	Size	
A2597	3/8" IPS x 3/8" OD	Compression
A2598	1/2" IPS x 3/8" OD	Compression
A2600	1/2" Sweat x 3/8" OD	Compression

24 per Box



COMPRESSION NUTS

Chrome

Stock	Size
A2599	3/8" OD

12 per Box



REDUCING UNION COMPRESSION

Chrome Plated

Stock	Size
A2607C	5/8" OD x 3/8" OD Comp.

12 per Box



REDUCING ELBOW COMPRESSION

Chrome

Stock	Size
A2608	5/8" OD x 3/8" OD Comp.

12 per Box

Notes:



DOUBLE SLIP JOINT CONNECTION

A2479	Rough Brass	1 1/4"
A2480	Rough Brass	1 1/2"
A2481	Chrome	1 1/4"
A2482	Chrome	1 1/2"

6 per Box



3 WAY SLIP TEE

Stock	Size	Finish
A2661	1 1/2"	Chrome
A2665	1 1/2"	Rough Brass

6 per Box



2 WAY SLIP 90° ELBOW

Stock	Size	Finish
A2693	1 1/4"	Chrome
A2694	1 1/2"	Chrome
A2697	1 1/4"	Rough Brass
A2698	1 1/2"	Rough Brass

6 per Box



TWIN ELL
(WITH 4" TAILPIECE)

Stock	Size	Finish
A2706	1 1/2"	Satin Nickel

6 per Box



45° ELBOW
(SLIP X SLIP)

Stock	Size	Finish
A2687	1 1/4"	Chrome
A2688	1 1/2"	Chrome
A2691	1 1/4"	Rough Brass
A2692	1 1/2"	Rough Brass

6 per Box



LOCK NUTS

(FLANGED FOR STANDARD PIPE SIZES)

Stock	Size	Finish
A2713BB	3/4"	Zamac Metal
A2713CC	3/4"	Solid Brass
A2713DD	1"	Zamac Metal
A2714B	1 1/4"	Zamac Metal
A2715B	1 1/2"	Zamac Metal
A2716C	2"	Zamac Metal

(FOR DUO STRAINER BODY)

A2717	3 5/16"	Zamac Metal
-------	---------	-------------

12 per Box



LOW PATTERN ESCUTCHEONS

Chrome Plated

Stock	Size
A2740	3/8" IPS
A2741	1/2" IPS
A2742	3/4" IPS
A2743	1" IPS
A2744	1 1/4" IPS
A2745	1 1/2" IPS
A2745B	2" IPS
A2746	3/8" OD Tube Size
A2746C	5/8" OD Tube Size
A2748	1 1/4" OD Tube Size
A2749	1 1/2" OD Tube Size

25 per Box

Notes:



BELL PATTERN ESCUTCHEONS

Chrome Plated

Stock	Size ID
A2762	3/8" IPS
A2762B	1/2" IPS
A2762C	1 1/4" IPS
A2763B	5/8" OD Tube Size
A2763C	1 1/4" OD Tube Size

25 per Box



BELL ESCUTCHEON

(FOR SHOWER BODIES)

Stock	Size
A2764	5/8" Threaded

Bulk Pack



BOX PATTERN ESCUTCHEON

(DEEP)

Chrome Plated • Sure Grip Type

Stock	Size
A2766	1 1/4" Tube
A2766B	1 1/4" IPS
A2767	1 1/2" Tube
A2767B	1 1/2" IPS

12 per Box

SLIP NUTS, ESCUTCHEONS



SLIP JOINT NUTS

Chrome Zamac	IPS x Slip	Chrome Zamac 2 Pack
A2750	1 1/4" x 1 1/4"	A2750C
A2751	1 1/2" x 1 1/2"	A2751C
A2752	2" x 2"	
A2753	1 1/4" x 1 3/8"	
A2753B	1 3/8" x 1 3/8"	
A2754	1 1/2" x 1 1/4"	
A2755	1 1/2" x 1 3/8"	
A2759	2" x 1 1/2"	

25 per Box



SLIP JOINT NUTS

Zamac Brass Plated	IPS x Slip
A2750BP	1 1/4" x 1 1/4"
A2751BP	1 1/2" x 1 1/2"
A2753BP	1 1/4" x 1 3/8"
A2754BP	1 1/2" x 1 1/4"
A2755BP	1 1/2" x 1 3/8"

25 per Box



A2756



A2757B

SLIP JOINT NUTS

Solid Brass

Chrome Brass	IPS x Slip	Plain Brass
A2756	1 1/4" x 1 1/4"	A2756B
A2757	1 1/2" x 1 1/2"	A2757B
A2760	1 1/2" x 1 1/4"	A2760B

12 per Box

Notes:



SPLIT FLOOR & CEILING PLATES

Bright Nickel Plated

(FOR IRON PIPE)


Stock	Size
A2780A	3/8" IPS
A2780B	1/2" IPS
A2780C	3/4" IPS
A2780D	1" IPS
A2780E	1 1/4" IPS
A2780F	1 1/2" IPS
A2780G	2" IPS

(FOR COPPER TUBE)

A2782A	3/8" Copper
A2782B	1/2" Copper
A2782C	3/4" Copper
A2782D	1" Copper
A2782E	1 1/2" Copper

12 per Box

FLOOR & CEILING PLATES



SPLIT FLOOR & CEILING PLATES

Chrome Plated Plastic

(FOR IRON PIPE)

Stock	Size
A2778A	3/8" IPS
A2778B	1/2" IPS
A2778C	3/4" IPS
A2778D	1" IPS
A2778E	1 1/4" IPS
A2778F	1 1/2" IPS
A2778G	2" IPS
A2778H	2 1/2" IPS
A2778J	3" IPS
A2778K	4" IPS
A2778L	5" IPS
A2778M	6" IPS

(FOR COPPER TUBE)

A2779A	1/2" OD Copper
A2779B	3/4" OD Copper
A2779C	1" OD Copper
A2779D	1 1/4" OD Copper
A2779E	1 1/2" OD Copper
A2779F	2" OD Copper

12 per Box

Notes:




SPLIT FLOOR & CEILING PLATES

(FOR IRON PIPE)

Spring Type • Chrome Plated

Stock	Size
A2781A	3/8" IPS
A2781B	1/2" IPS
A2781C	3/4" IPS
A2781D	1" IPS
A2781E	1 1/4" IPS
A2781F	1 1/2" IPS
A2781G	2" IPS
A2781H	2 1/2" IPS
A2781J	3" IPS
A2781K	4" IPS
A2781L	3 1/2" IPS

12 per Box



A5905B



A5905D

SINK STRAINER WASHERS

Plain & Basket Type • Fits 4 1/2" Sink Strainers

Stock	O.D.	I.D.	Thick
A5905B	4 3/8" Rubber	3 1/2"	1/8"
A5905D	4 3/8" Steel	3 3/8"	-

24 per Box

BASKET SINK STRAINERS



BASKET SINK STRAINER

(FOR 3 1/2" DRILLING)

Stainless Steel Body & Cup with Neoprene Stopper •
Yoke Pattern • Chrome Finish • Imported

A2790

Individually Boxed / 48 per Master



Best Seller

BASKET SINK STRAINER

(FOR 3 1/2" DRILLING)

Stainless Steel Body & Cup with Neoprene Stopper •
Long Shank • Deep Pattern • Imported

A2804 Chrome Finish

A2804HD Sold Brass Locknut and Slip Nut,
Chrome Finish

A2804HDSN Sold Brass Locknut and Slip Nut,
Satin Nickel Finish

Individually Boxed / 50 per Master



Best Seller

BASKET SINK STRAINER

(FOR 3 1/2" DRILLING)

Stainless Steel Body with Neoprene Stopper •
Metal Center Post • Imported

A2805 Chrome Finish

A2805SN Satin Nickel

Individually Boxed / 50 per Master



BASKET SINK STRAINER W/ORIGINAL SEAL

(FOR 3 1/2" DRILLING)

Forged Heavy Duty • Solid Brass • Imported

A2806 Chrome Plated Solid Brass

A2806SN Satin Nickel Plated Solid Brass

12 per Carton



A2807



A2842

FLAT TOP SINK STRAINER

(FOR 3 1/2" DRILLING)

Wrought Brass • Chrome Plated

A2807 Imported

A2842 Insert Strainer (for A2807)

Individually Boxed / 50 per Master



BASKET SINK STRAINER

(FOR 3 1/2" DRILLING)

Dripless Twist-N-Close • Winged nut threaded shaft
results in a dripless, positive water tight closure •
Saves soapy water • Imported

A2811 Stainless Steel Strainer

A2832 Replacement Basket only

Individually Boxed / 50 per Master

DUPLEX, DUO, BASKET SINK STRAINERS



JAMECO KWIK-FIT DUO SINK STRAINER
(FOR 3½" DRILLING)
Domestic

A2788

Individually Boxed / 50 per Master



JR. DUO BASKET SINK STRAINER
(FOR 2½" DRILLING)

Wrought Brass • Chrome Plated • Imported

A2801 Duo Sink Strainer

A2801F Replacement Basket Only

Individually Boxed / 48 per Master



SINK STRAINER KIT

A2805-KIT

12 per Carton



DUPLEX SINK STRAINER

(FOR 2" or 2½" DRILLING)
Wrought Brass • Chrome Plated • Imported

A2814

Individually Boxed / 50 per Master



JR. DUO SINK STRAINER

(FOR 2" or 2½" DRILLING)
Fits Laundry Tubs & Bar Sinks • Chrome Plated Brass •
Deep Pattern • Imported

A2826

Individually Boxed



BRASS BAR PLUG

1" Diameter x 1½" Long x 3" Tailpiece

A2799B

Each / Individually Boxed

BASIN PLUGS, INSERTS, BASKET STRAINERS



C.O. BASIN PLUG
(WITH CHAIN & STOPPER)
Chrome Plated • 1¼" x 5"

A2792C

Individually Boxed / 24 per Master



P.O. BASIN PLUG
(WITH CHAIN & STOPPER)
Wrought Brass • Chrome Plated

ONE-PIECE

A2794C 1¼" x 5"

A2795C 1¼" x 8"

A2797C 1¼" x 12"

TWO-PIECE

A2809C 1¼" x 5"

A2810C 1¼" x 8"

A2812C 1¼" x 12"

Individually Boxed / 48 per Master



OPEN GRID P.O. PLUG

17 Gauge • Chrome Plated Brass • 1¼" x 8"

A2808

Individually Boxed



P.O. BASIN PLUG
(WITH CHAIN & STOPPER)
Imported • 1¼" x 5" – 17 Gauge Tailpiece

A2813C

Individually Boxed / 48 per Master



BASKET STRAINER INSERT

(FOR 3½" OR 4" DRILLING)
Stainless Steel Stationary Post • Yoke Pattern

A2833

Sterling Pattern

Individually Boxed / 48 per Master

BASIN PLUGS, INSERTS, BASKET STRAINERS



A2834



A2834SPC

BASKET STRAINER INSERT

Stainless Steel • Stationary Post & Neoprene Seat • Imported

A2834 Individually Boxed

A2834C Polly Bagged w / Header

With Spring Tension Style Flat Post

A2834SPC Polly Bagged w / Header



BASKET STRAINER INSERT

(AMERICAN STANDARD STYLE WITH METAL BOTTOM)

Imported

A2843AS Chrome

Individually Packed



MESH FITS ALL BASKET STRAINER INSERT

Imported

A2843-MESH

Individually Packed



KACH-ALL SINK STRAINER

Stainless Steel Center Post • 1½" Diameter under Collar

A2849

12 per Box / T



FITS ALL BASKET STRAINER INSERT

Stainless Steel with Rubber Stopper • Sliding Post

IMPORTED

A2843 Individually Boxed

A2843C Polly Bagged w / Header

A2843STU Economy / Individually Poly Bagged w / Header

DOMESTIC

A2843E Individually Boxed

A2843EC Individually Carded

12 Boxes, Cards per Carton / 100 per Master



BASKET STRAINER INSERT

(WITH "O" RING SEAL)

A2843ASR Stainless Steel

A2843ASN Satin Nickel

12 per Carton



KACH-ALL BASKET STRAINER INSERT

Stainless Steel

(1½" SINK TYPE)

A2850 24 per Box

A2850C Individually Bagged / 12 per Box

(1¼" BASIN TYPE)

A2851 24 per Box

A2851C Individually Bagged / 12 per Box

STRAINERS, DRAINS



MESH STRAINER
Rust Resistant

A2852	2 1/4"
A2852A	2 3/4"
A2852B	4 3/8"

Poly Bagged w/ Header / 12 per Box



KACH-ALL SINK STRAINER

Stainless Steel • Fits Bath Tubs, Wash Tubs, Set Tubs, and Wash Trays • Use with regular rubber stopper.

A2853	1 3/8" Diameter under Collar
--------------	------------------------------

12 per Box




SINK STRAINER

Stainless Steel • Fits A2807

A2838	4 5/8"
--------------	--------

12 per Box



3 PRONG STRAINER

Chrome Finish

A2840	1 5/8" Diameter
A2841	1 7/8" Diameter

24 per Box




FLAT STRAINER

Brass Nickel Plated

A2844	1" Diameter
A2845	1 1/4" Diameter
A2846	1 1/2" Diameter
A2846A	1 5/8" Diameter
A2846AB	1 3/4" Diameter
A2846B	1 7/8" Diameter
A2847	2" Diameter

24 per Box




STRAINER

Stainless Steel • Fits A2807

A2842	2 3/4" OD
--------------	-----------


12 per Box



STRAINER

Stainless Steel • Fits A2807

A2848	24 per Box
A2848C	Poly Bagged w/ Header



STRAINER GRIDS
(FOR SHOWER DRAINS)
Chrome Plated • 3½" OD for I.P. Drains

A2859

12 per Box



SHOWER DRAIN
Chrome Plated 3½" OD


A2877B

1½" IPS Zamac

A2878B

2" IPS Zamac


Individually Boxed



LEADER STRAINER

Galvanized	Size	Copper
-	2"	A2873B
A2869	3"	-
A2870	4"	-
-	6"	A2876


6 per Box



FLAT MESH DUO STRAINER
3"

A2852D


12 per Carton



BELL TRAP
(HINGED TYPE)

Complete	Size	Cover Only
Cast Iron		
A2912	6" Diameter	A2912B
A2913	9" Diameter	A2913B
A2914	12" Diameter	-
PVC		
A2912P	6" Diameter	-
A2913P	9" Diameter	-

Individually Packed



ROUND CESSPOOL PLATES

Cast Iron

A2900

6"

A2901

7"

A2902

8"

A2903

9"

A2904

10"

12 per Box



ROUND FRESH AIR PLATE

Aluminum • 7" Diameter

A2924	Spring Clamp Only
A2925	Plate with Spring Clamp
A2926	Plate Only

Bulk Packed




FRESH AIR PLATE CLAMP


(FOR CAST IRON PIPE)

A2928	4"
--------------	----

Bulk Pack



A2929




A2931C

SQUARE CESSPOOL PLATE

Galvanized Steel		Cast Iron
A2929	6" x 6"	
A2930	8" x 8"	
A2931	10" x 10"	A2931C
A2932	12" x 12"	A2932C

12 per Box




PLASTIC OVAL BOLT CAPS

No Cementing Required

A2940

2 per Package

Notes:



TOILET BOWL CAPS


Round Plastic

A2942P	Pair	Poly Bagged
A2942PX	Single	Bulk Packed

Individually Poly Bagged / 100 per Carton

FAUCET STRAINERS, BOLT CAPS, CLOSET BOLTS

For Bulk Closet Bolts & Screws and other Kits, see pages 138-139.



CLOSET BOLT SET
(2 BOLTS WITH WASHER & NUTS)

	1/4" x 2 1/4"
A2947	Solid Brass
A2947B	Brass Plated
	5/16" x 2 1/4"
A2947D	Solid Brass
A2947F	Brass Plated
	5/16" x 3 1/2"
A2947L	Brass Plated
1 Set per Poly / 12 per Box	



EZ SNAP BOLT SET

Compare to Hercules Johni-Bolts

	5/16" x 2 1/4"
A2947HR	
	5/16" x 3 1/2"
A2947HRL	Solid Brass
Individually Poly Bagged / 100 per Carton	



HERCULES JOHNI BOLTS

Solid Brass

A2947H	5/16" x 2 1/4"
A2947HL	5/16" x 3 1/2" Extra Long
Individually Poly Bagged / 100 per Carton	



CLOSE COUPLED CLOSET BOLT SET

(WITH WASHER & NUTS)

5/16" x 3"

A2948	Solid Brass
A2948B	Brass Plated
A2948CL	With Cloth Washer
A3099T	Bolt Washer Only - Rubber
1 Set per Poly / 12 per Box	



FLEXIBLE FAUCET STRAINER

(SLIP ON)


A2935
6 per Poly



FLEXIBLE FAUCET STRAINER

(SCREW ON)

A2936
6 per Poly



AERATOR SCREEN

Copper Mesh

A2933B	1 ¹ / ₁₆ " OD	100 per Box
A2933C	1 ³ / ₁₆ " OD	100 per Box



DUAL THREAD AERATOR

1⁵/₁₆" Male & Regular Female • Chrome Plated Brass • Fits Regular Faucets with Inside or Outside Threads

A3000-5		1 per Poly / T
A3000-6		Bulk / 6 per Tube
A3000-6R	Imported	Bulk / 6 per Tube
A3000-6RC	Imported	1 per Poly

Packed 12 Cards / Bags - Bulk - 50



SMALL AERATOR

(FOR KOHLER, CENTRAL, INDIANA, SAVOY, SPEAKMAN, UNION, ETC.)

1³/₁₆" x 3/4" OD Male • Chrome Plated Brass • Fits Regular Faucets with Inside Threads

A3000-11		1 per Poly / T
A3000-12		Bulk / 6 per Tube
A3000-12R		Bulk / Imported

Packed 12 Cards / Bags - Bulk - 50




DUAL THREAD AERATOR

(SLOTTED TYPE)

1⁵/₁₆" Male & Regular Female • Chrome Plated Brass • Fits Regular Faucets with Inside or Outside Threads

A3000-2	1 per Poly / T
A3000-3	Bulk / 6 per Tube

Packed 12 Cards / Bags - Bulk - 50



DUAL THREAD AERATOR

1⁵/₁₆" Male & Regular Female • Chrome Plated Brass • Fits Regular Faucets with Inside or Outside Threads • Low FLOW Water Saver • **0.5 GPM**

A3000-7R	1 per Poly / T
A3000-8R	Bulk / 6 per Tube

Packed 12 Cards / Bags - Bulk - 50



SMALL AERATOR

(FOR PRICE PFISTER)

1³/₁₆" Female • Chrome Plated Brass

A3000-22	Bulk / 6 per Tube
A3000-24	1 per Poly / T

Packed 12 Cards / Bags - Bulk - 50



AERATOR WASHERS

Rubber

A3000-34R	Thin
A3000-34RH	Heavy

100 per Box



SWIVEL AERATOR
(DUAL THREAD)

Fits Regular Faucets with Inside or Outside Threads

A3000-39 1 per Poly / T

A3000-40 Bulk

12 Cards Bulk per Box



COMBINATION SPRAY AERATOR

(SWIVEL TYPE, DELRIN BODY)

Fits Faucet Spouts with Inside or Outside Threads

A3000-41 White

1 per Poly / T / 12 per Box



SPRAY OR STREAM AERATOR

A3000-42

1 per Poly / T 6 per Box



WASHING MACHINE COUPLING LARGE SIZE

(INCLUDES AERATOR AND COUPLER)

¹⁵/₁₆" Male & Regular Female • Dual Thread •
Remains on spout at ALL times. No need to disconnect when using washing machine.

A3000-48 1 per Poly / T

1 Set per Poly / 12 per Box



DUAL THREAD SNAP NIPPLE AERATOR

(SLOTTED WITH EXTRA LONG LARGE DIAMETER NIPPLE)
¹⁵/₁₆" Male & Regular Female • Fits snap coupling for quick connect-disconnect to dishwasher or washing machine •

Note: Also fits A4124 Series snap on coupler.

A3000-49

1 per Poly / T / 6 per Box



DUAL THREAD SNAP NIPPLE AERATOR

(SLOTLESS—FOR SEARS, KITCHEN AIDE, WARDS, RCA, WHIRLPOOL, AND HOT POINT)

¹⁵/₁₆" Male & Regular Female • Large Diameter Nipple •
Fits snap coupling for quick connect / disconnect to dishwasher or washing machine. Aerator stays on faucet at ALL times.

A3000-51 1 per Poly / T

A3000-52 Bulk

12 per Poly / Bulk 25 per Box

AERATORS, CLOSET BOLTS



DUAL THREAD SNAP NIPPLE AERATOR

(SLOTLESS)

¹⁵/₁₆" Male & Regular Female • Small Diameter Nipple • Fits snap coupling for quick connect / disconnect to dishwasher or washing machine. Aerator stays on faucet at ALL times.

A3000-53 1 per Poly / T

A3000-54 Bulk

12 per Poly / Bulk 25 per Box



AERATOR

(WITH DIVERTER VALVE)

Female Thread

A3000-62 ¼" Pull Diverter

A3000-63 ⅜" Pull Diverter

A3000-64 ⅝" Pull Diverter

1 per Poly / T / Bulk 25 per Box



SMALL SNAP NIPPLE COUPLING SET

(QUICK CONNECT)

A3000-60

1 per Poly / T 6 per Box



CLOSE COUPLED CLOSET BOLT KITS

(WITH REGULAR SPONGE RUBBER GASKET)

A3099F Brass Plated Bolts

A3099G Brass Bolts

(FOR GERBER)

A3099D Brass Plated Bolts

A3099E Brass Bolts

(KIT FOR AMERICAN STANDARD)

A3099BAS Brass Plated Bolts

(KIT FOR KOHLER)

A3099BK Brass Plated Bolts (3 Bolts)

1 Set per Poly



A3129

A3131

METAL WASHERS

(FOR CLOSET BOLTS & SCREWS)

A3129 Oval Nickel Plated Steel

A3131 Round Nickel Plated Steel

100 per Box

A3116



A23118

CLOSET BOLT NUTS

(CLOSED END FOR CLOSET SCREWS)

A3116 ¼" Standard

A3117 ⅝" Standard

(OPEN END FOR CLOSET BOLTS)

A3118 ¼" Standard

A3119 ⅝" Standard

100 per Box




CLOSE COUPLED CLOSET BOLTS

(WITH NUTS & WASHERS)

5/16" x 3"

A3099	Solid Brass	50 / 100 Box
A3099B	Brass Plated	100 Box
A3099C	Rubber Washer Only	100 Box
A3099H	Hex Nut Only 5/16"	100 Box
A3099W	Wing Nut Only 5/16"	100 Box
A3099T	Cloth Inserted Rubber Washer Only	100 Box
A3099BX	Brass Plated Bolt Only	100 Box
A3099X	Brass Bolt Only	100 Box



CLOSET BOLTS

(WITH STANDARD NICKEL PLATED STEEL NUTS & WASHERS)

Solid Brass

A3166*	5/16" x 2 1/4"	100 Box
A3168*	5/16" x 1 3/4"	100 Box

Brass Plated

A3174*	1/4" x 3 1/2"	100 Box
A3176*	5/16" x 2 1/4"	100 Box
A3178*	5/16" x 1 3/4"	100 Box
A3179*	5/16" x 3 1/2"	100 Box

*Note: Item may be ordered less nut & washer by adding the suffix "X" to the number.



HANDLE SCREW ASSORTMENT

150 Assorted sizes in chrome plated brass with descriptive chart • Complete as Shown

A3180		Display Box
KIT REFILLS ONLY		
Stock	Size	Head
A3180C	1/2" x 10/24"	Truss
A3180F	3/8" x 8/32"	Truss
A3180G	3/8" x 8/32"	Oval
A3180H	7/16" x 10/24"	Oval
A3180J	5/8" x 10/24"	Oval
A3180K	9/16" x 8/32"	Truss
A3180L	1 1/32" x 10/32"	Oval
A3180M	3/8" x 10/32"	Truss

25 per Box / Order by the Piece



BIBB SCREWS

Brass

A3182	3/8" x 6/32"
A3183	3/8" x 8/32"
A3184	3/8" x 10/24"
A3185	3/8" x 10/32"
A3186	1/2" x 8/32"
A3187	1/2" x 10/24"
A3188	1/2" x 10/32"

100 per Box / Order by the Box

BIBB SCREWS, SEAT BOLTS, AND CLEANOUT PLUGS



BIBB SCREW ASSORTMENT

(PLASTIC KIT)

4 1/2" gross assorted sizes in brass with descriptive chart • Complete as Shown

A3191

Each



BIBB SCREWS

(ASSORTED)

A3194

100 per Box



TOP MOUNT BOLT

(FOR CLOSET SEAT HINGE)

3/16" x 2 3/4" Plastic

A3219

Individually Poly Bagged / 6 Sets per Box



SQUARE HEAD TOILET SEAT BOLTS

2 1/4" Plastic

A3219SQ

Poly Bagged / 12 per Carton




EXPANSION TRAP CLEANOUT PLUG

Fits most traps • Replaces threaded plugs—rubber expands for positive sealing.

A3398	3/4" OD	Small
A3399	7/8" OD	Large
A3399A	1" OD	Jumbo
A3400	3/4" & 1" OD	Assorted

Order by Card / 12 per Card



CLEANOUT PLUG


A3403	Fits Tubular Traps	Chrome Plated
A3404	Fits NYR/LA Traps	Rough Brass
A3405	Fits NYR/LA Traps	Chrome Plated
A3406	Fits Swing Tee Traps	Rough Brass

12 per Box



BRASS COMPRESSION RING
(FOR DE SANCO FITTINGS)

A3392B	1 1/2"
12 per Box	



DRUM TRAP COVER
(FOR 4" DIAMETER TRAP)
Chrome Zamack

A3397	
6 per Box	



FORCE PLUNGER DISK
(WITH BRASS FITTING)

Clears all soil lines, end of line and curb traps. Use as regular plunger. Fitting will accept any length 1/2" IPS nipple

A3407	Fits 2" Drain
A3408	Fits 3" Drain
A3409	Fits 4" Drain
Individually Packed	



A3427



A3434

"DE SANCO" WASTE CONNECTIONS
(WITH POLYETHYLENE BEVELED WASHER)
Brass

IPS x SLIP - Female Type	
A3427	1 1/4" x 1 1/4"
A3428B	1 1/2" x 1 1/4"
A3430B	1 1/2" x 1 1/2"
IPS x SLIP - Male Type	
A3431B*	1 1/4" x 1 1/4"
A3432B*	1 1/2" x 1 1/4"
A3434*	1 1/2" x 1 1/2"
*Note: Also machined to fit copper tubing.	
6 per Box	



2" BACK WATER VALVE

(WITH PLASTIC FLOAT & GASKET)
Prevents water and sewage from backing up through threaded waste lines.

A3424	
Individually Packed	

Notes:

TRAP PLUGS, LADLES, AND SOLDER POTS



"TAK-ALL" CLEANOUT PLUG
(TAPERED FOR POSITIVE SEAL)

Lead

A3411	2"
A3412	2 ½"
A3413	3"
A3414	3 ½"
A3415	4"
A3416	4 ½"
A3417	5"
A3417B	5 ½"
A3418	6"

12 per Carton



EXPANSION TYPE TRAP & SEWER PLUG

HEAVY PATTERN

A3426	1 ½" O.D.
A3426B	2" O.D.
A3426C	3" O.D.
A3426D	4" O.D.

LIGHT PATTERN

A3426F	1 ½" O.D.
A3426G	2" O.D.
A3426H	3" O.D.
A3426J	4" O.D.

6 per Box



SOLDER & LEAD POT

8" Diameter

A3464

3 per Box



LADLE

Stock	Cavity Diameter	Pound Capacity
A3481	4"	3 ½"

12 per Box



CURVED SHOWER BAR

Adjustable from 41" to 63"

A3987	Chrome
A3988	Satin Nickel

Individually Packed

SHOWER BARS & ACCESSORIES

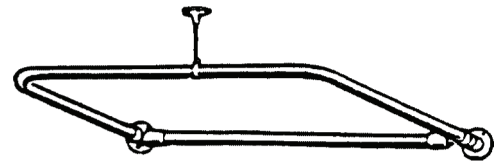


STRAIGHT SHOWER CURTAIN BAR
(WITH ROUND FLANGES & SCREWS)
Polished Aluminum

Stock	Size	Length
A3980	1"	5'
A3981	1"	5½'
A3982	1"	6'

***Note:** To order aluminum bar (less flange) add suffix "X" to stock number.

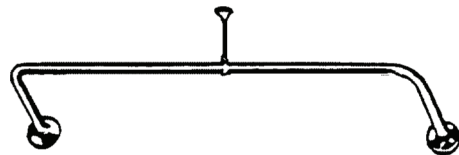
50 per Master Carton



"D" SHOWER BAR
(COMPLETE WITH FLANGES & SUPPORTS)
Polished Aluminum

1 Piece	Size	Unassembled
A3996A	1" x 4'	A3996A-KD
A3997A	1" x 4½'	A3997A-KD
A3998A	1" x 5'	A3998A-KD

3 per Carton / Order Un-Assembled for UPS Shipments



"U" SHOWER CURTAIN BAR
(COMPLETE WITH FLANGES & SUPPORTS)
Polished Aluminum

1 Piece	Size	Unassembled
A4000A	1" x 4'	A4000A-KD
A4001A	1" x 4½'	A4001A-KD
A4002A	1" x 5'	A4002A-KD

***Note:** To order "U" bar only (less trim) add suffix "X" to stock number.

3 per Carton / Order Un-Assembled for UPS Shipments



"L" SHOWER CURTAIN BAR
(WITH JUMBO FLANGES)
Polished Aluminum

A4009A	1" x 5'	2 Piece
A4010A	1" x 5½'	2 Piece
A4011A	1" x 6'	2 Piece
A4012A	1" x 5'	1 Piece
A4013A	1" x 5½'	1 Piece
A4014A	1" x 6'	1 Piece

***Note:** To order "L" bar (less trim) add suffix "XX" to stock number. If required ceiling support instead of jumbo flanges, add suffix "X" to number.

3 per Carton



CEILING & WALL SUPPORT
(COMPLETE WITH WOOD SCREWS)

Sets	Size	Rods Only
A4005	8"	A4005R
A4020	12"	A4006
A4020B	18"	A4006B
A4020C	24"	A4006C
A4020D	30"	A4006D
A4020E	36"	A4006E

1 per Box / 12 per Master




3-WAY SHOWER ROD KIT
(FOR STRAIGHT, L, OR SMALL U-BAR SHOWER ROD)

A3986 White

Individually Carded / 20 per Carton

SHOWER BARS & ACCESSORIES



"SPEED-WAY" SHOWER ROD HOLDER

(ADJUSTABLE)

Fits 1" Tubular bars or rods. No screws required. Knurled collar locks bar in place. Rubber caps protect wall.

A3995	Plastic
A3995Z	Chrome Plated Zinc

1 Set per Box / 12 Boxes per Carton



"D" & "U" BAR COMPONENT KITS

A3998KIT	"D" Bar Kit	1 Kit per Bag w/ Header
A4002KIT	"U" Bar Kit	

Note: "U" bar kit does not contain "D" bar loops

Each



LOOPS

(FOR "D" BAR BACK BAR)
1" O.D.

A3998B

1 Pair per Bag / 12 per Box




"L" END SECTION ONLY

(LESS FLANGES)
1" Polished Aluminum

A4008A

3 per Carton



LOOP & FLANGE

Fits 1" Bar

A4019F	Loop	12 per Box
A4019G	Flange	12 per Box
A4019FG	Loop / Flange	1 Set per Poly / 12 per Box



RECTANGULAR JUMBO WALL FLANGE

(WITH SET SCREW & WOOD SCREW)
Chromed Plated • Fits 1" Bars

A4021

1 Pair per Bag / Each / 6 per Box



ROUND CURTAIN ROD FLANGE

(COMPLETE WITH WOOD SCREWS)

2½" Chrome Plated • Fits 1" Bars with Set Screw

A4023B

Each / 12 Pairs per Box



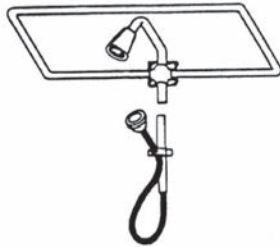
PORTABLE ADD-ON SHOWER

(FOR THE CAMPGROUND, BASEMENT, TUBS-ON-LEGS OR VACATION HOME)

Includes the Following: 24" x 80" Curtain Frame and Mounting Hardware • Shower Arm Riser • Hose • Shower Curtain • Curtain Pins • Shower Head with Bushing • Brackets

A4027STU

Individually Packaged / 6 per Case



PORTABLE OBLONG SHOWER

Chrome

(WITH 2" BALL JOINT HEAD)

A4027 24" x 30" Shown

A4027B 24" x 42" Shown

(WITH RISER ON NARROW END)

A4030B 24" x 42"

(REPLACEMENT PARTS)

A4027C 24" x 30" Oblong Bar Only

A4027D 24" x 42" Oblong Bar, Master Bracket & 24" Support Rod

A4027E 24" x 42" Oblong Bar, Master Bracket & 24" Support Rod with Narrow End Mount

A4027F Bent Riser Tube Only

A4035 Master Bracket Only for Portable Shower

Individually Boxed

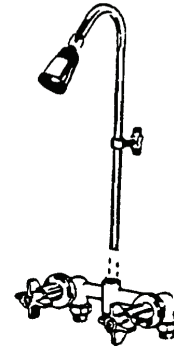


PORTABLE SHOWER

(LESS RING, WITH 2" BALL JOINT HEAD)

A4028B

Individually Boxed



GOOSE NECK TWO-VALVE SHOWER

Brass Chrome Plated • 6" Center Set

A4030

Individually Boxed



ADD-ON SHOWER

(WITH AUTO DIVERTER SPOUT AND BALL JOINT HEAD)

Chrome Plated • Over the Rim Pattern

A4032 Shown

A4031E Riser Only (Top & Bottom)

A4031EB Riser Bottom Only

A4031ES Riser Strap Only, Chrome Plated

A4232 Spout Only

Individually Boxed



INDUSTRIAL SHOWER

(WITH BALL JOINT HEAD)

IPS Connection

A4034

Individually Boxed

PORTABLE SHOWERS, ADD-ON-SHOWERS, ACCESSORIES



ADD-ON SHOWER

(WITH CODE PATTERN BATH COCK)

Brass Chrome Plated • 24" x 42" D-Bar with 58" Riser • Fits Leg Type Tub

A4036	Complete as shown
A4036D	Shower Less D-Bar with Ball Joint Head & Wall Support
A4031E	Riser Only (Top & Bottom)
A4031EB	Riser Bottom Tube Only
A4233CP	Code Pattern Faucet Only

Individually Boxed



ADD-ON SHOWER

(WITH BATH COCK)

Brass Chrome Plated • 24" x 42" D-Bar with 62" Riser • Fits Leg Type Tub

A4031B	Complete as shown
A4031	Shower Less D-Bar with 2" Ball Joint Head & Wall Support
A4031E	Riser Only (Top & Bottom)
A4031EB	Riser Bottom Tube Only
A4033	Master Tee Bracket & D-Bar with 24" Ceiling Support. Fits 4031 & 4036 Add-On Showers.
A4033B	Master Tee Bracket
A4233	Diverter Faucet Only


Individually Boxed



PORTABLE SHOWER TUBE

A4038	5½' Long
A4038B	8' Long

12 per Box



PORTABLE SHOWER TUBE COUPLING & BRACKET

Chrome Plated

A4038C	¾" Female Coupling
A4038D	Forked Bracket

12 per Box



"SNAP-ON" CURTAIN HOOKS

Steel Zinc Chromate

A4041	100 per Box
A4041C	12 per Poly



SHOWER DOOR ROLLERS

¾"

A4042

1 Pair per Poly



SHOWER ARM FLANGE

Chrome Plated	
A4044	With Set Screw
Polished Brass	
A4044PB	With Set Screw
Polly Bagged with Header / Each / 12 per Box	



SHOWER HEAD & ARM

(LESS FLANGE)	
Chrome Plated Plastic • 2" Diameter • ½" IPS Ball Joint • 1 Piece Pre-Assembled	
A4056PA	
Polly Bagged with Header / Each / 6 per Box	



OFFSET SHOWER ARM

½" x 17"	
A4056F	
Individually Boxed / Bulk	



90° BENT SHOWER ARM

Brass Chrome Plated • ½" x 11½"	
A4059	With Flange
A4060	Less Flange
6 per Box	



BENT SHOWER ARM

(LESS FLANGE)	
½" IPS	
Brass Chrome Plated	
A4056B	6" Long
A4056C	8" Long
A4056D	10" Long
A4056E	12" Long
Polished Brass	
A4056BPB	6" Long
Polly Bagged with Header / Each / 12 per Box	



BENT SHOWER ARM

(WITH FLANGE)	
½" IPS	
Brass Chrome Plated	
A4058B	6" Long
A4058C	8" Long
A4058D	10" Long
A4058E	12" Long
Polished Brass	
A4058BPB	6" Long
Polly Bagged with Header / Each / 12 per Box	



BALL JOINT SHOWER HEAD

Chrome Plated • 4" Diameter • ½" IPS • Imported

A4062

Individually Packed



LAFAYETTE SUPER SPRAY SHOWER HEAD

Chrome Plated Plastic • 2" O.D. Face • ½" Female IPS

(NON-METALLIC BALL JOINT / IMPORTED)

A4065T Individually Carded / 12 per Box

A4065B 12 Boxes per Carton

(BRASS BALL JOINT)

A4065C Individually Carded / 12 per Box / T

A4065D 12 Boxes per Carton

(CHROME PLATED ZINC)

A4065M Individually Boxed



DELUXE PULSATING MASSAGE SHOWER

(WITH 59" CHROME PLATED HOSE)
Imported

A4066

Individually Display Packed



THE INCREDIBLE SHOWER HEAD

Chrome Plated Plastic • ½" IPS •
Built-in self compensating flow controls limits water flow.
Saves up to 70% in energy and water.

DOMESTIC

A4063 Individually Carded / 12 per Box

IMPORTED

A4063B 1 per Poly / 12 per Box



"MIDGET" SHOWER HEAD

Brass Chrome Plated • ½" IPS •
Brass Ball Joint • Domestic

A4064

Bulk Packed



"MIDGET" SHOWER HEAD

Chrome • ½" IPS Metal Ball Joint • Imported

A4064SP

Individually Packed



DELUXE PULSATING SHOWER HEAD

Chrome • ½" IPS Metal Ball Joint • Imported

A4066A

Individually Packed



SHOWER HEADS, BATH SPRAYS & WATER MIXERS



BRACKET ASSEMBLY

Chrome • ½" IPS Metal Ball Joint • Imported

A4066HT

Individually Packed



HANDSHOWER KIT

Chrome • Single Function • 59" Hose and Wall Bracket

A4069

Individually Packed



"SPEAKMAN" STYLE SHOWER HEAD

2 ¾"

A4072

Chrome Plated

Individually Packed / 6 per Carton



ADJUSTABLE FLOW BALL JOINT SHOWER HEAD

Chrome Plated Zamac • 2½" O.D. Face • ½" IPS • Imported

A4075

1 per Box / 12 per Carton

A4075C

1 per Card / 12 per Box / T



DELUXE ADJUSTABLE FLOW SHOWER HEAD

Extra Heavy Solid Brass Chrome Plated • ½" IPS Ball Joint • Self cleaning. Needle to flush water flow. Removable water saver with 2.75 GPM flow at 80 PSI.

(STANDARD 1 ¾" FACE / IMPORTED)

A4067

1 per Box

A4067C/T

1 per Card

(MEDIUM 2 ¼" FACE)

A4068

1 per Box

A4068C/T

1 per Card / T

(LARGE 3" FACE)

A4070

1 per Box

A4070C

1 per Card

A4070PB

Polished Brass

1 per Box

A4070PBC

Polished Brass

Ind. Packed

Individually Packaged



"SPEAKMAN" SHOWER HEAD

Chrome • ½" IPS • Domestic

A4073

Series 2252

2 ¾" Face

A4074

Series 2253

2 ¼" Face

Individually Packed



SHOWER VOLUME CONTROL VALVE

½" IPS • Chrome Plated Brass


A4075B

1 per Box

A4075BC

1 per Poly

SHOWER HEADS, BATH SPRAYS & WATER MIXERS



Shower Head Adapter
(FOR GERBER)
Chrome Plated

A4061G ½" IPS x 1 ¼" x 14T
Individually Bagged



CONSERV-A-SHOWER SHOWER HEAD

Chrome Plated Plastic • 2" Diameter •
½" IPS Metal Ball Joint • Built-in self compensating
flow control limits flow of water to 3 GPM.

A4079

1 per Card / 6 per Box / T




WATER MIXER
(WITH FIXED SPOUT)

Brass Chrome Plated • Adjustable from 6 7/8" to 11" • Imported

A4080

1 per Poly / 6 per Box / 144 per Master



5 ½" PLAIN SHOWER HEAD

A4082

Individually Boxed



IMPROVED WATER FLOW RESTRICTOR

(SAVES UP TO 70% IN ENERGY & WATER)


Converts existing shower head to flow controlled shower head.

COMPARISON GALLONS PER MINUTE

Water Pressure PSI	With Restrictor GPM	Without Restrictor GPM
20	1.4	5
40	2.0	9
60	2.5	12

A4076 Reinforced with Brass Each / Bulk

A4077 All Rubber Each / Bulk



SHAMPOO & MASSAGE BATH SPRAY

(ASSORTED COLORS)
3 ½" Nipple Spray Head

A4081

1 per Poly / 24 per Carton



SHOWER HEAD

(WITH ADJUSTABLE SHOWER ARM)
6"

A4083

6 per Carton



SHOWER HEADS, FAUCET HOSE CONNECTORS



DURST FREE FLOW SHOWER HEAD

Chrome With Rubber Tips

A4084

Polly Bagged with Header / Each / 100 per Carton



WHITE PRISM SHOWER HEAD

With Shut Off

A4085

Polly Bagged with Header / Each / 100 per Carton



BATH SPRAY BULB

Nickel Plated Steel

A4088

12 per Box



FIT-ALL BATH SPRAY BULB

Rubber • Fits any bath tub or faucet spout.

A4089

12 per Box



BATH FAUCET NOZZLE

Chrome Plated Brass • 1/4" IPS Male Threads • Fits most light pattern bath cocks and Durst A171.

A4093B

12 per Box



COMBINATION FAUCET HOSE ADAPTER

Nickel Plated Brass • Fits combination faucet spouts with aerator thread. Connects washing machine with garden hose.

A4102

12 per Box



LAUNDRY FAUCET CONNECTOR

(FEMALE)

Screw onto laundry faucet for permanent, leak-proof connection. Changes in seconds from washing machine to aerator use.

A4105

12 per Box



"CLAMP-ON" SNAP NIPPLE CONNECTOR

(WITH SMALL DIAMETER NIPPLE)

Rubber connector that never needs to be removed. Fits all faucet spouts. Stainless steel clamp assures leak-proof connection. Snap nipple permits split-second change from washing machine or dishwasher.

A4113

1 per Poly / 12 per Box / 48 per Master

FAUCET & HOSE CONNECTORS



DUAL THREAD SNAP NIPPLE CONNECTOR

(NON-AERATING WITH MESH SCREEN & 2 WASHERS, LARGE DIAMETER NIPPLE)
1⁵/₁₆" Male x 7/8" Female

A4114A 1 per Poly

A4114BA Bulk

Polly Bagged with Header / Each / Bulk



HOSE FAUCET SNAP NIPPLE CONNECTOR

(FEMALE, NON-AERATING WITH LARGE DIAMETER NIPPLE)

Fits all hose faucets and garden hoses with outside threads.

A4118 1 per Poly

A4118B Bulk

Polly Bagged with Header / Each / Bulk



CHICAGO FAUCET CO. AERATOR ADAPTER

Brass Chrome Plated • 1³/₁₆" Female x 1⁵/₁₆" Male

A4120P 1 per Poly

A4120B Bulk

Polly Bagged with Header / Each / Bulk



A4123H/HB



A4124H/HB

WASHING MACHINE HOSE SNAP ON COUPLER

Instantly connects washing machine hose to snap nipple.

Fits Snap Nipple with Small Diameter

A4123H 1 per Poly

A4123HB Bulk

Fits Snap Nipple with Large Diameter

A4124H 1 per Poly

A4124HB Bulk

Polly Bagged with Header / T / Each / Bulk



DUAL THREAD AERATOR

1⁵/₁₆" x 7/8" Dual Aerator Thread Hose by Hose Thread Adapter

A4121P

Polly Bagged with Header / T / Each / Bulk



DUAL THREAD FAUCET TO HOSE ADAPTER

Brass Chrome Plated •

1⁵/₁₆" x 7/8" Dual Aerator Diameter by Hose Thread •
Remove aerator and screw on hose.
Simply screw connector onto faucet.

A4122P 1 per Poly

A4122PB Bulk

Polly Bagged with Header / T / Each / Bulk



DUAL THREAD SNAP FITTING CONNECTOR

(NON-AERATING WITH MESH SCREEN AND 2 WASHERS, SMALL DIAMETER NIPPLE)

1⁵/₁₆" Male x 7/8" Female • Quick change from aerator to snap connect / disconnect to hose.

A4124 1 per Poly

A4124B Bulk

Polly Bagged with Header / T / Each / Bulk



AERATOR ADAPTER

(REGULAR MALE)

¹⁵/₁₆" Male • Double male converts female spout to male permitting the use of regular female aerator. Fits regular female faucets with inside threads.

BRASS CHROME PLATED

A4125A 1 per Poly

A4125AB Bulk

DELIRIN PLASTIC

A4125P 1 per Poly

A4125B Bulk

12 Cards per Box / T / 25 Bulk per Box



SMALL AERATOR ADAPTER

(¹³/₁₆" MALE)

Brass Chrome Plated • ¹³/₁₆" Male x ¹⁵/₁₆" Male • Converts female spout with ¹³/₁₆" diameter to regular ¹⁵/₁₆" permitting the use of a regular female aerator • Fits Kohler, Central and Indiana Brass, Speakman and Savoy faucets.

A4125D 1 per Poly

A4125DB Bulk

2 Cards per Box / T / 25 Bulk per Box



SMALL AERATOR ADAPTER

(³/₄" FEMALE FOR PRICE PFISTER)

Brass Chrome Plated • ³/₄" Female x ¹⁵/₁₆" Male • Converts male spout with ³/₄" diameter to regular ¹⁵/₁₆" female aerator.

A4126E 1 per Poly

A4126EB Bulk

12 Cards per Box / T / 25 Bulk per Box



LAVATORY LEGS

(LESS TOWEL BAR, UNIVERSAL TYPE FOR CHINA BASIN)
Stainless Steel • ⁷/₈" Hexagon Design • Bright Finish

A4160

1 pair per Box / 12 per Carton



CHICAGO FAUCET CO. AERATOR ADAPTER

Brass Chrome Plated • ¹¹/₁₆" x ¹⁵/₁₆" Double Male • Converts female spout with ¹¹/₁₆" diameter to regular ¹⁵/₁₆" female aerator.

A4126F 1 per Poly

A4126FB Bulk

12 Cards per Box / T / 25 Bulk per Box

Notes:

BATH SPRAY & SHOWER UNITS/ACCESSORIES



**DURST COMBINATION DELUXE
BATH SPRAY & SHOWER UNIT**
(WITH WALL MOUNT BRACKET)

- Unbreakable deluxe spray head with chrome shield
- High quality chrome plated brass handle
- Furnished with 5' brass chrome plated flexible hose

A4260	Less Shutoff D-60	1 lb. 6 oz. / 6 per Master
A4265	With Shutoff D-65	1 lb. 6 oz. / 6 per Master

Display Boxed



**DURST COMBINATION STANDARD
BATH SPRAY & SHOWER UNIT**
(WITH WALL MOUNT BRACKET)

- Unbreakable spray head
- Ball joint bracket mounts quickly and easily on wall
- Furnished with 5' brass chrome plated flexible hose

A4210	Less Shutoff	1 lb. 6 oz. / 6 per Master
A4210B	With Shutoff	1 lb. 6 oz. / 6 per Master



DIVERTER VALVE WITH A4210 KIT

Adds diverter valve between existing shower arm and head. Lever diverts water flow from regular shower head to combination bath spray / shower.

A4211

2 lbs. / 1 per Display Box / 3 per Master



DIVERTER SPOUT WITH A4210 KIT

Adds diverter bath spout. Lifting plunger of diverter spout, water flow is diverted from spout to spray head.

A4212

2 lbs. 9 oz. / 1 per Display Box / 3 per Master



DIVERTER FAUCET WITH A4210 KIT

Replaces old tub faucets with chrome plated diverter bath faucet. Lifting plunger on faucet's spout diverts water flow from spout to spray head.

A4213

4 lbs. 4 oz. / 1 per Display Box / 3 per Master



DIVERTER SPOUT NIPPLE ADAPTER

Chrome Plated • ½" x ¾" Male Threads •
Connects telephone shower hose to diverter spouts
with ¾" female swivel nut.

A4235

12 per Box



BATH FAUCET ADAPTER

Nickel Plated • ½" Male IPS •
Connects bath cocks A168 & A171 to ½" IPS
outlet to take telephone shower hose.

A4236

12 per Box



FLEXIBLE METAL HOSE

(FOR DURST BATH SPRAY AND SHOWER)
 ½" IPS Double Female

A4227	5' Length	Each / 6 per Box
A4228	6' Length	Each / 6 per Box
A4229	Washers Only	100 per Box

STRETCHABLE METAL HOSE

(FOR DURST BATH SPRAY AND SHOWER)

A4224	Stretches 60" - 79"	Each / 6 per Box
A4225	Stretches 79" - 102"	Each / 6 per Box



HAND SHOWER

(FOR DURST SHOWER UNITS)
 Plastic • ½" Male IPS Connection

A4230	
A4230B	With Push Button Shut-Off
Poly Bagged w/ Header / T	




AUTOMATIC BATH FAUCET

Chrome Plated Brass • 3 ¾" Center Set •
 Fits A4031B & 4036 Add-On Showers for Old Fashioned
 Tub on Legs • These faucets replace existing bath faucets,
 and allows the use of a telephone shower.

A4233	Diverter Bath Faucet
A4233CP	Chrome Plated Code Pattern

Individually Packed



WALL BRACKET

(FOR DURST FLEXIBLE BATH SPRAY & SHOWER UNITS)
 Plastic • Fits A4210 / A4210B • Ball joint swivels to
 any desired position. Head can be removed for
 hand showering. Comes with screws and anchors.

A4226

3 per Box



DIVERTER VALVE

(FOR DURST BATH & SHOWER FLEXIBLE HOSE)
 ½" IPS • Fits between existing shower head and arm.
 Vertical male connection attaches to metal flexible hose.

A4231	Brass Chrome Plated Heavy Pattern
A4231P	Plastic Chrome Plated
Poly Bagged w/ Header / T	



AUTOMATIC DIVERTER SPOUT

(FOR DURST BATH & SHOWER UNIT HOSE)
 Zamac Chrome Plated with Plastic Back •
 ½" Female IPS Adapter & Swivel Nut

A4232

Individually Boxed



ADAPTER & REPAIR PART

Use for A4233

A4237	Swivel Adapter for A4233
A4239	Gate & Lift Rod for A4233

Individually Packed

BATHROOM & SHOWER ACCESSORIES



SPRING ROLLER
(FOR TOILET PAPER HOLDER)

Plastic

A4150

36 per Box



SOAP DISH

A4280

6 per Box



TOILET TISSUE HOLDER

A4277

6 per Box



TUMBLER & TOOTHBRUSH HOLDER

A4281

6 per Box



TOILET PAPER HOLDER

(WITH PLASTIC ROLLER / FOR RECESSED INSTALLATION)

A4317

Individually Boxed



SOAP HOLDER

(FOR RECESSED INSTALLATION)
Plastic soap tray for recessed soap holder.

A4314P

Individually Boxed



WALL SOAP DISH

A4319

12 per Box



TOILET TISSUE HOLDER

A4327

12 per Box



TUB SOAP DISH

A4320

12 per Box



TOWEL BARS

Chrome Plated • 3/4" Square Pattern

A4275	18" Set	1 per Box
A4276	24" Set	1 per Box
A4276B	30" Set	1 per Box
A4275X	Brackets Only	50 Sets Boxed per Master
A4275XA	18" Bar Only	50 Bulk per Master
A4275XB	24" Bar Only	50 Bulk per Master
A4275XC	30" Bar Only	50 Bulk per Master



TOWEL BAR

A4331	12" Long
A4332	18" Long
A4333	24" Long
	6 per Box



18" DOUBLE TOWEL BAR

A4341
6 per Box



PAPER TOWEL HOLDER

A4336
12 per Box



NU-BAR TOWEL BAR

24" Long • Standard Square Pattern •
Spring ends allow for perfect fit.

A4290	Clear	1 per Display Bag
A4290A	White	1 per Display Bag
A4290B	Black	1 per Display Bag
A4291	36" Clear	1 per Display Bag




WALL GRAB BAR

(WITH MOUNTING HARDWARE)
Stainless Steel Bar • Concealed Screws

1 1/4" Bar	Length	1 1/2" Bar	
A4300A	12"	—	Ind. Bagged / 24 per Case
A4300B	16"	—	Ind. Bagged / 24 per Case
A4300C	18"	—	Ind. Bagged / 24 per Case
A4300D	24"	A4301D	Ind. Bagged / 24 per Case
A4300E	30"	A4301E	Ind. Bagged / 12 per Case
A4300F	36"	A4301F	Ind. Bagged / 12 per Case
A4300G	42"	A4301G	Ind. Bagged / 12 per Case
A4300H	48"	A4301H	Ind. Bagged / 12 per Case

Notes:

HOSE NOZZLES, ACCESSORIES



A4589B



A5795R

FILTER HOSE WASHER

A4589PB	All Plastic	Bulk
A4589B	Metal Screen	Bulk

GARDEN HOSE WASHERS

A5795R	Cloth Inserted	100 per Box
A5796	With Tabs	Poly Bagged / 10 Pack
A5797	With Tabs	Poly Bagged / 100 Pack



HOSE THREAD CAPS

A4629	Brass	Bulk
A4629A	Plastic	Bulk/72 per Master



HEAVY DUTY TWIST NOZZLE

Solid Brass • Fully adjustable from fine mist to full steam • Positive shut-off • Rustproof and leak resistant.

A4621

Carded / 24 per Box



DELUXE HEAVY DUTY HOSE NOZZLE

A high quality nozzle surrounded by high-impact plastic to protect user's hands from excessively hot or cold water flow. Ribbed handle for easy gripping. Solid metal nozzle with rustproof brass valve spray mechanism. Threaded nose for hook-up to car washer, hand sprays, insecticide jars, etc.

A4625HD

Carded / 12 per Box



DELUXE LEVER ACTION HOSE NOZZLE

Rugged, die cast, solid metal construction. Rustproof brass valve spray mechanism. Smooth lever operation with positive shut-off. Leak-resistant. Lock clip for non-stop flow.

A4627

Carded / 12 per Box



DELUXE HEAVY DUTY HOSE NOZZLE

Ribbed handle for easy gripping. All plastic with rustproof brass valve spray mechanism. Threaded nose and locking clip. Fits all garden hoses.

A4625HP

Carded / 12 per Box



DELUXE HEAVY DUTY HOSE NOZZLE

Rubber coated metal handle. Rustproof brass valve spray mechanism. Threaded nose and locking clip. Fits all garden hoses.

A4625HR

Carded / 12 per Box

HOSE NOZZLES, ACCESSORIES, HOSE NIPPLES



HOSE NOZZLE

All plastic. Eight (8) spray patterns. Fits all garden hoses.

A4623

12 per Carton



HEAVY DUTY HOSE NOZZLE

Rubber coated metal handle. Rustproof brass valve. Six (6) spray patterns with locking clip. Fits all garden hoses.

A4624

12 per Carton



HYDRANT CONNECTION

All Brass • 2½" NYFD Female x ¾" Male Hose Thread

A4630

12 per Box



HOSE NIPPLE

(SWIVEL TYPE)

Solid Brass • Double Female

A4631	½" IPS x ¾" Hose	Bulk
A4631X	½" IPS x ¾" Hose	Carded
A4631B	¾" IPS x ¾" Hose	Bulk
A4631BC	¾" IPS x ¾" Hose	Carded
A4631C	¾" Double Female Hose	Bulk
A4631CX	¾" Double Female Hose	Carded

12 Cards per Box / Each / Bulk



HOSE NIPPLE

Solid Brass • Double Female

A4632	½" IPS x ¾" Hose	Bulk
A4632C	½" IPS x ¾" Hose	Carded
A4633	¾" IPS x ¾" Hose	Bulk
A4633C	¾" IPS x ¾" Hose	Carded
A4633D	¾" Double Female Hose	Bulk

12 Cards per Box / Each / Bulk




HOSE NIPPLE

Solid Brass • Double Male Thread

A4634	½" IPS x ¾" Hose	Bulk
A4634C	½" IPS x ¾" Hose	Carded
A4635	¾" IPS x ¾" Hose	Bulk
A4635C	¾" IPS x ¾" Hose	Carded
A4635B	¾" Double Male Hose	Bulk
A4635BC	¾" Double Male Hose	Carded

12 Cards per Box / Each / Bulk

HOSE NIPPLES, HOSE FITTINGS



HOSE NIPPLE


(3 WAY COMBINATION)

Solid Brass • 3/4" IPS x 3/4" Hose Thread •
1/2" IPS Female Tapping

A4635D Bulk

A4635DC Carded

12 Cards per Box / Each / Bulk



1 1/4" IPS x 3/4" MALE HOSE ADAPTER

(SUMP PUMP ADAPTER)

A4639

Bulk Packed



A4636



A4637

HOSE NIPPLE

Solid Brass • Male x Female Thread

A4636 1/2" Female IPS x 3/4" Male Hose Bulk

A4636C 1/2" Female IPS x 3/4" Male Hose Carded

A4637 3/4" Female IPS x 3/4" Male Hose Bulk

A4637X 3/4" Female IPS x 3/4" Male Hose Carded

12 Cards per Box / Each



HOSE NIPPLE

Solid Brass • Male x Female

A4637B 1/2" Male IPS x Female Hose Bulk

A4637BC 1/2" Male IPS x Female Hose Carded

A4637C 3/4" Male IPS x Female Hose Bulk

A4637CX 3/4" Male IPS x Female Hose Carded

12 Cards per Box / Each



CLINCHING HOSE COUPLING

Wrought Brass

A4643-12 1/2"

A4643-34 3/4"

A4643-58 5/8"

12 Cards per Box / Each



CAST HOSE COUPLINGS

Solid Brass

A4650B-12 1/2"

A4650B-34 3/4"

A4650B-58 5/8"

Each / 10 per Box



CLINCHING HOSE COUPLING

(FEMALE END)

Wrought Brass

A4643F-12 1/2"

A4643F-34 3/4"

A4643F-58 5/8"

12 Cards per Box / Each



CLINCHING HOSE COUPLING

(MALE END)

Wrought Brass

A4643M-12 1/2"

A4643M-34 3/4"

A4643M-58 5/8"

12 Cards per Box / Each



CAST HOSE COUPLING
(FEMALE)
Solid Brass

A4650BF-12	1/2"
A4650BF-34	3/4"
A4650BF-58	5/8"

10 per Box



CAST HOSE COUPLING
(MALE)
Solid Brass

A4650BM-12	1/2"
A4650BM-34	3/4"
A4650BM-58	5/8"

10 per Box



MALE HOSE COUPLING
Plastic

A4651C	7/16" x 1/2"
A4653C	5/8" x 3/4"

Each / 10 per Box



FEMALE HOSE COUPLING
Plastic

A4652C	7/16" x 1/2"
A4654C	5/8" x 3/4"

Each / 10 per Box



HOSE MENDER
Plastic

A4655C	7/16" x 1/2"
A4656C	5/8" x 3/4"

Each / 10 per Box



PLAIN HOSE COUPLING
Wrought Brass

A4657-12	1/2"
A4657-34	3/4"
A4657-58	5/8"

12 Cards per Box / 48 Cards / 72 Bulk per Master



PLAIN HOSE COUPLING
(FEMALE END)
Wrought Brass

A4657F-12	1/2"
A4657F-34	3/4"
A4657F-58	5/8"

12 Cards per Box / 48 Cards / 72 Bulk per Master



PLAIN HOSE COUPLING
(MALE END)
Wrought Brass

A4657M-12	1/2"
A4657M-34	3/4"
A4657M-58	5/8"

12 Cards per Box / 48 Cards / 72 Bulk per Master



STAINLESS STEEL WORM GEAR CLAMPS

(FOR HOSE RUBBER TUBING, VINYL TUBING & PLASTIC PIPE)

(WITH CADMIUM PLATED SCREW)			Clamp Diameter		(ALL STAINLESS STEEL)		
Stock No. Imported	Stock No. Domestic	Series No.	Min.	Max.	Series No.	Stock No. Imported	Stock No. Domestic
A4673-4R	A4673-4	B4	7/32"	5/8"	B4S	A4674-4R	A4674-4
A4673-6R	A4673-6	B6	7/16"	25/32"	B6S	A4674-6R	A4674-6
A4673-8R	A4673-8	B8	1/2"	29/32"	B8S	A4674-8R	A4674-8
A4673-10R	A4673-10	B10	9/16"	11/16"	B10S	A4674-10R	A4674-10
A4673-12R	A4673-12	B12	11/16"	1 1/4"	B12S	A4674-12R	A4674-12
A4673-16R	A4673-16	B16	1 3/16"	1 1/2"	B16S	A4674-16R	A4674-16
A4673-20R	A4673-20	B20	1 3/16"	1 3/4"	B20S	A4674-20R	A4674-20
A4673-24R	A4673-24	B24	1 1/16"	2"	B24S	A4674-24R	A4674-24
A4673-28R	A4673-28	B28	1 5/16"	2 1/4"	B28S	A4674-28R	A4674-28
A4673-32R	A4673-32	B32	1 9/16"	2 1/2"	B32S	A4674-32R	A4674-32
A4673-36R	A4673-36	B36	1 13/16"	2 3/4"	B36S	A4674-36R	A4674-36
A4673-40R	A4673-40	B40	2 1/16"	3"	B40S	A4674-40R	A4674-40
A4673-44R	A4673-44	B44	2 5/16"	3 1/4"	B44S	A4674-44R	A4674-44
A4673-48R	A4673-48	B48	2 9/16"	3 1/2"	B48S	A4674-48R	A4674-48
A4673-52R	A4673-52	B52	2 13/16"	3 3/4"	B52S	A4674-52R	A4674-52
A4673-56R	A4673-56	B56	3 1/16"	4"	B56S	A4674-56R	A4674-56
A4673-64R	A4673-64	B64	3 9/16"	4 1/2"	B64S	A4674-64R	A4674-64
A4673-72R	A4673-72	B72	4 1/8"	5"	B72S	A4674-72R	A4674-72
A4673-88R	A4673-88	B88	5 1/8"	6"	B88S	A4674-88R	A4674-88
A4673-104R	A4673-104	B104	6 1/8"	7"	B104S	A4674-104R	A4674-104

10 per Box / 100 per Master

MINIATURE HOSE CLAMPS

(WITH CADMIUM PLATED SCREW)		Clamp Diameter		(ALL STAINLESS STEEL)	
Stock No. Domestic	Series No.	Min.	Max.	Series No.	Stock No. Domestic
A4672A	M8P	1/2"	29/32"	M8S	A4672D
A4672A-3	6203	5/16"	7/8"	62606	A4672D-3

10 per Box / 100 per Master



SNAP-ATTACH HOSE COUPLING
(COMPLETE COUPLING)
Brass • Fits A4123H

A4687


12 Cards Bulk per Box



SNAP-ATTACH HOSE NIPPLE
(FEMALE END)
Brass • Interchangeable with A4119PB

A4687F

12 per Box / 72 per Master



SIAMESE HOSE CONNECTION

Allows the use of 2 hoses from one faucet.

A4688	Brass	Bulk
--------------	-------	------

A4688B	Chrome Zamac	Carded
---------------	--------------	--------

12 Cards per Box / Each / Bulk



SIAMESE HOSE SHUT-OFF VALVE

Allows the use of 2 hoses from one faucet with the capacity of shutting off one while the other remains in use.

A4692C	Plastic	Carded
---------------	---------	--------

A4693B	Chrome Zamac	Carded
---------------	--------------	--------

6 Cards per Box / Each / Bulk



SHUT-OFF VALVE

Plastic Hose

A4694

Individually Packed / 12 per Box

Notes:

FITTING & FLUE BRUSHES, CLEANING PADS & TOOLS



ROUND FLUE BRUSH

(SINGLE SPIRAL)
1/4" IPS Connection

A5000	2"
A5001	2 1/2"
A5002	3"

Individually Boxed / Bulk



FIBER FLUE BRUSH

(MOUND SINGLE SPIRAL)

A5000F	2"
A5001F	2 1/2"
A5002F	3"
A5004F	4"

Individually Boxed / Bulk



SWEAT FITTING CLEANING BRUSH

(WITH HANDLE)

A5030	3/8"
A5031	1/2"
A5032	3/4"
A5033	1"

12 per Box



OUTSIDE COPPER CLEANING BRUSHES

A5031B	1/2"
A5032B	3/4"

12 per Box



6" x 9" CLEANING PADS

A5038

10 Pads per Package



"4-IN-1" COPPER CLEANING TOOL

A5039

12 per Carton

COMPOUND BRUSH, EMERY CLOTH



PIPE JOINT COMPOUND BRUSH

7" Overall Length • Wood Handle

A5015

24 per Box



EMERY CLOTH (FOR COPPER TUBING) Medium Grit Abrasive

A5034	1 ½" x 25 Yards
--------------	-----------------

A5035	1 ½" x 10 Yards
--------------	-----------------

A5036	1 ½" x 5 Yards
--------------	----------------

A5036A	1 ½" x 2 Yards
---------------	----------------

Individually Boxed



ALUMINUM OXIDE MESH CLOTH

1 ¼" x 5 yards

A5037

Individually Boxed

Notes:

COMPRESSION FITTINGS

For 1/2" Copper Use 5/8" O.D. Fittings • For 3/4" Copper Use 7/8" O.D. Fittings



COMPRESSION ELBOW
(DOUBLE COMPRESSION)
Brass • Series 65

O.D. Compression x O.D. Compression

A5300	1/8"	12 per Box
A5301	3/16"	12 per Box
A5302	1/4"	12 per Box
A5303	5/16"	12 per Box
A5304	3/8"	12 per Box
A5305	1/2"	Bulk
A5306	5/8"	Bulk
A5306F	7/8"	Bulk



COMPRESSION TEE
Brass • Series 64

Compression x Compression x Compression

A5307	1/8"	12 per Box
A5308	3/16"	12 per Box
A5309	1/4"	12 per Box
A5310	5/16"	12 per Box
A5311	3/8"	12 per Box
A5312	1/2"	Bulk
A5312B	5/8"	Bulk
A5312F	7/8"	Bulk



COMPRESSION X MALE IPS ELBOW
Brass • Series 69

O.D. Compression x Male IPS

A5313	1/8"	1/8"	12 per Box
A5314	3/16"	1/8"	12 per Box
A5315	1/4"	1/8"	12 per Box
A5316	1/4"	1/4"	12 per Box
A5316B	1/4"	3/8"	12 per Box
A5317	5/16"	1/8"	12 per Box
A5318	5/16"	1/4"	12 per Box
A5319	5/16"	3/8"	12 per Box
A5320	3/8"	1/8"	12 per Box
A5321	3/8"	1/4"	12 per Box
A5322	3/8"	3/8"	12 per Box
A5322B	3/8"	1/2"	Bulk
A5323	1/2"	3/8"	Bulk
A5324	1/2"	1/2"	Bulk
A5324B	1/2"	3/4"	Bulk
A5325	5/8"	1/2"	Bulk
A5325A	5/8"	3/8"	Bulk
A5325B	3/4"	3/4"	Bulk



COMPRESSION UNION
Brass • Series 62

O.D. Compression x O.D. Compression


A5352	1/8"	12 per Box
A5353	3/16"	12 per Box
A5354	1/4"	12 per Box
A5355	5/16"	12 per Box
A5356	3/8"	12 per Box
A5357	1/2"	Bulk
A5358	5/8"	Bulk
A5358B	3/4"	Bulk
A5358F	7/8"	Bulk

REDUCING UNIONS

O.D. Compression x O.D. Compression

A5354B	3/16"	1/4"	12 per Box
A5355B	5/16"	1/4"	12 per Box
A5356B	3/8"	1/4"	12 per Box
A5357B	3/8"	5/16"	12 per Box
A5357C	1/2"	3/8"	12 per Box
A5358C	5/8"	3/8"	12 per Box
A5358E	5/8"	1/2"	12 per Box

For 1/2" Copper Use 5/8" O.D. Fittings • For 3/4" Copper Use 7/8" O.D. Fittings



COMPRESSION CONNECTION

(MALE)

Brass • Series 68

O.D. Compression x Male IPS			
A5326	1/8"	1/8"	12 per Box
A5327	3/16"	1/8"	12 per Box
A5328	1/4"	1/8"	12 per Box
A5329	1/4"	1/4"	12 per Box
A5329B	1/4"	3/8"	12 per Box
A5329C	1/4"	1/2"	12 per Box
A5330	5/16"	1/8"	12 per Box
A5331	5/16"	1/4"	12 per Box
A5332	5/16"	3/8"	12 per Box
A5332B	5/16"	1/2"	12 per Box
A5333	3/8"	1/8"	12 per Box
A5334	3/8"	1/4"	12 per Box
A5335	3/8"	3/8"	12 per Box
A5335B	3/8"	1/2"	12 per Box
A5335C	1/2"	1/4"	12 per Box
A5336	1/2"	3/8"	12 per Box
A5337	1/2"	1/2"	12 per Box
A5337C	1/2"	3/4"	12 per Box
A5337D	5/8"	3/8"	Bulk
A5337B	5/8"	1/2"	Bulk
A5337E	5/8"	3/4"	Bulk
A5338B	3/4"	3/4"	Bulk
A5338F	7/8"	3/4"	Bulk



COMPRESSION CONNECTION

(FEMALE)

Brass • Series 66

O.D. Compression x Female IPS			
A5339	1/8"	1/8"	12 per Box
A5340	3/16"	1/8"	12 per Box
A5341	1/4"	1/8"	12 per Box
A5342	1/4"	1/4"	12 per Box
A5342B	1/4"	3/8"	12 per Box
A5342C	1/4"	1/2"	12 per Box
A5343	5/16"	1/8"	12 per Box
A5344	5/16"	1/4"	12 per Box
A5345	5/16"	3/8"	12 per Box
A5346	3/8"	1/8"	12 per Box
A5347	3/8"	1/4"	12 per Box
A5348	3/8"	3/8"	12 per Box
A5348B	3/8"	1/2"	12 per Box
A5349	1/2"	3/8"	12 per Box
A5349A	1/2"	1/2"	12 per Box
A5349B	1/2"	3/4"	Bulk
A5349C	5/8"	3/8"	Bulk
A5350B	5/8"	1/2"	Bulk
A5350C	5/8"	3/4"	Bulk
A5351	3/4"	1/2"	Bulk
A5351B	3/4"	3/4"	Bulk
A5351C	7/8"	3/4"	Bulk



SCHRADER VALVES

(SNIFTER)

A5298	1/8"
A5299	1/4"

1 per Poly Bag



NEW DISHWASHER ADAPTER

A5322NS	3/4" Female Hose x 3/8" OD Comp
----------------	---------------------------------

6 per Box

COMPRESSION FITTINGS



COMPRESSION NUT

Brass • Series 61


O.D. Compression		
A5359	1/8"	12 per Box
A5360	3/16"	12 per Box
A5361	1/4"	12 per Box
A5362	5/16"	12 per Box
A5363	3/8"	12 per Box
A5364	1/2"	12 per Box
A5365	5/8"	12 per Box
A5365B	3/4"	Bulk
A5366	7/8"	Bulk



COMPRESSION SLEEVE

Brass • Series 60

O.D. Compression		
A5368	1/8"	100 per Box
A5369	3/16"	100 per Box
A5370	1/4"	100 per Box
A5371	5/16"	100 per Box
A5372	3/8"	100 per Box
A5373	1/2"	100 per Box
A5374	5/8"	Bulk
A5374C	7/8"	Bulk



COMPRESSION NEEDLE VALVE


O.D. Compression		
A5367B	1/4"	Each
A5367D	3/8"	Each



COMPRESSION SLEEVE

Plastic

A5370P	1/4"	100 per Box
A5372P	3/8"	100 per Box
6 per Box		




EZ-CONNECT™ ADAPTER SUPPLY STOP EXTENDER TEE

NO NEED TO: Install a new water line, replace a good 2-way stop with a 3-way stop or to shut off the water supply to an entire house.

A5376	3/8" x 3/8" x 1/4"
A5377	3/8" x 3/8" x 3/8"

Poly Bagged with Header / 6 per Box



COMPRESSION CAP

Brass


A5439B	1/4"	12 per Box
A5440	3/8"	12 per Box
A5440A	1/2"	12 per Box
A5440B	5/8"	12 per Box

SAE FLARE FITTINGS



ELBOW
(SAE x MALE IPS)
Brass • Series 49

SAE x IPS			
A5378	3/16"	1/8"	12 per Box
A5379	1/4"	1/8"	12 per Box
A5380	1/4"	1/4"	12 per Box
A5382	5/16"	1/4"	12 per Box
A5383	5/16"	3/8"	12 per Box
A5384	3/8"	1/8"	12 per Box
A5385	3/8"	1/4"	12 per Box
A5386	3/8"	3/8"	12 per Box
A5386B	3/8"	1/2"	12 per Box
A5387	1/2"	3/8"	12 per Box
A5388	1/2"	1/2"	12 per Box
A5388B	5/8"	1/2"	12 per Box
A5388C	1/2"	3/4"	12 per Box



ELBOW
(SAE x FEMALE IPS)
Brass • Series 50

SAE x IPS			
A5451	3/8"	1/4"	12 per Box
A5452	3/8"	3/8"	12 per Box
A5453	3/8"	1/2"	12 per Box
A5455	1/2"	3/8"	12 per Box
A5457	1/2"	3/4"	12 per Box
A5458	5/8"	1/2"	12 per Box



ELBOW
(SAE x SAE)
Brass • Series 55

SAE		
A5389	1/8"	12 per Box
A5390	3/16"	12 per Box
A5391	1/4"	12 per Box
A5392	5/16"	12 per Box
A5393	3/8"	12 per Box
A5394	1/2"	12 per Box
A5394B	5/8"	12 per Box



SAE NUT
(SAE x SAE)
Brass • Series 41S

SAE		
A5414	1/8"	12 per Box
A5415	3/16"	12 per Box
A5416	1/4"	12 per Box
A5417	5/16"	12 per Box
A5418	3/8"	12 per Box
A5419	1/2"	12 per Box
A5419B	5/8"	12 per Box



COMPRESSION PLUG
Brass

O.D.		
A5434	3/8"	25 per Poly
A5434A	1/2"	25 per Poly
A5434B	5/8"	25 per Poly
A5434C	1/4"	25 per Poly
A5434D	5/16"	25 per Poly

SAE FLARE FITTINGS



MALE CONNECTOR

(SAE x MALE IPS)
Brass • Series 48

SAE x IPS

Part Number	SAE	IPS	Quantity
A5395	1/8"	1/8"	12 per Box
A5397	3/16"	1/8"	12 per Box
A5398	1/4"	1/8"	12 per Box
A5399	1/4"	1/4"	12 per Box
A5400	5/16"	1/8"	12 per Box
A5401	5/16"	1/4"	12 per Box
A5402	5/16"	3/8"	12 per Box
A5403	3/8"	1/8"	12 per Box
A5404	3/8"	1/4"	12 per Box
A5405	3/8"	3/8"	12 per Box
A5405B	3/8"	1/2"	12 per Box
A5405C	3/8"	3/4"	12 per Box
A5406	1/2"	3/8"	12 per Box
A5407	1/2"	1/2"	12 per Box
A5407B	5/8"	1/2"	12 per Box
A5407C	3/4"	3/4"	12 per Box
A5407E	1/2"	3/4"	12 per Box
A5407F	5/8"	3/4"	12 per Box



FEMALE CONNECTION

(SAE x FEMALE IPS)
Brass • Series 46

SAE x IPS

Part Number	SAE	IPS	Quantity
A5472	1/4"	1/8"	12 per Box
A5474	5/16"	1/8"	12 per Box
A5476	3/8"	1/8"	12 per Box
A5477	3/8"	1/4"	12 per Box
A5478	3/8"	3/8"	12 per Box
A5479	3/8"	1/2"	12 per Box
A5480	3/8"	3/4"	12 per Box
A5481	1/2"	1/4"	12 per Box
A5482	1/2"	3/8"	12 per Box
A5483	1/2"	1/2"	12 per Box
A5483B	1/2"	3/4"	12 per Box
A5484	5/8"	3/8"	12 per Box
A5485	5/8"	1/2"	12 per Box
A5485B	5/8"	3/4"	12 per Box
A5486	3/4"	1/2"	12 per Box



SWIVEL NUT UNION

3/8" Flare

A5441

12 per Carton




FLARE PLUG

A5442 1/4"

A5443 3/8"

12 per Carton



TEE
(THREE-WAY SAE)
Brass • Series 44

SAE		
A5408	1/8"	12 per Box
A5410	1/4"	12 per Box
A5411	5/16"	12 per Box
A5412	3/8"	12 per Box
A5413	1/2"	12 per Box
A5413B	5/8"	12 per Box



SAE UNIONS
Brass • Series 42

SAE			
A5420	1/8"		12 per Box
A5421	3/16"		12 per Box
A5422	1/4"		12 per Box
A5423	5/16"		12 per Box
A5424	3/8"		12 per Box
A5425	1/2"		12 per Box
A5426	5/8"		12 per Box
Reducing Union Series 42R			
A5432	1/2"	3/8"	12 per Box
A5433	5/8"	3/8"	12 per Box
A5433B	5/8"	1/2"	12 per Box



SEAL CAP
(SAE FLARE)
Brass • Series 44

A5435	1/4"	12 per Box
A5436	5/16"	12 per Box
A5437	3/8"	12 per Box
A5438	1/2"	12 per Box
A5439	5/8"	12 per Box



IPS HEX NIPPLE
Brass

IPS x IPS			
A5515	1/8"	1/8"	12 per Box
A5515B	1/4"	1/4"	12 per Box
A5515C	3/8"	3/8"	12 per Box
A5515E	1/4"	1/8"	12 per Box
A5515F	3/8"	1/8"	12 per Box
A5515G	3/8"	1/4"	12 per Box
A5515H	1/2"	3/8"	12 per Box
A5515J	3/4"	1/2"	12 per Box

Notes:



MALE HOSE BARB

	I.D. Hose x IPS		
A5508	1/4"	1/8"	12 per Box
A5508B	1/4"	1/4"	12 per Box
A5508C	1/4"	3/8"	12 per Box
A5508D	5/16"	1/4"	12 per Box
A5508E	3/8"	1/4"	12 per Box
A5508F	3/8"	3/8"	12 per Box
A5508G	1/2"	3/8"	12 per Box
A5508H	1/2"	1/2"	12 per Box



FEMALE HOSE BARB

	I.D. Hose x IPS		
A5512	1/4"	1/8"	12 per Box
A5512B	1/4"	1/4"	12 per Box
A5512C	1/4"	3/8"	12 per Box
A5512D	5/16"	1/4"	12 per Box
A5512E	3/8"	1/4"	12 per Box
A5512F	3/8"	3/8"	12 per Box
A5512G	1/2"	3/8"	12 per Box
A5512H	1/2"	1/2"	12 per Box



HOSE SPLICER

	I.D. Hose	
A5509	1/4"	12 per Box
A5509B	5/16"	12 per Box
A5509C	3/8"	12 per Box
A5509D	1/2"	12 per Box

Notes:



FAUCET WASHERS

KORKY EASY SORT FAUCET WASHER

(FOR HOT OR COLD WATER)

Flat Type • High quality, color coded washers.

	Size	
A5690-14S	¼" S	00
A5690-14M	¼" M	0
A5690-14R	¼" R	Regular
A5690-14L	¼" L	Large
A5690-38R	⅜" R	Regular
A5690-38M	⅜" M	Medium
A5690-38L	⅜" L	Large
A5690-12R	½" R	Regular
A5690F	Assorted Sizes	

100 per Plastic Container / Order by the Box Only

KORKY EASY SORT FAUCET WASHER

(FOR HOT OR COLD WATER)

Bevel Type • High quality, color coded washers.

	Size	
A5691-14S	¼" S	00
A5691-14M	¼" M	0
A5691-14R	¼" R	Regular
A5691-14L	¼" L	Large
A5691-38R	⅜" R	Regular
A5691-38M	⅜" M	Medium
A5691-38L	⅜" L	Large
A5691-12R	½" R	Regular
A5691B	Assorted Sizes	

100 per Plastic Container / Order by the Box Only

KORKY EASY SORT WASHER ASSORTMENT

(FOR HOT OR COLD WATER)

Flat / Bevel Type

A5692

500 Pieces per Plastic Box

KORKY EASY SORT HOMEPACK FAUCET WASHER ASSORTMENT

(FOR HOT OR COLD WATER)

22 pieces includes 16 washers and 6 screws packed in a clear, hinged plastic box.

A5693	Flat
A5694	Beveled

22 Pieces per Pack

NEOPRENE FAUCET WASHER

(FOR HOT OR COLD WATER)

Bevel Type • Tough neoprene rubber compound withstands rough faucet seats. Can't spill or swell.

	Size	
A5700-00	¼" S	00
A5700-0	¼" M	0
A5700-14R	¼" R	Regular
A5700-14L	¼" L	Large
A5700-38R	⅜" R	Regular
A5700-38M	⅜" M	Medium
A5700-38L	⅜" L	Large
A5700-12R	½" R	Regular
A5700-12L	½" L	Large
A5700-58R	⅝" R	Regular
A5700-34R	¾" R	Regular
A5700B	Assorted Sizes	

100 per Plastic Container / Order by the Box Only

NEOPRENE FAUCET WASHER

(FOR HOT OR COLD WATER)

Flat Type • Finest quality washer; flexible for easy shut off. Rigid for long wear.

	Size	
A5701-00	¼" S	00
A5701-0	¼" M	0
A5701-14R	¼" R	Regular
A5701-14L	¼" L	Large
A5701-38R	⅜" R	Regular
A5701-38M	⅜" M	Medium
A5701-38L	⅜" L	Large
A5701-12R	½" R	Regular
A5701-12L	½" L	Large
A5701-58R	⅝" R	Regular
A5701-34R	¾" R	Regular
A5701B	Assorted Sizes	

100 per Plastic Container / Order by the Box Only

FAUCET WASHERS & ASSORTMENTS

"GRIZZLY" FAUCET WASHERS

A precision molded rubber washer with a distinctive red color.

Bevel Type		Flat Type
A5702-00	¼" S	A5702A-00
A5702-0	¼" M	A5702A-0
A5702-14R	¼" R	A5702A-14R
A5702-14L	¼" L	A5702A-14L
A5702-38R	⅜" R	A5702A-38R
A5702-38M	⅜" M	A5702A-38M
A5702-38L	⅜" L	A5702A-38L
A5702-12R	½" R	A5702A-12R
A5702B	Assorted	A5702F

100 per Plastic Container / Order by the Box Only

A5704	Assorted	A5704A
--------------	----------	---------------

20 per Pack

FIBER WASHER ASSORTMENT

A5794

Each / 1 Kit per Box



DURATEX WASHER ASSORTMENT

Flat and bevel.

A5802

Each



DURATEX WASHER ASSORTMENT

20 assorted washers & 4 brass screws packed in clear, hinged plastic boxes.

A5799 Bevel Washers

A5800 Flat Washers

Order by Display Only / 24 Boxes per Display



FAUCET MAINTENANCE KIT

Contains more than 375 solid brass screws & faucet washers.

A5803 Bevel Washers

A5804 Flat Washers

Individually Boxed



CRANE FAUCET WASHERS

Dialese Pattern • 7/16" I.D. x 13/16" O.D.

A5738D

50 per Box



CRANE FAUCET WASHERS

Cork Cap Washer • Fits Dialese Stem

A5738F

50 per Box



AQUA-SEAT DIAPHRAGM
(FOR AMERICAN STANDARD)
Fits Deck & Lavatory

A5730

25 per Box



SEAT WASHER
(FOR GERBER OR STERLING 3 VALVE DIVERTER STEM)
Neoprene • Fits Gerber Faucets 90-380 •
Fits Sterling Faucets 0723-15

A5732

25 per Box



WASHER
(FOR AMERICAN STANDARD)
Fits Colony • Fits Cadet • Small Cup

A5733

25 per Box



HANDLE ADAPTER
Fits Dialese Handle

A5738E

25 per Box



WASHER
(FOR PRICE PFISTER DIVERTER STEM)

A5739

25 per Box



GARDEN HOSE WASHERS
(RUBBER)
(CLOTH-INSERTED)

A5795R

Order by Bag Only



A5796



A5797

NEOPRENE HOSE WASHERS
With Tabs • Black

A5796

Order by Bag Only / 10 Pack

A5797

Order by Bag Only / 100 Pack



FAUCET NUT PACKING
(STRAIGHT CUT, FOR SHOWER STEMS)

A5805

CENTRAL

A5805B

GERBER

A5805C

PRICE PFISTER

100 per Box



WATER GAUGE REPAIR KIT
(LESS GLASS)

A5862

12 per Box



GAUGE WASHERS
(GLASS)

Stock	Size	Diam.	Hole	Height
A5861B	5/8" S	13/16"	9/16"	1/4"

100 per Box



MACK WASHERS

Stock	Size	Use
A5873	1 1/4"	Basin
A5874	1 3/8"	Basin
A5875	1 1/2"	Bath Tub

24 per Box



NEW STYLE SINK GASKET
Fits Sink Funnel A2495, A2496

Stock	O.D.	I.D.	Height
A5876	2 1/2"	1 3/8"	1/4"

12 per Box



GARBAGE DISPOSAL GASKET
(FOR MOST UNITS)

A5886

12 per Box



WASTE & OVERFLOW WASHER
(FLAT RUBBER)
Fits Tub Shoe

Stock	O.D.	I.D.	Thick
A5888	2 1/2"	1 7/8"	1/8"

24 per Box

BALLCOCK, WASTE LINE & TRAP WASHERS



2-HOLE BALLCOCK WASHER
(FOR AMERICAN STANDARD)

A5891


24 per Box



FLUSH VALVE SEAL
(FOR AMERICAN STANDARD)
Fits Series N-3055

A5892

1 per Poly



BEVELED WASHER
(FOR FLUSH VALVE)

Stock	O.D.	I.D.
A5895	3 x 7/16"	2 1/4"

24 per Box



FLANGED SPUD WASHER

Stock	Size
A5896	1 1/4"
A5897	1 1/2"
A5898	2"

REDUCING SPUD WASHER

A5899	2" x 1 1/4"
A5900	2" x 1 1/2"

URINAL SPUD WASHER

A5895B	3/4" x 1"
---------------	-----------

12 per Box



**RUBBER WASTE AND OVERFLOW
WASHER WITH TABS**

A5904A

12 per Box

WASTE LINE AND TRAP WASHERS



BEVELED WASTE & OVERFLOW WASHER

Molded Rubber

Stock	O.D.	I.D.	Bevel Thickness
A5904B	3"	2 1/4"	1/16" to 1/8"
A5904C	3"	1 7/8"	3/32" to 5/16"
A5904D	3 1/4"	2 1/4"	Sponge Rubber

12 per Box



BLUE RUBBER BEVELED SLIP JOINT WASHER

A5907	1 1/2" x 1 1/4"
A5907A	1 1/4"
A5907B	1 1/2"

25 per Box



SINK STRAINER WASHERS

Plain & Basket Type • Fits 4 1/2" Sink Strainers

Stock	O.D.	I.D.	Thick
A5905B	4 3/8"	3 1/2"	1/8"
A5905D	4 3/8" Steel	3 3/8"	-

24 per Box



TAILPIECE WASHER

Fits 1 1/2" IPS Slip Nut

A5912B	Polyethylene
A5912C	2-Ply Rubber & Cloth Flat
A5912D	Blue Rubber

100 per Box



SLIP JOINT WASHER

Beveled Polyethylene

Stock	Size
A5909	1 1/4"
A5910	1 1/2"
A5911	1 1/2" x 1 1/4"

100 per Box

Notes:


"O" RINGS

Buna-N Compound • Resists Deterioration and Abrasion • Extremely Low Water-Absorption Factor

Stock	Description	I.D.	O.D.	Thickness
A5913A	Arrowhead Brass, Crane, Dishmaster, Eljer, Moen, Sayco	1/2"	1 1/16"	3/32"
A5913AA	Delta	3 1/64"	5/8"	1/16"
A5913B	Central Brass, Crane, Eljer, Kohler, Sears, Sterling, Wards	5/16"	7/16"	1/16"
A5913BB	Moen	1 1/8"	1 3/8"	1/8"
A5913C	Crane, Milwaukee, P.U. Waste	3/4"	1"	1/8"
A5913CC	Kohler	3/4"	7/8"	1/16"
A5913D	Acme Brass, Kohler	1/4"	3/8"	1/16"
A5913DD	Delta	1 5/16"	1 1/2"	3/32"
A5913E	American Standard, Central Brass, Indiana Brass, Savoy, Sterling, Gerber, Wards	7/16"	5/8"	3/32"
A5913EE	Alamark	1"	1 3/16"	3/32"
A5913F	American Standard, Crane, Dishmaster No.11, Mullins, Price Pfister, Sayco, Shiable, Sears, Sterling	9/16"	3/4"	3/32"
A5913FF	Kohler	1 5/16"	1 1/16"	1/16"
A5913G	Briggs, Central Brass, Dishmaster, Kohler, Mullins, Republic, Schiable, Universal Rundle, Wards	1 1/16"	7/8"	3/32"
A5913GG	Eljer Lusterline	1 9/64"	3 7/64"	9/64"
A5913H	Arrowhead Brass, Price Pfister, Repcal, Sterling, Wards	3/8"	9/16"	3/32"
A5913HH	Moen No. 722-9A	1 9/32"	1 13/16"	3/32"
A5913J	American Standard, Arrowhead Brass, Price Pfister, Sears	5/8"	1 3/16"	3/32"

Stock	Description	I.D.	O.D.	Thickness
A5913JJ	Harcraft, Price Pfister	27/64"	35/64"	1/16"
A5913K	American Standard, Arrowhead Brass, Price Pfister, Sears	3/4"	1 5/16"	3/32"
A5913KK	Harcraft, Price Pfister	27/32"	1"	5/64"
A5913L	Eljer, Moen, Wards	13/16"	1 1/16"	1/8"
A5913M	Briggs, Central Brass, Mullins, Sterling	7/8"	1 1/8"	3/32"
A5913MM	American Standard, Crane, Eljer	5/8"	3/4"	1/16"
A5913NN	Delex, Delta, Eljer, Speakman	15/16"	1 1/8"	3/32"
A5913P	Crane, Delex, Delta, Harcraft, Repcal	7/8"	1 1/8"	1/8"
A5913PP	American Standard, Delta	1 1/8"	1 1/4"	1/16"
A5913Q	Delta, Moen	1 1/4"	1 1/2"	1/8"
A5913R	Speakman, Sears, Wolverine	15/16"	1 3/16"	1/8"
A5913RR	Speakman	1 5/8"	1 3/4"	1/16"
A5913S	Crane Stems	27/64"	45/64"	9/64"
A5913SS	American Standard	2"	2 3/16"	3/32"
A5913T	Crane, Sayco, Sears, Universal Rundle	3/8"	1/2"	1/16"
A5913TT	Gerber, Harcraft, Kohler	13/16"	15/16"	1/16"
A5913U	American Standard, Aqua Seal	1/2"	5/8"	1/16"
A5913UU	American Standard, Ball Cock	3/16"	5/16"	1/16"
A5913V	American Standard, Schiable	1 1/16"	1 3/16"	1/16"
A5913W	Delex, Other Manufacturers	1 1/16"	1 3/16"	1/16"

"O" RING CROSS REFERENCE



"O" RING KIT

(WITH PLASTIC BOX & SIZE IDENTIFYING CHART)
 25-Piece Deluxe Assortment in 16 Sizes •
 Resists Deterioration and Abrasion • Buna-N Compound •
 Extremely Low Water-Absorption Factor

A5914

1 Kit per Box



"O" RING TOOL


5" Over-All Length • For Easy Removal of All Sizes

A5915

1 per Poly / 6 per Box

Notes:

DURST Part #	KIRKHILL Part #	RADIATOR SPECIALTY Part #	WCM DANCO Part #
A5913AA	R42	-	-
A5913A	R43	4210	10
A5913B	R44	R206	6
A5913C	R45	R215	15
A5913D	R46	R205	5
A5913E	R47	4209	9
A5913F	R48	R211	11
A5913G	R49	R213	13
A5913H	R50	R208	8
A5913J	R51	R212	12
A5913K	R52	R214	14
A5913L	R53	R216	16
A5913M	R54	R992	17
A5913S	R55	R1004	-
A5913P	R56	R217	27
A5913T	R57	R207	7
A5913BB	R58	R221	43
A5913CC	R59	R995	30
A5913DD	R61	R991	25
A5913V	R62	R1006	26
A5913EE	R63	R996	20
A5913U	R64	R990	28
A5913FF	R65	R994	33
A5913GG	R66	-	-
A5913HH	R67	-	-
A5913JJ	R68	-	-
A5913KK	R69	-	-
A5913MM	R71	R229	40
A5913NN	R72	-	62
A5913R	R73	R218	18
A5913PP	R74	R1005	-
A5913Q	R75	R223	29
A5913RR	R76	-	52
A5913SS	R77	-	89
A5913TT	R78	-	32
A5913UU	R79	R203	36
A5913W	R80	R212A	67



RUBBER SQUARE CUT SLIP-JOINT WASHER

HEAVY PATTERN

A5920	1 ¼"
A5921	1 ½"
A5922	2"
A5923	1 ½" x 1 ¼"
A5923B	1 ½" x 1 ⅜"
A5924	1 ⅜"
A5925	2" x 1 ½"

*Note: Fits Waste & Overflow Tee. For Polyethylene Slip Joint Washers see page 175.

100 per Box



FIBER STEM WASHERS

Stock	Description	O.D.	I.D.	Thick.
A5930-4A	Sterling	1 ¾"	1 5/16"	1/16"
A5930-11E	Chicago	1 ¾"	1"	1/16"
A5930-16D	Gerber Deck	1 ¾"	31/32"	1/16"
A5930-18C	Briggs, Calco, Empire, United	1 3/32"	63/64"	3/32"
A5930-70D	American Brass	7/16"	25/32"	3/32"
A5930-80S	Price Pfister Shower Valves, Savoy	57/64"	1 1/32"	1/16"
A5930-W402	Gerber Shower	1 3/16"	1 1/8"	1/16"
A5930-W403	Price Pfister	7/8"	1 3/16"	1/16"
A5930-W500	—	7/8"	1 1/8"	1/16"


25 per Bag



RUBBER UNION WASHER

Stock	O.D.	I.D.	Union Size
A5994	1 ¼"	¾"	½"
A5995	1 ½"	1 5/16"	¾"
A5996	1 13/16"	1 ¼"	1"
A5997	2 1/8"	1 ½"	1 ¼"
A5998	2 7/16"	1 11/16"	1 ½"
A5999	2 13/16"	2 3/16"	2"

100 per Box



FIBER TRAP PLUG WASHER

Stock	O.D.	I.D.	Thickness
A5960	1 5/8"	1 11/32"	1/16"

100 per Box

Notes:

SHEET PACKING, RUBBER STOPPERS



SHEET PACKING

All Rubber

Stock	Size
A6004R	6" x 6"
A6005R	12" x 12"

12 Sheets per Box



SUCTION STOPPER

(FOR SINK, BASIN OR BATH)
4¾" Diameter

A6346

Individually Poly Bagged / 24 per Box



FIT-ALL STOPPER

Stock	Use	Size
A6297	Basin	1" to 1⅜"
A6297B	Tube	1½" to 2"

24 per Box / T



RUBBER STOPPER

White • Hollow

A6338	1⅛"
A6339	1¼"
A6341	1½"
A6342	1⅝"
A6343	1¾"
A6344	1⅞"
A6345	2"

24 per Box



TAPERED RUBBER STOPPER

White • Double Fit

Stock	Drain Size
A6347-78.1	⅞" to 1"
A6347-118.114	1⅛" to 1¼"
A6347-138.112	1⅜" to 1½"
A6347-158.134	1⅝" to 1¾"

Bulk / 12 per Box / T

RUBBER CRUTCH TIPS



Stock	Inside Diameter	Trade #	Stock
(BLACK RUBBER)			
A6382	3/8"	#15	A6382P
A6383	1/2"	#16	A6383P
A6384	5/8"	#17	A6384P
A6385	3/4"	#18	A6385P
A6386	7/8"	#19	A6386P
A6387	1"	#20	A6387P
Bulk 24 per Box		4 per Poly/12 per Box	
A6388	1 1/8"	#21	A6388P
A6389	1 1/4"	#22	A6389P
Bulk 12 per Box		4 per Poly Bag / 6 per Box	



Stock	Inside Diameter	Trade #	Stock
(WHITE RUBBER)			
A6390	3/8"	#15	A6390P
A6391	1/2"	#16	A6391P
A6392	5/8"	#17	A6392P
A6393	3/4"	#18	A6393P
A6394	7/8"	#19	A6394P
A6395	1"	#20	A6395P
Bulk 24 per Box		4 per Poly Bag / 12 per Box	
A6396	1 1/8"	#21	A6396P
A6397	1 1/4"	#22	A6397P
Bulk 12 per Box		4 per Poly Bag / 6 per Box	



RUBBER DOOR STOP

A6398	Bulk	3 Dozen per Box
A6398C	2 per Card	12 Cards per Box

Notes:

Coyne & Delaney / Sloan Flushometer Repair Parts / For Flushometer Maintenance Guide See Pages 302-305



REX FLUSHOMETER

(COYNE & DELANEY WITH VACUUM BREAKER)

Stock	Gallons	Series
A6410	3.5 / With 1" Angle Stop	401
A6410-1.6	1.6 / With 1" Aangle Stop	401

Individually Packed



REX FLUSHOMETER

(COYNE & DELANEY WITH VACUUM BREAKER)

Stock	Gallons	Back Inlet	Series
A6411	3.5 / Less Stop	1"	526
A6411-1.6	1.6 / Less Stop	1"	526
A6412	3.5 / Less Stop	1¼"	527
A6412-1.6	1.6 / Less Stop	1¼"	527

Individually Packed




REX URINAL FLUSHOMETER

(COYNE & DELANEY WITH VACUUM BREAKER)

Stock	Description	Series
A6412A	With ¾" Angle Stop	451

Individually Packed



CLOSET / URINAL WASHER SET

(SLOAN—GENUINE)

Stock	Description	Series
A6417A	9 Hole Fits Crown, Naval & Star	S-14A, CN68A
A6418B	4 Hole Fits Gem	G14A
A6419B	4 Hole Washer	To Fit G14A

12 per Box



FLUSHOMETER MAIN SEAT WASHER

(SLOAN—GENUINE)

Stock	Description	Series
A6421A	Fits Gem	G21

12 per Box



CLOSET / URINAL WASHER SET

(SLOAN—GENUINE)

Stock	Description	Series
A6417	Fits Crown, Naval & Star	S14AA
A6418	Fits Gem	G14AA

6 Sets per Box

Coyne & Delaney / Sloan Flushometer Repair Parts / For Flushometer Maintenance Guide See Pages 302-305



ZURN FLUSHOMETER

Stock	Gallons	Series
A6401	3.5	Z6000
A6402	1.6	Z6000
A6404	3.5	6024
A6405	1.6	6024

4 per Box



ZURN URINAL FLUSHOMETER

(SERIES Z6003)
3/4"

A6403

4 per Box



FLUSHOMETER DIAPHRAGM SETS

(COYNE, DELANEY—GENUINE)

Stock	Description	Series
A6425	Fits Rex Closet	107KC
A6425-1.6	Fits 1.6 Gallon Flush	107-1KC
A6425A	Fits Flushboy Closet	141KC
A6425A-1.6	Fits 1.6 Gallon Flush	F141-1KU
A6425AU	Fits Flushboy Urinal	141KU
A6425B	Fits Rex Urinal	107KU

Sets Packed Individually / 50 Sets per Box



PLASTIC GUIDE

(SLOAN—GENUINE)

Stock	Description	Series A163A
A6432	Fits Royal Closet	Domestic
A6432R	Fits Royal Closet	Imported

12 per Box



SLOAN ONE PIECE DISC

(GENUINE)

Stock	Description	Series A15A
A6434	Fits Royal	Domestic
A6434R	Fits Royal	Imported

12 per Box



SLOAN RELIEF VALVE

(GENUINE)

Stock	Description	Series A19AC
A6436	Fits Royal Closet	Genuine
A6436R	Fits Royal Closet	Domestic

Stock	Description	Series A19AU
A6437	Fits Royal Urinal	Genuine
A6437R	Fits Royal Urinal	Domestic

12 per Box

FLUSHOMETERS, PARTS & ACCESSORIES

Coyne & Delaney / Sloan Flushometer Repair Parts / For Flushometer Maintenance Guide See Pages 302-305



VACUUM BREAKER REPAIR KIT
(SLOAN, GENUINE)

Stock	Series
A6477	V-551-A

Individually Packed



VACUUM BREAKER REPAIR KIT
(FOR SLOAN #V-651-A)

Stock	Series
A6478	V-651-A

Individually Packed



REX COVER ASSEMBLY
(FOR COYNE & DELANEY #R109A)

Stock	Series
A6479	R109A


Individually Packed



VACUUM BREAKER
(COYNE, DELANEY—WITH VENTED TAIL PIECE, GENUINE)

Stock	Description	Series
A6480A	1 ¼" X 9" Tail Piece	50

25 per Box



FLUSHOMETER
(FOR SLOAN—WITH VACUUM BREAKER
& 1" INLET ANGLE STOP)

Stock	Description	Series
A6481	Gem	110
A6481-1.6	Gem	110
A6482	Regal	110
A6482-1.6	Regal	111

Individually Packed



FLUSHOMETERS
(FOR SLOAN—WITH VACUUM BREAKER
& ¾" INLET ANGLE STOP)
Urinal Type

Stock	Description	Series
A6486	Gem	186

Individually Packed

Coyne & Delaney / Sloan Flushometer Repair Parts / For Flushometer Maintenance Guide See Pages 302-305



SLOAN DIAPHRAGM WASHER
(GENUINE)

Stock	Description	Series A56A
A6438	Fits Royal	Genuine
Stock	Description	Series A156A
A6439B	Fits Royal	Genuine
A6439BR	Fits Royal	Domestic
12 per Box		



SLOAN CLOSET / URINAL WASHER SET
(GENUINE)

Stock	Description	Series
A6439	Fits Royal	A56AA
A6439C	Fits Royal	A156AA
6 Sets per Box		



SLOAN CLOSET / URINAL RE-BUILDING KIT
(GENUINE)

Stock	Description	Series A36A
A6440	Fits Royal Closet	Genuine
A6440R	Fits Royal Closet	Domestic
Stock	Description	Series A41A
A6440-1.6	Fits Royal Closet 1.6 Gallon	Genuine
A6440R-1.6	Fits Royal Closet 1.6 Gallon	Domestic
Stock	Description	Series A37A
A6440A	Fits Royal Urinal	Genuine
A6440AR	Fits Royal Urinal	Domestic
Stock	Description	Series A182A
A6440AR-1.6	Fits Royal Urinal	Domestic
12 per Box		



SLOAN RETRO WATER SAVER KIT
(GENUINE)

Stock	Description	Series A38A
A6440B	Fits Royal Closet	Genuine
A6440BR	Fits Royal Closet	Domestic
Individually Packed		



HANDLE SEAL
(GENUINE)

Stock	Description	Series B39
A6450B	Sloan	Genuine
A6450BR	Sloan	Domestic
A6451	Sloan	Domestic
25 per Box		

FLUSHOMETERS, PARTS & ACCESSORIES


Coyne & Delaney / Sloan Flushometer Repair Parts / For Flushometer Maintenance Guide See Pages 302-305



SLOAN FLUSHOMETER HANDLE ASSEMBLY (GENUINE)

Stock	Description	Series B32A
A6446	Fits Crown, Royal	Genuine
A6446R	Fits Crown, Royal	Domestic
Stock	Description	Series G36A
A6446A	Fits Gem	Genuine

Individually Packed



SLOAN FLUSHOMETER HANDLE REPAIR KIT (GENUINE)

Stock	Description	Series G50A
A6450A	Fits Gem	Genuine
Stock	Description	Series B50A
A6456	Fits Crown, Royal	Genuine
A6456R	Fits Crown, Royal	Domestic

12 per Box



PISTON ASSEMBLY (FOR SLOAN—GENUINE)

Stock	Description	Series
A6457	Fits Crown, Naval, Star	K60A, CN1002A

12 per Box



INSIDE COVER (SLOAN)

Stock	Description	Series
A6459	Sloan	A71

6 per Box



HANDLE GASKET (GENUINE)

Stock	Description	Series
A6452	Sloan / Leather	B11
A6467E	Fits Coyne, Delaney	R-26

12 per Box



PISTON ASSEMBLY (SLOAN)

Stock	Description	Series
A6460	Sloan	G1002A

6 per Box

FLUSHOMETERS, PARTS & ACCESSORIES

Coyne & Delaney / Sloan Flushometer Repair Parts / For Flushometer Maintenance Guide See Pages 302-305



PISTON ASSEMBLY
(Fits Gem)

Stock	Description	Series G1005A
A6461RK	Fits Gem	Domestic
6 per Box		




PISTON COVER
(SLOAN)

Stock	Description	Series
A6462	Sloan	G77
6 per Box		



CLOSET / URINAL PISTON ASSEMBLY
(FOR SLOAN—GENUINE)

Stock	Description	Series G75AC, G1003A
A6461	Fits Gem Closet	Genuine
A6461R	Fits Gem Closet	Domestic
Stock	Description	Series G76AU G1009A
A6461B	Fits Gem Urinal	Genuine
A6461BR	Fits Gem Urinal	Domestic
Stock	Description	Series G1007A
A6461C	Fits Gem Closet	G1007A
12 per Box		



FLUSHOMETER OPERATING ASSEMBLY
(FOR COYNE, DELANEY—GENUINE)

Stock	Description	Series
A6465	Rex	R107AC, 3AC
A6465-1.6	Rex	R107-1AC
A6465A	Fits Rex	R107AU
A6465B	Flush Boy	F141ACQ
A6465D	Fits Flush Boy	F141AU
6 per Box		



Piston Assembly

Stock	Description	Series G1016A
A6463	Sloan	Genuine
6 per Box		




FLUSHOMETER "O" RING
(FOR TAIL PIECE ON 1" ADJUSTABLE STOP, GENUINE)
1 1/8" O.D. x 1 3/16" I.D. x 3/32"

Stock	Description
A6463A	Fits Sloan
25 per Box	

FLUSHOMETERS, PARTS & ACCESSORIES

Coyne & Delaney / Sloan Flushometer Repair Parts / For Flushometer Maintenance Guide See Pages 302-305



FLUSHOMETER HANDLE ASSEMBLY (FOR COYNE, DELANEY—GENUINE)

Stock	Description	Series
A6466	Fits Flush Boy, Old Style Rex	R35A
A6467	Fits Flush Boy, New Style Rex	R333A

6 per Box



FLEXER GASKET

(FOR COYNE, DELANEY HANDLE ASSEMBLY, GENUINE)

Stock	Description	Series
A6467A	Fits Coyne, Delaney	R222-3

25 per Box



HANDLE OPERATING STEM

(FOR COYNE, DELANEY—GENUINE)

Stock	Description	Series
A6467B	Fits Flush Boy, New Style Rex	R223-2
A6467D	Fits Flush Boy, Old Style Rex	R33

12 per Box



AUXILIARY VALVE

(FOR COYNE, DELANEY—GENUINE)

Stock	Description	Series
A6468	Fits Rex	R114
A6473	Fits Flush Boy	F20

6 per Box



RUBBER BUMPER

(GENUINE)

Stock	Description	Series
A6469	Fits Coyne, Delaney	
A6469B	Fits Sloan	G-27

25 per Box



3 SLOT VACUUM BREAKER SLEEVE

Rubber

Stock	Description	Series
A6471	Fits Delaney, Sloan	Domestic

1 per Poly / 25 per Carton



SINGLE SLOT VACUUM BREAKER

Rubber

Stock	Description	Series
A6471A	Fits Delaney, Sloan	Domestic

1 per Poly / 25 per Carton

Coyne & Delaney / Sloan Flushometer Repair Parts / For Flushometer Maintenance Guide See Pages 302-305



VACUUM BREAKER
(SLOAN)

Stock	Description	Series
A6475	Fits Old Style D-100	V-500A
Individually Packed		



SLOAN VACUUM BREAKER
(GENUINE)

Stock	Description	
A6487	1 1/4" x 9" Tail Piece	Domestic
A6487R	1 1/4" x 9" Tail Piece	Imported
A6488	1 1/2" x 9" Tail Piece	Domestic
A6488R	1 1/2" x 9" Tail Piece	Imported
A6488A	3/4" x 9" Tail Piece	Domestic
A6488AR	3/4" x 9" Tail Piece	Imported
Individually Packed		



CONTROL STOP REPAIR KIT
(FOR SLOAN #541AST)


A6490

6 per Box



CONTROL STOP
(LESS NUT & NIPPLE)
Wheel Handle


Stock	Description	
A6470	Coyne Delaney Extension 3"	64-3
A6488C	3/4" Angle	
A6489C	1" Angle	
A6489CS	Straight	
Individually Packed		



GENERIC REPLACEMENT PARTS FOR DELANEY

A6425AR	Replaces Delaney F141KC
A6425AUR	Replaces Delaney F141-1KU
A6425R	Replaces Delaney R107-KC
A6425R-1.6	Replaces Delaney R107-1.6KC
A6465R	Replaces Delaney R107-3AC
A6465R-1.6	Replaces Delaney R107-1.6AC
A6466R	Replaces Delaney R35A
A6467AR	Replaces Delaney R222-3
A6467BR	Replaces Delaney R222-2
A6467DR	Replaces Delaney R33
A6467R	Replaces Delaney R333A

Each



MASTER REPAIR KIT

(FOR DELTA / DELEX & PEERLESS)

Kit contains (2) short seats, springs, white cam, packaging, (3) "O" Rings, and a wrench.

A6800-55

A6800-55BB With Brass Ball

A6800-55SS With Stainless Steel Ball

6 Sets per Box



DURST REPAIR KITS
(FOR DELTA / DELEX FAUCETS)

Stock	Description	Fits
A6800-8	(2) long seats, (2) short seats, and springs	Old & New Styles
A6800-9D	(2) short seats, and springs	New Style
A6800-9DL	(2) long seats, and springs	Old Style
A6800-10E	(2) seats, (3) "O" Rings, and (2) springs	Delex 2 Handle Series

6 Sets per Box



BULK REPLACEMENT SEATS & SPRINGS

(FOR DELTA / DELEX)

A6800-40 Short, New Style Seat

A6800-41 Long, Old Style Seat

A6800-42 Short, New Style Spring

A6800-43 Long, Old Style Spring

100 per Box




VALLEY REPAIR KIT

(#1001, FOR SINGLE LEVER DECK & SHOWER FAUCETS)

A6800-74

6 Sets per Box

Notes:



CORRUGATED DRAIN HOSE

(WITH EXPANDED END)

1" x 1 1/8" x 1 1/4" • Fits All • Hose Clamp Included.

B6902	5 Ft.
B6902A	8 Ft.

Individually Bagged



RUBBER DRAIN TUBING

Stock	I.D.	Wall	Boxed
B6913B	1"	3/16"	50 Ft.
B6916	7/8"	5/32"	50 Ft.
B6917	3/4"	5/32"	50 Ft.
B6918	5/8"	5/32"	50 Ft.

Note: For one-braid heater hose, refer to catalog numbers B14411, 14411A and 14411B.



SUMP PUMP DRAIN HOSE KIT

Kit contains 1 1/4" x 24' flexible poly tubing, hi-impact 1 1/4" adapter and galvanized clamp.

B6914	
B6915	With 1 1/2" Adapter

1 per Poly / 10 per Carton



TWIN WATER MIXER

Rubber Hose "Y" • High Pressure Type

B6915B

Individually Poly Bagged / 12 per Carton



SUMP PUMP CHECK VALVE

(UNIVERSAL TYPE)

Fits 1 1/2" Polyethylene or Standard 1 1/2" ABS/DMV Pipe • Works with any sump hose kit • Eliminates back flo.

B6930	1 1/2" IPS	6 per Box
A6930X	1 1/2" IPS	100 per Carton




PLASTIC ADAPTER

(FOR SUMP PUMPS & KITS)
PVC 1 1/2" SLIP X 1 1/4" MIPS

B6931

5 per Box

WASHING MACHINE PARTS, ACCESSORIES



SUMP PUMP CHECK VALVE

1½" Dual Rubber Boot with SS Clamps

B6933 Fits 1½" or 1¼" Pipe Imported

B6934 2" Pipe Imported

Each / Bulk




BLIND TRAP CAP NUT

1½" x 1½" Chrome Zamac

B6942

12 per Box



FABRIC LINT SNARE

(FOR LAUNDRY TUB & SINK DRAINS)

Keeps lint from clogging laundry tub & sink drains • Includes nylon ties.

B6940

2 per Poly



LINT TRAP

(FOR WASHING MACHINE DRAIN HOSE)

Aluminum Mesh • Includes 2 aluminum mesh screens and one clip • Prevents lint build-up.

B6943

2 per Poly/ 12 Cards per Box



DISHWASHER AIR GAP

(FOR DISHWASHER DISCHARGE HOSE)

Prevents waste from backing-up into dishwasher • Plastic • Imported

B6947

Individually Boxed



GOOSENECKS

Aluminum • Plain Hook

B6959B

1" O.D.

6 per Box

WASHING MACHINE PARTS, ACCESSORIES



TWIN-MIX CONNECTOR
(HOSE THREADED)

3/4" Hose Threads • Converts single hose connection into mixing valve when washer is portable or in a temporary location.

B6960	6 per Box
A6960T	Clamshell



DUAL WASHING MACHINE SHUT-OFF VALVE

Brass • Prevents flooding due to a burst hose.
A flick of the handle shuts off water supply.


B6965B	1/2" IPS x Sweat	Imported
B6965C	1/2" IPS x Sweat	Domestic
Individually Packed		



WASHING MACHINE FILL BOX WITH 1/4 TURN VALVES

B6969

Individually Packaged



WASHING MACHINE TEE

Brass

1 1/2" FIPS x 1 1/2" MIPS	Branch Size	1 1/2" Slip x 1 1/2" Slip
B6975	3/4" Male IPS x 1/2" Female IPS	B6980
B6977	3/4" Hose x 1/2" Female IPS	B6982
B6978	3/4" Hose x 1/2" Sweat	
6 per Box		



A5151ER

STAINLESS STEEL BRAIDED TUBE SUPPLIES

Imported

Stock	Size	Packed
With 3/8" OD Compression x 3/8" MIP Elbow		
A5151ER	48"	10
A5152ER	60"	10
A5153ER	72"	10



A5151NSER

STAINLESS STEEL BRAIDED TUBE SUPPLIES

Imported

Stock	Size	Packed
With 3/8" OD Compression x Female Garden Hose Swivel (New Style)		
A5151NSER	48"	10
A5152NSER	60"	10
A5153NSER	72"	10



**BRASS HY-WAY 3-PIECE HEAVY DUTY
DISHWASHER TAILPIECE**

Direct Connection • 1½" x 12" • Fits ⅝" - ¾" Hose •
With Solid Brass Nut

B6984

Each / 25 per Case



BRASS DISHWASHER BRANCH TAIL PIECE

Direct Connection • 1½" Female IPS

B6985 1½" x 8" Hose Connection

B6985-12 1½" x 12" Hose Connection

B6986 1½" x 12" x ⅞" O.D. Clamp Connection

Bulk



**BRASS DISHWASHER BRANCH
TAIL PIECE EXTENSION**

(LONG SWEEP)

Rough Brass • Regular Connection • 1½" O.D. Slip •
Branch is made of 4" long tubing with a ¼" bend
allowing for a non-kink ½" sweat connection.

B6991 1½" x 8"

Each / 25 per Case



BRASS DISHWASHER BRANCH TAIL PIECE

(LONG SWEEP)

Rough Brass • Direct Connection • 1½" Female IPS •
Long Sweep Allows for a non-kink ½" sweat connection •
Fits ⅝" Hose • With Solid Brass Nut

B6986C 1½" x 12"

Each / 25 per Case



DISHWASHER BRANCH TAIL PIECE

Plastic • Direct Connection • 1½" Female IPS

B6992 Fits 1½" x 8" x ⅞" O.D.
or 1½" x 8" x ⅝" I.D.
Clamp Connection

B6993 1½" x 8" x ¾" Clamp Connection

Bulk

Notes:



RUBBER WASHING MACHINE FILL HOSE (PREMIUM DOUBLE FEMALE)

	Domestic	
B7010P	4' x 3/8" I.D.	10 per Carton
B7011P	5' x 3/8" I.D.	10 per Carton
B7012P	6' x 3/8" I.D.	10 per Carton
B7013P	8' x 3/8" I.D.	10 per Carton
B7014P	10' x 3/8" I.D.	10 per Carton
B7015P	12' x 3/8" I.D.	10 per Carton
B7040P	4' x 1/2" I.D.	25 per Carton
B7041P	5' x 1/2" I.D.	25 per Carton
B7042P	6' x 1/2" I.D.	25 per Carton
B7043P	8' x 1/2" I.D.	25 per Carton
B7044P	10' x 1/2" I.D.	25 per Carton
B7044AP	12' x 1/2" I.D.	25 per Carton
	Imported	
B7010PR	4' x 3/8" I.D.	25 per Carton
B7011PR	5' x 3/8" I.D.	25 per Carton
B7012PR	6' x 3/8" I.D.	25 per Carton
B7013PR	8' x 3/8" I.D.	25 per Carton
B7014PR	10' x 3/8" I.D.	25 per Carton
B7015PR	12' x 3/8" I.D.	25 per Carton

Notes:



WASHING MACHINE HOSE (DOUBLE FEMALE)

High Pressure • Braided Stainless Steel • 3/4" x 3/4" Female

	Domestic	
B7040SS	4' x 3/4"	10 per Carton
B7041SS	5' x 3/4"	10 per Carton
B7042SS	6' x 3/4"	10 per Carton
	Imported	
B7040SSR	4' x 3/4"	25 per Carton
B7041SSR	5' x 3/4"	25 per Carton
B7042SSR	6' x 3/4"	25 per Carton
B7043SSR	8' x 3/4"	25 per Carton
B7044SSR	10' x 3/4"	25 per Carton
B7045SSR	12' x 3/4"	25 per Carton



WASHING MACHINE HOSE WITH 90° ELBOW END (PREMIUM DOUBLE FEMALE)

Rubber

B7051P	5' x 3/8" I.D.	
B7052P	6' x 3/8" I.D.	
		25 per Carton

WASHING MACHINE AND DISHWASHER ACCESSORIES



HOSE
(PREMIUM MALE X FEMALE)

B7062P 6' x 3/8" I.D.
25 per Carton



WASHING MACHINE HOSE

Blue and Red Hoses for Easy Identification •
3/8" x 6' Hoses • High Pressure • Female x Female Inlet

B7016P

10 per Carton




**STAINLESS STEEL WASHING MACHINE
HOSE WITH 90° ELBOW END**

B7041SSRA 5' x 3/4"

B7042SSRA 6' x 3/4"

12 per Box



DISHWASHER DISPOSAL CONNECTOR

All Rubber • Connects drain hose to disposal connection and
branch tail piece • Fits most units • Complete with 4 Clamps

B6987

1 per Poly



DISHWASHER SUDS STOPPER

Rubber

B6989A

1 per Poly / 12 per Box



GARBAGE DISPOSAL STOPPER

(FIT-ALL)

Rubber • 4 1/4" — Fits Most Units

B6988

1 per Poly / 12 per Box



GARBAGE DISPOSAL SPLASH GUARD

(FIT-ALL)

Rubber • Snap-It Type • Fits Most Units

B6989

1 per Poly / 12 per Box



HEAVY DUTY WRENCHES

(DURST)

Full floating hook jaw assures positive, instant grip. Adjusting nut allows for easy setting to pipe size. Malleable iron handle has convenient hang-up hole for display.

IMPORTED

Stock	Size	Pipe Cap.	Lbs. (each)	Lbs. (Box)
B8009-8	8"	1"	3/4	5 1/4
B8009-10	10"	1 1/2"	1 3/4	11
B8009-14	14"	2"	3 1/2	22 1/4
B8009-18	18"	2 1/2"	5 3/4	35 3/4
B8009-24	24"	3"	9 3/4	59 1/2


6 per Box



HEAVY DUTY SELF-ADJUSTING PIPE WRENCH

B8010	10"
B8014	14"

Individually Carded



COPPER TUBE CUTTER

(DURST WITH REAMER)

1/8" to 1 1/8" O.D. Capacity

B8390C	Tube Cutter	1 per Card / 6 per Box
B8390CW	Cutter Wheel	Poly Bagged w/ Header



GENERAL AUTO-CUT COPPER TUBING CUTTER

Just snap it on tube, close gate, and rotate.

B8396	1/2"	ATC-12
B8397	3/4"	ATC-34


Individually Carded



"GENERAL" TUBING CUTTERS & PARTS

B8392	Tubing Cutter 1/8" to 1 1/8"	General 120
B8394	"Mini" Tubing Cutter 1/8" to 5/8"	General 123R
B8393	Tubing Cutter 1/4" to 1 1/2"	General 125
B8395	Replacement Cutter Wheels	General RW121

Individually Carded / 6 per Box




COPPER TUBE CUTTER

(DURST WITH TWIN REAMER)

Heavy Duty • 1/4" to 1 1/2" O.D. Capacity

B8401	Tube Cutter	1 per Card / 6 per Box
B8401W	Cutter Wheel	Poly Bagged w/ Header




FLARING TOOL

(DURST WITH BALL BEARING ACTION)

Heavy Duty • Fits 7 sizes from 3/16" to 3/8" •
Ball bearing flaring cone for copper and aluminum tubing.
Tube clamp is quick opening hinged type. Bridge is malleable iron yoke type.

B8418

Bagged with Header



B8425

B8427W

MINI TUBE CUTTERS


B8425 Mini Cuts 1/8" x 5/8"

B8425W Replacement Wheel

B8427 Deluxe Mini Cuts 1/8" x 7/8"

B8427W Replacement Wheel

Each / Bagged with Header



B8402

B8402W

ZIP ACTION TUBING CUTTER

B8402 Cutter

B8402W Replacement Wheel

Individually Carded



3 IN 1 SWEDGE TOOL

(FOR COPPER SERVICE TUBING)
Plated Steel Rod Type • Fits sizes 3/8", 1/2", & 7/8" O.D.

B8426

Individually Boxed



BENDING SPRING

(FOR COPPER TUBING)

External Type • Slips Over Copper Tubing

B8461 1/4" O.D.

B8462 5/16" O.D.

B8463 3/8" O.D.

B8464 1/2" O.D.

B8465 5/8" O.D.

Each / 6 per Box

Notes:



FAMILY FAUCET REPAIR SET

(O'MALLEY SERIES 11)

An all purpose set for refacing 1/4", 3/8", 1/2" and 5/8" faucets. Also use for rethreading and installing seats. Includes 6 washers and 4 brass seats

Stock	Series
B8548	11

Individually Carded / 12 per Box



DRIP STOPPER KIT

(O'MALLEY SERIES 31)

Provides a stem assembly cone for repairing faucets, tub and shower units without cap nuts.

Stock	Series
B8549	31

Individually Carded / 12 per Box



DRIP STOPPER REAMERS

(O'MALLEY FLAT TYPE WITH 4 WASHERS)

Stock	Series	Cutters	Sizes
B8553	15	3 Flat	1/2", 9/16", 5/8"

Individually Carded / 12 per Box



FAUCET NU-SEATER

(O'MALLEY TAP THREADER & SEATS)

Includes (4) washers and (2) seats.

Stock	Series	Thread	Faucets
B8569	2NS	7/14" to 27	1/4" to 3/8"

Individually Carded / 12 per Box

Notes:



NU-SEATER & DRIP STOPPER SET

(O'MALLEY SERIES 7)

Contains everything needed for removing cuts, pits and scale from faucet seats to end faucet drip. Also used for reconditioning faucets by re-threading for the installation of a new seat when old seat is beyond refacing • Use for faucets sized to 3/4" • Set includes (4) different sizes of hardened steel tap threaders, (3) different cutters. Ideal for plumbers, janitors, maintenance men, etc.

B8565

One Set per Metal Box



DURST FAUCET SEAT KIT

100 Assorted in Plastic Box • Seats Identified by Lettered, Self-Stick Tag

B8573KIT

Individually Packed



SEAT GAUGE

(NEW STYLE WITH HANGING CHAIN)

Use to identify most seats and bibb screws.

B8574NS

Individually Packed

Notes:

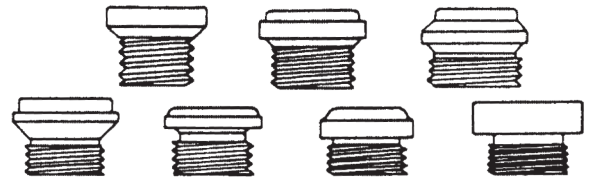
FAUCET REPLACEMENT SEATS

(EACH SEAT ILLUSTRATED IS ACTUAL SIZE AND DIMENSION)

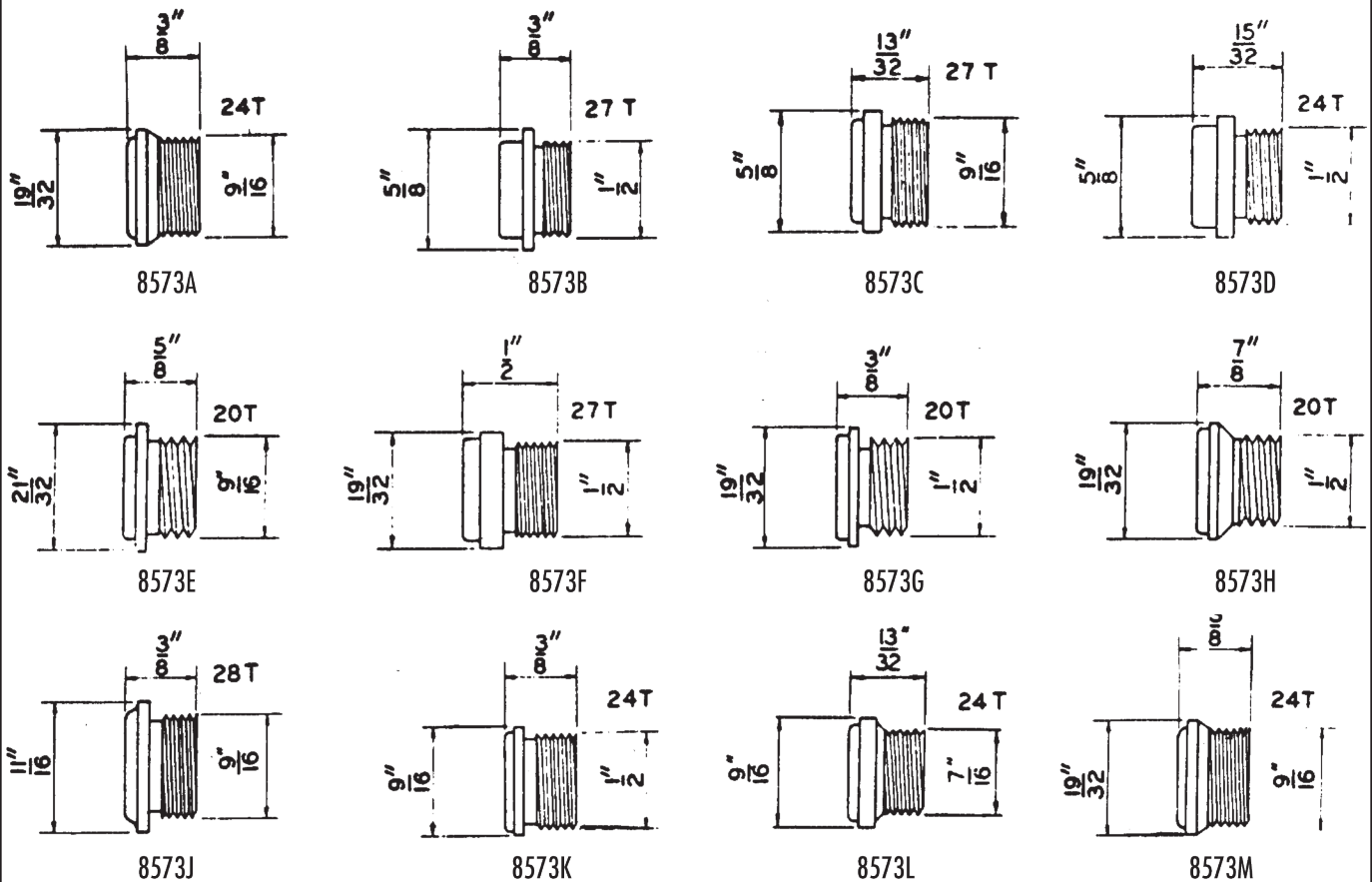
B8573A – B8573M

12, 25, & 100 per Box

Stock	O.D.	Thread	Application
B8573-4233			• DURST (Old Pattern)
B8573-4233NS			• DURST (New Pattern)
B8573A	9/16"	24	• AMERICAN STANDARD
B8573B	1/2"	27	• KOHLER
B8573C	9/16"	27	• DICK BROTHERS
B8573D	1/2"	24	• CENTRAL BRASS
B8573E	9/16"	20	• BRIGGS-REPUBLIC
B8573F	1/2"	27	• ELJER
B8573G	1/2"	20	• AMERICAN STANDARD • CROSLY • AMERICAN KITCHENS



Stock	O.D.	Thread	Application
B8573H	1/2"	20	• SCHIABLE • YOUNGSTOWN • AMERICAN STANDARD
B8573H-4233			• Durst
B8573J	9/16"	28	• SPEAKMAN
B8573K	1/2"	24	• STERLING
B8573L	7/16"	24	• AMERICAN STANDARD
B8573M	9/16"	24	• BARNES • ROYAL

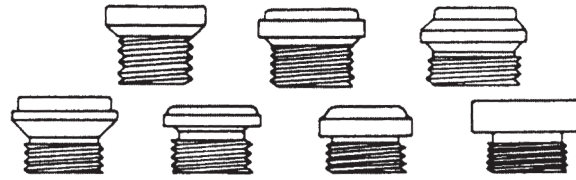


FAUCET REPLACEMENT SEATS
(EACH SEAT ILLUSTRATED IS ACTUAL SIZE AND DIMENSION)

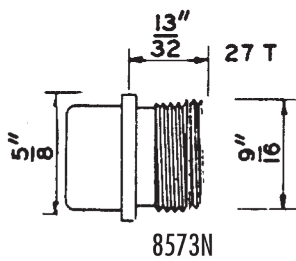
B8573N – B8573BB

12, 25, & 100 per Box

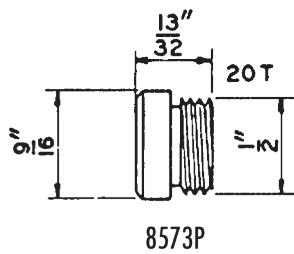
Stock	O.D.	Thread	Application
B8573N	9/16"	27	• INDIANA BRASS
B8573P	1/2"	20	• SAVOY
B8573R	1/2"	20	• SAYCO
B8573S	17/32" 33/64"	18 18	• UNION BRASS • PRICE PFISTER
B8573T	17/32"	24	• UNIVERSAL RUNDLE • MILWAUKEE FAUCET
B8573U	21/32"	18	• PRICE PFISTER



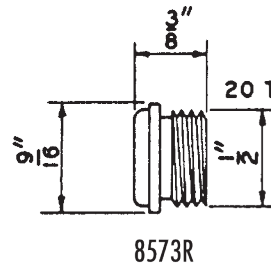
Stock	O.D.	Thread	Application
B8573V	5/8"	20	• GERBER
B8573VSS	(Stainless Steel)		
B8573W	7/16"	27	• CRANE
B8573X	1/2"	24	• BRIGGS-REPUBLIC
B8573Y	5/8"	27	• KOHLER
B8573Z	1/2"	20	• IMPORTED
B8573BB	9/16"	18	• AMERICAN STANDARD



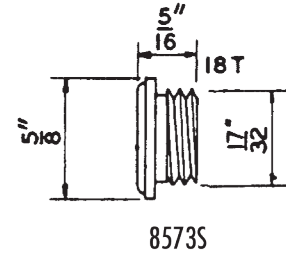
8573N



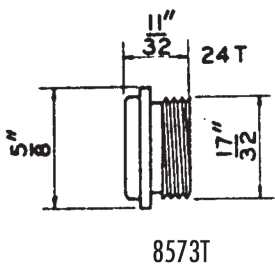
8573P



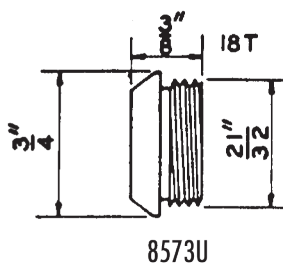
8573R



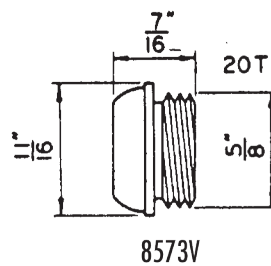
8573S



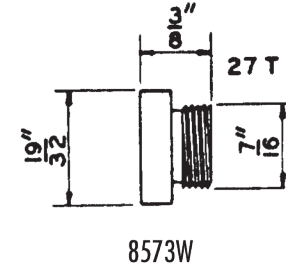
8573T



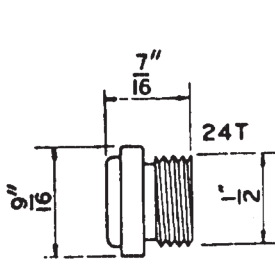
8573U



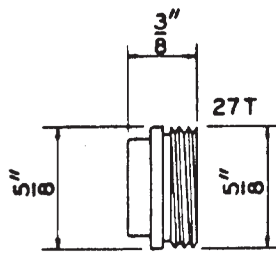
8573V



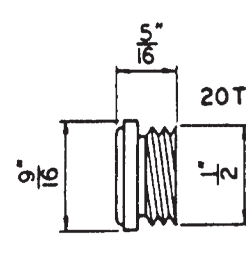
8573W



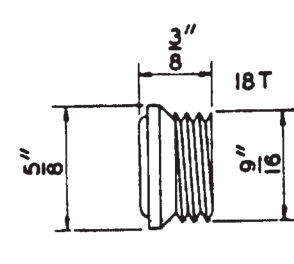
8573X



8573Y



8573Z



8573BB

FAUCET REPLACEMENT SEATS

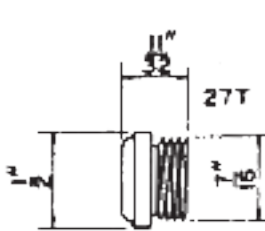
(EACH SEAT ILLUSTRATED IS ACTUAL SIZE AND DIMENSION)

B8573CC – B8573RR

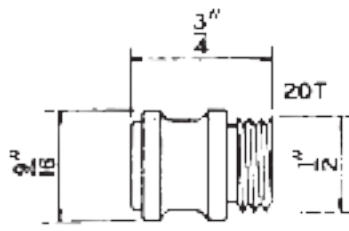
12, 25, & 100 per Box

Stock	O.D.	Thread	Application
B8573CC	7/16"	27	• SPEAKMAN
B8573DD	3/8"	27	• CHICAGO FAUCET
B8573EE	1/2"	20	• BRIGGS-REPUBLIC
B8573GG	9/16"	27	• ELJER

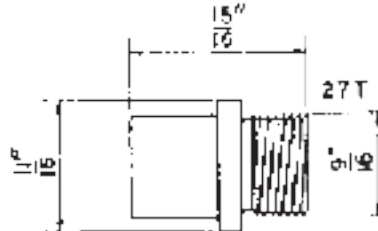
B8573HH	17/32"	18	• UNION BRASS
	33/64"	18	• PRICE PFISTER
B8573JJ			• PRICE PFISTER
Stock	O.D.	Thread	Application
B8573KK	5/8"	24	• CENTRAL BRASS
B8573LL	1/2"	24	• STREAMWAY
B8573NA	9/16"	27	• INDIANA BRASS
B8573NN	5/8"	20	• SPEAKMAN
B8573PA	9/16"	20	• SAVOY
B8573PP	9/16"	22	• CRANE
B8573RR	1/2"	20	• ELJER



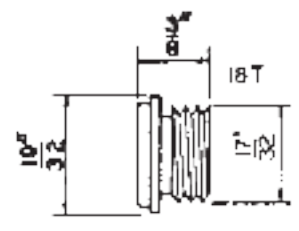
B8573CC



B8573EE



B8573GG



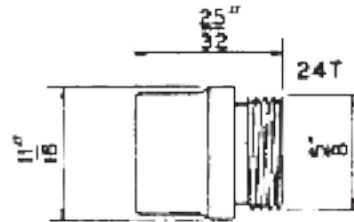
B8573HH



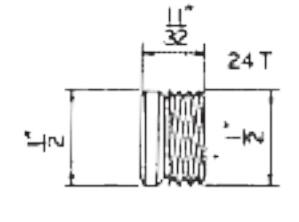
B8573JJ



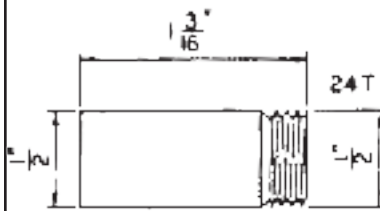
B8573KB



B8573KK



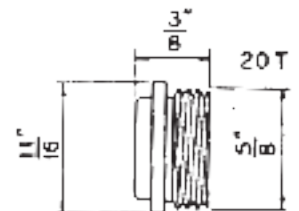
B8573LL



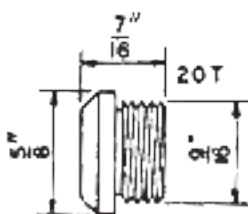
B8573MM



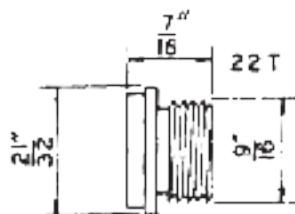
B8573NA



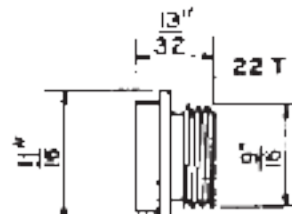
B8573NN



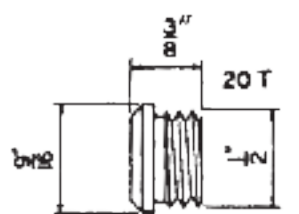
B8573PA



B8573PP



B8573QQ



B8573RR

FAUCET REPLACEMENT SEATS

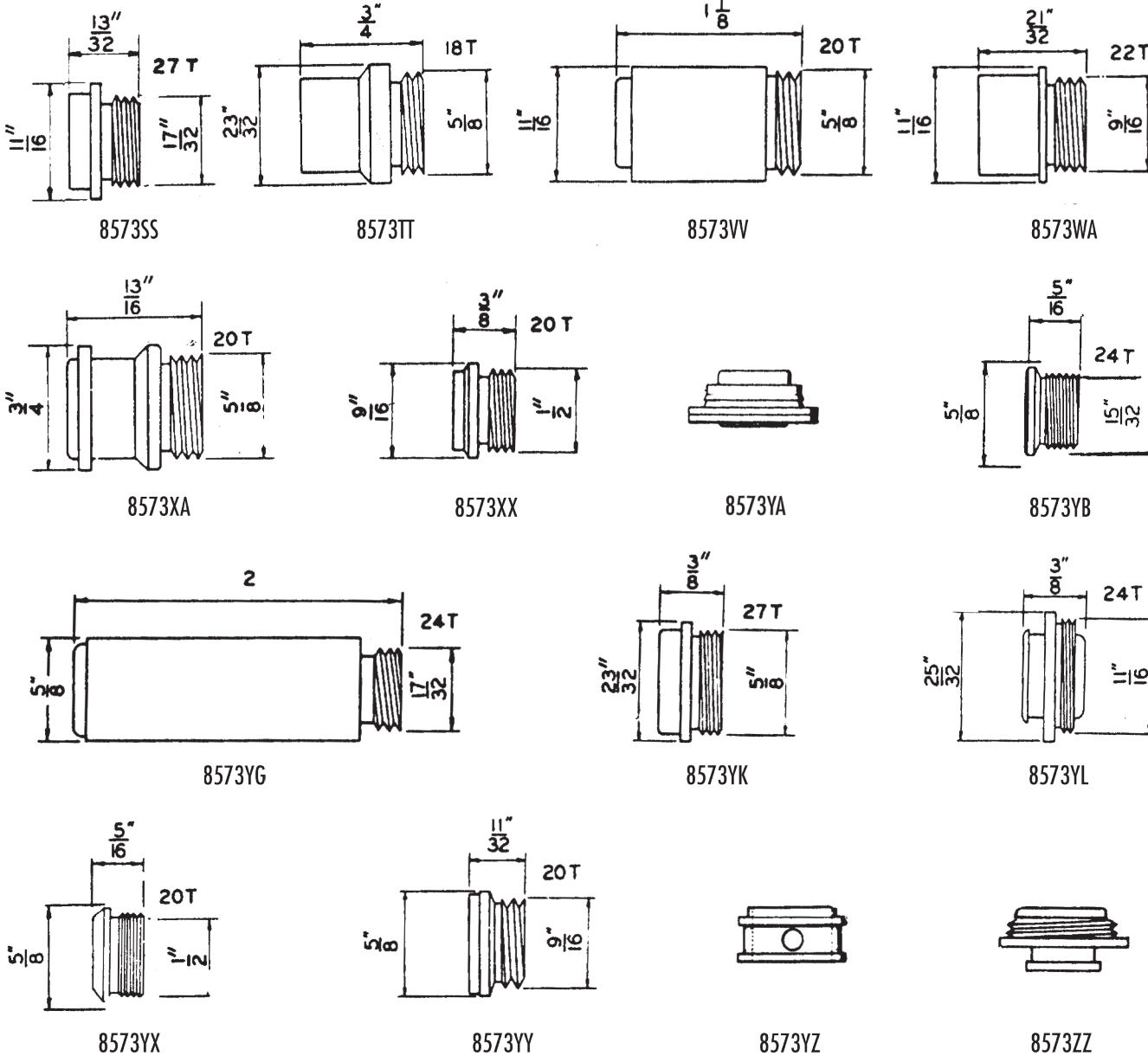
(EACH SEAT ILLUSTRATED IS ACTUAL SIZE AND DIMENSION)

B8573SS – B8573ZZ

12, 25, & 100 per Box

Stock	O.D.	Thread	Application
B8573SS	17/32"	27	• MILWAUKEE
B8573TT	5/8"	18	• UNION BRASS
B8573VV	5/8"	20	• GERBER
B8573WA	9/16"	22	• CRANE
B8573XA	5/8"	20	• BRIGGS-REPUBLIC

Stock	O.D.	Thread	Application
B8573XX	1/2"	20	• PRICE PFISTER • ARROWHEAD BRASS • IMPORTED
B8573YA	No Thread		• KOHLER
B8573YB	15/32"	24	• IMPORTED
B8573YG	17/32"	24	• IMPORTED
B8573YX	1/2"	20	• IMPORTED-YUGO
B8573YY	9/16"	20	• AMERICAN STANDARD • SCHIABLE
B8573YZ	No Thread		• PRICE PFISTER
B8573ZZ	No Thread		• SAVOY



HANDLE PULLERS, FAUCET SEAT TOOLS



FAUCET SEAT WRENCHES

Steel Nickel Plated • Extra Case Hardened

B8576	Tapered Angle
B8576S	Stepped Angle
B8577	Tapered Straight
B8577G	Gerber Seat Tool

Bulk



SEAT EXTRACTOR KIT

(FOUR PIECE)
Packed in Vinyl Pouch

B8579	Imported
B8579D	Domestic

1 Kit per Bag



FAUCET VALVE HANDLE REMOVER

(COMPRESSION TYPE)

Heavy Duty • Screw compression spindle creates an upward thrust that will remove all faucet and valve handles off stems.

B8600

Individually Display Packed



FAUCET VALVE HANDLE REMOVER

(HAMMER HANDLE TYPE)

Extra Heavy Duty • Upward thrust as hammer handle creates high velocity impact that removes all faucet and valve handles off stems.

B8601

Individually Display Packed



"BIG YANK" FAUCET HANDLE PULLER

Domestic • This one-piece, forged drive bracket features a longer grip finger. Use for the removal of large handles.

B8602

Individually Packed



CARTRIDGE PULLING TOOL

(FOR MOEN STANADYNE)

Made in U.S.A.

B8608

1 per Poly Bag w/ Header




3-IN-1 RADIATOR VALVE TOOL

Nickel Plated Steel • Extracts, retapes, and rethreads broken valves in radiators.

B8610

Individually Bagged



GAUGE GLASS CUTTER

Steel Nickel Plated • Extra Case Hardened

B8611F Imported

B8611FX Wheel & Pin Set

Individually Packed




TOOL TO REMOVE/INSTALL TUB SHOE STRAINER

Diecast Aluminum

B8616

Individually Bagged



PEX CRIMPING TOOL

For 1/2" and 3/4" tubing

B8627

Each




GAUGE GLASS CUTTER

Made in U.S.A.

B8611USA

B8611USAW Replacement Cutter Wheel

Individually Packaged



JUNIOR HACKSAW

Heavy Duty

B9000

B9001 Replacement Blade - 3 Pack

Each



TORQUE WRENCH

Use on no hub soil pipe joints. Drive with fast ratchet action, 5/16" pre-set torque to 60lbs.

B8613

Individually Packed




4-IN-1 WRENCH

Imported • Malleable Iron • For lock nuts on closet spuds and basket stainers.

B8617F

Packed Individually



P.O. PLUG WRENCH

Malleable Iron

B8615	Standard Wrench
B8615B	4-Way Wrench

Individually Packed / Bulk



MULTI-USE FAUCET WRENCH

A True Fits Everything Drain Pliers • Fits 1¼", 1½", and 2" plastic and metal drain fittings • Jaw expands to fit 4" locknut.

B8626

6 per Box



GARBAGE DISPOSAL WRENCH

Nickel Plated Steel • Clears jammed shredders plates in disposal unit.

B8634

Individually Packed



SPUD WRENCH

Capacity ½", ¾", 1", 1¼", 1½", 2"
Malleable Iron • Insert into radiator nipple until proper size is reached. Pipe wrench can remove or tighten; prevents mashing of nipple.

B8618

Individually Packed / Bulk



PIPE STRAP WRENCH

(FOR CHROME)

Malleable Iron • Prevents Marring

Stock	Capacity	Length
B8619	3" I.P.S.	11"
B8620	2" I.P.S.	7"

Individually Boxed




ADJUSTABLE SPUD WRENCH

Imported • Capacity 1" to 3" • Jaws are specially notched for use on strainer locknuts.

B8625F

Bagged with Header



STRIKER

Sparks without flame • Lights propane powered appliances

B8664	Striker
B8664FL	Flints Only -5 per Package

Individually Packed

BASIN WRENCHES, PIPE TAPS



ADJUSTABLE BASIN WRENCH

Jaws are spring loaded to grip nuts 3/8" 1/4" • tension plug holds head in any position up to 90° angle

B8635F	11"	Imported
B8636F	16"	Imported


Individually Poly Bagged w/Header



PIPE TAP

Stock	Size	
B8675	1/8"	Domestic
B8676	1/4"	Domestic
B8677	3/8"	Domestic
B8678	1/2"	Domestic
B8679	3/4"	Domestic
B8680	1"	Domestic
B8681	1 1/4"	Domestic
B8682	1 1/2"	Domestic

Individually Packed / Bulk



ADJUSTABLE TELESCOPING BASIN WRENCH

B8637F

Individually Poly Bagged w/Header



ECCENTRIC NIPPLE EXTRACTOR

Removes broken pipe nipples and tubes

B8684C	3/8"
B8684D	1/2"
B8684E	3/4"
B8684F	1"

Individually Boxed / Bulk



ADJUSTABLE TELESCOPING BASIN WRENCH (WITH EXTRA LARGE 2" JAWS)

B8638F

Individually Poly Bagged w/Header



NIPPLE & BOLT EXTRACTOR (SCREW TYPE)

B8685	1/8"	#4
B8686	1/4"	#5
B8687	3/8"	#6
B8688	1/2"	#7
B8689	3/4"	#8
B8690	1"	#9

Individually Packed / Bulk



BASIN BUDDY UNIVERSAL FAUCET NUT WRENCH

Includes 3/8 Ratchet Adapter.

B8640

Individually Carded



B8949

B8950

BASKET STRAINER LOCK NUT WRENCH

Malleable Iron

B8949 Solid Jaw Design

B8950 Moveable Hinged Jaw

Individually Poly Bagged w/Header



DOUBLE HEADED STRAINER WRENCH

B8968

Individually Poly Bagged / 100 per Carton



SHOWER BODY WRENCH

B8967S Fits Savoy

B8967G Fits Gerber

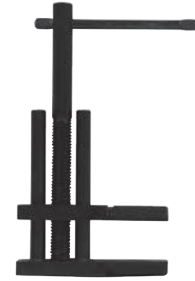
Bulk



25' SELF-LOCKING TAPE MEASURE

B8971

Individually Packaged



INTERNAL WRENCH

Made of hardened steel with plastic protected shank. Can be used for removal or installation of closet spuds, large and small sink strainers, P.O. plugs, bath strainers, waste and overflows, etc.

B8960

Individually Poly Bagged w/Header



SHOWER VALVE SOCKET WRENCH SET

Heavy "A" Pattern • Set of 5 dual-size sockets with pin handle to fit 10 different sizes from 2¹/₃₂" to 1 7¹/₁₆"

Open Stock	Size	
B8965	5 piece set	Boxed
B8965A	2 ¹ / ₃₂ " x 2 ⁷ / ₃₂ "	Bagged
B8965B	2 ⁹ / ₃₂ " x 3 ¹ / ₃₂ "	Bagged
B8965C	1 1 ¹ / ₃₂ " x 1 3 ¹ / ₃₂ "	Bagged
B8965D	1 5 ¹ / ₃₂ " x 1 9 ¹ / ₃₂ "	Bagged



GRAND PACK-N-ROLL UTILITY CADDY

B8970

Individually Packaged

PORCELAIN TOUCH-UP REPAIR KIT

Revolutionary new way to repair chips and dents to bathtubs, sinks, refrigerators, and ranges with perfect color finish •
Special order - 12 piece combined minimum • As new colors are introduced by the fixture and
appliances manufacturers we are adding them to our line. If the colors you require are not listed, please ask.

NOTE SPECIAL ORDER ONLY: When Ordering, use Stock Number, Color, and Brand Suffix Code.

SPECIAL ORDER - 12 PIECE COMBINED MINIMUM.

PORC-A-FIX COLOR LISTINGS

AMERICAN STANDARD		AS-62 Sunshine Yellow	CA-08 India Ivory	EM-38 Blue	KK-33 Taupe
AS-01 White	AS-63 Aquamarine	CA-09 French Gray	EM-39 Amberview	KK-34 Platinum Gray	
AS-02 Camilia	AS-64 Rhapsody Blue	CA-10 Avocado	EM-40 Royale Blue	KK-35 Thunder Gray	
AS-03 Ming Green	AS-65 Loganberry	CA-11 Aztec Gold	EM-38 Blue	KK-36 Tender Gray	
AS-04 Persian Brown	AS-66 Warm White	CA-12 Cameo	EM-39 Amberview	KK-37 Lemon Twist	
AS-05 Regency Blue		CA-13 Antique White	EM-40 Royale Blue	KK-38 Jersey Cream	
AS-06 Manchu Yellow	BORG-WARNER		CA-14 Mocha	KK-39 Heron Blue	
AS-07 Bone	BW-01 White	CA-15 Lavender	GERBER		KK-40 Innocent Blush
AS-08 Platinum Gray	BW-02 Tawney Beige	CA-16 Sea Spray	GB-01 White	KK-41 Sea Foam Green	
AS-09 Bayberry	BW-03 Carnation Pink	CA-17 Jasmine Yellow	GB-02 Petal Pink	KK-42 Teal	
AS-10 Venetian Pink	BW-04 Lucern Blue	CA-18 Imperial Red	GB-03 Spring Green	KK-43 Desert Bloom	
AS-11 Fawn Beige	BW-05 Azure Green	CA-19 Cocoa Brown	GB-04 Driftwood Tan	KK-44 Ice Gray	
AS-12 Spice Mocha	BW-06 Citron Yellow	CA-20 Aquamarine	GB-05 Wedgewood Blue	KK-45 Vermont Blue	
AS-13 Surf Green	BW-07 Sahara Sand	CA-21 Desert Sand	GB-06 Yellow	KK-46 Biscuit	
AS-14 Harvest Gold	BW-08 Avocado	CA-22 Teakwood	GB-07 Sparkling Pink	KK-47 Merlot	
AS-15 Avocado	BW-09 Golden Harvest	CA-23 Platinum Gray	GB-08 Tijuana Sand	KK-48 Cobalt Blue	
AS-16 Coppertone	BW-10 Desert Tea	CA-24 Buttercup Yellow	GB-09 Caribe Avocado	KK-49 Terra Nueva	
AS-17 American Brown	BW-11 Parchment	ELJER-MURRAY		PORC-A-FILLER	
AS-18 Colonial Blue	BW-12 Lavender	EM-01 White	GB-10 Golden Yellow	PFILL	Natural-used with all colors
AS-19 Bermuda Coral	BRIGGS		GB-11 Black	RHEEM-RICHMOND	
AS-20 Aegean Mix	BR-01 White	EM-02 Coral Blush	GB-12 Nutria	RM-01 White	
AS-21 Willow Mist	BR-02 Coral	EM-03 Pastel Green	GB-13 Mocha	RM-02 Bermuda Coral	
AS-22 Marigold	BR-03 Sea Green	EM-04 Tuscan Tan	GB-14 Almond	RM-03 Fern Green	
AS-23 Dresden Blue	BR-04 Sandstone	EM-05 Twilight Blue	KOHLER		RM-04 Tropic Tan
AS-24 Sorrento Blue	BR-05 Sky Blue	EM-06 Sunny Yellow	KK-01 White	RM-05 Azure Blue	
AS-25 Orchid	BR-06 Autumn Yellow	EM-07 Colonial Green	KK-02 Peachblow	RM-06 Daffodil Yellow	
AS-26 Jewel Turquoise	BR-07 Black	EM-08 Avocado	KK-03 Spruce Green	RM-07 Quaker Gray	
AS-27 Tangerine Red	BR-08 Pearl Gray	EM-09 Harvest Gold	KK-04 Suez Tan	UNIVERSAL RUNDLE	
AS-28 Saffron Yellow	BR-09 Harvest Gold	EM-10 Misty Rose	KK-06 Cerulian Blue	UR-01 White	
AS-29 Bali	BR-10 Avocado	EM-11 Frost Green	KK-07 Sunrise Yellow	UR-02 Pink	
AS-30 Tahiti	BR-11 Ivory	EM-12 Denim Blue	KK-08 Avocado	UR-03 Verdant Green	
AS-31 Pink Mix	BR-12 Dark Brown	EM-13 Natural	KK-09 Harvest Gold	UR-04 Desert Tea	
AS-32 Maple Cream	BR-13 Bone	EM-14 Daffodil Yellow	KK-10 Mexican Sand	UR-05 Azure Blue	
AS-33 Sterling Silver	BR-14 Fawn Beige	EM-15 Orange	KK-11 Pink Champagne	UR-06 Jonquil Yellow	
AS-34 Shell	BR-15 Elegant Black	EM-16 Blossom Pink	KK-12 Fresh Green	UR-07 Avocado	
AS-35 Parchment	BR-16 Tampa Sand	EM-18 Almond	KK-13 New Orleans Blue	UR-08 Gold	
AS-36 Heather	BR-17 Venetian Pink	EM-19 Cocoa	KK-14 Black-Black	UR-09 Cream	
AS-37 Chianti	BR-18 Tampa Blue	EM-20 Coffee	KK-15 Tiger Lily	UR-10 Brown	
AS-38 Ebony	BR-19 Regency Blue	EM-21 Golden Wheat	KK-16 Espresso	UR-11 Spring Yellow	
AS-39 Autumn Sunset	BR-20 Dresden Blue	EM-22 Creamery Yellow	KK-17 Blueberry	UR-12 Blue Mist	
AS-40 Honeydew	BR-21 Saffron Yellow	EM-23 Peach Bisque	KK-18 Antique Red	UR-13 Rose Dawn	
AS-41 Blood	BR-22 Parchment	EM-24 Sea Mist Green	KK-19 Coppertone	UR-14 Silver Gray	
AS-42 Pearl White Gloss	BR-23 Royal Silver	EM-25 Platinum	KK-20 Sunflower Yellow		
AS-43 Champagne Gloss	BR-24 Special Vanilla	EM-26 Fawn Bridge	KK-21 Parchment		
AS-44 Maroon Opaco	BR-25 Desert Rose	EM-27 Dusty Rose	KK-22 Country Gray		
AS-45 Light Turquoise	CRANE		KK-23 Aspen Green		
AS-46 Classic Turquoise	CA-01 White	EM-28 Sandalwood	KK-24 Swiss Chocolate		
AS-47 Light Mink	CA-02 Shell Pink	EM-29 Ruby	KK-25 Sequoia		
AS-48 Classic Mink	CA-03 Pale Jade	EM-30 Classic Gray	KK-26 Wild Rose		
AS-49 Peach Blossom	CA-04 Suntan	EM-31 Glacier Blue	KK-27 Evergreen		
AS-50 White	CA-05 Sky Blue	EM-32 Onyx	KK-28 Almond		
AS-51 Twyford Peach	CA-06 Desert Turquoise	EM-33 Satin	KK-29 Bone		
AS-52 Black	CA-07 Citrus Yellow	EM-34 Maraschino	KK-30 French Vanilla		
AS-60 White Heat		EM-35 Verde	KK-31 Navy		
AS-61 French Blue		EM-36 Gray Velvet	KK-32 Raspberry		



DURST PIPE JOINT COMPOUND

(WITH BRUSH TOP)

Eliminates the use of wicking. Makes pipe joints pressure-tight on steam, water or gas lines.

B13184	2 Fluid Oz. Tube	Ea. / 24 per Box
B13178	4 Fluid Oz. Can	Ea. / 12 per Box
B13179	8 Fluid Oz. Can	Ea. / 12 per Box



BLUE PIPE JOINT COMPOUND

(FOR ALL PIPE CONNECTIONS)

Provides a superior positive bond. 4 oz. cans with applicator.

B13180

24 per Carton



DURST TFE PIPE JOINT COMPOUND

B13185	TFE Paste, 1 Fluid Oz. Tube	Ea. / 24 per Box
B13202	¼ Pint	Ea. / 12 per Box
B13203	½ Pint	Ea. / 12 per Box



HERCULES BLOCK

LEAD-FREE, non-hardening, brushable, blue, all-purpose, leak proof, pipe joint and gasket sealing compound. UPC listed. Rated -90° to = 450°F. 12,000 psi (hydraulic), 2,600 psi (gas).

B13208	¼ Pint	Ea. / 6 per Box
B13209	½ Pint	Ea. / 6 per Box



HERCULES "GRRIP"

All-purpose, leak-proof, non-hardening, pipe joint and gasket seal. Semi-liquid, brushable; forms a tough, pliable film on joints, valves, flanges and gaskets. For pipe, pumps, tanks and equipment carrying steam, water, oil, gasoline, natural and LP gas, antifreeze, refrigerants, lubricants, glycerine, solvents, brine, other gases, liquids and chemicals. Suitable for -65°F to +410°F, 11,500 psi.

B13204	¼ Pint	Each
B13205	½ Pint	Each

B13206



B13206A



HERCULES "REAL TUFF" TEFLON PASTE

Multi purpose, heavy duty, PTFE paste thread sealant. Non-toxic, non-separating. -200° to 550°F 10,000 psi. Positive leak-proof seal on lines carrying LP and natural gas, acids, alkalis, gasoline, and oils. Not recommended for oxygen lines.

B13206	2 oz.	Ea. / 24 per Box
B13206A	4 oz.	Ea. / 6 per Box
B13207	8 oz.	Ea. / 6 per Box



HERCULES PRO DOPE®

A non-drip, no-slip joint compound. For metal pipe and valves carrying gas, water, air, steam, ammonia, dilute acids and alkalis. No mixing; will not harden; no oil separation. Lubricates as it forms a tight pressure seal. Contains no lead; inhibits rust and corrosion; wipes clean from hands. Approved for natural gas. Meets military specs.

B13223	8 oz.	Ea. / 6 per Box
---------------	-------	-----------------



DURST BOILER LIQUID

1 Quart • Effectively seals leaks below the water line in the boiler. No need to shut down the heating system.

B13181

12 per Box



DURST BOILER SOLDER

1 Pound Cans • An effective boiler solder in flake form. Also recommended for automobile radiator repairs

B13182

12 per Box



DURST RUST REMOVER

1 Quart Cans • Cuts down on fuel consumption and raises the furnace efficiency by eliminating rust, scale and sludge from boiler

B13183

12 per Box



DURST BOILER COLLOID

1 Quart • Anti-Rust Cleaner / Boiler Treatment

B13186

12 per Box



B13190



B13191



B13192

SILVER KING BOILER PRODUCTS

B13190	Squick Boiler Cleaner	5 ½ oz.
B13191	Boiler Safe Liquid	32 oz.
B13192	Boiler Solder	16 oz.

12 per Box



BEARING LUBRICATION

(WITH EZ REACH SPOUT)

For Circulator Pumps and General Bearings Lubrication

B13196

8 oz.


Ea. / 12 per Box



DUCT TAPE PLASTIC COATED CLOTH

Extra strength—with elastic. Mends and seals ducts and all kinds of materials. Water-proof, vapor and flame resistant. Pressure sensitive. Sticks firmly to all kinds of surfaces. Aluminum color.

B13214 2" x 60 yards
Individually Packed



DURST TAPE DOPE

B13218P	½" x 260" Spool
B13219P	½" x 520" Spool
B13220P	¾" x 500" Spool

10 Spools per Sleeve/100 Spools per Box



DURST YELLOW TAPE DOPE

Approved for gas applications • ½" x 260" Spool

B13218PY
10 Spools per Sleeve/100 Spools per Box



DURST ROOT DESTROYER

2 LB. Tube • Cleans roots and blocked sewer lines. Harmless to trees and shrubs.

B13233
12 per Carton



HERCULES ROOT DESTROYER

2 Lb. Tub • Clears roots and blocked sewer lines. Contains no caustics or acids—harmless to trees and shrubs. Safe for lines leading to septic tanks.

B13234
12 per Carton

Notes:

GREASE, CEMENTS, SEALERS, WIPES



WATERPROOF LUBRICANT & VALVE GREASE

Use on compression faucets, ball cock washers, leather cup washers, gas cocks, etc.

B13236	½ oz.
B13237B	2½ oz.
	12 per Box



TUB N' TILE SEALER BATH TUB CAULK

White Flexible

B13275	5 ½ oz.
	Bubble Carded / 12 per Box



NON-ASBESTOS FURNACE CEMENT

Seals joints in furnaces, stoves heaters, ranges, flu pipes.

B13286	16 fl. oz.	Ea. / 24 per Box
B13287	½ Gallon	Ea. / 6 per Box
B13288	1 Gallon	Ea. / 4 per Box
	12 per Case	



FAUCET & VALVE GREASE

Waterproof • Resists Harmful Effects of Hot Water

B13278	1 oz.
	12 per Display Box



DURST PLASTIC SEAL

Lead Seal for Soil Pipes

B13289	10 oz.
B13290	22 oz.
	12 per Carton



B13425

B13426

INDUSTRIAL BIG WIPES

Removes grease, paint, adhesives and more from hands and tools.

B13425	40 Count	Ea. / 8 per Case / Counter Display
B13426	80 Count	Ea. / 8 per Case / Counter Display



EPOXY BOND PLUMBER SEAL

Resin and Hardener. Hand moldable, will adhere to damp surfaces and will cure under water. Use for patching, sealing, caulking, and water proofing. Water and steam lines can be repaired without draining. Hardens like steel.

B13316	14 oz.	Sets of 5 Cartridges per Box
B13325	2 ½ oz.	Carded Sets / 12 Cards per Box



EPOXY PLUMBER PASTE

Small Resin & Hardener • Repairs hairline cracks and leaks. Resets tile and fixtures; replaces porcelain chips. Use where a thin film application is required.

B13321

Sets of 5 Resin & Hardener Cartridges per Box



PLASTIC POXY™

Fast acting, single stick, patented combination of epoxy resin and hardener. Seals, mends, bonds, repairs almost everything—including ABS, PVC and CPVC pipe fittings. Mixes quickly, hardens in 40 minutes. Withstands temperatures to 250°F, Compression strength to 12,000 psi, tensile strength to 8 psi, tensile strength to 8 psi. When cured may be drilled, sanded, filed, and painted.

B13329

4 oz. / 24 per Box



PRO POXY 20®

All purpose, steel-reinforced epoxy putty. Fast acting, single stick. Makes steel-hard repairs in 20 minutes. Seals, mends, bonds, repairs almost anything—even under water. Two-part epoxy compound mixes quickly adheres to metals, masonry, wood, glass, ceramics, and most plastics. Withstands temperatures to 300°F. Compression strength 18,000 psi. When cured may be sanded, filed, drilled and painted.

B13330

4 oz. / 24 per Box



EPOXY PUTTY

Adheres to almost anything for quick, easy repairs. Can be drilled, filed, tapped, and pointed.

B13335

2 oz. Tubes / Packed 18 per Display / Counter Rack

Notes:



HERCULES POWER FLOW

Heating oil energizer from tank to burner. Improves combustion efficiency, conserves energy, reduces fuel waste. Melts ice, helps prevent freeze-ups. Dissolves sludge, disperses water, inhibits sludge formation in tanks. Minimizes breakdowns from clogged lines, strainers, and nozzles.

B13344 16 oz.

24 per Case



BOILER LIQUID

A liquid product for lasting repairs of cracked or leaking steam boilers. Will not clog system or controls. Withstands high pressures. No odor, priming, or foaming. Boiler cleaners will not affect it once it is set up. Recommended for all hydronic systems, including those with plastic or rubber components.

B13345 32 oz.

12 per Case



BOILER SOLDER

A free-flowing powder that makes a strong repair on cracked steam boilers. On contact with air, it hardens into a strong seal which expands and contracts with boiler metal. Once set, the seal is not affected by boiler cleaners. Recommended for all hydronic systems, including those with plastic or rubber components.

B13346 1 lb. Can

12 per Case



BOILER & HEATING SYSTEM CLEANER

A white emulsion which assists rust and scale removal. Emulsifies oil and grease. Inhibits rust in new and old boiler installations. No draining or flushing in moderately dirty boilers. Contains a special anti-foam agent. A general purpose cleaner and rust preventer. Contains silicone. Recommended for use on all hydronic systems, including those with plastic or rubber components.

B13347 Quart Bottles

12 per Case



HERCULES FLIP STICK SOOT DESTROYER

Easy-to-use soot destroyer in handy toss-in pack. No mixing, no measuring, no package to open. Just toss Flip-Stick into hot fire chamber and soot deposits are gone. Works on all types of heating units and wood-burning fireplaces. Non-explosive, safe to use.

B13348 85 Grams

24 per Box / 72 per Carton

Notes:



UTILITY 7-IN-1 HEATING OIL TREATMENT

Prevents Corrosion. Promotes Clean Flame. Cleans Pump & Filter. Disperses Water. Reduces Smoke & Soot. Controls Waxing & Gelling. Cleans Burner Tips and Nozzles.

B13349 16 oz.

12 per Case



HERCULES GLUG

Non-acid crystals clear sluggish drains and prevent clogging. Leaves no offensive after-odor. Works fast on sluggish drains caused by grease, hair, soap, food, and other organic materials. Harmless to metal and plastic plumbing.

B13354 20 oz.

24 per Case



CLOG BUSTER® LIQUID DRAIN CLEANER

Oderless and fast acting. Contains caustic potash. Clears out hair, grease, and debris.

B13355 32 oz.

12 per Carton



“SOOT-AWAY” SOOT REMOVER

Toss In Fast Clean. Lowers Fuel Bills

B13350 85 Grams

24 per Box / 72 per Case



SIZZLE®

(FOR USE BY PROFESSIONAL ONLY)

Cleans lime, rust, scale, concrete, hard mineral deposits, and insoluble salts from water systems, waste lines, humidifiers, fixtures, heating, processing, and air conditioning equipment. Dissolves urinary salts. Inhibitors make it safe for iron, steel, copper, brass, bronze, lead, and plastic. A pH test kit is supplied to determine when system is ready to be restored to service. Outstanding for removing hard urinary salt deposits.

B13356 32 oz.

12 per Carton



SWIFT

(COMPARE TO HERCULES GLUG)

Oderless crystal drain cleaner for drains, grease traps, and septic systems.

B13357 1 lb.

Each / 24 per Case

CUTTING OIL, PUTTY, DRAIN CLEANER



DURST THREAD CUTTING OIL

Blended Sulphurized Mineral-Lard

B13367	1 Pint	Ea. / 24 per Box
B13368	1 Quart	Ea. / 12 per Box
B13370	1 Gallon	Ea. / 6 per Box

12 per Case



STA PUT PUTTY

A flexible, stretchable, stainless, plastic compound for setting fixtures and sealing and caulking applications requiring a stainless, fungus-proof plastic putty with excellent adhesive qualities. Will not harden, crumble, crack, or shrink or stick to hands. Contains bactericide. Meets military specs.

B13372H

14 oz. / 24 per Case



CLOBBER®

(FOR PROFESSIONAL USE ONLY)

The fastest method for clearing emergency waste line stoppages. No mechanical equipment needed. Disintegrates paper, rags, sanitary napkins, food scraps, grease and all organic matter. Special inhibitors prevent corrosion. Safe for use in cast iron, copper, and steel piping.

B13380	Quart	12 per Case
B13381	Half Gallon	6 per Case



DURST SETTING PUTTY

A non-hardening stainless putty that allows ample time to set plumbing fixtures, will not crack or crumble.

B13372	14 oz.	Ea. / 12 per Box
B13373	5 lb.	Ea. / 12 per Box
B13374	3 lb.	Ea. / 12 per Box



DURST ACID LIQUID PLUNGER DRAIN PIPE CLEANER

(SULFURIC ACID, FOR PROFESSIONAL USE ONLY)
A powerful blend of special activating agents and corrosion inhibitors. Safe for piping or cesspool systems. Dissolves paper, rags, grease, sanitary napkins, and organic matter.

B13375	Quart	12 per Case
B13376	Half Gallon	6 per Case
B13377	Gallon	4 per Case



FLOW EASY DRAIN CLEANER

Virgin Sulfuric Acid • Safe to use in sinks, toilets, tub/shower drains, septic tanks, metal and pvc pipe.

B13382	Quart	12 per Case
B13383	Half Gallon	6 per Case



PERMATEX AVIATION FORM-A-GASKET

(BRUSH TOP CAN)
#3 Hardening Sealant

Stock	Part No.	Size
B13405	3H	¼ Pint Can
12 per Box		



PERMATEX PIPE JOINT COMPOUND

(BRUSH TOP CAN)

Stock	Part No.	Size
B13411	51D	1 Pint Can
12 per Carton		



PERMATEX FORM-A-GASKET

#1 Fast Drying — Hard Setting

Stock	No.	Size	Packed
B13415	1A	1½ oz. Tube	36 per Case
B13416	1B	3 oz. Tube	36 per Case



PERMATEX FORM-A-GASKET

#2 Non-hardening — Pliable

Stock	No.	Size	Packed
B13418	2A	1½ oz. Tube	36 per Case
B13420	2C	11 oz. Tube	12 per Case



LEAK DETECTOR

4 oz.

B13385

12 per Case

Notes:

LIQUID WRENCH, GLOVES



LIQUID WRENCH

Stock	Size
B13440	4 oz. Can
B13444	12 oz. Aerosol Can with Teflon

Each / 12 per Box




INSULATING CEMENT

For insulation of smoke pipe to chimney connection.

B13466	5 lb. Bags
---------------	------------

Each



RUBBER WORK GLOVES

(INDUSTRIAL)

Fits Medium to Large • 14" Long •
Resist chemicals and acids. Protects hands from
detergents, soaps, cleaners, and polishers.

B13550

1 Pair per Poly / 12 Pairs per Box




LEATHER PALM WORK GLOVES

Cotton knit wrist with striped cotton glove.

B13555

1 Pair per Poly / 12 Pairs per Box

Notes:




FIBERGLASS PIPE INSULATION
(JOHNS MANVILLE MICRO-LOK)
ISO 9000 Certified • 3' Lengths

Stock	Size	Packed
B13559A	½" IPS (½" Copper)	Each / 94 per Case
B13559B	¾" IPS (¾" Copper)	Each / 68 per Case
B13559C	1" IPS	Each / 60 per Case
B13560D	1 ¼" IPS	Each / 68 per Case
B13560E	1 ½" IPS	Each / 68 per Case
B13560F	2" IPS	Each / 54 per Case
B13560G	2 ½" IPS	Each / 29 per Case
B13560H	3" IPS	Each / 30 per Case
B13560K	4" IPS	Each / 20 per Case



POLY FOAM INSULATION
3' Lengths — 4 per Pack

Stock	Size	Packed
B13562A	½" Copper	Each / 24 per Case
B13562B	¾" Copper	Each / 18 per Case
B13562C	1" Copper	Each / 14 per Case



DUAL PURPOSE FOAM PIPE INSULATION
(FLEXO™ FR)
6' Lengths

Stock	Size	Packed
B13561A	⅝" O.D.	Each / 65 per Case
B13561B	⅞" O.D.	Each / 50 per Case
B13561C	1" IPS	Each / 30 per Case
B13561D	1 ¼" IPS	Each / 20 per Case
B13561E	1 ½" IPS	Each / 16 per Case
B13561F	2" IPS	Each / 14 per Case

Notes:



PLASTIC THERMOSTAT GUARDS
(LESS THERMOSTAT)

Stock	Dimensions (L x W x D)	Size
B13568	3 7/8" x 3 1/2" x 2 1/2"	Small
B13569	5 1/4" x 4 5/8" x 3 1/4"	Large

Individually Boxed



METAL THERMOSTAT GUARDS
(LESS THERMOSTAT)

Stock	Dimensions (L x W x D)	Size
B13568M	5 1/4" x 4 5/8" x 3"	Small
B13569M	6 3/8" x 4 1/2" x 3 9/16"	Large

Individually Boxed



THERMOSTAT
Heat Only • Replaces 24 volt

B13572

Individually Boxed



HONEYWELL T812A1002 THERMOSTAT
24 VAC • Heating Only

B13575

Individually Boxed



LINE VOLTAGE THERMOSTAT
(HONEYWELL T451A)

B13577

Individually Boxed



HONEYWELL PRO 4000 THERMOSTAT
5-2 Digital Programmable • 1 Heat / 1 Cool

B13580

Individually Boxed



THERMOSTATS, EXPANSION TANKS, TRANSFORMER



THERMOSTAT
(HONEYWELL T87K)
For Heat

B13587K

Individually Boxed



ELECTRIC HEAT TAPE
(WITH THERMOSTAT)

B13576D 15'

B13576E 18'

B13576F 24'

B13576G 30'

Individually Poly Bagged



EXPANSION TANKS

Stock	No.	Size	
B13578	ET15	15	
B13578R	15	15	Imported
B13579	ET30	30	
B13579R	30	30	Imported

Individually Boxed / 6 per Carton



TRANSFORMER
(HONEYWELL AT72D)

B13588A

Each

Notes:

SOLDER PASTE, FLUX, TINNERS FLUID



LA-CO FLUX

Super detergent action cleans as it solders • Water soluble • Non-acid, non-toxic, lead free • For use on most metal types • Cans

B13584	2 oz.	Each / 12 per Box
B13585	4 oz.	Each / 12 per Box



SOLDER PASTE

Cans

B13594	1.7 oz.	Each / 12 per Box
B13596	16 oz.	Each / 12 per Box
B13597	8 oz. with brush	Each / 12 per Box



TINNERS FLUID & ACID BRUSHES

B13590	4 fluid oz.	Each / 12 per Box
B13590A	Acid Brushes	144 per Box
B13590B	Acid Brushes	Each / Pack of 12



DURST BAR SOLDER

Warranted 50-50 • Bars

B13630	1 lb.	50 lbs. per Carton
---------------	-------	--------------------



CAULKING LEAD

25 lb. bar block contains 5 lb. joined segments.

B13669

Block



JEL-FLUX

Specifically formulated non-drip, non-runny, self-cleaning liquid flux for soft solder applications. Cleans and fluxes, retards oxide formation during heating, penetrates through oil film. For use on copper, brass, galvanized steel, tin, zinc and most commonly soldered metals. Not for use on aluminum.

B13598	4 oz.	Each / 24 per Box
B13599	8 oz.	Each / 24 per Box



SOLDER PASTE

Self-cleaning LEAD-FREE formula to withstand extreme climate temperatures. Smooth, easily applied paste flux enables solder to flow in hot or cold weather. For sweat soldering on most common metals except aluminum and some grades of stainless steel.

B13600	2 oz.	Each / 12 per Case
---------------	-------	--------------------



WIRE SOLDER

Spools

Used for stained glass windows where a low melting point is required.

B13631	1 lb. 60-40
B13631B	½ lb. 60-40



WIRE SOLDER

(LEAD FREE)

Spool • Unique formulation includes silver to provide a consistent, smooth flow. Greater tensile strength than 50-50 or 95-5. Low melting temperature with wide 60°F working range. No special fluxes required.

B13670	½ lb.
B13671	1 lb.

Individually Boxed



OATEY ELECTRICAL SOLDER

Thin Wire Solder • 1 oz. coil

B13650

Carded / 12 per Box



DURST SWEAT WIRE SOLDER

GENERAL PURPOSE SPOOLS

B13640D	1 lb. 40-60
B13640C	½ lb. 40-60
B13642	1 lb. 50-50
B13644	½ lb. 50-50
B13645	¼ lb. 50-50
B13647	1 lb. 95-5
B13647B	½ lb. 95-5
B13648	¼ lb. 95-5

Each



SOLDERING KIT

(95/5)

Contains 2 Yard Emery • 1.7 oz. Flux • ¼ lb. 95-5 • Flux Brush

B13672

12 per Box



LEAD WOOL

Box

B13652

5 lb. Box / 50 lb. per Master

AUGERS, DRAIN TOOLS



ALL PURPOSE GRABBER

24" long flexible spring tool claws open to retrieve hard to get objects.

B14050

Individually Carded / 10 per Box



COBRA CLOSET AUGERS

Heavy Pattern with Rubber Guard • 1/2" O.D. Spring

Cadmium Plated Steel Tube

B14053	3 ft.	6 per Carton
B14054	6 ft.	6 per Carton

Chrome Tube with Wire Core Center

B14060	3 ft.	4 per Carton
B14061	6 ft.	4 per Carton



GENERAL WIRE CLOSET AUGERS

B14056	3/8" x 3 ft.	3KH
B14057	3/8" x 6 ft.	6KH
12 per Carton		
B14062	1/2" x 3 ft.	3JH
B14063	1/2" Heavy Duty x 3 ft.	P3FL
B14064	1/2" with Down Head x 3 ft.	3FL-DH

6 per Carton



GENERAL 5-PIECE CUTTER SET • HE-CS

(FOR GENERAL WIRE CABLES WITH FEMALE CONNECTION)

Set includes: Arrow head, Flexible Arrow Head, 1 1/4" Side Cutter Blade, Boring Gimlet and Down Head Boring Gimlet.

B14068


Polly Bagged



GENERAL WIRE CABLES

(FOR POWER DRAIN GUN)

Stock	Size	Part #	Packed
B14065	1/4" x 25' w/ Spring Head	25HE1	Individually Packed
B14066	1/4" x 25' w/ Down Head	25HE1-DH	Individually Packed
B14069	5/16" x 25' w/ Female Connector	25HE1-AC	Individually Packed
B14070	3/8" x 25' w/ Female Connector	25HE2	Individually Packed
B14071	1/4" x 50' w/ Spring Head	50HE1	Individually Packed
B14072	5/16" x 50' w/ Female Connector	50HE1-AC	Individually Packed
B14073	3/8" x 50' w/ Female Connector	50EM2	Individually Packed
B14074C	5/16" x 25' w/ Down Head	25HE1-A-DH	Individually Packed



Replacement Cables

(FOR HAND POWERED AUGERS)

Stock	Size	Part #	Packed
B14074	1/4" x 25' w/ Down Head	25FL1-DH	Individually Packed
B14074A	1/4" x 35' w/ Down Head	35FL1-DH	Individually Packed
B14074B	1/4" x 50' w/ Down Head	50FL1-DH	Individually Packed

AUGERS, DRAIN TOOLS




GENERAL POWER DRAIN GUN (GENERAL # BD-J)

Fits 1 1/4" - 3" Lines with 1/4" x 25' Cable

B14067

Individually Boxed



GENERAL KINETIC WATER RAM (GENERAL # KR-A)

B14077

Individually Boxed

GENERAL DRAIN CLEANING MACHINES

Stock	General Part #	Item
B14075	SV	Super-Vee Basic / Less Cable
B14076	PV	Power-Vee Basic / Less Cable

Individually Boxed



PV-A-WC DRAIN CLEANING MACHINE

Includes:

- 1 - 1/4" x 25' Down Head Cable •
- 1 - 3/8" x 25' Female End Cable •
- 1 - Cutter Set • 1 - Additional Cartridge

B14078

Individually Boxed



GENERAL CUTTER PARTS (FOR GENERAL WIRE CABLES WITH FEMALE CONNECTION)

Stock	Part	
B14068A	Boring Gimlet	B6
B14068B	Down Head Boring Gimlet	DHGB
B14068C	(2) 1 1/4" Side Cutter Blades	25CB

4 per Box



GENERAL KINETIC WATER RAM REPAIR KIT (GENERAL # E-52 KR-RK)

B14077RK

Individually Bagged



GENERAL CARRYING CASE FOR DRAIN CLEANING MACHINES (GENERAL # MCC)

B14079

Individually Boxed

AUGERS, SEWER RODS, DRAIN TOOLS



DURST CLEANOUT AUGER

For clogged drains and closets. Made of spiral spring steel. Complete with crank handle and set screw.


B14125	¼" x 8 ft.	Individually Boxed
B14127	¼" x 15 ft.	Individually Boxed
B14128	¼" x 25 ft.	Individually Boxed

12 per Carton



FLEXIBLE DRAIN PIPE & SEWER AUGER

B14120	½" O.D.	25 ft.	Bulk
B14121	½" O.D.	50 ft.	Bulk
B14122	¾" O.D.	25 ft.	Bulk
B14123	¾" O.D.	50 ft.	Bulk



BLOCKAGE-BUSTER CLEANOUT AUGER

(WITH CONTAINER)

Comfortable pistol grip handle with plastic canister. Spin action permits passage of wire through traps and around bends. High tensile spring wire is easily self-storing in canisters.

B14181	¼" x 15 ft.	Domestic
B14182	¼" x 25 ft.	Domestic
B14181R	¼" x 15 ft.	Imported
B14182R	¼" x 25 ft.	Imported

4 per Carton



ZOOMER POWER CLEANING AUGER

(FITS ANY POWER DRILL)

Comfortable pistol grip handle with plastic canister. Adapts to variable speed portable drills or may be used by hand. Drill not included.

B14138	¼" x 15 ft.	Domestic
B14139	¼" x 25 ft.	Domestic
B14138R	¼" x 15 ft.	Imported
B14139R	¼" x 25 ft.	Imported

4 per Carton

FLAT SEWER ROD

Oil tempered black flat spring steel. Complete with brass spear head and frame.

	½" x 1/16"	
B14106	25 ft.	6 per Box, Carded
B14107	50 ft.	6 per Box, Carded
B14108	75 ft.	6 per Box, Carded
B14109	100 ft.	6 per Box, Carded



	¾" x 1/16"	
B14110	25 ft.	5 per Box, Carded
B14111	50 ft.	5 per Box, Carded
B14112	75 ft.	5 per Box, Carded
B14113	100 ft.	5 per Box, Carded



“LECTRIC-SNAKE”

(FITS ANY POWER DRILL)

Safety clutch prevents wire damage. Exclusive removable caps to flush out debris from wire after use. Furnished with steel arbor. Drill not included.

B14132	15 ft.	Individually Carded
B14133	25 ft.	Individually Carded



FLEXIBLE SINK CLEANER

¼" x 25 ft. •

Flat spring steel with brass ball point and frame.

B14165

24 per Carton



DRAIN KING

Unclogs drains with household water. Connects to garden hose to clear toilet bowl, basin tub, sink, or shower stall. Expands to seal and clear 1½" to 6" drain. Sealed valve prevents back flow into line.

B14180A	Fits 1" to 2" Drains
B14180B	Fits 1½" to 3" Drains
B14180C	Fits 3" to 4" Drains
B14180D	Fits 3" to 6" Drains

Individually Carded / 6 per Box



FIT-ALL TANK COVER

White Plastic • 21 ⅛" Long x 7 ¾" Wide

B14185

Individually Packed



GENERAL FLOOD GUARDS

General Part # 4F • Size 4"

B14187A

Individually Boxed



ZIP-IT DRAIN CLEANING TOOL

Unclogs Sinks, Showers, and Tubs • Simply insert Zip-It tool into drain and pull out slowly to remove hair and other debris

B14188

12 per Box

GARDEN HOSE, VINYL HOSE



NYLON REINFORCED HOSE

(ALL-WEATHER FLEXIBILITY)

Green • Stays flexible at zero° yet maintains high capacity burst strength in the hot sun.

B14330-25	5/8" x 25 ft.	10 per Carton
B14330-50	5/8" x 50 ft.	5 per Carton
B14330-75	5/8" x 75 ft.	3 per Carton
B14330-100	5/8" x 100 ft.	3 per Carton



HOT WATER HOSE

(REINFORCED RUBBER)

500 PSI Burst Strength • Red • Ideal for washing care and for use in garages, basements, porches, etc. Handles 160°F without damage to hose.

B14360-25	5/8" x 25 ft.	5 per Carton
B14360-50	5/8" x 50 ft.	5 per Carton



HEAVY DUTY CONTRACTOR HOSE

(REINFORCED RUBBER ALL-WEATHER FLEXIBILITY)

400 PSI Burst Strength • Black • The ideal contractor hose. Delivers high volume water for all big jobs. All rubber tube and cover reinforced with tough truck fiber.

B14365-25	3/4" x 25 ft.	2 per Carton
B14365-50	3/4" x 50 ft.	2 per Carton



CLEAR VINYL TUBING DISPENSER COIL

Non-Toxic • Odorless

Stock	I.D.	O.D.	Packed
B14389	1/8"	1/4"	100 ft. per Box
B14389A	3/16"	5/16"	100 ft. per Box
B14390	1/4"	3/8"	100 ft. per Box
B14391	5/16"	1/2"	100 ft. per Box
B14391A	5/16"	7/16"	100 ft. per Box
B14392	3/8"	9/16"	100 ft. per Box
B14392A	3/8"	1/2"	100 ft. per Box
B14393	1/2"	3/4"	100 ft. per Box
B14393A	1/2"	5/8"	100 ft. per Box
B14394	5/8"	7/8"	100 ft. per Box
B14394B	5/8"	3/4"	100 ft. per Box
B14395	3/4"	1"	50 ft. per Box
B14396	1"	1 1/4"	50 ft. per Box
B14397	1 1/4"	1 1/2"	50 ft. per Box
B14397B	1 1/2"	1 7/8"	50 ft. per Box



POLYETHYLENE TUBING

White tubing • Lightweight and flexible • Many uses.

B14410-25	1/4" O.D. x 25'
B14410	1/4" O.D. x 100'
B14410-38	3/8" O.D. x 100'

25 per Box



BRASS THIMBLE INSERTS
(COMPRESSION TO POLYETHYLENE TUBING)

Stock	O.D.
B14398	1/4"
B14398A	3/8"
B14398B	1/2"

25 per Box



SHEET RUBBER PACKING

Red rubber packing for gaskets for hot or cold steam and water lines.

Stock	Thickness	Weight / Yard
B14679	1/16"	5 3/4" lbs.
B14680	3/32"	9 lbs.
B14681	1/8"	11 lbs.

100 lbs. per Bale / Sold by the Pound



HOODEE FRAME CLIPS

B14708

12 per Bag



HEATER & DISHWASHER HOSE

(SINGLE BRAID)

Made from synthetic rubber reinforced with high strength synthetic yarn will sustain temperatures to 250°F.

Stock	I.D.
B14411	5/8"
B14411A	3/4"
B14411B	1/2"
B14411C	7/8"
B14411D	1"

50 ft. per Box



STAINLESS STEEL SINK

3-Hole Sink • 25" x 22" x 6" Deep

B14703

Individually Boxed



HAIR-SNARE

Prevents hair from clogging drains • Fits any sink, tub, or shower.

B14710

1 per Card / 12 per Box



STEEL SINK CLIPS

B14708A

10 per Bag / 25 per Box



RED FORCE CUPS

Stock	Diameter	Handle Length	
B14827	4"	6" Long	
B14828R	6"	24" Long	Imported

24 per Carton



CLOSET BOWL FORCE CUP

High Quality Black Rubber • Powerful suction
clears obstructions • Specially shaped to fit bowl contour.

B14835

6 per Carton



DURST "TOILFLEX" TOILET PLUNGER

Tapered accordion-action compresses at any
angle to powerfully blast obstruction.

B14836R Imported

12 per Carton



ALL ANGLE POWER PLUNGER

B14836-USA

12 per Box



“CLOG BUSTER”® TOILET PLUNGER

IMPORTED
 Fold-in construction converts to flat surface plunger.
 Positive seal prevents back splash.

B14837R

12 per Carton



DURST SUPER PLUNGER

23" Length • Powerful action perfect for toilets.

B14839

24 per Carton



DURST MINI BELLOWS PLUNGER

Perfect for Sink and Basin.

B14826

25 per Carton



DURST MINI SUPER PLUNGER

20" Length

B14840

24 per Carton



OVAL FLOAT

(EXTERNAL SPUD TYPE)
 Copper • 4" x 5"

B14980

12 per Box



OVAL FLOAT

(HIGH BUOYANCY)

Plastic • 4" x 4¾" •

One piece heavy wall polyethylene. Self tapping.
 Indestructible. Resists rust and acids.

B14990

12 per Box / 100 per Carton

ACCESS PANELS/AIR FILTERS



ACCESS PANEL

Stock

B15163	6" x 9"
B15164	14" x 14"

Individually Bagged / 6 per Box



FIBER GLASS FILTERS
(WITH FRAME)

1" Thick	Size	2" Thick
B15198	10" x 20"	-
B15199	12" x 24"	-
B15200	15" x 20"	B15205
B15200C	15" x 25"	-
B15201	16" x 20"	B15206
B15202	16" x 25"	B15207
B15203	20" x 20"	B15208
B15204	20" x 25"	B15209
B15204B	22" x 22"	-
B15204C	24" x 30"	-
B15204CA	25" x 25"	-
B15204E	14" x 25"	-
B15204F	14" x 20"	-
B15204G	20" x 30"	-
B15204H	10" x 25"	-



FOAM POLYURETHANE AIR FILTERS

(NON-BACK FORM)

15" x 24" x 1/4" • Washable • Trim to Fit

B15212F

24 per Carton

Notes:



SUBMERSIBLE UTILITY PUMP • LIBERTY #260

(NON-AUTOMATIC)

Lightweight thermoplastic portable pump with screened bottom inlet. 8' grounded replaceable power cord and 115V motor. Pumps up to 975 gallons per hour. Use to drain window sills, small cisterns, and puddles. Garden hose adapter included. UL & SL rated. Pumps floor dry to 1/8"

B15271

Individually Boxed



SIMER M40P MINI-VAC PUMP

(WITH 6' SUCTION HOSE & PUD-L-SCOOP)

Pumps floor dry to 1/8". Use for waterbed draining, flooded floors, water transfer, and swimming pool covers. Extra impeller kit included at NO CHARGE. UL rated.

B15272

Individually Boxed



PEDESTAL SUMP PUMP • FLOTEC 1/3 HP

(AUTOMATIC)

Corrosion-resistant construction features plastic volute, impeller and column. Replaces any existing brand of pedestal pump. Top inlet prevents loose debris in sump pit from entering pump. Standard switch unit with 115V motor with automatic thermal overload protection. 6' power cord. Pumps up to 3000 gallons per hour. UL & SA rated.

B15273

Individually Boxed



SIMER MARK 1 AUTOMATIC SUMP PUMP

(SUBMERSIBLE)

Pumps up to 1260 gallons per hour. 1 1/4" MPT discharge with threaded coupling. Automatic operation. Fits 11" diameter sump. 1/4 HP. UL rated.

B15274

Individually Boxed

Notes:



LITTLE GIANT PUMP
(AUTOMATIC)

6-CIA-ML • Automatic on-off. 10' power cord. Includes 1 1/2" FNPT adapter. UL & SA rated. 1/3 HP. • Cast Iron Pump Housing

B15275

Individually Boxed



LIBERTY SUMP PUMP • #S37

Powered by 1/3 HP motor with dual ball bearings. Cast iron motorplate. HD vertical style float switch. 1/4" solids handling. 1 1/2" PT discharge 25' maximum head. 42 GPM at 5'.

B15276

Individually Boxed



DURST SUPER ROTARY LIQUID PUMP
(FOR ALL POWER DRILLS)

Pumps water at the rate of 200 gallons per hour. Will spray most liquids. Self-priming to 8-10 feet. Drill not included.

B14186

Individually Carded / 6 per Box



LIBERTY SJ10 SUMP JET

Water powered backup Sump Pump requires no electricity to operate. The Sump Jet removes 2 gallons of water for every gallon used. Fully automatic 3/4 NPT inlet connection

B15280

Individually Boxed



DURST VERSI-PUMP
(1/3 HP SUBMERSIBLE PUMP)

1370 g.p.h. Flow Rate and 26.3 ft. Lift • Outlet Fits Garden Hose or 1" FPT • 10 ft. Grounded Power Cord • Lightweight, Non-Metallic Casing • **UL Listed** • Not designed for use as a sump pump.

B15278

Individually Boxed / 6 per Carton



CLOSED FRONT TOILET SEAT
(REGULAR WITH COVER)
Wood Sprayed Enamel

CHROME BAR HINGE	
B15800-WHI	White
PLASTIC BAR HINGE	
B15805-WHI	White
B15805-BLA	Black
B15805-GRE	Green
B15805-BLU	Blue
B15805-SIL	Gray
B15805-YEL	Yellow
B15805-PIN	Pink
B15805-BEI	Beige
B15805-BON	Bone
B15805-ALM	Almond

6 per Master Carton



OPEN FRONT TOILET SEAT
(ELONGATED WITH COVER)
Wood Sprayed Enamel

PLASTIC BAR HINGE	
B15811P-WHI	White

6 per Master Carton



CLOSED FRONT TOILET SEAT
(ELONGATED WITH COVER)
Wood Sprayed Enamel

PLASTIC BAR HINGE	
B15809P-WHI	White
B15809P-BLA	Black
B15809P-BLU	Blue
B15809P-BEI	Beige
B15809P-ALM	Almond

6 per Master Carton



CLOSED FRONT TOILET SEAT
(REGULAR WITH COVER)
Premium Grade Solid Plastic

HEAVY DUTY PLASTIC HINGE	
B15827-WHI	White

6 per Master Carton



ELONGATED CLOSED FRONT TOILET SEAT
(WITH COVER)
Premium Grade Solid Plastic

HEAVY DUTY PLASTIC HINGE	
B15828-WHI	White
B15828-BLA	Black

6 per Master Carton



CLOSED FRONT TOILET SEAT

(REGULAR WITH COVER)
Wood Sprayed Enamel

Stock	Finish	Color
B15806-WHI	Decko	White
6 per Master Carton		



OPEN FRONT TOILET SEAT

(REGULAR WITH COVER)
Plastic

PLASTIC BAR HINGE		
B15830P-WHI		White
6 per Master Carton		



ELONGATED OPEN FRONT TOILET SEAT

(LESS COVER)
Premium Grade Solid Plastic • Industrial Usage

HEAVY DUTY PLASTIC HINGE		
B15842-WHI		White
B15842-BLA		Black
6 per Master Carton		



OPEN FRONT TOILET SEAT

(REGULAR LESS COVER)
Premium Grade Solid Plastic • Industrial Usage

HEAVY DUTY PLASTIC HINGE		
B15844-WHI		White
6 per Master Carton		



DURATEX CLOSED FRONT TOILET SEAT

(REGULAR WITH COVER)
Solid Plastic • Flat Bottom


TOP MOUNT HINGE		
B15846-WHI		White
6 per Master Carton		



SLOW CLOSE TOILET SEAT

(REGULAR WITH COVER)


B15847-WHI		
Individually Boxed		



FLUE PIPE
Galvanized

B15890	3"
B15891	4"
B15891B	5"
B15892	6"

Individually Packed



FLUE ELLS
Galvanized

B15893	3"
B15894	4"
B15895	5"
B15896	6"


4 per Package



FLUE TEES
Galvanized

Stock	Size
B15897	3"
B15897B	4"
B15897C	5"
B15897D	6"

Individually Boxed



INCREASER / DECREASER
Galvanized

B15898	Flue Reducer	4" x 3"
B15899	Flue Increaser	3" x 4"

Individually Packed / Bulk

Notes:

FLEXIBLE DUCTING, DRYER VENTS




FLEXIBLE VENT KIT

Kit contains 1 hood, flexible ducting and 2 clamps.

Stock	Size	Length
B15901	3"	8 ft. w/ Aluminum Hood
B15903	4"	8 ft. w/ Aluminum Hood Vinyl Ducting
B15903L	4"	8 ft. w/ Plastic Hood Aluminum Foil Ducting

Individually Boxed



FLEXIBLE DUCTING

White Vinyl ducting for use with exhaust fans or other air venting applications. Not UL-approved for use with gas or electric dryers. Compressed for easy handling and storage, pulls out to desired length.

Stock	Size	Length	Packed
Vinyl Ducting/not for use with Dryer			
B15911V	3"	8 ft.	12 per Carton
B15913V	3"	50 ft.	Ind. Packed
B15916V	4"	8 ft.	12 per Carton
B15918V	4"	50 ft.	Ind. Packed
Aluminum Foil Ducting/For use with Dryer			
B15923	3"	50 ft.	Ind. Packed
B15924	4"	50 ft.	Ind. Packed
B15924A	4"	8 ft.	12 per Box



CLAMPS

B15905	3" Galvanized
B15906	4" Galvanized
B15906P	4" Plastic
25 per Box	



FLEXIBLE DUCTING

Rigid Aluminum Ducting for use with gas or electric dryers. UL Approved. Compressed for easy handling and storage, pulls out to desired length.

Stock	Size	Length	Packed
B15919C	4"	8 ft.	12 per Carton
B15920C	3"	8 ft.	12 per Carton



VENT HOOD

B15925	3" Aluminum
B15926	4" Aluminum
B15926P	4" Plastic w/ Louvered Front
24 per Carton	



4" LOUVERED FACE PLATE

B15927	White
Individually Boxed	



LINT TRAP VENT KIT (NOT FOR USE WITH GAS DRYERS)

B15922
Individually Boxed



SNAP LOCK PIPE

Aluminum

Stock	Size	Length
B15930	3"	24"
B15932	4"	24"
25 per Carton		



ELBOW

B15940	3" Aluminum
B15941	4" Aluminum
12 per Carton	



WINDOW PLATE

Aluminum

Stock	Diameter	Size
B15936	4"	12" x 18"
24 per Carton		



B15945 B15946 B15947 B15948

ALUMINUM ACCESSORIES

Stock	Size	Description
B15945	4" x 3"	Reducer
B15946	3" x 4"	Increaser
B15947	3"	Ducting Coupling
B15948	4"	Ducting Coupling
12 per Carton		



SOLVENT CEMENT P-4

(FOR PVC PLASTIC)

A light bodied cement that is fast-curing and setting. Excellent for cold weather and small diameter pipe. Dauber screw-in top.

Stock	Can Size	Packed
B15942	¼ Pint	24 per Box
B15942A	½ Pint	24 per Box
B15942B	1 Pint	12 per Box
B15942C	1 Quart	12 per Box



ALL PURPOSE SOLVENT CEMENT MP-6

(FOR ABS, PVC OR CPVC PLASTIC)

Specially designed for use on hot water systems. Sets in ½ an hour. Full bonds in 24 hours. Dauber screw-in top.

Stock	Can Size	Packed
B15944B	¼ Pint	24 per Box
B15944C	½ Pint	24 per Box
B15944CA	1 Pint	12 per Box



CLEAR CLEANER

(FOR PVC OR CPVC PLASTIC)

Removes dirt, oil or grease from pipes so that cement will penetrate the plastic.

Stock	Can Size	Packed
B15943	¼ Pint	24 per Box
B15943A	½ Pint	24 per Box
B15943B	1 Pint	12 per Box



PURPLE CLEANER PRIMER

(FOR PVC PLASTIC)

Removes grease, oil, dirt, etc. from bonding surfaces of PVC and ABS pipe fittings. Use just before applying cement to pipe and fittings.

Stock	Can Size	Packed
B15944D	¼ Pint	24 per Box
B15944	½ Pint	24 per Box
B15944A	1 Pint	12 per Box
B15944F	1 Quart	12 per Box



B15943 KIT

(FOR PVC OR CPVC PLASTIC)

Convenient 3-Pack consist of ¼ Pints (1 each) of Cleaner, Primer, and Multi-Purpose Cement.

B15943-KIT

Kits Individually Packed



BLUE PVC CEMENT

(FOR WET USE)

Stock	Can Size	Packed
B15944G	¼ Pint Wet Set	24 per Box



COUNTER TOP FILTER

Taste & odor filter system with cartridge and faucet adapters.

B15949	Filter Housing plus Taste & Odor Filters
B15949-CART	Replacement Filter for B15949
Individually Boxed	



FILTERS

Taste & Odor Filtering System

B15950	Faucet Attached Filter	Individually Packed
B15950C	Replacement Cartridges	Two Pack



ICE MAKER FILTERS

Taste & odor ice maker filter with quick connect fittings. Fits 1/4" O.D. Tubing

B15951
12 per Box



WATER FILTER HOUSING WRENCH

B15953
Bulk



UNDER SINK FILTER

Lead, cyst and VOC reduction filter system with quick connect hook-up fittings, cartridges, mounting bracket, wrench, delivery faucet, saddle valve and flow meter with automatic shut off.

B15952
Individually Boxed



WATER FILTER PARTS (FOR COLD WATER)

Housing		
B15955L	Housing Only-Less Filter	Individually Packed

FILTER CARTRIDGES, HUMIDIFIER ACCESSORIES



B15956

B15957

B15958

B15958R

WATER FILTER PARTS

(FOR COLD WATER)

¾ Clear Housing • Domestic

Replacement Filter Cartridges


B15956	Paper-Sediment	Each
B15957	Carbon Paper-Taste & Odor	Each
B15958	Granular Carbon-Taste & Odor	Each
B15958R	Durst Granular Carbon-Taste & Odor	Each



HUMIDIFIER WATER FEED VALVE

B15967

Individually Boxed / 12 per Carton



EVAPORATOR PAD

(FOR SKUTTLE HUMIDIFIER)

B15982

Fits Series 90, H-100, 109

12 per Box

Notes:

NO HUB COUPLING, RUBBER CAPS & COUPLING



NO HUB CAPS
(WITH CLAMPS)

B16476	1 1/2"	100 per Box
B16477	2"	100 per Box
B16478	3"	50 per Box
B16479	4"	50 per Box



WASHING MACHINE HOSE GRIP


Fits 2" Pipe

B16476W

12 per Box



B16480



B16480-HD

NO HUB SHIELDED COUPLINGS
(FOR SOIL PIPE CONNECTION)

Regular		Heavy Duty
B16480	1 1/2"	B16480HD
B16481	2"	B16481HD
B16482	3"	B16482HD
B16483	4"	B16483HD
B16483A	2" x 1 1/2"	
B16479F	3" x 2"	
B16479G	4" x 3"	
B16479H	4" x 2"	

100 per Box



TRANSITION COUPLINGS

Provides leak-proof connection between cast iron or plastic, or cast iron to plastic. Also fits copper, steel & galvanized.

B16483B	1 1/4" x 1 1/4"	100 per Box
B16484	1 1/2" x 1 1/2"	100 per Box
B16485	2" x 1 1/2"	100 per Box
B16486	2" x 2"	100 per Box
B16487	3" x 3"	50 per Box
B16487A	3" x 2"	50 per Box
B16488	3" x 4"	50 per Box
B16489	4" x 4"	50 per Box
B16489A	1 1/2" x 1 1/4"	100 per Box
B16496	4" x 2"	50 per Box
B16497	5" x 4"	20 per Box
B16498	6" x 4"	20 per Box
B16499	8" x 6"	20 per Box
B16499B	6" x 6"	20 per Box
B16490	5" x 5"	20 per Box

TRAP CONNECTORS, FLEXIBLE CONNECTIONS



A2538



A2541



A2541B

FLEXIBLE DRAIN & TRAP CONNECTOR

A2538	Connects 2" pipe to 1 1/2" or 1 1/4" trap
A2541	Connects 1 1/2" pipe to 1 1/2" or 1 1/4" tubular trap
A2541B	Connects 1 1/2" or 1 1/4" tubular to tubular trap

Bulk



90° ELL

B16510	1 1/2"
B16511	2"
B16512	3"
B16513	4"

12 per Box



TEE

B16520	1 1/2"	12 per Box
B16521	2"	12 per Box
B16522	3"	10 per Box
B16523	4"	10 per Box



FLEXIBLE QWIK TRAPS

Fits 1 1/4" or 1 1/2" plastic or metal drain traps.
Adjustable alignment.

B16528

12 per Box

Notes:



HUB DONUTS

(FOR CAST IRON TO PVC SCHEDULE 40)

B16529	3" x 2"
B16530	4" x 2"
B16531	4" x 3"
B16532	4" x 4"
B16533	2" x 1 1/2"

12 per Box



GENERAL PURPOSE DRAIN

Fits over 2" PVC Pipe • Stainless Steel Grid

B16560

12 per Box



POOL OR UTILITY DRAIN

Fits over 2" PVC Pipe • Stainless Steel Grid

B16562

12 per Box



LOW PROFILE SHOWER DRAIN

Fits over 2" PVC Pipe • Stainless Steel Grid

B16563

Individually Packed / 20 per Box



PLASTIC CLEAN OUT PLUG

(RECESSED HEAD)
Standard Thread Sizes

B16567	2"
B16568	3"
B16569	3½"
B16570	4"
24 per Box	



PVC NO CAULK SHOWER DRAIN
(WITH RUBBER GASKET)


For 2" PVC Pipe

B16564

Each / 12 per Box

Notes:

PIPE FITTINGS, GALVANIZED & BLACK



TEES

Size	Galvanized	Black	Packed
1/8"	D16100-18	D16200-18	80 per Box
1/4"	D16100-14	D16200-14	50 per Box
3/8"	D16100-38	D16200-38	30 per Box
1/2"	D16100-12	D16200-12	40 per Box
3/4"	D16100-34	D16200-34	35 per Box
1"	D16100-1	D16200-1	20 per Box
1 1/4"	D16100-114	D16200-114	14 per Box
1 1/2"	D16100-112	D16200-112	15 per Box
2"	D16100-2	D16200-2	10 per Box
2 1/2"	-	D16200-212	8 per Box



90° ELBOWS

Size	Galvanized	Black	Packed
1/8"	D16101-18	D16201-18	50 per Box
1/4"	D16101-14	D16201-14	35 per Box
3/8"	D16101-38	D16201-38	45 per Box
1/2"	D16101-12	D16201-12	50 per Box
3/4"	D16101-34	D16201-34	35 per Box
1"	D16101-1	D16201-1	20 per Box
1 1/4"	D16101-114	D16201-114	20 per Box
1 1/2"	D16101-112	D16201-112	10 per Box
2"	D16101-2	D16201-2	8 per Box




45° ELBOWS

Size	Galvanized	Black	Packed
1/8"	D16102-18	D16202-18	50 per Box
1/4"	D16102-14	D16202-14	35 per Box
3/8"	D16102-38	D16202-38	50 per Box
1/2"	D16102-12	D16202-12	50 per Box
3/4"	D16102-34	D16202-34	40 per Box
1"	D16102-1	D16202-1	20 per Box
1 1/4"	D16102-114	D16202-114	20 per Box
1 1/2"	D16102-112	D16202-112	10 per Box
2"	D16102-2	D16202-2	12 per Box



COUPLING

Size	Galvanized	Black	Packed
1/8"	D16103-18	D16203-18	70 per Box
1/4"	D16103-14	D16203-14	40 per Box
3/8"	D16103-38	D16203-38	50 per Box
1/2"	D16103-12	D16203-12	40 per Box
3/4"	D16103-34	D16203-34	50 per Box
1"	D16103-1	D16203-1	25 per Box
1 1/4"	D16103-114	D16203-114	16 per Box
1 1/2"	D16103-112	D16203-112	18 per Box
2"	D16103-2	D16203-2	12 per Box
2 1/2"	-	D16203-212	8 per Box



90° STREET ELBOWS

Size	Galvanized	Black	Packed
1/8"	D16104-18	D16204-18	60 per Box
1/4"	D16104-14	D16204-14	35 per Box
3/8"	D16104-38	D16204-38	40 per Box
1/2"	D16104-12	D16204-12	60 per Box
3/4"	D16104-34	D16204-34	35 per Box
1"	D16104-1	D16204-1	30 per Box
1 1/4"	D16104-114	D16204-114	25 per Box
1 1/2"	D16104-112	D16204-112	9 per Box
2"	D16104-2	D16204-2	10 per Box




45° STREET ELBOWS

Size	Galvanized	Black	Packed
1/8"	-	D16205-18	70 per Box
1/4"	D16105-14	D16205-14	40 per Box
3/8"	D16105-38	D16205-38	50 per Box
1/2"	D16105-12	D16205-12	75 per Box
3/4"	D16105-34	D16205-34	40 per Box
1"	D16105-1	D16205-1	25 per Box
1 1/4"	D16105-114	D16205-114	10 per Box
1 1/2"	D16105-112	D16205-112	10 per Box
2"	D16105-2	D16205-2	12 per Box



EXTENSION PIECES

Size	Galvanized	Black	Packed
1/2"	D16106-12	D16206-12	50 per Box
3/4"	D16106-34	D16206-34	40 per Box
1"	D16106-1	D16206-1	30 per Box
1 1/4"	D16106-114	D16206-114	20 per Box
1 1/2"	D16106-112	D16206-112	15 per Box



FLANGES

Size	Galvanized	Black	Packed
1/8"	D16107-18	D16207-18	18 per Box
1/4"	D16107-14	D16207-14	18 per Box
3/8"	D16107-38	D16207-38	18 per Box
1/2"	D16107-12	D16207-12	18 per Box
3/4"	D16107-34	D16207-34	14 per Box
1"	D16107-1	D16207-1	8 per Box
1 1/4"	D16107-114	D16207-114	20 per Box
1 1/2"	D16107-112	D16207-112	18 per Box
2"	D16107-2	D16207-2	4 per Box

THREADLESS COUPLINGS, PIPE FITTINGS, GALVANIZED & BLACK



PLUGS

Size	Galvanized	Black	Packed
1/8"	D16108-18	D16208-18	50 per Box
1/4"	D16108-14	D16208-14	50 per Box
3/8"	D16108-38	D16208-38	50 per Box
1/2"	D16108-12	D16208-12	50 per Box
3/4"	D16108-34	D16208-34	30 per Box
1"	D16108-1	D16208-1	26 per Box
1 1/4"	D16108-114	D16208-114	20 per Box
1 1/2"	D16108-112	D16208-112	10 per Box
2"	D16108-2	D16208-2	25 per Box
2 1/2"	-	D16208-212	18 per Box
4"	-	D16208-4	6 per Box



STANDARD GROUND JOINT UNIONS

Size	Galvanized	Black	Packed
1/8"	D16112-18	D16211-18	30 per Box
1/4"	D16112-14	D16211-14	20 per Box
3/8"	D16112-38	D16211-38	20 per Box
1/2"	D16112-12	D16211-12	50 per Box
3/4"	D16112-34	D16211-34	35 per Box
1"	D16112-1	D16211-1	20 per Box
1 1/4"	D16112-114	D16211-114	15 per Box
1 1/2"	D16112-112	D16211-112	10 per Box
2"	D16112-2	D16211-2	6 per Box



CAPS

Size	Galvanized	Black	Packed
1/8"	D16109-18	D16209-18	120 per Box
1/4"	D16109-14	D16209-14	80 per Box
3/8"	D16109-38	D16209-38	60 per Box
1/2"	D16109-12	D16209-12	75 per Box
3/4"	D16109-34	D16209-34	40 per Box
1"	D16109-1	D16209-1	35 per Box
1 1/4"	D16109-114	D16209-114	25 per Box
1 1/2"	D16109-112	D16209-112	25 per Box
2"	D16109-2	D16209-2	18 per Box




COMPRESSION THREADLESS COUPLINGS
Galvanized

Size	Galvanized Long Pattern	Packed
1/2"	D16116-12	12 per Box
3/4"	D16116-34	12 per Box
1"	D16116-1	12 per Box
1 1/4"	D16116-114	6 per Box
1 1/2"	D16116-112	6 per Box
2"	D16116-2	6 per Box



COMPRESSION THREADLESS COUPLINGS
Brass

Size	Short Repair Pattern	Long Repair Pattern	Packed
3/8"	D16117-38	-	24 per Box
1/2"	D16117-12	D16118-12	12 per Box
3/4"	D16117-34	D16118-34	12 per Box
1"	D16117-1	-	12 per Box
1 1/4"	D16117-114	-	12 per Box
1 1/2"	D16117-112	-	12 per Box
2"	D16117-2	-	12 per Box



REDUCING ELBOWS

Size	Galvanized	Black	Packed
1/4" x 1/8"	D16121-14.18	D16214-14.18	40 per Box
3/8" x 1/8"	D16121-38.18	D16214-38.18	70 per Box
3/8" x 1/4"	D16121-38.14	D16214-38.14	60 per Box
1/2" x 1/4"	D16121-12.14	D16214-12.14	40 per Box
1/2" x 3/8"	D16121-12.38	D16214-12.38	50 per Box
3/4" x 1/4"	D16121-34.14	-	40 per Box
3/4" x 3/8"	D16121-34.38	D16214-34.38	25 per Box
3/4" x 1/2"	D16121-34.12	D16214-34.12	30 per Box
1" x 1/4"	D16121-1.14	D16214-1.14	40 per Box
1" x 3/8"	D16121-1.38	-	40 per Box
1" x 1/2"	D16121-1.12	D16214-1.12	30 per Box
1" x 3/4"	D16121-1.34	D16214-1.34	25 per Box
1 1/4" x 1/2"	-	D16214-114.12	35 per Box
1 1/4" x 3/4"	D16121-114.34	D16214-114.34	15 per Box
1 1/4" x 1"	D16121-114.1	D16214-114.1	10 per Box
1 1/2" x 3/4"	-	D16214-112.34	15 per Box
1 1/2" x 1"	-	D16214-112.1	10 per Box
1 1/2" x 1 1/4"	-	D16214-112.114	15 per Box
2" x 3/4"	-	-	10 per Box
2" x 1"	D16121-2.1	-	14 per Box
2" x 1 1/4"	-	D16214-2.114	10 per Box
2" x 1 1/2"	D16121-2.112	D16214-2.112	10 per Box

Notes:



REDUCING TEES

Size	Galvanized	Black	Packed
1/4" x 1/8"	-	D16215-14.18	25 per Box
3/8" x 1/8"	D16122-38.18	D16215-38.18	60 per Box
3/8" x 1/4"	D16122-38.14	D16215-38.14	40 per Box
1/2" x 1/8"	-	D16215-12.18	60 per Box
1/2" x 1/4"	D16122-12.14	D16215-12.14	25 per Box
1/2" x 3/8"	D16122-12.38	D16215-12.38	45 per Box
1/2" x 1/2" x 3/4"	D16122-12.12.34	D16215-12.12.34	30 per Box
1/2" x 1/2" x 1"	-	D16215-12.12.1	25 per Box
3/4" x 1/4"	D16122-34.14	-	25 per Box
3/4" x 3/8"	D16122-34.38	-	30 per Box
3/4" x 1/2"	D16122-34.12	D16215-34.12	30 per Box
3/4" x 1/2" x 1/2"	D16122-34.12.12	D16215-34.12.12	30 per Box
3/4" x 1/2" x 3/4"	D16122-34.12.34	D16215-34.12.34	40 per Box
3/4" x 1/2" x 1"	-	-	35 per Box
1" x 1/2"	-	D16215-1.12	15 per Box
1" x 3/4"	D16122-1.34	D16215-1.34	25 per Box
1" x 1/2" x 1/2"	-	D16215-1.12.12	20 per Box
1" x 1/2" x 3/4"	-	D16215-1.12.34	20 per Box
1" x 1/2" x 1"	D16122-1.12.1	D16215-1.12.1	15 per Box
1" x 3/4" x 1/2"	D16122-1.34.12	D16215-1.34.12	20 per Box
1" x 3/4" x 3/4"	-	D16215-1.34.34	25 per Box
1" x 3/4" x 1"	D16122-1.34.1	D16215-1.34.1	15 per Box
1 1/4" x 1/2"	-	D16215-114.12	20 per Box
1 1/4" x 3/4"	-	D16215-114.34	12 per Box
1 1/4" x 1"	-	D16215-114.1	16 per Box
1 1/4" x 1/2" x 1"	-	D16215-114.12.1	20 per Box
1 1/4" x 3/4" x 1 1/4"	-	D16215-114.34.114	10 per Box
1 1/2" x 1/2"	-	D16215-112.12	18 per Box
1 1/2" x 3/4"	-	D16215-112.34	10 per Box
1 1/2" x 1"	-	D16215-112.1	13 per Box
1 1/2" x 1 1/4"	-	D16215-112.114	15 per Box
1 1/2" x 3/4" x 1 1/2"	-	D16215-112.34.112	12 per Box
2" x 3/4"	-	D16215-2.34	10 per Box
2" x 3/4" x 2"	-	D16215-2.34.2	10 per Box
2" x 1"	-	D16215-2.1	12 per Box
2" x 1 1/4"	-	D16215-2.114	8 per Box
2" x 1 1/2"	-	D16215-2.112	8 per Box



REDUCING COUPLINGS

Size	Galvanized	Black	Packed
¼" x ⅛"	D16123-14.18	D16216-14.18	50 per Box
⅜" x ⅛"	D16123-38.18	D16216-38.18	35 per Box
⅜" x ¼"	D16123-38.14	D16216-38.14	30 per Box
½" x ⅛"	D16123-12.18	D16216-12.18	50 per Box
½" x ¼"	D16123-12.14	D16216-12.14	50 per Box
½" x ⅜"	D16123-12.38	D16216-12.38	40 per Box
¾" x ⅛"	D16123-34.18	D16216-34.18	35 per Box
¾" x ¼"	D16123-34.14	D16216-34.14	30 per Box
¾" x ⅜"	D16123-34.38	D16216-34.38	30 per Box
¾" x ½"	D16123-34.12	D16216-34.12	60 per Box
1" x ⅜"	D16123-1.38	D16216-1.38	30 per Box
1" x ½"	D16123-1.12	D16216-1.12	30 per Box
1" x ¾"	D16123-1.34	D16216-1.34	25 per Box
1¼" x ⅜"	D16123-114.38	D16216-114.38	25 per Box
1¼" x ½"	D16123-114.12	D16216-114.12	25 per Box
1¼" x ¾"	D16123-114.34	D16216-114.34	25 per Box
1¼" x 1"	D16123-114.1	D16216-114.1	15 per Box
1½" x ⅜"	-	D16216-112.38	30 per Box
1½" x ½"	D16123-112.12	D16216-112.12	20 per Box
1½" x ¾"	D16123-112.34	D16216-112.34	15 per Box
1½" x 1"	D16123-112.1	D16216-112.1	25 per Box
1½" x 1¼"	D16123-112.114	D16216-112.114	12 per Box
2" x ½"	D16123-2.12	D16216-2.12	14 per Box
2" x ¾"	D16123-2.34	D16216-2.34	14 per Box
2" x 1"	D16123-2.1	D16216-2.1	14 per Box
2" x 1¼"	D16123-2.114	D16216-2.114	14 per Box
2" x 1½"	D16123-2.112	D16216-2.112	12 per Box
2½" x 1¼"	-	D16217-212.114	20 per Box
2½" x 2"	-	D16217-212.2	20 per Box
3" x 2"	-	D16217-3.2	16 per Box
2½" x 2"	-	D16217-3.212	12 per Box



BUSHINGS

Size	Galvanized	Black	Packed
¼" x ⅛"	D16124-14.18	D16217-14.18	50 per Box
⅜" x ⅛"	D16124-38.18	D16217-38.18	35 per Box
⅜" x ¼"	D16124-38.14	D16217-38.14	30 per Box
½" x ⅛"	D16124-12.18	D16217-12.18	50 per Box
½" x ¼"	D16124-12.14	D16217-12.14	50 per Box
½" x ⅜"	D16124-12.38	D16217-12.38	40 per Box
¾" x ⅛"	D16124-34.18	D16217-34.18	35 per Box
¾" x ¼"	D16124-34.14	D16217-34.14	30 per Box
¾" x ⅜"	D16124-34.38	D16217-34.38	30 per Box
¾" x ½"	D16124-34.12	D16217-34.12	60 per Box
1" x ⅛"	-	D16217-1.18	45 per Box
1" x ¼"	D16124-1.14	D16217-1.14	45 per Box
1" x ⅜"	D16124-1.38	D16217-1.38	30 per Box
1" x ½"	D16124-1.12	D16217-1.12	30 per Box
1" x ¾"	D16124-1.34	D16217-1.34	25 per Box
1¼" x ½"	D16124-114.12	D16217-114.12	25 per Box
1¼" x ¾"	D16124-114.34	D16217-114.34	25 per Box
1¼" x 1"	D16124-114.1	D16217-114.1	15 per Box
1½" x ¼"	-	D16217-112.14	30 per Box
1½" x ⅜"	-	D16217-112.38	30 per Box
1½" x ½"	D16124-112.12	D16217-112.12	20 per Box
1½" x ¾"	D16124-112.34	D16217-112.34	15 per Box
1½" x 1"	D16124-112.1	D16217-112.1	25 per Box
1½" x 1¼"	D16124-112.114	D16217-112.114	12 per Box
2" x ½"	D16124-2.12	D16217-2.12	14 per Box
2" x ¾"	D16124-2.34	D16217-2.34	14 per Box
2" x 1"	D16124-2.1	D16217-2.1	14 per Box
2" x 1¼"	D16124-2.114	D16217-2.114	14 per Box
2" x 1½"	D16124-2.112	D16217-2.112	12 per Box
2½" x 1¼"	-	D16217-212.114	20 per Box
2½" x 2"	-	D16217-212.2	20 per Box
3" x 2"	-	D16217-3.2	16 per Box
3" x 2½"	-	D16217-3.212	12 per Box

PIPE FITTINGS, GALVANIZED, BLACK & BRASS



STEEL BUSHINGS

Size	Galvanized	Black	Packed
1/4" x 1/8"	D16125-14.18	D16230-14.18	100 per Box
3/8" x 1/8"	-	D16230-38.18	100 per Box
3/8" x 1/4"	-	D16230-38.14	100 per Box
1/2" x 1/8"	-	D16230-12.18	100 per Box
1/2" x 1/4"	D16125-12.14	D16230-12.14	100 per Box
1/2" x 3/8"	-	D16230-12.38	100 per Box
3/4" x 1/8"	D16125-34.18	-	100 per Box
3/4" x 1/4"	D16125-34.14	-	100 per Box
3/4" x 1/2"	D16125-34.12	D16230-34.12	100 per Box
1" x 1/2"	-	D16230-1.12	50 per Box



TEES

Size	Brass	Packed
1/8"	D16300-18	25 per Box
1/4"	D16300-14	25 per Box
3/8"	D16300-38	25 per Box
1/2"	D16300-12	25 per Box
3/4"	D16300-34	25 per Box
1"	D16300-1	25 per Box
1 1/4"	D16300-114	35 per Box
1 1/2"	D16300-112	24 per Box
2"	D16300-2	15 per Box



90° ELBOWS

Size	Brass	Packed
1/8"	D16301-18	25 per Box
1/4"	D16301-14	25 per Box
3/8"	D16301-38	25 per Box
1/2"	D16301-12	25 per Box
3/4"	D16301-34	25 per Box
1"	D16301-1	25 per Box
1 1/4"	D16301-114	20 per Box
1 1/2"	D16301-112	35 per Box
2"	D16301-2	20 per Box




45° ELBOWS

Size	Brass	Packed
1/8"	D16302-18	25 per Box
1/4"	D16302-14	25 per Box
3/8"	D16302-38	25 per Box
1/2"	D16302-12	25 per Box
3/4"	D16302-34	25 per Box
1"	D16302-1	25 per Box
1 1/4"	D16302-114	25 per Box
1 1/2"	D16302-112	35 per Box
2"	D16302-2	20 per Box



COUPLINGS
(SOCKETS)

Size	Brass	Packed
1/8"	D16303-18	25 per Box
1/4"	D16303-14	25 per Box
3/8"	D16303-38	25 per Box
1/2"	D16303-12	25 per Box
3/4"	D16303-34	25 per Box
1"	D16303-1	25 per Box
1 1/4"	D16303-114	25 per Box
1 1/2"	D16303-112	25 per Box
2"	D16303-2	15 per Box



90° STREET ELBOWS

Size	Brass	Packed
1/8"	D16304-18	25 per Box
1/4"	D16304-14	25 per Box
3/8"	D16304-38	25 per Box
1/2"	D16304-12	25 per Box
3/4"	D16304-34	25 per Box
1"	D16304-1	25 per Box
1 1/4"	D16304-114	20 per Box
1 1/2"	D16304-112	35 per Box
2"	D16304-2	20 per Box



45° STREET ELBOWS

Size	Brass	Packed
1/8"	D16305-18	25 per Box
1/4"	D16305-14	25 per Box
3/8"	D16305-38	25 per Box
1/2"	D16305-12	25 per Box
3/4"	D16305-34	25 per Box
1"	D16305-1	25 per Box
1 1/4"	D16305-114	25 per Box
1 1/2"	D16305-112	35 per Box
2"	D16305-2	20 per Box




PLUGS

Size	Brass	Packed
1/8"	D16308-18	25 per Box
1/4"	D16308-14	25 per Box
3/8"	D16308-38	25 per Box
1/2"	D16308-12	25 per Box
3/4"	D16308-34	25 per Box
1"	D16308-1	25 per Box
1 1/4"	D16308-114	35 per Box
1 1/2"	D16308-112	30 per Box
2"	D16308-2	50 per Box



CAPS

Size	Brass	Packed
1/8"	D16309-18	25 per Box
1/4"	D16309-14	25 per Box
3/8"	D16309-38	25 per Box
1/2"	D16309-12	25 per Box
3/4"	D16309-34	25 per Box
1"	D16309-1	25 per Box
1 1/4"	D16309-114	25 per Box
1 1/2"	D16309-112	50 per Box
2"	D16309-2	70 per Box



LOCK NUTS

Size	Brass	Packed
1/2"	D16310-12	25 per Box



STANDARD GROUND JOINT UNIONS

Size	Brass	Packed
1/8"	D16312-18	25 per Box
1/4"	D16312-14	25 per Box
3/8"	D16312-38	25 per Box
1/2"	D16312-12	25 per Box
3/4"	D16312-34	25 per Box
1"	D16312-1	25 per Box
1 1/4"	D16312-114	35 per Box
1 1/2"	D16312-112	25 per Box
2"	D16312-2	18 per Box



REDUCING ELBOWS

Size	Brass	Packed
3/8" x 1/4"	D16319-38.14	25 per Box
1/2" x 1/4"	D16319-12.14	25 per Box
1/2" x 3/8"	D16319-12.38	25 per Box
3/4" x 1/4"	D16319-34.14	25 per Box
3/4" x 3/8"	D16319-34.38	25 per Box
3/4" x 1/2"	D16319-34.12	25 per Box
1" x 3/8"	D16319-1.38	25 per Box
1" x 1/2"	D16319-1.12	25 per Box
1" x 3/4"	D16319-1.34	25 per Box
1 1/4" x 1/2"	D16319-114.12	40 per Box
1 1/4" x 3/4"	D16319-114.34	40 per Box
1 1/4" x 1"	D16319-114.1	40 per Box
1 1/2" x 1/2"	D16319-112.12	35 per Box
1 1/2" x 1 1/4"	D16319-112.114	35 per Box

Notes:



REDUCING TEES

Size	Brass	Packed
1/4" x 1/8"	D16320-14.18	25 per Box
3/8" x 1/8"	D16320-38.18	25 per Box
3/8" x 1/4"	D16320-38.14	25 per Box
1/2" x 1/4"	D16320-12.14	25 per Box
1/2" x 3/8"	D16320-12.38	25 per Box
1/2" x 1/2" x 1"	D16320-12.12.1	25 per Box
1/2" x 3/4" x 1/2"	D16320-12.34.12	25 per Box
3/4" x 1/4"	D16320-34.14	25 per Box
3/4" x 3/8"	D16320-34.38	25 per Box
3/4" x 1/2"	D16320-34.12	25 per Box
3/4" x 1/2" x 1/2"	D16320-34.12.12	25 per Box
3/4" x 1/2" x 3/4"	D16320-34.12.34	25 per Box
1" x 3/8"	D16320-1.38	25 per Box
1" x 1/2"	D16320-1.12	25 per Box
1" x 3/4"	D16320-1.34	25 per Box
1" x 1/2" x 1/2"	D16320-1.12.12	25 per Box
1" x 1/2" x 3/4"	D16320-1.12.34	25 per Box
1" x 1/2" x 1"	D16320-1.12.1	25 per Box
1" x 3/4" x 1/2"	D16320-1.34.12	25 per Box
1" x 3/4" x 3/4"	D16320-1.34.34	25 per Box
1" x 3/4" x 1"	D16320-1.34.1	25 per Box
1 1/4" x 1/2"	D16320-114.12	25 per Box
1 1/4" x 1"	D16320-114.1	25 per Box



REDUCING COUPLINGS

Size	Brass	Packed
1/4" x 1/8"	D16321-14.18	25 per Box
3/8" x 1/8"	D16321-38.18	25 per Box
3/8" x 1/4"	D16321-38.14	25 per Box
1/2" x 1/8"	D16321-12.18	25 per Box
1/2" x 1/4"	D16321-12.14	25 per Box
1/2" x 3/8"	D16321-12.38	25 per Box
3/4" x 1/4"	D16321-34.14	25 per Box
3/4" x 3/8"	D16321-34.38	25 per Box
3/4" x 1/2"	D16321-34.12	25 per Box
1" x 1/4"	D16321-1.14	25 per Box
1" x 1/2"	D16321-1.12	25 per Box
1" x 3/4"	D16321-1.34	25 per Box
1 1/4" x 1/2"	D16321-114.12	45 per Box
1 1/4" x 3/4"	D16321-114.34	45 per Box
1 1/4" x 1"	D16321-114.1	35 per Box
1 1/2" x 1/2"	D16321-112.12	45 per Box
1 1/2" x 3/4"	D16321-112.34	45 per Box
1 1/2" x 1"	D16321-112.1	35 per Box
1 1/2" x 1 1/4"	D16321-112.114	45 per Box
2" x 1/2"	D16321-2.12	25 per Box
2" x 3/4"	D16321-2.34	25 per Box
2" x 1"	D16321-2.1	25 per Box
2" x 1 1/4"	D16321-2.114	25 per Box
2" x 1 1/2"	D16321-2.112	25 per Box

Notes:

PIPE FITTINGS, BRASS & CHROME PLATED BRASS



BUSHINGS

Size	Brass	Packed
1/4" x 1/8"	D16322-14.18	25 per Box
3/8" x 1/8"	D16322-38.18	25 per Box
3/8" x 1/4"	D16322-38.14	25 per Box
1/2" x 1/8"	D16322-12.18	25 per Box
1/2" x 1/4"	D16322-12.14	25 per Box
1/2" x 3/8"	D16322-12.38	25 per Box
3/4" x 1/8"	D16322-34.18	25 per Box
3/4" x 1/4"	D16322-34.14	25 per Box
3/4" x 3/8"	D16322-34.38	25 per Box
3/4" x 1/2"	D16322-34.12	25 per Box
1" x 1/4"	D16322-1.14	25 per Box
1" x 3/8"	D16322-1.38	25 per Box
1" x 1/2"	D16322-1.12	25 per Box
1" x 3/4"	D16322-1.34	25 per Box
1 1/4" x 1/2"	D16322-114.12	30 per Box
1 1/4" x 3/4"	D16322-114.34	30 per Box
1 1/4" x 1"	D16322-114.1	30 per Box
1 1/2" x 1/4"	D16322-112.14	25 per Box
1 1/2" x 1/2"	D16322-112.12	60 per Box
1 1/2" x 3/4"	D16322-112.34	60 per Box
1 1/2" x 1"	D16322-112.1	60 per Box
1 1/2" x 1 1/4"	D16322-112.114	60 per Box
2" x 1/2"	D16322-2.12	30 per Box
2" x 3/4"	D16322-2.34	30 per Box
2" x 1"	D16322-2.1	30 per Box
2" x 1 1/4"	D16322-2.114	65 per Box
2" x 1 1/2"	D16322-2.112	65 per Box



TEES

Size	Chrome Plated Brass	Packed
3/8"	D16400-38	25 per Box
1/2"	D16400-12	25 per Box



90° ELBOWS

Size	Chrome Plated Brass	Packed
3/8"	D16401-38	25 per Box
1/2"	D16401-12	25 per Box



45° ELBOWS

Size	Chrome Plated Brass	Packed
3/8"	D16402-38	25 per Box
1/2"	D16402-12	25 per Box
3/4"	D16402-34	10 per Box



COUPLINGS (SOCKETS)


Size	Chrome Plated Brass	Packed
3/8"	D16403-38	25 per Box
1/2"	D16403-12	25 per Box



TAPPED SADDLE TEE

For making connections to existing cast iron soil lines without cutting off pipe. Complete with saddle and "U" bolt.

Stock	Size	Packed
D16225	4" x 1 1/2"	Bulk
D16226	4" x 2"	Bulk
D16227	2" x 1 1/2"	Bulk
D16228	2" x 2"	Bulk
D16229	3" x 1 1/2"	Bulk
D16229B	3" x 2"	Bulk



PVC PLASTIC SADDLE TEE KITS

Stock	Size
D16470	3" x 2"
D16471	4" x 2"
D16472	4" x 4"
D16473	4" x 3"

Individually Packed



BRASS CLEANOUT PLUG

Stock	Size IPS	Packed
D16286	1 1/2"	Bulk
D16286B	2"	Bulk
D16287	2 1/2"	Bulk
D16288	3"	Bulk
D16289	3 1/2"	Bulk
D16289B	4"	Bulk



BRASS CLEANOUT PLUG

(WITH COUNTERSUNK NUT)

Stock	Size	Packed
D16490	1 1/2"	Bulk
D16491	2"	Bulk
D16492	2 1/2"	Bulk
D16493	3"	Bulk
D16494	3 1/2"	Bulk
D16495	4"	Bulk
D16495B	5"	Bulk



90° STEAM ELBOWS

Size	Cast Iron	Packed
½"	D16290-12	100
¾"	D16290-34	100
1"	D16290-1	50
1¼"	D16290-114	25
1½"	D16290-112	25
2"	D16290-2	15



45° STEAM ELBOWS

Size	Cast Iron	Packed
½"	D16292-12	100
¾"	D16292-34	100
1"	D16292-1	50
1¼"	D16292-114	25
1½"	D16292-112	25
2"	D16292-2	15



STEAM REDUCING ELLS

Size	Cast Iron	Packed
¾" x ½"	D16291-34.12	100
1" x ½"	D16291-1.12	50
1" x ¾"	D16291-1.34	50
1¼" x ¾"	D16291-114.34	25
1¼" x 1"	D16291-114.1	25
1½" x ¾"	D16291-112.34	25
1½" x 1"	D16291-112.1	25
1½" x 1¼"	D16291-112.114	25
2" x 1¼"	D16291-2.114	15
2" x 1½"	D16291-2.112	15



STEAM REDUCING TEES

Size	Cast Iron	Packed
1" x 1" x ¾"	D16294-1.1.34	50
1¼" x 1" x 1"	D16294-114.1.1	25
1¼" x 1¼" x ½"	D16294-114.114.12	25
1¼" x 1¼" x ¾"	D16294-114.114.34	25
1½" x 1½" x ½"	D16294-112.112.12	25
1½" x 1½" x 1¼"	D16294-112.112.114	25
2" x ¾" x 2"	D16294-2.34.2	25
2" x 1" x 1½"	D16294-2.1.112	15
2" x 2" x 1"	D16294-2.2.1	15
2" x 2" x 1¼"	D16294-2.2.114	15
2" x 2" x 1½"	D16294-2.2.112	15



STEAM TEES

Size	Cast Iron	Packed
½"	D16293-12	50
¾"	D16293-34	50
1"	D16293-1	25
1¼"	D16293-114	25
1½"	D16293-112	15
2"	D16293-2	15

Notes:


PIPE NIPPLES, GALVANIZED & BLACK



PIPE NIPPLES • 1/8" x

Size	Galvanized	Black
1/8" x Close"	D16601-18.CL	D16701-18.CL
1/8" x 1 1/2" (SH)	D16601-18.112	D16701-18.112
1/8" x 2"	D16601-18.2	D16701-18.2
1/8" x 2 1/2"	D16601-18.212	D16701-18.212
1/8" x 3"	D16601-18.3	D16701-18.3
1/8" x 3 1/2"	D16601-18.312	D16701-18.312
1/8" x 4"	D16601-18.4	D16701-18.4
1/8" x 4 1/2"	D16601-18.412	D16701-18.412
1/8" x 5"	D16601-18.5	D16701-18.5
1/8" x 5 1/2"	D16601-18.512	D16701-18.512
1/8" x 6"	D16601-18.6	D16701-18.6
1/8" x 7"	D16601-18.7	D16701-18.7
1/8" x 8"	D16601-18.8	D16701-18.8
1/8" x 9"	D16601-18.9	D16701-18.9


10 per Box



PIPE NIPPLES • 1/4" x

Size	Galvanized	Black
1/4" x Close"	D16601-14.CL	D16701-14.CL
1/4" x 1 1/2" (SH)	D16601-14.112	D16701-14.112
1/4" x 2"	D16601-14.2	D16701-14.2
1/4" x 2 1/2"	D16601-14.212	D16701-14.212
1/4" x 3"	D16601-14.3	D16701-14.3
1/4" x 3 1/2"	D16601-14.312	D16701-14.312
1/4" x 4"	D16601-14.4	D16701-14.4
1/4" x 4 1/2"	D16601-14.412	D16701-14.412
1/4" x 5"	D16601-14.5	D16701-14.5
1/4" x 5 1/2"	D16601-14.512	D16701-14.512
1/4" x 6"	D16601-14.6	D16701-14.6
1/4" x 8"	D16601-14.8	D16701-14.8
1/4" x 10"	D16601-14.10	D16701-14.10
1/4" x 11"	-	D16701-14.11
1/4" x 12"	D16601-14.12	D16701-14.12

25 per Box





PIPE NIPPLES • 3/8" x

Size	Galvanized	Black
3/8" x Close"	D16601-38.CL	D16701-38.CL
3/8" x 1 1/2" (SH)	D16601-38.112	D16701-38.112
3/8" x 2"	D16601-38.2	D16701-38.2
3/8" x 2 1/2"	D16601-38.212	D16701-38.212
3/8" x 3"	D16601-38.3	D16701-38.3
3/8" x 3 1/2"	D16601-38.312	D16701-38.312
3/8" x 4"	D16601-38.4	D16701-38.4
3/8" x 4 1/2"	D16601-38.412	D16701-38.412
3/8" x 5"	D16601-38.5	D16701-38.5
3/8" x 5 1/2"	D16601-38.512	D16701-38.512
3/8" x 6"	D16601-38.6	D16701-38.6
3/8" x 7"	D16601-38.7	D16701-38.7
3/8" x 8"	D16601-38.8	D16701-38.8
3/8" x 9"	D16601-38.9	D16701-38.9
3/8" x 10"	-	D16701-38.10
3/8" x 11"	D16601-38.11	D16701-38.11
3/8" x 12"	D16601-38.12	D16701-38.12
3/8" x 14"	D16601-38.14	-
3/8" x 18"	-	D16701-38.18

10 per Box

Notes:

PIPE NIPPLES, GALVANIZED & BLACK



PIPE NIPPLES • ½" x


Size	Galvanized	Black
½" x Close"	D16601-12.CL	D16701-12.CL
½" x 1 ½" (SH)	D16601-12.112	D16701-12.112
½" x 2"	D16601-12.2	D16701-12.2
½" x 2 ½"	D16601-12.212	D16701-12.212
½" x 3"	D16601-12.3	D16701-12.3
½" x 3 ½"	D16601-12.312	D16701-12.312
½" x 4"	D16601-12.4	D16701-12.4
½" x 4 ½"	D16601-12.412	D16701-12.412
½" x 5"	D16601-12.5	D16701-12.5
½" x 5 ½"	D16601-12.512	D16701-12.512
½" x 6"	D16601-12.6	D16701-12.6
½" x 7"	D16601-12.7	D16701-12.7
½" x 8"	D16601-12.8	D16701-12.8
½" x 9"	D16601-12.9	D16701-12.9
½" x 10"	D16601-12.10	D16701-12.10"
½" x 11"	D16601-12.11	D16701-12.11"
½" x 12"	D16601-12.12	D16701-12.12"
25 per Box		
½" x 18"	D16601-12.18	D16701-12.18"
½" x 24"	D16601-12.24	D16701-12.24"
½" x 30"	D16601-12.30	D16701-12.30"
½" x 36"	D16601-12.36	D16701-12.36"
½" x 48"	D16601-12.48	D16701-12.48"
½" x 60"	D16601-12.60	D16701-12.60"
½" x 72"	D16601-12.72	D16701-12.72"

5 per Box

PIPE NIPPLES • ¾" x

Size	Galvanized	Black
¾" x Close"	D16601-34.CL	D16701-34.CL
¾" x 1 ½" (SH)	D16601-34.112	D16701-34.112
¾" x 2"	D16601-34.2	D16701-34.2
¾" x 2 ½"	D16601-34.212	D16701-34.212
¾" x 3"	D16601-34.3	D16701-34.3
¾" x 3 ½"	D16601-34.312	D16701-34.312
¾" x 4"	D16601-34.4	D16701-34.4
¾" x 4 ½"	D16601-34.412	D16701-34.412
¾" x 5"	D16601-34.5	D16701-34.5
¾" x 5 ½"	D16601-34.512	D16701-34.512
¾" x 6"	D16601-34.6	D16701-34.6
¾" x 7"	D16601-34.7	D16701-34.7
¾" x 8"	D16601-34.8	D16701-34.8
¾" x 9"	D16601-34.9	D16701-34.9
¾" x 10"	D16601-34.10	D16701-34.10"
¾" x 11"	D16601-34.11	D16701-34.11"
¾" x 12"	D16601-34.12	D16701-34.12"
25 per Box		
¾" x 18"	D16601-34.18	D16701-34.18"
¾" x 24"	D16601-34.24	D16701-34.24"
¾" x 30"	D16601-34.30	D16701-34.30"
¾" x 36"	D16601-34.36	D16701-34.36"
¾" x 48"	D16601-34.48	D16701-34.48"
¾" x 60"	D16601-34.60	D16701-34.60"
¾" x 72"	D16601-34.72	D16701-34.72"


5 per Box



PIPE NIPPLES • 1" x

Size	Galvanized	Black
1" x Close"	D16601-1.CL	D16701-1.CL
1" x 2" (SH)	D16601-1.2	D16701-1.2
1" x 2½"	D16601-1.212	D16701-1.212
1" x 3"	D16601-1.3	D16701-1.3
1" x 3½"	D16601-1.312	D16701-1.312
1" x 4"	D16601-1.4	D16701-1.4
1" x 4½"	D16601-1.412	D16701-1.412
1" x 5"	D16601-1.5	D16701-1.5
1" x 5½"	D16601-1.512	D16701-1.512
1" x 6"	D16601-1.6	D16701-1.6
25 per Box		
1" x 7"	D16601-1.7	D16701-1.7
1" x 8"	D16601-1.8	D16701-1.8
1" x 9"	D16601-1.9	D16701-1.9
1" x 10"	D16601-1.10	D16701-1.10"
1" x 11"	D16601-1.11	D16701-1.11"
1" x 12"	D16601-1.12	D16701-1.12"
20 per Box		
1" x 18"	D16601-1.18	D16701-1.18"
1" x 24"	D16601-1.24	D16701-1.24"
1" x 30"	D16601-1.30	D16701-1.30"
1" x 36"	D16601-1.36	D16701-1.36"
1" x 48"	D16601-1.48	D16701-1.48"
1" x 60"	D16601-1.60	D16701-1.60"
1" x 72"	D16601-1.72	D16701-1.72"

3 per Box




PIPE NIPPLES • 1¼" x

Size	Galvanized	Black
1¼" x Close"	D16601-114.CL	D16701-114.CL
1¼" x 2" (SH)	D16601-114.2	D16701-114.2
1¼" x 2½"	D16601-114.212	D16701-114.212
1¼" x 3"	D16601-114.3	D16701-114.3
1¼" x 3½"	D16601-114.312	D16701-114.312
1¼" x 4"	D16601-114.4	D16701-114.4
1¼" x 4½"	D16601-114.412	D16701-114.412
1¼" x 5"	D16601-114.5	D16701-114.5
1¼" x 5½"	D16601-114.512	D16701-114.512
1¼" x 6"	D16601-114.6	D16701-114.6
25 per Box		
1¼" x 7"	D16601-114.7	D16701-114.7
1¼" x 8"	D16601-114.8	D16701-114.8
1¼" x 9"	D16601-114.9	D16701-114.9
1¼" x 10"	D16601-114.10	D16701-114.10"
1¼" x 11"	D16601-114.11	D16701-114.11"
1¼" x 12"	D16601-114.12	D16701-114.12"
20 per Box		
1¼" x 18"	D16601-114.18	D16701-114.18"
1¼" x 24"	D16601-114.24	D16701-114.24"
1¼" x 30"	D16601-114.30	D16701-114.30"
1¼" x 36"	D16601-114.36	D16701-114.36"
1¼" x 48"	D16601-114.48	D16701-114.48"
1¼" x 60"	D16601-114.60	D16701-114.60"
3 per Box		
1¼" x 72"	D16601-114.72	D16701-114.72"

2 per Box


PIPE NIPPLES, GALVANIZED & BLACK



PIPE NIPPLES • 1 1/2" x

Size	Galvanized	Black
1 1/2" x Close"	D16601-112.CL	D16701-112.CL
1 1/2" x 2" (SH)	D16601-112.2	D16701-112.2
1 1/2" x 2 1/2"	D16601-112.212	D16701-112.212
1 1/2" x 3"	D16601-112.3	D16701-112.3
1 1/2" x 3 1/2"	D16601-112.312	D16701-112.312
1 1/2" x 4"	D16601-112.4	D16701-112.4
1 1/2" x 4 1/2"	D16601-112.412	D16701-112.412
1 1/2" x 5"	D16601-112.5	D16701-112.5
1 1/2" x 5 1/2"	D16601-112.512	D16701-112.512
1 1/2" x 6"	D16601-112.6	D16701-112.6
1 1/2" x 6 1/2"	D16601-112.612	-
25 per Box		
1 1/2" x 7"	D16601-112.7	D16701-112.7
1 1/2" x 8"	D16601-112.8	D16701-112.8
1 1/2" x 9"	D16601-112.9	D16701-112.9
1 1/2" x 10"	D16601-112.10"	D16701-112.10"
15 per Box		
1 1/2" x 11"	D16601-112.11"	D16701-112.11"
1 1/2" x 12"	D16601-112.12"	D16701-112.12"
10 per Box		
1 1/2" x 18"	D16601-112.18"	D16701-112.18"
1 1/2" x 24"	D16601-112.24"	D16701-112.24"
1 1/2" x 30"	D16601-112.30"	D16701-112.30"
1 1/2" x 36"	D16601-112.36"	D16701-112.36"
1 1/2" x 48"	D16601-112.48"	D16701-112.48"
1 1/2" x 60"	D16601-112.60"	D16701-112.60"
1 1/2" x 72"	D16601-112.72"	-

3 per Box



PIPE NIPPLES • 2" x

Size	Galvanized	Black
2" x Close"	D16601-2.CL	D16701-2.CL
2" x 2 1/2" (SH)	D16601-2.212	D16701-2.212
2" x 3"	D16601-2.3	D16701-2.3
2" x 3 1/2"	D16601-2.312	D16701-2.312
2" x 4"	D16601-2.4	D16701-2.4
2" x 4 1/2"	D16601-2.412	D16701-2.412
2" x 5"	D16601-2.5	D16701-2.5
2" x 5 1/2"	D16601-2.512	D16701-2.512
2" x 6"	D16601-2.6	D16701-2.6
25 per Box		
2" x 7"	D16601-2.7	D16701-2.7
2" x 8"	D16601-2.8	D16701-2.8
2" x 9"	D16601-2.9	D16701-2.9
2" x 10"	D16601-2.10"	D16701-2.10"
2" x 11"	D16601-2.11"	D16701-2.11"
2" x 12"	D16601-2.12"	D16701-2.12"
10 per Box		
2" x 18"	D16601-2.18"	D16701-2.18"
3 per Box		
2" x 24"	D16601-2.24"	D16701-2.24"
2" x 30"	D16601-2.30"	D16701-2.30"
2" x 36"	D16601-2.36"	D16701-2.36"
2" x 48"	D16601-2.48"	D16701-2.48"
2" x 60"	D16601-2.60"	D16701-2.60"
2" x 72"	D16601-2.72"	D16701-2.72"

2 per Box



PIPE NIPPLES • 1/8" x


Size	Brass
1/8" x Close"	D16801-18.CL
1/8" x 1 1/2" (SH)	D16801-18.112
1/8" x 2"	D16801-18.2
1/8" x 2 1/2"	D16801-18.212
1/8" x 3"	D16801-18.3
1/8" x 3 1/2"	D16801-18.312
1/8" x 4"	D16801-18.4
1/8" x 4 1/2"	D16801-18.412
1/8" x 5"	D16801-18.5
1/8" x 5 1/2"	D16801-18.512
1/8" x 6"	D16801-18.6
1/8" x 8"	-
1/8" x 9"	D16801-18.9
1/8" x 10"	D16801-18.10"
1/8" x 11"	D16801-18.11"

25 per Box

PIPE NIPPLES • 1/4" x

Size	Brass
1/4" x Close"	D16801-14.CL
1/4" x 1 1/2" (SH)	D16801-14.112
1/4" x 2"	D16801-14.2
1/4" x 2 1/2"	D16801-14.212
1/4" x 3"	D16801-14.3
1/4" x 3 1/2"	D16801-14.312
1/4" x 4"	D16801-14.4
1/4" x 4 1/2"	D16801-14.412
1/4" x 5"	D16801-14.5
1/4" x 5 1/2"	D16801-14.512
1/4" x 6"	D16801-14.6
1/4" x 7"	D16801-14.7
1/4" x 8"	D16801-14.8
1/4" x 9"	D16801-14.9
1/4" x 10"	D16801-14.10"
1/4" x 11"	D16801-14.11"

25 per Box



PIPE NIPPLES • 3/8" x



Size	Brass
3/8" x Close"	D16801-38.CL
3/8" x 1 1/2" (SH)	D16801-38.112
3/8" x 2"	D16801-38.2
3/8" x 2 1/2"	D16801-38.212
3/8" x 3"	D16801-38.3
3/8" x 3 1/2"	D16801-38.312
3/8" x 4"	D16801-38.4
3/8" x 4 1/2"	D16801-38.412
3/8" x 5"	D16801-38.5
3/8" x 5 1/2"	D16801-38.512
3/8" x 6"	D16801-38.6
3/8" x 7"	D16801-38.7
3/8" x 8"	D16801-38.8

25 per Box

PIPE NIPPLES • 1/2" x

Size	Brass
1/2" x Close"	D16801-12.CL
1/2" x 1 1/2" (SH)	D16801-12.112
1/2" x 2"	D16801-12.2
1/2" x 2 1/2"	D16801-12.212
1/2" x 3"	D16801-12.3
1/2" x 3 1/2"	D16801-12.312
1/2" x 4"	D16801-12.4
1/2" x 4 1/2"	D16801-12.412
1/2" x 5"	D16801-12.5
1/2" x 5 1/2"	D16801-12.512
1/2" x 6"	D16801-12.6
1/2" x 7"	D16801-12.7
1/2" x 8"	D16801-12.8
1/2" x 9"	D16801-12.9
1/2" x 10"	D16801-12.10"
1/2" x 11"	D16801-12.11"
1/2" x 12"	D16801-12.12"

25 per Box



PIPE NIPPLES • 3/4" x


Size	Brass
3/4" x Close"	D16801-34.CL
3/4" x 1 1/2" (SH)	D16801-34.112
3/4" x 2"	D16801-34.2
3/4" x 2 1/2"	D16801-34.212
3/4" x 3"	D16801-34.3
3/4" x 3 1/2"	D16801-34.312
3/4" x 4"	D16801-34.4
3/4" x 4 1/2"	D16801-34.412
3/4" x 5"	D16801-34.5
3/4" x 5 1/2"	D16801-34.512
3/4" x 6"	D16801-34.6
3/4" x 7"	D16801-34.7
3/4" x 8"	D16801-34.8
3/4" x 9"	D16801-34.9
3/4" x 10"	D16801-34.10"
3/4" x 11"	D16801-34.11"
3/4" x 12"	D16801-34.12"
25 per Box	
3/4" x 18"	D16801-34.18"
3/4" x 24"	D16801-34.24"
3/4" x 36"	D16801-34.36"

Bulk Packed

PIPE NIPPLES • 1" x

Size	Brass
1" x Close"	D16801-1.CL
1" x 2" (SH)	D16801-1.2
1" x 2 1/2"	D16801-1.212
1" x 3"	D16801-1.3
1" x 3 1/2"	D16801-1.312
1" x 4"	D16801-1.4
1" x 4 1/2"	D16801-1.412
1" x 5"	D16801-1.5
1" x 5 1/2"	D16801-1.512
1" x 6"	D16801-1.6
25 per Box	
1" x 7"	D16801-1.7
1" x 8"	D16801-1.8
1" x 9"	D16801-1.9
1" x 10"	D16801-1.10"
1" x 11"	D16801-1.11"
1" x 12"	D16801-1.12"

15 per Box



PIPE NIPPLES • 1 1/4" x

Size	Brass
1 1/4" x Close"	D16801-114.CL
1 1/4" x 2" (SH)	D16801-114.2
1 1/4" x 2 1/2"	D16801-114.212
1 1/4" x 3"	D16801-114.3
1 1/4" x 3 1/2"	D16801-114.312
1 1/4" x 4"	D16801-114.4
1 1/4" x 4 1/2"	D16801-114.412
1 1/4" x 5"	D16801-114.5
1 1/4" x 5 1/2"	D16801-114.512
1 1/4" x 6"	D16801-114.6
1 1/4" x 7"	D16801-114.7
1 1/4" x 8"	D16801-114.8
1 1/4" x 9"	D16801-114.9
1 1/4" x 10"	D16801-114.10"
1 1/4" x 11"	D16801-114.11"
1 1/4" x 12"	D16801-114.12"

10 per Box

PIPE NIPPLES • 1 1/2" x

Size	Brass
1 1/2" x Close"	D16801-112.CL
1 1/2" x 2" (SH)	D16801-112.2
1 1/2" x 2 1/2"	D16801-112.212
1 1/2" x 3"	D16801-112.3
1 1/2" x 3 1/2"	D16801-112.312
1 1/2" x 4"	D16801-112.4
1 1/2" x 4 1/2"	D16801-112.412
1 1/2" x 5"	D16801-112.5
1 1/2" x 5 1/2"	D16801-112.512
1 1/2" x 6"	D16801-112.6
1 1/2" x 7"	D16801-112.7
1 1/2" x 8"	D16801-112.8
1 1/2" x 9"	D16801-112.9
1 1/2" x 10"	D16801-112.10"
1 1/2" x 11"	D16801-112.11"
1 1/2" x 12"	D16801-112.12"

10 per Box

PIPE NIPPLES • 2" x

Size	Brass
2" x Close"	D16801-2.CL
2" x 2 1/2" (SH)	D16801-2.212
2" x 3"	D16801-2.3
2" x 3 1/2"	D16801-2.312
2" x 4"	D16801-2.4
2" x 4 1/2"	D16801-2.412
2" x 5"	D16801-2.5
2" x 5 1/2"	D16801-2.512
2" x 6"	D16801-2.6
2" x 7"	D16801-2.7
2" x 8"	D16801-2.8
2" x 9"	D16801-2.9
2" x 10"	D16801-2.10"
2" x 11"	D16801-2.11"
2" x 12"	D16801-2.12"

10 per Box

CHROME PLATED PIPE NIPPLES, PIPE



PIPE NIPPLES • 1/2" x

Size	Chrome Plated Brass
1/2" x Close"	D16901-12.CL
1/2" x 1 1/2" (SH)	D16901-12.112
1/2" x 2"	D16901-12.2
1/2" x 2 1/2"	D16901-12.212
1/2" x 3"	D16901-12.3
1/2" x 3 1/2"	D16901-12.312
1/2" x 4"	D16901-12.4
1/2" x 4 1/2"	D16901-12.412
1/2" x 5"	D16901-12.5
1/2" x 5 1/2"	D16901-12.512
1/2" x 6"	D16901-12.6
1/2" x 10"	D16901-12.10"

25 per Box



PIPE NIPPLES • 3/8" x

Size	Chrome Plated Brass
3/8" x Close"	D16901-38.CL
3/8" x 1 1/2" (SH)	D16901-38.112
3/8" x 2"	D16901-38.2
3/8" x 2 1/2"	D16901-38.212
3/8" x 3"	D16901-38.3
3/8" x 3 1/2"	D16901-38.312
3/8" x 4"	D16901-38.4
3/8" x 4 1/2"	D16901-38.412
3/8" x 5"	D16901-38.5
3/8" x 5 1/2"	D16901-38.512
3/8" x 6"	D16901-38.6
3/8" x 7"	D16901-38.7
3/8" x 8"	D16901-38.8

25 per Box

STEEL PIPE

10' Lengths

Size	Galvanized	Black
1/2"	P16610-12	P16710-12
3/4"	P16610-34	P16710-34
1"	P16610-1	P16710-1
1 1/4"	P16610-114	P16710-114
1 1/2"	P16610-112	P16710-112
2"	P16610-2	P16710-2

10' Lengths

BRASS PIPE

12' Lengths

Size	Brass
1/2"	P16810-12
3/4"	P16810-34
1"	P16810-1

12' Lengths

NO HUB PIPE

10' Lengths

Size	Cast Iron
1 1/2"	P19000-112
2"	P19000-2
3"	P19000-3
4"	P19000-4

Individual / Bulk




DIALECTRIC INSULATING UNION

(Female Galvanized x Female Brass) •
Size ½" x ½"

D17015-12

6 per Box



DIALECTRIC INSULATING UNION


(Sweat Brass to Female IPS Steel)

Stock	Size
D17016-12	½" x ½"
D17016-34	¾" x ¾"
D17016-1	1" x 1"

6 per Box



D17017 / D17018



D17019

BRASS WATER METER COUPLING

(Sweat Brass to Female IPS Steel)

Stock	Tailpiece	Union Nut	Nominal Meter	Packed
D17017	Water Meter Coupling Washer		Fits D17019	25 per Bag
D17018	Water Meter Coupling Washer		Fits D17020	25 per Bag
D17019	½" Male IPS	¾" Female IPS	⅝" & ¾"	6 per Box
D17020	¾" Male IPS	1" Female IPS	¾" & 1"	6 per Box
D17021	1" Male IPS	1¼" Female IPS	1"	6 per Box

COPPER WATER SERVICE TUBING
(FOR SWEAT FITTINGS)
10' Hard Lengths

TYPE L		
Stock	Size	Wall Thickness
P17202-12L	½"	.040
P17202-34L	¾"	.045
P17202-1L	1"	.050
P17202-114L	1¼"	.055
P17202-112L	1½"	.060
P17202-2L	2"	.070
Bulk		

TYPE M		
Stock	Size	Wall Thickness
P17202-12M	½"	.028
P17202-34M	¾"	.032
P17202-1M	1"	.035
P17202-114M	1¼"	.042
P17202-112M	1½"	.049
P17202-2M	2"	.058
Bulk		




STANDARD SOFT ANNEALED TUBING
(FOR REFRIGERATION, AUTOMOTIVE & OIL LINES)

Stock	O.D. Size	Packed
D17201-18	⅛"	50' Coils
D17201-316	⅜"	50' Coils
D17201-14.25	¼"	25' Coils
D17201-14	¼"	50' Coils
D17201-516	⅝"	50' Coils
D17201-38	⅜"	50' Coils
D17201-12	½"	50' Coils
D17201-58	⅝"	50' Coils
D17201-34	¾"	50' Coils


Individual Cartons

Notes:



SLIP-THRU COUPLING
(COPPER x COPPER, LESS STOP)
Wrought Copper

Stock	Size	Packed
D17300S-12	1/2"	100 per Box
D17300S-34	3/4"	50 per Box
D17300S-1	1"	50 per Box
D17300S-114	1 1/4"	25 per Box
D17300S-112	1 1/2"	25 per Box
D17300S-2	2"	25 per Box




COUPLING
(COPPER x COPPER, WITH STOP)
Wrought Copper

Stock	Size	Packed
D17300W-14	1/4"	50 per Box
D17300W-38	3/8"	100 per Box
D17300W-12	1/2"	100 per Box
D17300W-34	3/4"	50 per Box
D17300W-1	1"	25 per Box
D17300W-114	1 1/4"	25 per Box
D17300W-112	1 1/2"	10 per Box
D17300W-2	2"	5 per Box




MALE ADAPTER
(COPPER x MALE)
Wrought Copper

Stock	Size	Packed
D17303W-38	3/8"	50 per Box
D17303W-12	1/2"	50 per Box
D17303W-34	3/4"	50 per Box
D17303W-1	1"	25 per Box
D17303W-114	1 1/4"	20 per Box
D17303W-112	1 1/2"	10 per Box
D17303W-2	2"	5 per Box



FEMALE ADAPTER
(COPPER x FEMALE)
Wrought Copper

Stock	Size	Packed
D17306W-14	1/4"	50 per Box
D17306W-38	3/8"	50 per Box
D17306W-12	1/2"	50 per Box
D17306W-34	3/4"	25 per Box
D17306W-1	1"	25 per Box
D17306W-114	1 1/4"	10 per Box
D17306W-112	1 1/2"	10 per Box
D17306W-2	2"	5 per Box



REDUCING COUPLING
(COPPER x COPPER)
Wrought Copper

Stock	Size	Packed
D17302W-12.14	1/2" x 1/4"	50 per Box
D17302W-12.38	1/2" x 3/8"	50 per Box
D17302W-34.12	3/4" x 1/2"	50 per Box
D17302W-1.12	1" x 1/2"	25 per Box
D17302W-1.34	1" x 3/4"	25 per Box
D17302W-114.34	1 1/4" x 3/4"	10 per Box
D17302W-114.1	1 1/4" x 1"	10 per Box
D17302W-112.34	1 1/2" x 3/4"	25 per Box
D17302W-112.1	1 1/2" x 1"	10 per Box
D17302W-112.114	1 1/2" x 1 1/4"	10 per Box
D17302W-2.1	2" x 1"	5 per Box
D17302W-2.114	2" x 1 1/4"	5 per Box
D17302W-2.112	2" x 1 1/2"	5 per Box



REDUCING MALE ADAPTER
(COPPER x MALE)
Wrought Copper

Stock	Size	Packed
D17305W-14.38	1/4" x 3/8"	50 per Box
D17305W-38.14	3/8" x 1/4"	50 per Box
D17305W-38.12	3/8" x 1/2"	50 per Box
D17305W-12.38	1/2" x 3/8"	50 per Box
D17305W-12.34	1/2" x 3/4"	25 per Box
D17305W-34.12	3/4" x 1/2"	25 per Box
D17305W-34.1	3/4" x 1"	25 per Box
D17305W-1.34	1" x 3/4"	10 per Box
D17305W-1.114	1" x 1 1/4"	10 per Box
D17305W-114.1	1 1/4" x 1"	10 per Box
D17305W-112.1	1 1/2" x 1"	10 per Box
D17305W-112.114	1 1/2" x 1 1/4"	10 per Box



REDUCING FEMALE ADAPTER
(COPPER x FEMALE)
Wrought Copper

Stock	Size	Packed
D17308W-38.12	3/8" x 1/2"	50 per Box
D17308W-12.14	1/2" x 1/4"	50 per Box
D17308W-12.38	1/2" x 3/8"	50 per Box
D17308W-12.34	1/2" x 3/4"	50 per Box
D17308W-34.12	3/4" x 1/2"	50 per Box
D17308W-34.1	3/4" x 1"	25 per Box
D17308W-1.12	1" x 1/2"	25 per Box
D17308W-1.34	1" x 3/4"	10 per Box



45° ELBOW
(COPPER x COPPER)
Wrought Copper

Stock	Size	Packed
D17309W-14	1/4"	50 per Box
D17309W-38	3/8"	50 per Box
D17309W-12	1/2"	50 per Box
D17309W-34	3/4"	25 per Box
D17309W-1	1"	10 per Box
D17309W-114	1 1/4"	10 per Box
D17309W-112	1 1/2"	25 per Box
D17309W-2	2"	10 per Box



45° STREET ELBOW
(COPPER x COPPER)
Wrought Copper

Stock	Size	Packed
D17310W-12	1/2"	50 per Box
D17310W-34	3/4"	25 per Box
D17310W-1	1"	25 per Box
D17310W-114	1 1/4"	10 per Box
D17310W-112	1 1/2"	10 per Box
D17310W-2	2"	5 per Box



90° ELBOW
(COPPER x COPPER)
Wrought Copper

Stock	Size	Packed
D17313W-14	1/4"	50 per Box
D17313W-38	3/8"	50 per Box
D17313W-12	1/2"	100 per Box
D17313W-34	3/4"	50 per Box
D17313W-1	1"	25 per Box
D17313W-114	1 1/4"	25 per Box
D17313W-112	1 1/2"	10 per Box
D17313W-2	2"	10 per Box



90° STREET ELBOW
(COPPER x COPPER)
Wrought Copper

Stock	Size	Packed
D17314W-38	3/8"	50 per Box
D17314W-12	1/2"	50 per Box
D17314W-34	3/4"	25 per Box
D17314W-1	1"	25 per Box
D17314W-114	1 1/4"	25 per Box
D17314W-112	1 1/2"	10 per Box
D17314W-2	2"	10 per Box



90° ELBOW
(COPPER x FEMALE)
Cast Brass

Stock	Size	Packed
D17317-12	1/2"	50 per Box
D17317-34	3/4"	25 per Box
D17317-1	1"	10 per Box
D17317-114	1 1/4"	10 per Box



90° ELBOW
(COPPER x MALE)
Cast Brass

Stock	Size	Packed
D17318-12	1/2"	50 per Box
D17318-34	3/4"	25 per Box
D17318-1	1"	10 per Box
D17318-114	1 1/4"	10 per Box



90° DROP EAR ELBOW
(COPPER x FEMALE)
Cast Brass

Stock	Size	Packed
D17319-12	1/2"	25 per Box
D17319-34	3/4"	25 per Box



FLANGED ELBOW
(COPPER x FEMALE)
Cast Brass

Stock	Size	Packed
D17321-12	1/2"	25 per Box



90° DROP EAR ELBOW
(COPPER x COPPER)
Cast Brass

Stock	Size	Packed
D17320-38	3/8"	50 per Box
D17320-12	1/2"	50 per Box
D17320-34	3/4"	10 per Box



90° REDUCING ELBOW
(COPPER x COPPER)
Wrought Copper

Stock	Size	Packed
D17325W-12.38	1/2" x 3/8"	50 per Box
D17325W-34.12	3/4" x 1/2"	50 per Box
D17325W-1.12	1" x 1/2"	25 per Box
D17325W-1.34	1" x 3/4"	25 per Box
D17325W-114.34	1 1/4" x 3/4"	10 per Box
D17325W-114.1	1 1/4" x 1"	20 per Box



REDUCING DROP EAR ELBOW
(COPPER x FEMALE)
Cast Brass

Stock	Size	Packed
D17322-38.12	3/8" x 1/2"	50 per Box
D17322-12.38	1/2" x 3/8"	50 per Box




90° REDUCING ELBOW
(COPPER x FEMALE)
Cast Brass

Stock	Size	Packed
D17326-38.12	3/8" x 1/2"	50 per Box
D17326-12.38	1/2" x 3/8"	25 per Box
D17326-12.34	1/2" x 3/4"	25 per Box
D17326-34.12	3/4" x 1/2"	25 per Box



90° REDUCING ELBOW
(COPPER x MALE)
Cast Brass

Stock	Size	Packed
D17327-12.38	1/2" x 3/8"	25 per Box



TEE
(COPPER x COPPER x COPPER)
Wrought Copper

Stock	Size	Packed
D17329W-38	3/8"	50 per Box
D17329W-12	1/2"	50 per Box
D17329W-34	3/4"	25 per Box
D17329W-1	1"	10 per Box
D17329W-114	1 1/4"	5 per Box
D17329W-112	1 1/2"	5 per Box
D17329W-2	2"	5 per Box



REDUCING TEE
(COPPER x COPPER x COPPER)
Wrought Copper

Stock	Size	Packed
D17340W-38.38.12	3/8" x 3/8" x 1/2"	25 per Box
D17340W-12.12.14	1/2" x 1/2" x 1/4"	50 per Box
D17340W-12.12.38	1/2" x 1/2" x 3/8"	50 per Box
D17340W-12.12.34	1/2" x 1/2" x 3/4"	25 per Box
D17340W-12.38.38	1/2" x 3/8" x 3/8"	50 per Box
D17340W-34.38.38	3/4" x 3/8" x 3/8"	25 per Box
D17340W-34.38.34	3/4" x 3/8" x 3/4"	25 per Box
D17340W-34.12.38	3/4" x 1/2" x 3/8"	25 per Box
D17340W-34.12.12	3/4" x 1/2" x 1/2"	25 per Box
D17340W-34.12.34	3/4" x 1/2" x 3/4"	25 per Box
D17340W-34.34.14	3/4" x 3/4" x 1/4"	25 per Box
D17340W-34.34.12	3/4" x 3/4" x 1/2"	25 per Box
D17340W-1.12.1	1" x 1/2" x 1"	10 per Box
D17340W-1.34.12	1" x 3/4" x 1/2"	10 per Box
D17340W-1.34.34	1" x 3/4" x 3/4"	10 per Box
D17340W-1.34.1	1" x 3/4" x 1"	10 per Box
D17340W-1.1.12	1" x 1" x 1/2"	10 per Box
D17340W-1.1.34	1" x 1" x 3/4"	10 per Box
D17340W-114.114.38	1 1/4" x 1 1/4" x 3/8"	5 per Box
D17340W-114.114.12	1 1/4" x 1 1/4" x 1/2"	5 per Box
D17340W-114.114.34	1 1/4" x 1 1/4" x 3/4"	5 per Box
D17340W-114.114.1	1 1/4" x 1 1/4" x 1"	5 per Box
D17340W-112.112.114	1 1/2" x 1 1/2" x 1 1/4"	5 per Box
D17340W-2.2.114	2" x 2" x 1 1/4"	5 per Box



TEE
(COPPER x COPPER x FEMALE)
Cast Brass

Stock	Size	Packed
D17330-12	1/2"	25 per Box
D17330-34	3/4"	10 per Box
D17330-1	1"	10 per Box
D17331-34.12.12	3/4" FIPS X 1/2" FIPS X 1/2" SWT	12 per Box

PRESSURE COPPER FITTINGS



REDUCING TEE
(COPPER x COPPER x FEMALE)
Cast Brass

Stock	Size	Packed
D17341-12.12.38	1/2" x 1/2" x 3/8"	25 per Box
D17341-12.12.34	1/2" x 1/2" x 3/4"	25 per Box
D17341-34.34.12	3/4" x 3/4" x 1/2"	25 per Box



UNION
(COPPER x COPPER)

Stock	Size	Packed
D17346-14	1/4" (Sweat)	25 per Box
D17346-38	3/8"	25 per Box
D17346-12	1/2"	25 per Box
D17346-34	3/4"	10 per Box
D17346-1	1"	10 per Box
D17346-114	1 1/4"	5 per Box
D17346-112	1 1/2"	5 per Box
D17346-2	2"	5 per Box



FITTING END PLUG
Cast Brass

Stock	Size	Packed
D17348-1	1"	50 per Box
D17348-12	1/2"	50 per Box
D17348-34	3/4"	50 per Box



FITTING REDUCER
(FORMERLY FLUSH BUSHING, COPPER x FITTING)
FOR PRESSURE

Stock	Size	Packed
D17347-38.14	3/8" x 1/4"	100 per Box
D17347-12.38	1/2" x 3/8"	100 per Box
D17347-34.38	3/4" x 3/8"	50 per Box
D17347-34.12	3/4" x 1/2"	50 per Box
D17347-1.12	1" x 1/2"	50 per Box
D17347-1.34	1" x 3/4"	50 per Box
D17347-114.12	1 1/4" x 1/2"	5 per Box
D17347-114.34	1 1/4" x 3/4"	5 per Box
D17347-114.1	1 1/4" x 1"	5 per Box
D17347-112.34	1 1/2" x 3/4"	5 per Box
D17347-112.1	1 1/2" x 1"	5 per Box
D17347-112.114	1 1/2" x 1 1/4"	5 per Box
D17347-2.1	2" x 1"	5 per Box
D17347-2.114	2" x 1 1/4"	5 per Box
D17347-2.112	2" x 1 1/2"	5 per Box



TUBE END CAP
(COPPER)

Stock	Size	Packed
D17349-38	3/8"	50 per Box
D17349-12	1/2"	100 per Box
D17349-34	3/4"	50 per Box
D17349-1	1"	50 per Box
D17349-114	1 1/4"	25 per Box
D17349-112	1 1/2"	25 per Box
D17349-2	2"	10 per Box



BASEBOARD TEE
(COPPER x FEMALE x COPPER)
Cast Brass

Stock	Size	Packed
D17350-34.18.34	3/4" x 1/8" x 3/4"	35 per Box
D17350-12.18.12	1/2" x 1/8" x 1/2"	35 per Box



ELBOW
(COPPER x COPPER WITH DRAIN)
3/4"

D17351-34


Loose / 50 per Bag



COUPLING
(COPPER x COPPER WITH DRAIN)
3/4"


D17352-34

Loose / 50 per Bag



UNION
(COPPER x MALE IPS UNION)


Stock	Size	Packed
D17353-12	1/2" x 1/2"	50 per Box
D17353-34	3/4" x 3/4"	50 per Box



"Wal-let" Bracket
(FOR SHOWERHEAD CONNECTION)

Stock	Size	Packed
A4057	1/2" SWT x 1/2" FIPS	Each

Notes:



PUSHFIT COUPLING

Stock	Size	Packed
D17700-12	1/2"	12 per Box
D17700-34	3/4"	12 per Box
D17700-34.12	3/4" x 1/2"	12 per Box
D17700-1	1"	12 per Box
D17700-1.34	1" x 3/4"	12 per Box



PUSHFIT MALE ADAPTER

Stock	Size	Packed
D17703-12	1/2"	12 per Box
D17703-12.34	1/2" x 3/4" MIPS	12 per Box
D17703-34	3/4"	12 per Box
D17703-1	1"	12 per Box



PUSHFIT FEMALE ADAPTER

Stock	Size	Packed
D17706-12	1/2"	12 per Box
D17706-34	3/4"	12 per Box
D17706-12.34	1/2" S.B. x 3/4" Female IPS	12 per Box
D17706-1	1"	12 per Box




PUSHFIT ELBOW

Stock	Size	Packed
D17713-12	1/2"	12 per Box
D17713-34	3/4"	12 per Box
D17713-1	1"	12 per Box



PUSHFIT REPAIR COUPLING

Stock	Size	Packed
D17723-12	1/2"	12 per Box
D17723-34	3/4"	12 per Box
D17723-1	1"	12 per Box



PUSHFIT TEE

Stock	Size	Packed
D17729-12	1/2"	12 per Box
D17729-34	3/4"	12 per Box
D17729-34.12	3/4" x 1/2"	12 per Box
D17729-1	1"	12 per Box




PUSHFIT IPS DROP EAR ELBOW

1/2"

D17719-12

12 per Box



PUSHFIT BALL VALVE

Stock	Size	Packed
D17720-12	1/2"	6 per Box
D17720-34	3/4"	6 per Box
D17720-1	1"	6 per Box



PUSHFIT CAP

Stock	Size	Packed
D17749-12	1/2"	12 per Box
D17749-34	3/4"	12 per Box
D17749-1	1"	12 per Box



PUSHFIT DEMOUNT CLIP

Stock	Size	Packed
D17750-12	1/2"	12 per Box
D17750-34	3/4"	12 per Box
D17750-1	1"	12 per Box




STAINLESS STEEL HOT WATER HEATER SUPPLY LINE

3/4" FIPS x 18" with 1/2" or 3/4" Pushfit Ball Valve


Stock	Length	Packed
A5180R	1/2"	Bulk / 100
A5181R	3/4"	Bulk / 100

Notes:




PEX COUPLING

Stock	Size	Packed
D17600-12	1/2"	12 per Box
D17600-34	3/4"	12 per Box




PEX COUPLING

Stock	Size	Packed
D17602-34.12	3/4" Pex x 1/2"	12 per Box




MIPS ADAPTER

Stock	Size	Packed
D17603-12	1/2" Pex x 1/2"	12 per Box
D17603-34	3/4" Pex x 3/4"	12 per Box



FIPS ADAPTER

Stock	Size	Packed
D17606-12	1/2" Pex x 1/2"	12 per Box
D17606-34	3/4" Pex x 3/4"	12 per Box



PEX PLUG

Stock	Size	Packed
D17653-12	1/2"	12 per Box
D17653-34	3/4"	12 per Box

Notes:



PEX ELBOW

Stock	Size	Packed
D17613-12	1/2"	12 per Box
D17613-34	3/4"	12 per Box



DROP EAR ELBOW

Stock	Size	Packed
D17619-12	1/2" Pex x 1/2" FIPS	12 per Box




PEX TEE

Stock	Size	Packed
D17629-12	1/2"	12 per Box
D17629-34	3/4"	12 per Box




PEX CRIMP RING

Stock	Size	Packed
D17650-12	1/2"	12 per Box
D17650-34	3/4"	12 per Box




PEX FEMALE SWEAT ADAPTER

Stock	Size	Packed
D17651-12	1/2" Pex x 1/2"	12 per Box
D17651-34	3/4" Pex x 3/4"	12 per Box



PEX MALE SWEAT ADAPTER

Stock	Size	Packed
D17652-12	1/2" Pex x 1/2"	12 per Box



RED PEX TUBING ROLLS

(NYC Approved)

Stock	Size	Packed
P17800R-12.100	½" x 100'	Ea. / Bulk
P17800R-12.250	½" x 250'	Ea. / Bulk
P17800R-34.100	¾" x 100'	Ea. / Bulk
P17800R-34.250	¾" x 250'	Ea. / Bulk

BLUE PEX TUBING ROLLS

Stock	Size	Packed
P17900B-12.100	½" x 100'	Ea. / Bulk
P17900B-12.250	½" x 250'	Ea. / Bulk

RED PEX TUBING ROLLS

Stock	Size	Packed
P17900R-12.100	½" x 100'	Ea. / Bulk
P17900R-12.250	½" x 250'	Ea. / Bulk
P17900R-34.100	¾" x 100'	Ea. / Bulk
P17900R-34.250	¾" x 250'	Ea. / Bulk

PEX PIPE

10' Lengths — Plain End • NYC Approved

Stock	Size	Color	Packed
P17800R-12.10	½" x 10'	Red	Each

PEX PIPE

10' Lengths — Plain End

Stock	Size	Color	Packed
P17800R-12.10	½" x 10'	Red	Each
P17900B-12.10	½" x 10'	Blue	Each
P17900R-12.10	½" x 10'	Red	Each
P17900B-34.10	¾" x 10'	Blue	Each
P17900R-34.10	¾" x 10'	Red	Each

Notes:



COUPLINGS (SLIP x SLIP)

Size	CPVC	PVC	Packed
1/2"	D18300-12	D18301-12	25 per Box
3/4"	D18300-34	D18301-34	25 per Box

REDUCING COUPLING (SLIP x SLIP)

Size	CPVC	PVC	Packed
3/4" x 1/2"	D18300-34.12	D18301-34.12	25 per Box

PLASTIC PIPE 10' Lengths — Plain End

Stock	Size	Packed
P18000-12	1/2"	Individual / Bulk
P18000-34	3/4"	Individual / Bulk
P18000-1	1"	Individual / Bulk
P18000-114	1 1/4"	Individual / Bulk
P18000-112	1 1/2"	Individual / Bulk
P18000-2	2"	Individual / Bulk
P18000-3	3"	Individual / Bulk
P18000-4	4"	Individual / Bulk



FEMALE ADAPTERS (SLIP x FEMALE IPS)

Size	CPVC	PVC	Packed
1/2"	D18305-12	D18306-12	25 per Box
3/4"	D18305-34	D18306-34	25 per Box

REDUCING FEMALE ADAPTERS (SLIP x FEMALE IPS)

Size	CPVC	PVC	Packed
3/4" x 1/2"	—	D18306-34.12	25 per Box
1" x 3/4"	—	D18306-1.34	25 per Box



MALE ADAPTERS (SLIP x MALE IPS)

Size	CPVC	PVC	Packed
1/2"	D18307-12	D18308-12	25 per Box
3/4"	D18307-34	D18308-34	25 per Box

REDUCING MALE ADAPTERS (SLIP x MALE IPS)

Size	CPVC	PVC	Packed
3/4" x 1/2"	—	D18308-34.12	25 per Box
3/4" x 1"	—	D18308-34.1	25 per Box
1" x 3/4"	—	D18308-1.34	25 per Box



45° ELBOWS (SLIP x SLIP)


Size	CPVC	PVC	Packed
1/2"	D18309-12	D18310-12	25 per Box
3/4"	D18309-34	D18310-34	25 per Box



PVC THREADED COUPLING

Stock	Size	Packed
D18302-12	1/2"	25 per Box
D18302-34	3/4"	Individual / Bulk
D18302-1	1"	Individual / Bulk

CPVC, PVC FITTINGS & PIPE



TRANSITION FITTING • CPVC
(FITTING x COMPRESSION)
1/2"

Connects compression fitting to valve, heater or piping.

D18319-12

25 per Box



90° ELBOWS
(SLIP x SLIP)

Size	CPVC	PVC	Packed
1/2"	D18313-12	D18314-12	25 per Box
3/4"	D18313-34	D18314-34	25 per Box

REDUCING 90° ELBOWS
(SLIP x SLIP)

Size	CPVC	PVC	Packed
3/4" x 1/2"	—	D18314-34.12	25 per Box



90° STREET ELBOWS
(FITTING x SLIP)

Size	CPVC	PVC	Packed
1/2"	D18315-12	D18318-12	25 per Box
3/4"	D18315-34	D18318-34	25 per Box



90° THREADED ELBOWS • PVC

Stock	Size	Packed
D18316-12	1/2" IPS	25 per Box
D18316-34	3/4" IPS	25 per Box
D18316-1	1" IPS	25 per Box



90° FEMALE ELBOWS
(SLIP x FEMALE IPS)

Size	CPVC	PVC	Packed
1/2"	—	D18317-12	25 per Box
3/4"	—	D18317-34	25 per Box

REDUCING 90° ELBOWS
(SLIP x FEMALE)

Size	CPVC	PVC	Packed
3/4" x 1/2"	—	D18317-34.12	25 per Box
1" x 3/4"	—	D18317-1.34	25 per Box

Notes:



TEES

(SLIP x SLIP x SLIP)

Size	CPVC	PVC	Packed
1/2"	D18329-12	D18330-12	25 per Box
3/4"	D18329-34	D18330-34	25 per Box

REDUCING TEES

(SLIP x SLIP x SLIP)

Size	CPVC	PVC	Packed
3/4" x 1/2" x 1/2"	D18329-34.12.12	D18330-34.12.12	25 per Box
3/4" x 1/2" x 3/4"	D18329-34.12.34	D18330-34.12.34	25 per Box
3/4" x 3/4" x 1/2"	D18329-34.34.12	D18330-34.34.12	25 per Box
1" x 1" x 3/4"	—	D18330-1.1.34	25 per Box



THREADED TEE • PVC

Stock	Size	Packed
D18331-12	1/2"	25 per Box
D18331-34	3/4"	25 per Box
D18331-1	1"	25 per Box



REDUCING FEMALE BUSHINGS • PVC

(SLIP x FEMALE IPS)

Stock	Size	Packed
D18343-34.12	3/4" x 1/2"	25 per Box
D18343-1.34	1" x 3/4"	25 per Box



BUSHINGS

(SLIP x SLIP)

CPVC	Size	Packed
D18347-34.12	3/4" x 1/2"	25 per Box

PVC	Size	Packed
D18348-34.12	3/4" x 1/2"	25 per Box
D18348-1.34	1" x 3/4"	25 per Box


Notes:

PVC-DWV Plastic Drain Waste and Vent Fittings • ASTM D-2665 — NSF Approved



SOIL HUB ADAPTER • PVC-DWV
(SPIGOT x HUB)

Stock	Size	Packed
D18400-112.2	1 ½" x 2"	15 per Box
D18400-2.2	2" x 2"	30 per Box
D18400-3.3	3" x 3"	20 per Box
D18400-4.3	4" x 3"	20 per Box
D18400-4.4	4" x 4"	10 per Box



COUPLING • PVC-DWV
(HUB x HUB, WITH STOP)

Stock	Size	Packed
D18401-114	1 ¼"	25 per Box
D18401-112	1 ½"	40 per Box
D18401-1	1"	25 per Box
D18401-2	2"	30 per Box
D18401-3	3"	20 per Box
D18401-4	4"	10 per Box

REDUCING COUPLING • PVC-DWV
(HUB x HUB)

Stock	Size	Packed
D18401-2.112	2" x 1 ½"	30 per Box
D18401-3.112	3" x 1 ½"	30 per Box
D18401-3.2	3" x 2"	25 per Box
D18401-4.2	4" x 2"	5 per Box
D18401-4.3	4" x 3"	10 per Box



COUPLING • PVC-DWV
(SLIP, NO STOP)

Stock	Size	Packed
D18402-112	1 ½"	30 per Box
D18402-2	2"	30 per Box
D18402-3	3"	20 per Box
D18402-4	4"	10 per Box



MALE ADAPTER • PVC-DWV
(HUB x MALE IPS)

Stock	Size	Packed
D18410-1	1"	25 per Box
D18410-114	1 ¼"	25 per Box
D18410-112	1 ½"	50 per Box
D18410-2	2"	30 per Box
D18410-3	3"	30 per Box
D18410-4	4"	5 per Box

PVC - DWV PLASTIC FITTINGS

PVC-DWV Plastic Drain Waste and Vent Fittings • ASTM D-2665 — NSF Approved



TRAP ADAPTER • PVC-DWV
(HUB x SLIP—
WITH WASHER & NUT)

Stock	Size	Packed
D18413-112.114	1 ½" x 1 ¼"	25 per Box
D18413-112.112	1 ½" x 1 ½"	25 per Box



CAPS • PVC-DWV
(SLIP)

Stock	Size	Packed
D18415-1	1"	25 per Box
D18415-114	1 ¼"	25 per Box
D18415-112	1 ½"	10 per Box
D18415-2	2"	10 per Box
D18415-3	3"	5 per Box
D18415-4	4"	5 per Box



THREADED CAPS • PVC-DWV

Stock	Size	Packed
D18416-112	1 ½"	10 per Box
D18416-2	2"	10 per Box
D18416-3	3"	5 per Box
D18416-4	4"	5 per Box



COMPRESSION THREADLESS COUPLINGS • PVC
(LONG PATTERN)

Stock	Size	Packed
D18417-12	½"	25 per Box
D18417-34	¾"	25 per Box
D18417-114	1 ¼"	10 per Box



FEMALE ADAPTER • PVC-DWV
(HUB x FEMALE IPS)

Stock	Size	Packed
D18420-1	1"	25 per Box
D18420-114	1 ¼"	25 per Box
D18420-112	1 ½"	25 per Box
D18420-2	2"	25 per Box
D18420-3	3"	20 per Box
D18420-4	4"	10 per Box

Notes:



MALE FITTING CLEANOUT • PVC-DWV
(SPIGOT x MALE IPS)

Stock	Size	Packed
D18423-112*	1 1/2"	25 per Box
D18423-2	2"	10 per Box

*Note: 1 1/2" supplied with nut & washer



FITTING CLEANOUT • PVC-DWV
(SPIGOT x FEMALE IPS — ADAPTER LESS PLUG)

Stock	Size	Packed
D18424-112	1 1/2"	25 per Box
D18424-2	2"	15 per Box
D18424-3	3"	25 per Box
D18424-4	4"	10 per Box



REDUCING BUSHING • PVC-DWV
(SPIGOT x HUB)

Stock	Size	Packed
D18425-114.1	1 1/4" x 1"	100 per Box
D18425-112.34	1 1/2" x 3/4"	100 per Box
D18425-112.1	1 1/2" x 1"	100 per Box
D18425-112.114	1 1/2" x 1 1/4"	100 per Box
D18425-2.114	2" x 1 1/4"	50 per Box
D18425-2.112	2" x 1 1/2"	50 per Box
D18425-3.112	3" x 1 1/2"	20 per Box
D18425-3.2	3" x 2"	30 per Box
D18425-4.2	4" x 2"	20 per Box
D18425-4.3	4" x 3"	20 per Box



THREADED CLEANOUT PLUG • PVC-DWV
(MALE IPS)

Stock	Size	Packed
D18426-114	1 1/4"	24 per Box
D18426-112	1 1/2"	50 per Box
D18426-2	2"	25 per Box
D18426-3	3"	15 per Box
D18426-4	4"	15 per Box

Notes:



22° ELBOW • PVC-DWV
(HUB x HUB, 1/16" BEND)

Stock	Size	Packed
D18427-112	1 1/2"	25 per Box
D18427-2	2"	25 per Box
D18427-3	3"	20 per Box
D18427-4	4"	10 per Box

PVC - DWV PLASTIC FITTINGS



THREADED BUSHING • PVC

Stock	Size	Packed
D18429-34.12	3/4" x 1/2"	25 per Box
D18429-1.12	1" x 1/2"	25 per Box
D18429-1.34	1" x 3/4"	25 per Box
D18429-114.12	1 1/4" x 1/2"	25 per Box
D18429-114.34	1 1/4" x 3/4"	25 per Box
D18429-114.1	1 1/4" x 1"	25 per Box
D18429-112.12	1 1/2" x 1/2"	25 per Box
D18429-112.34	1 1/2" x 3/4"	25 per Box
D18429-112.1	1 1/2" x 1"	25 per Box
D18429-112.114	1 1/2" x 1 1/4"	25 per Box
D18429-2.1	2" x 1"	25 per Box
D18429-2.114	2" x 1 1/4"	25 per Box
D18429-2.112	2" x 1 1/2"	25 per Box



45° ELBOW • PVC-DWV
(HUB x HUB, 1/8" BEND)

Stock	Size	Packed
D18503-1	1"	20 per Box
D18503-114	1 1/4"	10 per Box
D18503-112	1 1/2"	50 per Box
D18503-2	2"	30 per Box
D18503-3	3"	20 per Box
D18503-4	4"	10 per Box



90° ELBOW • PVC-DWV
(HUB x HUB, 1/4" BEND)

Stock	Size	Packed
D18500-1	1"	10 per Box
D18500-114	1 1/4"	10 per Box
D18500-112	1 1/2"	50 per Box
D18500-2	2"	30 per Box
D18500-3	3"	20 per Box
D18500-4	4"	10 per Box



90° ELBOW • PVC-DWV LONG TURN

Stock	Size	Packed
D18501-112	1 1/2"	50 per Box
D18501-2	2"	30 per Box
D18502-3	3"	20 per Box



90° LOW HEEL INLET • PVC-DWV
(HUB x HUB x HUB)

Stock	Size	Packed
D18506-3.3.112	3" x 3" x 1 1/2"	15 per Box
D18506-3.3.2	3" x 3" x 2"	15 per Box
D18506-4.4.2	4" x 4" x 2"	10 per Box

PVC-DWV Plastic Drain Waste and Vent Fittings • ASTM D-2665 — NSF Approved — Accepted by FHA



UNION • PVC
(SLIP)

Stock	Size	Packed
D18508-12	½"	12 per Box
D18508-34	¾"	12 per Box
D18508-1	1"	6 per Box
D18508-114	1 ¼"	6 per Box
D18508-112	1 ½"	6 per Box
D18508-2	2"	6 per Box



THREADED UNION • PVC

Stock	Size	Packed
D18509-12	½"	12 per Box
D18509-34	¾"	12 per Box
D18509-1	1"	6 per Box
D18509-114	1 ¼"	6 per Box
D18509-112	1 ½"	6 per Box
D18509-2	2"	6 per Box



90° SIDE INLET ELBOW • PVC-DWV
(HUB x HUB x HUB)

Stock	Size	Packed
D18507-3.3.112	3" x 3" x 1 ½"	15 per Box
D18507-3.3.2	3" x 3" x 2"	15 per Box



90° STREET ELBOW • PVC-DWV
(SPIGOT x HUB, ¼" BEND)

Stock	Size	Packed
D18530-1	1"	10 per Box
D18530-114	1 ¼"	10 per Box
D18530-112	1 ½"	50 per Box
D18530-2	2"	30 per Box
D18530-3	3"	20 per Box
D18530-4	4"	10 per Box



90° VENT STREET ELBOW • PVC-DWV
(SPIGOT x HUB, ¼" BEND)

Stock	Size	Packed
D18531-112	1 ½"	50 per Box
D18531-2	2"	30 per Box
D18531-3	3"	20 per Box

Notes:



22 1/2° STREET ELBOW • PVC-DWV
(SPIGOT x HUB, 1/16" BEND)

Stock	Size	Packed
D18532-112	1 1/2"	50 per Box
D18532-2	2"	30 per Box
D18532-3	3"	20 per Box
D18532-4	4"	10 per Box



45° STREET ELBOW • PVC-DWV
(SPIGOT x HUB, 1/8" BEND)

Stock	Size	Packed
D18533-112	1 1/2"	50 per Box
D18533-2	2"	30 per Box
D18533-3	3"	20 per Box
D18533-4	4"	10 per Box



TWIST-N-SET CLOSET FLANGE • PVC

Stock	Size	Packed
D18543-3	3"	6 per Box
D18543-4	4"	6 per Box




CLOSET FLANGE • PVC

4" x 3" Offset

D18544-4.3

20 per Box




CLOSET FLANGE • PVC
(HUB — ONE PLASTIC PIECE)

Stock	Size	Packed
D18545-4.3	4" x 3"	20 per Box
D18545-4.4	4" x 4"	20 per Box



CLOSET FLANGE • PVC
(WITH SLIP METAL RING)

Stock	Size	Packed
D18546-4.3	4" x 3"	20 per Box
D18546-4.4	4" x 4"	25 per Box



CLOSET FLANGE SPIGOT

4" x 3"

D18548

20 per Box



CLOSET FLANGE SPIGOT (WITH ADJUSTABLE METAL RING)

Stock	Size	Packed
D18549-4.3	4" x 3"	20 per Box
D18549-4.4	4" x 4"	25 per Box



STREET TEE

(HUB x HUB x SPIGOT)

Stock	Size	Packed
D18534-2	2"	30 per Box
D18534-3	3"	15 per Box
D18534-4	4"	5 per Box



SANITARY TEE • PVC-DWV

(HUB x HUB x HUB)

Stock	Size	Packed
D18550-1	1"	10 per Box
D18550-114	1 ¼"	10 per Box
D18550-112	1 ½"	50 per Box
D18550-2	2"	30 per Box
D18550-3	3"	15 per Box
D18550-4	4"	5 per Box



CLEANOUT TEE • PVC-DWV

(HUB x HUB x FEMALE IPS)

Stock	Size	Packed
D18551-112	1 ½"	20 per Box
D18551-2	2"	20 per Box
D18551-3	3"	15 per Box
D18551-4	4"	10 per Box

SANITARY REDUCING TEE • PVC-DWV

(HUB x HUB x HUB)

Stock	Size	Packed
D18550-2.112.112	2" x 1 ½" x 1 ½"	25 per Box
D18550-2.2.112	2" x 2" x 1 ½"	25 per Box
D18550-3.3.112	3" x 3" x 1 ½"	25 per Box
D18550-3.3.2	3" x 3" x 2"	25 per Box
D18550-4.4.2	4" x 4" x 2"	25 per Box
D18550-4.4.3	4" x 4" x 3"	25 per Box

PVC-DWV PLASTIC FITTINGS



SANITARY TY
(HUB x HUB x HUB)
Long Radius

Stock	Size	Packed
D18552-2.2.112	2" x 2" x 1 1/2"	10 per Box
D18552-3.3.112	3" x 3" x 1 1/2"	5 per Box

SANITARY TY • PVC-DWV
(COMBINATION x HUB)
Long Radius

Stock	Size	Packed
D18552-3.3.2	3" x 3" x 2"	10 per Box
D18552-4.4.2	4" x 4" x 2"	5 per Box



DOUBLE SANITARY TEE • PVC-DWV
(HUB x HUB x HUB x HUB)

Stock	Size	Packed
D18555-112	1 1/2"	25 per Box
D18555-2	2"	20 per Box
D18555-3	3"	10 per Box
D18555-4	4"	5 per Box

DOUBLE SANITARY REDUCING TEE • PVC-DWV
(HUB x HUB x HUB x HUB)

Stock	Size	Packed
D18555-3.3.112.112	3" x 3" x 1 1/2" x 1 1/2"	20 per Box
D18555-3.3.2.2	3" x 3" x 2" x 2"	10 per Box
D18555-4.4.2.2	4" x 4" x 2" x 2"	5 per Box
D18555-4.4.3.3	4" x 4" x 3" x 3"	5 per Box



"P" TRAP • PVC-DWV
(HUB x HUB — WITH UNION, LESS CLEANOUT PLUG)

Stock	Size	Packed
D18559	1 1/2"	35 per Box
D18565	2"	20 per Box



ADJUSTABLE "P" TRAP • PVC-DWV
(HUB x HUB — LESS CLEANOUT)

Stock	Size	Packed
D18560	1 1/2"	35 per Box
D18561	2"	20 per Box



ADJUSTABLE "P" TRAP • PVC-DWV
(HUB x HUB — WITH CLEANOUT)

Stock	Size	Packed
D18562	1 1/2"	35 per Box
D18563	2"	20 per Box



ADJUSTABLE "P" TRAP • PVC-DWV
(SLIP JOINT x HUB — LESS CLEANOUT)
1 1/4" & 1 1/2" • LA Pattern • Furnished with both 1 1/4" and 1 1/2" slip joint washers. Adapts to either size.

D18564

35 per Box



"U" RETURN BEND • PVC-DWV
(HUB x HUB — LESS CLEANOUT)

Stock	Size	Packed
D18566-112	1 1/2"	10 per Box
D18566-2	2"	35 per Box
D18566-3	3"	10 per Box
D18566-4	4"	5 per Box



45° WYES • PVC-DWV
(HUB x HUB x HUB)

Stock	Size	Packed
D18570-112	1 1/2"	25 per Box
D18570-2	2"	20 per Box
D18570-3	3"	10 per Box
D18570-4	4"	5 per Box

45° REDUCING WYES • PVC-DWV
(HUB x HUB x HUB)

Stock	Size	Packed
D18570-2.2.112	2" x 2" x 1 1/2"	20 per Box
D18570-3.3.112	3" x 3" x 1 1/2"	20 per Box
D18570-3.3.2	3" x 3" x 2"	10 per Box
D18570-4.4.2	4" x 4" x 2"	5 per Box
D18570-4.4.3	4" x 4" x 3"	5 per Box

Notes:

PVC - DWV PLASTIC INSERT FITTINGS

PVC-DWV Plastic Drain Waste and Vent Fittings • ASTM D-2665 — NSF Approved — Accepted by FHA




ADAPTER
(INSERT x FEMALE IPS)
Plastic

Stock	Size	Packed
D19009-12	½"	25 per Box
D19009-34	¾"	15 per Box
D19009-1	1"	10 per Box
D19009-114	1 ¼"	5 per Box
D19009-112	1 ½"	5 per Box
D19009-2	2"	5 per Box



COUPLINGS
(INSERT x INSERT)
Plastic

Stock	Size	Packed
D19010-12	½"	25 per Box
D19010-34	¾"	15 per Box
D19010-1	1"	15 per Box
D19010-114	1 ¼"	10 per Box
D19010-112	1 ½"	5 per Box
D19010-2	2"	3 per Box



ADAPTER
(INSERT x MALE IPS)
Plastic

Stock	Size	Packed
D19011-12	½"	25 per Box
D19011-34	¾"	15 per Box
D19011-1	1"	10 per Box
D19011-114	1 ¼"	5 per Box
D19011-112	1 ½"	5 per Box
D19011-2	2"	5 per Box

REDUCING ADAPTER
(INSERT x MALE IPS)
Plastic

Stock	Size	Packed
D19011-34.12	¾" x ½"	15 per Box
D19011-1.34	1" x ¾"	10 per Box
D19011-112.114	1 ½" x 1 ¼"	5 per Box
D19011-2	2"	5 per Box



TEE
(THREE WAY INSERT)
Plastic

Stock	Size	Packed
D19012-12	½"	10 per Box
D19012-34	¾"	10 per Box
D19012-1	1"	5 per Box
D19012-114	1 ¼"	5 per Box
D19012-112	1 ½"	5 per Box
D19012-2	2"	3 per Box



TEE
(INSERT x INSERT x MALE IPS)
Plastic

Stock	Size	Packed
D19016-12	½"	15 per Box
D19016-34	¾"	15 per Box
D19016-1	1"	5 per Box

Flexible Polyethylene Plastic Pipe — Easily Installed with Plastic Fittings & Clamps — Strong, Safe, Resists Corrosion



TEE
(INSERT x INSERT x FEMALE IPS)
Plastic

Stock	Size	Packed
D19014-12	½"	25 per Box
D19014-34	¾"	25 per Box
D19014-1	1"	10 per Box
D19014-114	1 ¼"	5 per Box
D19014-112	1 ½"	5 per Box

REDUCING TEE
(INSERT x INSERT x FEMALE IPS)
Plastic

Stock	Size	Packed
D19014-34.12	¾" x ½"	25 per Box
D19014-1.12	1" x ½"	15 per Box
D19014-1.34	1" x ¾"	10 per Box
D19014-112.114	1 ½" x 1 ¼"	5 per Box



ELBOW
(INSERT x INSERT)
Plastic

Stock	Size	Packed
D19013-12	½"	10 per Box
D19013-34	¾"	10 per Box
D19013-1	1"	10 per Box
D19013-114	1 ¼"	19 per Box
D19013-112	1 ½"	10 per Box
D19013-2	2"	5 per Box



ELBOW
(INSERT x FEMALE IPS)
Plastic

Stock	Size	Packed
D19015-12	½"	25 per Box
D19015-34	¾"	25 per Box
D19015-1	1"	10 per Box
D19015-114	1 ¼"	5 per Box
D19015-112	1 ½"	5 per Box
D19015-2	2"	4 per Box

REDUCING ELBOW
(INSERT x FEMALE IPS)
Plastic

Stock	Size	Packed
D19015-34.12	¾" x ½"	25 per Box
D19015-1.12	1" x ½"	10 per Box



ELBOW
(INSERT x MALE IPS)
Plastic

Stock	Size	Packed
D19017-12	½"	25 per Box
D19017-34	¾"	15 per Box
D19017-1	1"	15 per Box
D19017-114	1 ¼"	10 per Box
D19017-112	1 ½"	5 per Box
D19017-2	2"	3 per Box

CAST IRON NO HUB FITTINGS



1/4" BEND
(NO HUB)

Stock	Size	Packed
D19100-112	1 1/2"	Bulk
D19100-2	2"	Bulk
D19100-3	3"	Bulk
D19100-4	4"	Bulk



1/8" BEND
(NO HUB)

Stock	Size	Packed
D19101-112	1 1/2"	Bulk
D19101-2	2"	Bulk
D19101-3	3"	Bulk
D19101-4	4"	Bulk



TEE-Y
(NO HUB)

Stock	Size	Packed
D19102-112	1 1/2"	Bulk
D19102-2	2"	Bulk
D19102-3	3"	Bulk
D19102-4	4"	Bulk
D19102-3.2	3" x 2"	Bulk
D19102-4.2	4" x 2"	Bulk
D19102-4.3	4" x 3"	Bulk



WYE
(NO HUB)

Stock	Size	Packed
D19103-112	1 1/2"	Bulk
D19103-2	2"	Bulk
D19103-3	3"	Bulk
D19103-4	4"	Bulk
D19103-4.2	4" x 2"	Bulk
D19103-4.3	4" x 3"	Bulk



"P" TRAP
(NO HUB)

Stock	Size	Packed
D19104-112	1 ½"	Bulk
D19104-2	2"	Bulk



TAPPED TEE
(NO HUB)

Stock	Size	Packed
D19105-112	1 ½"	Bulk
D19105-2	2"	Bulk
D19105-2.112	2" x 1 ½"	Bulk



CLOSET FLANGE
(NO HUB)

Stock	Size	Packed
D19106-3.2	3" x 2"	Bulk
D19106-4.2	4" x 2"	Bulk



LEAD BEND
(NO HUB)

Stock	Size	Packed
D19107-8.12	3" x 8" x 12" PVC	Bulk
D19106-8.12	4" x 8" x 12"	Bulk
D19106-12.12	4" x 12" x 12"	Bulk

PARTS LIST

Code No.	Kit No.	Description
1. 0307142	G-105	CP Cover
2. 0307139	G-106	Slip Disc
3. 0307193	G-1007A	Piston Kit-3.5 gpf (13.2 Lpf) Water Closet
0307195	G-1016A	Piston Kit-1.6 gpf (6 Lpf) Water Closet
0307192	G-1009A	Piston Kit-1.5 gpf (5.7 Lpf) Urinal
0307185	G-1017A	Piston Kit-1.0 gpf (3.8 Lpf) Urinal
0307133	G-1018A	Piston Kit-0.5 gpf (1.9 Lpf) Urinal
0307134	G-1019A	Piston Kit-2.4 gpf (9.0 Lpf) Water Closet
Piston Kits for Old Style Adjustable Gem Flushometers		
0307043	G-1003A	Piston Kit-Water Closet
0307044	G-1002A	Piston Kit-Urinal
All Piston Kits include the G-21 Main Seat (Item H)		
4. 5307070	G-36A	Handle Assembly - 6 per Package
5. 5307074	G-50A	Handle Repair Kit - 6 per Package
6. 5307065	G-35	Handle Gasket - 48 per Package
7. 5302297	B-39	Handle Seat -12 per Package
8. 0307067	G-36	Handle Grip
9. 0307062	G-28	Handle Socket
10. 5323005	V-500AA	3/4" x 9" Vacuum Breaker - 6 per Package
5323006	V-500AA	1 1/4" x 9" Vacuum Breaker - 6 per Package
5323007	V-500AA	1 1/2" x 9" Vacuum Breaker - 6 per Package
11. 3323192	V-551A	Vacuum Breaker Repair Kit
12. 0306125	F-5A	3/4" Spud Coupling
0306140	F-5A	1 1/4" Spud Coupling
0306146	F-5A	1 1/2" Spud Coupling
13. 0308676	H-550	Stop Coupling
14. 0308801	H-551A	Adjustable Tailpiece 2 1/16"
15. 5308696	H-553	"0" Ring-24 per Package
16. 0388022	H-710A	1" Screwdriver Bak-Chek® Stop CP (Complete)
0388025	H-710A	3/4" Screwdriver Bak-Chek® Stop CP (Complete)
17. 3308853	H-541A	Control Stop Repair Kit*
3308856	H-543A	Control Stop Repair Kit**
18. 0308612	H-622	CP Bonnet*
0308843	H-577	CP Bonnet**
19. 0308840	H-573	Control Stop Cap CP*
0308848	H-582	Control Stop Cap CP**
20. 3308791	H-1010A	Vandal Resistant Control Stop Cap Assembly*
3308790	H-1009A	Vandal Resistant Control Stop Cap Assembly**
21. 3308866	H-574	Control Stop Cap w/Bumper
22. 3308867	H-576	Control Stop Cap w/Extended Bumper*

* for use w/H-700A 1" & 3/4" and H-600A 1" Screwdriver Bak-Chek® Control Stops
 ** for use w/H-600A 3/4" and Screwdriver Bak-Chek® Control Stops

Piston Components

*** Indicates component is NOT available separately

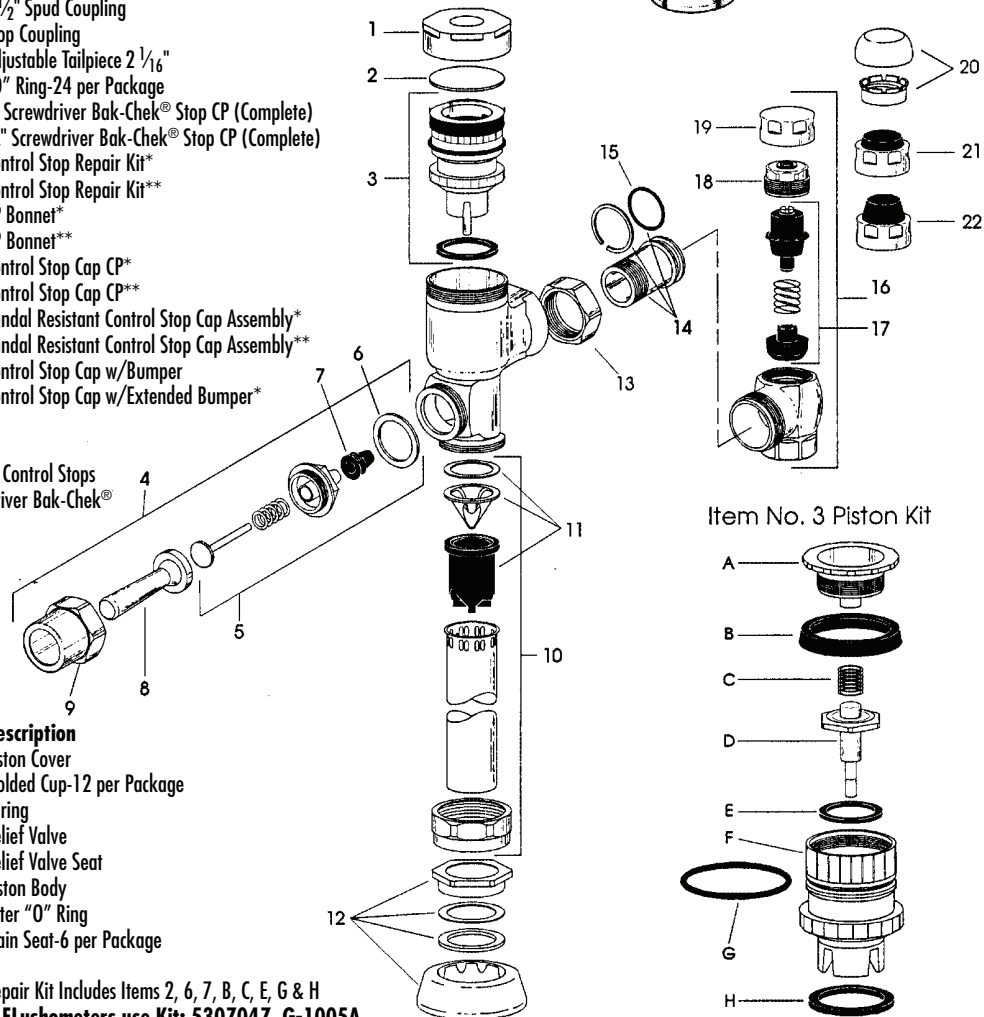
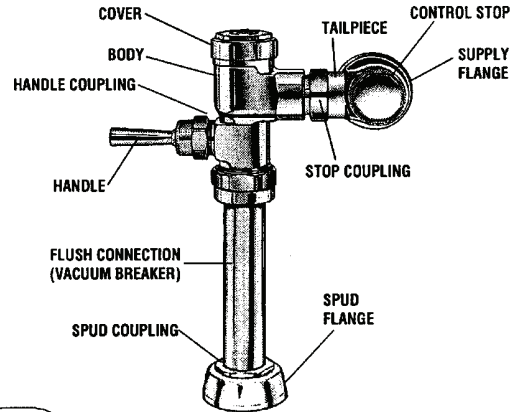
Code No.	Kit No.	Description
A. ***	***	Piston Cover
B. 5307106	G-78	Molded Cup-12 per Package
C. 0307130	G-102	Spring
D. ***	***	Relief Valve
E. 0307116	G-95	Relief Valve Seat
F. ***	***	Piston Body
G. 0307210	G-85	Filter "O" Ring
H. 5307052	G-21	Main Seat-6 per Package

Repair Kits

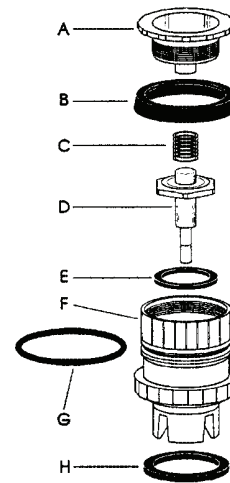
3307128 G-1011A Repair Kit Includes Items 2, 6, 7, B, C, E, G & H
 For Old Style Adjustable Gem Flushometers use Kit: 5307047 G-1005A

SLOAN®
FLUSHOMETERS

GEM•2®
Flushometer
Maintenance Guide



Item No. 3 Piston Kit



PARTS LIST

Code No.	Kit No.	Description
1. 0301172	A-72	CP Cover
2. 0301168	A-71	Inside Cover
3A. 5301058	A-19AC	Relief Valve (White) Closet -12 per Package
3B. 5301059	A-19AU	Relief Valve (Black) Urinal -12 per Package
3C. 5301211	A-19ALC	Relief Valve (Green) Closet/LC Urinal -12 per Package
3D. 5301143	A-19AL	Relief Valve (Blue) 9 Liter Closet -12 per Package
4. 5301111	A-15A	Disc (for all Inside Parts Kits -12 per Package
5. 5301188	A156A	Diaphragm (for all Inside Parts Kits) -12 per Package
6A. 5301236	A-163A	Guide Assembly-4.5 gpf (17.0 Lpf) Closet & 1.5 gpf (5.7 Lpf) Urinal -12 per Package
6B. 5301032	A-152A	Guide Assembly-3.5 gpf (13.2 Lpf) Closet -12 per Package
6C. 5301231	A-151A	Guide Assembly-1.6 gpf (6.0 Lpf) Closet -12 per Package
6D. 5301155	A-155A	Guide Assembly-1.0 gpf (3.8 Lpf) LC Urinal -12 per Package
6E. 5301157	A-157A	Guide Assembly-0.5 gpf (1.9 Lpf) Urinal -12 per Package
9. 0302390	B-73A	CP Handicap Handle Assembly (A.D.A. Compliant) (Shown)
5302279	B-32A	CP Handicap Handle Assembly (Not Shown) -6 per Package
10. 0301082	A-6	CP Handle Coupling
11. 0302109	B-7A	CP Socket Assembly
12. 0302389	B-74A	CP Handicap Handle Grip (A.D.A. Compliant) (Shown)
5302274	B-32	CP Handle Grip (Not Shown) -12 per Package
13. 3302306	B-51A	Handle Repair Kit
14. 5301139	A-31	Handle Gasket - 48 per Package
15. 0306125	F-5A	3/4" CP Spud Coupling Assembly
0306140	F-5A	1 1/4" CP Spud Coupling Assembly
0306146	F-5A	1 1/2" CP Spud Coupling Assembly
16. 3323182	V-651A	Vacuum Breaker Repair Kit
17. 0393004	V-600AA	3/4" x 9" CP Vacuum Breaker
0393006	V-600AA	1 1/4" x 9" CP Vacuum Breaker
0393007	V-600AA	1 1/2" x 9" CP Vacuum Breaker
18. 0308676	H-550	CP Stop Coupling
19. 0308801	H-551A	CP Adjustable Tailpiece 2 1/16" Long
20. 3308696	H-553	"O" Ring - 24 per Package
21. 3308386	H-700A	1" Screwdriver Bak-Chek® Stop CP (Complete)
3308384	H-700A	3/4" Screwdriver Bak-Chek® Stop CP (Complete)
22. 3308853	H-541A	Control Stop Repair Kit*
3308856	H-543A	Control Stop Repair Kit**
23. 3308612	H-622	CP Bonnet*
3308843	H-577	CP Bonnet**
24. 3308791	H-1010A	Vandal Resistant Control Stop Cap Assembly*
3308790	H-1009A	Vandal Resistant Control Stop Cap Assembly**
25. 0308840	H-573	Control Stop Cap CP*
0308848	H-582	Control Stop Cap CP**
26. 3308866	H-574	Control Stop Cap w/Bumper*
27. 3308867	H-576	Control Stop Cap w/Extended Bumper*

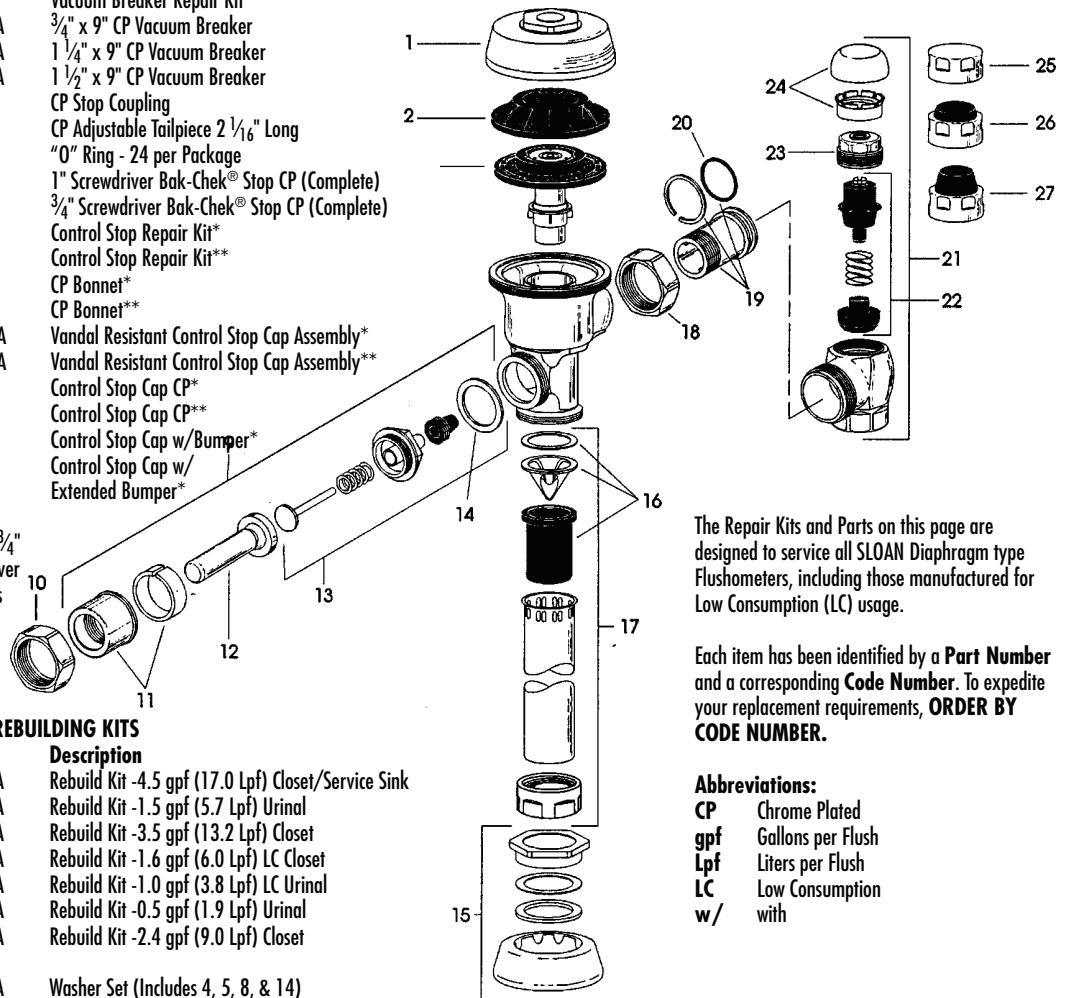
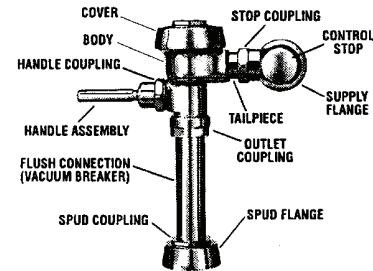
* for use w/H-700A 1" & 3/4" and H-600A 1" Screwdriver Bak-Chek® Control Stops
 ** for use w/H-600A 3/4" and Screwdriver Bak-Chek® Control Stops

MASTER FLUSHOMETER REBUILDING KITS

Code No.	Kit No.	Description
3301048	A-1001A	Rebuild Kit -4.5 gpf (17.0 Lpf) Closet/Service Sink
3301049	A-1002A	Rebuild Kit -1.5 gpf (5.7 Lpf) Urinal
3301012	A-1003A	Rebuild Kit -3.5 gpf (13.2 Lpf) Closet
3301013	A-1004A	Rebuild Kit -1.6 gpf (6.0 Lpf) LC Closet
3301014	A-1005A	Rebuild Kit -1.0 gpf (3.8 Lpf) LC Urinal
3301050	A-1011A	Rebuild Kit -0.5 gpf (1.9 Lpf) Urinal
3301051	A-1012A	Rebuild Kit -2.4 gpf (9.0 Lpf) Closet
WASHER SET		
3301089	A-156AA	Washer Set (Includes 4, 5, 8, & 14)

SLOAN
FLUSHOMETERS

Royal
Flushometer
Maintenance Guide

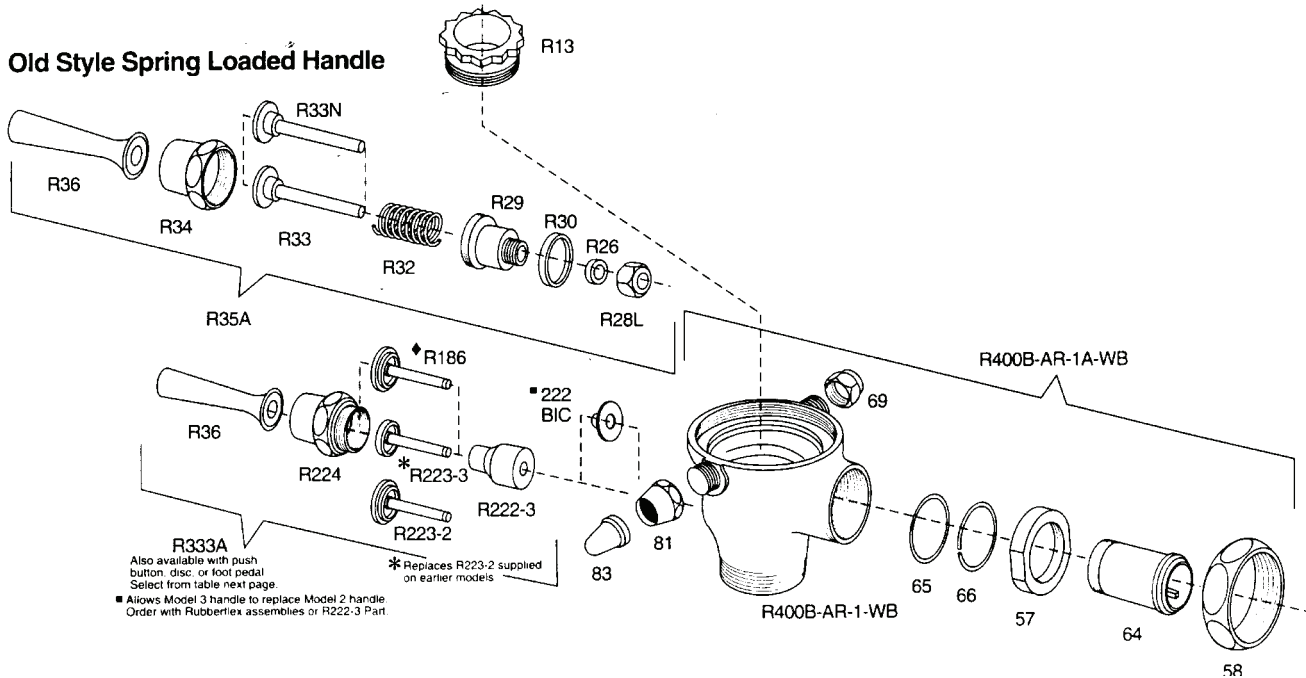
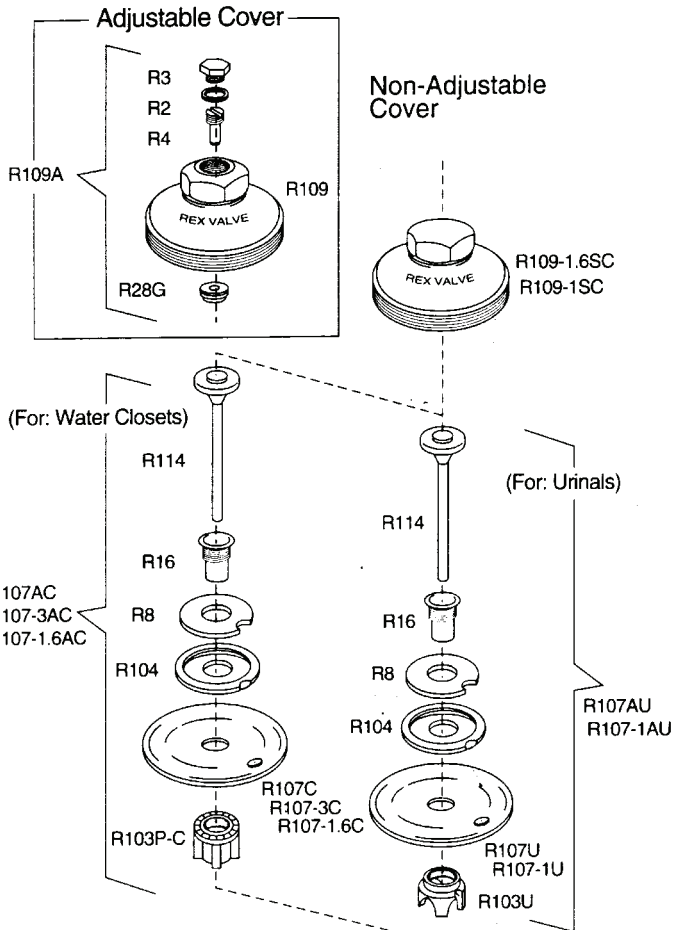


The Repair Kits and Parts on this page are designed to service all SLOAN Diaphragm type Flushometers, including those manufactured for Low Consumption (LC) usage.

Each item has been identified by a **Part Number** and a corresponding **Code Number**. To expedite your replacement requirements, **ORDER BY CODE NUMBER**.

Abbreviations:

- CP** Chrome Plated
- gpf** Gallons per Flush
- Lpf** Liters per Flush
- LC** Low Consumption
- w/** with



— A —

Acid Brush.....	226
Access Panel	236
Adapters, Comb, Faucet.....	151
Add-On-Shower.....	145-146
Adjustable Guide Holder.....	94
Adjustable Lavatory Faucet.....	8
Aerators	136-137
Air Cocks	69
Air Eliminator	63
Air Filters	236
Air Gauges	68
Air Fittings, Hose.....	172
AIR VALVES	
Dole	64
Durst.....	61
Gorton.....	67
Hoffman.....	66
Jacobus	62-63
Maid-O'-Mist	62-63
Steam Vent.....	61-67
USAV	61
Varivalve.....	67
Aluminum Gooseneck	154
American Standard Actuating Unit.....	89
Angle Valves.....	55
ARMS	
Guide.....	94
Shower.....	147
Waste.....	105-111
Astoria-Type Hangers	82
Augers, Sink and Toilet.....	228-230
Automatic Diverter Spout.....	12

— B —

Back Flow Preventer	75
BALLCOCKS	
Coast	85
Durst.....	86
Fill Pro	85
Fluid Master.....	86
Mansfield	87
Ballcock, Cap & Washers	87
Ballcock Parts	87
Ballcock Repair Kits	87
Ballcock Coupling Nuts	88
Ball Joint Shower Heads.....	148-151
Balls, Rubber Tank.....	89-90
Ball Valves	56-57
Band Iron.....	82
Bar Flanges, Shower	144
Barrel Faucets, Oil.....	19
Bars, Shower.....	143-144

BASIN ACCESSORIES

Centersets	7-8
Cocks.....	5-6
C.O. Plug.....	130
Faucets.....	5-8
Lavatory	7-8
Legs.....	153
P.O. Plug.....	130
Rosettes	41
Stoppers.....	182
Strainers.....	130-131
Supplies, Flexible	115-119
Supplies, Vinyl.....	116
Tail Pieces & Nuts	42
Wrenches.....	210
Basket Sink Strainers	130-131
Basket Strainers Inserts.....	131
Bathcocks.....	5-6
Bathcock Couplings & Nuts.....	6
Bathcock Nozzles.....	6, 151
Bath Drain & Overflow	14-15
Bath Fixtures, Concealed.....	11-14
Bath Sprays & Bulbs	150-151
Bath Spray Connections	151
Bath Supplies.....	114
Bath Trap	104
Bathroom Accessories.....	156
Bath Waste & Overflow	14-15
Bath Waste & Overflow Shoes & Tees.....	16-17
Beaded Chain & Couplings.....	100-101
Beam Clamps	82
Bell Traps.....	133
Bending Springs.....	200
Beveled Overflow Washers.....	178
Bibb Faucets.....	6
Bibb Screws.....	139
Bibb Screws, Assorted.....	140
Black Fittings	250-254
Boiler Drain Cocks.....	18
Boiler Liquid.....	214, 218-219
Boiler Repair Plugs.....	79
Boiler Solder	214-218
BOLTS	
Caps	134
Closet.....	135, 139
Flange, "Johni"	135, 139
Tank.....	135, 139
Waste & Overflow	16
Bonnet Packing.....	175
Bowl Force Cup.....	234
Bowl Wax	99
Brass Fittings	255-259

BRUSHES		Closet Screws, Nuts, & Washers	135, 139
Acid	226	Closet Spuds	95
Flue	164	Closet Spud Wrenches	209
Furnace	164	COCKS	
Pipe Joint	165	Air	69-70, 168
Sweat Fitting	164	Basin	6
Tinner's	226	Bath	6
Bulbs, Bath Spray	151	Boiler Drains	18
Bushings, Face	41	Gas	83
Bushings, Fitting	254, 255, 259	Sill	17
		Stop & Waste	54
		TRI	70
		Cock Hole Covers	42
		Coin & Key Air Valves	68
		Collar, Iron Sink	42
		Collar, Lead	96
		Compression Fittings	166-168
		Compression Stops	54
		Concealed Bath Fixtures	11-14
		Concealed Lavatory Fixtures	8
		CONNECTIONS	
		Continuous Waste	104-105, 111
		Double Offset	109, 111
		Gas Range	84
		Lavatory & Tank	114-119
		Slip Joint	102-114, 124
		Waste Line	102-114
		C.O. Basin Plugs	130
		Convactor Valve	75
		COPPER	
		Fittings	273-279
		Floats	235
		Straps	82
		Tubing Cutters	199-200
		COUPLINGS	
		Bath Cock	6
		Bead Chain	100
		Chrome, IPS	259
		Garden Hose	159-161
		IPS Fittings	250, 256
		Radiator Union	166
		Reducing, Compression	129
		PVC	289, 290
		Snap-on-Hose	137-138, 152
		Threadless, Galvanized or Brass	252
		Threadless IPS	252, 290
		Threadless PVC	283, 287
		Washers	178, 181
		Water Meter	271
		Covers, Drum Trap	141
		Covers, Snap-In	42
		Covers, Tank	231
		Covering Tube	110
		Coyne & Delaney Flushometers & Parts	
		186, 189, 190-191
		Crutch Tips	183
		Cups, Rubber Force	234
		Curtain Bars & Flanges	143-144

Curtain Pins	146
CUTTERS	
Copper Tubing	199-200
Faucet Reamer	201
Gauge Glass	208
Cutting Oil	220

— D —

“D” Shower Bars	143
Deck Faucets	1-4
Deck Faucet Head & Guide	39
Deck Faucet Spray	39
Delta Faucets	1, 5, 8
Delta Parts	52-53
DeSanco Connections	142
Dialese Crane Washers	175
Dishwasher Air Gap	194
Dishwasher Hose	233
Dishwasher Supplies	118, 195
Dishwasher Tail Pieces	195-196
Diverter Shower Fixture	11, 13-14
Diverter Valve, Shower	155
Door Stop Wedges	183
Double Offsets	109, 111
Double Slip Joint Connections	110, 113
Drain Augers	230
Drain Cleaners	220
Drain Cocks, Boiler	17-18
Drain Connectors, Flex	113
Drain Hose, Washing Machine	193
Drain, Shower	133, 249
Drain Stopper, Expansion Type	142
Drain Strainer	132
Drain Tubing	193
Drainage Traps	101-104
Drains, Cleanout Augers	230
Drains, Pop-up Basin	9
Drains, Sink	104-105
Drains, Tub	14-15
Drip Stopper	201
Drum Faucets	19
Drum Trap Cover	141
Dryer Vent Equipment	242-243
Duct Tape	215
Ducting, Aluminum	242
Ducting, Vinyl	242
Duo Strainers	128-129
DURST	
Air Valves	61
Boiler Liquid	214, 218
Drain Auger	230
Drain Pipe Cleaner	220
Pipe Joint Compound	213
Rust Remover	214

— E —

ELBOWS	
Closet	106-107
Compression	166
Copper	273-279
CPVC-PVC	285-294
Flare	169
IPS	250-251, 253, 255-257
Slip Joint	113-114, 124
Twin	12
Emery Cloth	165
Escutcheons	37-38, 125, 127
Escutcheon Holders	38
Escutcheon Nipples	37-38
Expansion Tanks	225
Extension Tubes	107-108, 112
Extractors, Pipe	210
Extractors, Nipple	210

— F —

Faucet Hose & Spray	39
FAUCETS	
Barrel & Drum	19
Basin	6
Bathtub	6
Bibb	5-6
Boiler Drain	18
Centersets	7-8
Combination	1
Deck	1-5
Delta	1, 5, 8
Laundry Tray	18-19
Lavatory	7-8
Pantry	10
Self-Closing	6
Sill Cock	17
Single Lever	1, 8
Wall	1
Washerless	1-5, 8
FAUCET ACCESSORIES	
Adapters	151-153
Aerators	136-138
Bibb Screw Kit	140
Connections	41, 42
Couplings	42
Filters	245
Handles	43-50
Hose Connections	152
Packing “O” Rings	179
Repair Kits	192
Screws	139
Seat Reamers	201
Seats	203-205
Spouts	51
Spray	39
Stems	20-35
Strainers	128-132
Washers	173-174

Fill Box.....	60
Filler Hose, Washing Machine	197-198
Filters, Air	236
Filters, Faucet.....	245
Filters, Fuel Oil.....	19
Filters, Hose.....	158
Filters, Water.....	245-246
Fire Heads	60
FITTINGS	
Air Lines.....	172
Black	250-254
Brass	255-257
Compression	166-167
Copper	273-279
Flared	169-170
Flexible Supplies	116-119
Galvanized	250-254
Gas Ranges.....	84
IPS.....	250-260
PEX.....	283-284
Plastic (PVC)	285-289
(CPVC).....	285-288
Insert.....	298-299
PushFit (Sharkbite Style)	280-281
SAE for Tubing	169-170
Steam	262
Sweat.....	273-279
FLANGES	
Bell & Box Pattern	125
Closet.....	95-96, 294-295
IPS.....	251
Low Pattern.....	125
Shower Arm	147
Shower Bar	149
Flappers, Toilet.....	90-93
Flared Fittings	169-171
Flexible Drain Connection.....	114
Flexible Supplies	116-119
Flexible Supply Fittings.....	122-123
Float Rods.....	94
Floats, Copper, Plastic	235
Floor & Ceiling Plates	126-127
Floor Flanges, IPS	251
Flue Brushes.....	164
Flue Pipe & Elbows	241
Flush Handles.....	97-98
Flush Valves.....	88-89, 93
Flushometers & Parts	184-191
Force Cups	234-235
Form-A-Gasket.....	221
Form-A-Washer.....	80
Fresh Air Plate	134
Friction Rings.....	70
Frost Proof Sill Cocks.....	17
Fuel Oil Filters.....	19
Funnels, Sink	110
Furnace Brush.....	164
Furniture Tips.....	183

— G —

Garbage Disposal Stopper (Rubber).....	198
Garbage Disposal Wrench	209
Galvanized Fittings	250-255
Garden Hose.....	232
GARDEN HOSE ACCESSORIES	
Clamps.....	162
Couplings.....	160-161
Nipples	159-160
Nozzles	158-159
Gas Appliance Connections.....	83-84
Gas Cocks.....	83
Gas Range Connections	83-84
Gas Range Handles.....	53
GASKETS	
Closet Flange (Wax).....	99
Closet Flange (Sponge).....	99
Self-Forming.....	80
Gate Valves	57
Gauges	68-69
GAUGE	
Glasses	70
Glass Cutter.....	208
Glass Washers.....	70
Glass Air Filters	236
Glass & Toothbrush Holder.....	156
Globe Valves	54
Gloves (Rubber).....	222
Gooseneck (Aluminum).....	194
Gorton Air Valves.....	67
Grab Bar	157
Graphite Packing.....	80
Grease, Plumbers.....	216
Guards, Thermostat.....	224
Guide Arm Holders.....	94
Guide, Deck Spray	39

— H —

Hack Saws.....	208
Hair Snare.....	233
Handle Puller	207
HANDLES	
Faucet.....	43-50
Gas Range	53
Radiator Valve	73
Tank, Lever	97-98
Wheel, Valve.....	42
HANGERS	
Astoria.....	82
Band Iron.....	82
Lavatory	41
Pipe (PVC, Plastic Coated).....	81
Sink	41
Split Ring	82

HEADS

Deck Spray.....39
 Shower.....148-150
 Sprinkler60
 Heating Supplies58-78
 Heat Timer Varivalve.....67
 Hex Bushings, Brass, Galvanized, & Black ...254-255
 Hoffman Valves65-66
 Hook, Pipe.....81
 Hook, Shower Curtain.....146
 Hook, Washing Machines194
 Horizontal Check Valve.....57

HOSE

Adapter.....152
 Bibbs6
 Barbs172
 Cap.....158
 Clamps.....162
 Cocks.....17
 Contractors.....232
 Couplings.....160-161
 Deck Spray.....39
 Dishwasher233
 Drain, Dishwasher233
 Drain, Washing Machine.....193
 Garden.....232
 Heater.....233
 Menders.....160-161
 Nipples159-160
 Nipples, Air Hose171
 Nozzles158-159
 Sump Pump.....193
 Washers.....158
 Washing Machine.....197-198

HOT WATER

Relief Valve77-78
 Radiator Valve74
 Thermometer69
 Humidifier Accessories.....246
 Humidifier Pads246
 Hydrant Connector.....159

— I —

INSTALLATION KITS

Dryer Vent.....242
 Ice Maker.....59
 Sump Pump.....193
 Toilet Tank85
 Insulation, Fiberglass.....223
 Insulation, Foam223
 Internal Wrench211
 Iron Sink Collar.....42
 Insert Brass Thimble233
 Insert Fitting.....298-299
 Insulating Cement.....222

— J —

“J” Trap Bends101-104

— K —

Key Air Valves & Keys.....68
 Keys, Sill Cock.....10
 Kitchen Faucet.....1-5
 Toilet Tank.....85
 Korky Flapper Ball.....91

— L —

“L” Shower Bar143
 Laco Flux226
 Ladles.....142

LAUNDRY

Faucets.....18-19
 Tub Strainers.....129

LAVATORY

Basin Cocks6
 Centersets7-8
 Faucets.....7-8
 Hangers42
 Legs153
 Plugs, P.O. & C.O.130
 Pop-Ups.....9
 Stops.....120-123
 Strainers.....129-130
 Supplies, Flex & Vinyl116-119

Laundry & Tub Strainers.....129-130
 Lead Bends.....96
 Lead Cleanout Plug.....142
 Lead, Plastic216
 Lead Repair Collars96
 Lead Solder Pot.....142
 Lead Wool227
 Leader Strainers, Wire133
 Ledge Faucets.....8
 Levers, Tank.....97-98
 Lift Wire & Rods95
 Liquid Wrench.....222
 Lock Nuts124, 257
 Lock Nuts, IPS125-257
 Los Angeles Traps101-102

LOW DOWN TANK

Elbows106
 Flexible Supplies116-119
 Valves123
 Washers.....100
 Lubricants.....214, 216

— M —

Mack Washers, Basin & Bath	176-178
Menders, Hose.....	160-161
Mixer, Washing Machine.....	193
Mixer, Water Faucet.....	150

— N —

Needle Valve	168
N.Y. Regulation Traps	101
NIPPLES	
Escutcheon	37-38
Extractor.....	210
Hose, Air	172
Hose, Garden	159-160
Pipe	263-270
No-Hub Couplings.....	247
No-Hub Fittings.....	300-301
Non-Freeze Sill Cocks	17
Nozzles, Bath Faucet	6
Nozzles, Garden Hose	158-159
NUTS	
Ballcock.....	87-88
Basin	41
Closet Bolt & Screw	139
Compression	168
Lock.....	41, 87, 124, 257
SAE Flare	169
Slip Joint	112, 126

— O —

“O” Rings, Rubber	179-180
Oakum.....	80
OFFSET	
Bath Supplies.....	114
Double	109, 111
OIL	
Bearing Lubrication	214
Drum Faucet.....	19
Filters	19
Nozzles	59
Tank Valve.....	58-59
Thread Cutting	220
Vent Caps & Fill Boxes.....	60
O’Malley Reamers	201
Outlets, Center	105, 111
Outlets, End	105, 111
Over Rim Spouts	12-13
Overflow Tubes.....	88

— P —

“P” Traps	101-104
PACKING	
Faucet Stem.....	80
Graphite	80
Rubber Sheet.....	182, 233
Valve Stem	80
Pantry Faucet.....	10
Paper Holders, Tissue & Towel.....	156-157
Paste, Solder.....	226
Penetrating Oil	222
Permatex Products.....	221
PEX, Fittings and Tubing	282, 284
Pig Tails	69
Pins, Shower Curtain	146
PIPE	
Black	270
Brass	270
Copper	272
Covering, Fiberglass	223
Covering, Foam	223
Covering, Tube	110
Cutters	199-200
Extractors	211
Fittings	250-260
Galvanized	250-254
Hooks, Wire.....	81
Joint Compound.....	213, 221
Plastic	283
Repair Clamps & Plate.....	79
Screw Extractor	210
Straps	81
Strap Wrench	209
Taps.....	210
Wrenches.....	199
Plastic Fittings.....	285-299
Plastic Floats	235
Plastic Hose Fittings.....	161
Plastic Lead	216
PLATES	
Cesspool	133-134
Floor & Ceiling.....	126-127
Escutcheon	125
Pipe Repair	79
Trip Lever	15-16
PLUGS	
Boiler Repair	79
Cleanout Trap.....	141
Lead.....	142
Pipe, IPS.....	252, 256
P.O. Basin Drain.....	130
Sink Strainer.....	130-131
PLUMBERS	
Candles.....	80
Force Cups.....	234
Tools	199-211
Plungers	141

Polyethylene Tubing	232
P.O. Plugs	130
P.O. Plug Wrench	209
Pop Safety Valve.....	77-78
Pop-Up Drain.....	9
Pop-Up Parts	9
Porcelain Glaze	212
Portable Showers	146
Pots, Solder & Lead.....	142
Pressure Relief Valve.....	77-78
Pro Vents	101
Pulsating Shower Heads.....	148
Pump, Circulator	71
Pump, Sump.....	237-238
Pump Kit, Sump.....	193
PushFit, Fittings and Valves.....	121, 280-281
Putty	220
PVC-CPVC Fittings.....	285-288
PVC-CPVC Tubing	285

— Q —

QUICK HOOK-UP	
Continuous Waste.....	105, 111
“P” Trap	103, 111
Wall Bend	103, 111
Waste Arm	105, 111
QUICK CONNECT-DISCONNECT	
Aerator to Hose	137-138
Washing Machine.....	137-138

— R —

Radiant Heater Connections & Fittings.....	83
RADIATOR	
Air Valves	61-67
Balancing Fittings.....	74
Elbows, Union	74
Handles	73
Keys, Air Valve.....	68
Nut Coupling.....	73
Valves, Hot Water	74
RADIATOR, continued	
Valves, Repair Tool	208
Valves, Steam.....	73-75
Range Handles, Gas.....	53
Ratchet Seat Wrench.....	207
Reamers, Faucet & Valve	201
Recessed Bathroom Fixtures	156
Reducing Fittings, IPS.....	253-254, 257
Refill Tubes, Ballcock	94
Relief Valves.....	77-78
Repair Collar, Lead	96
Repair Plates & Clamps.....	79
Re-Seating Set, Faucet.....	201
Rings, Stopper	100
Rinse Quik	39
Rods, Float.....	94

Rods, Shower	143
Root Destroyer	215
Rosettes, Basin Cock.....	41
RUBBER	
Aerators	135
Crutch Tips.....	183
Door Stop	183
Floor Flange Gasket.....	99
Force Cups.....	234
Garden Hose	232
Gloves, Work	222
Sheet Packing	182, 233
Slip Joint Washers	178, 181
Stoppers.....	182
Tank Balls	89-93
Tubing.....	193, 233
Tubing, Portable Shower	146
Union Washers.....	181
Washing Machine Hose	193, 197-198
Rust Remover	214

— S —

SAE Fittings.....	169-171
Saddle Tee	58, 261
Saddle Valve	58
Safety Relief Valves	77-78
Saws & Blades	208
Screw Extractor	210
Screws, Bibb.....	139-140
Screws, Bibb Assortment.....	140
Screws, Seat Hinge	140
Seals, “O” Rings.....	179-180
Seat Wrench	207
Seats, Faucet	205-206
Seats, Toilet.....	239-240
Self-Closing Faucets	6, 19
Self-Closing Oil Drum Faucet.....	19
Self-Closing Shower Valve	7
Self-Closing Stops.....	7
Sewer Augers & Rods.....	230
Sheet Rubber Packing.....	182, 233
Shoe, Bath Waste.....	17
SHOWER	
Add-On	146
Arm & Flange	147
Bars & Accessories.....	143-144
Curtain Pins & Hooks	146
Drains	133
Heads	148-150
Head, Spray/Bath	148, 151
Portable	146
Spray/Bath	148
Tubing, Rubber	146
SHOWER FIXTURES	
Concealed	11-14
Exposed	145-146
Flanges	14
Industrial.....	145

SHOWER VALVES	
Diverter, Bath	11-14, 155
Diverter, Shower	11-14, 155
Self-Closing	7
Tile Stop	10
Volume Control	149
SHOWER VALVE BODIES	
Concealed Type	11-14
Exposed Type	145
Four-Valve	14
Gooseneck, 2-Valve	145
Industrial	145
Single Lever	11
Three-Valve	11
Shut-Off Hose Connection	163
Shut-Off Valve, Washing Machine	195
Siamese Hose Connection	163
Siamese Hose Shut-Off Valve	163
Sill Cocks	17
Sill Cock Key	10
Sinks, Stainless Steel	233
Single Lever Faucets	1, 4-5, 8
SINK	
Collar, Iron	42
Faucets	1-8
Funnels	110
Hangers	41
Plugs	130
Strainers	130-132
Stoppers	182
Traps	101-104
Skuttle Humidifier Parts	246
Sleeves, Compression	168
Sleeves, Thimble Inserts	233
SLIP JOINT	
Couplings	110, 113
Elbows	113-114, 124
Lavatory Stops	120-122
Nuts	126
Tees	114, 124
Washers	178, 181
Sloan Flushometer Parts	184-191
Snake Wires	228-230
Soap Holder	156
Socket Wrench Set	211
SOLDER	
Bar	226
Boiler	214, 218
Electrical	227
Liquid	214, 218
Paste	226
Pots	142
Rings	142
Wire	227
Solvent, Drain Pipe	220
Speedy Basin & Tank Connections	117-119
Split Rings & Links	100
Sponge Rubber Gasket	99
Spouts, Diverter	12-13
Spouts, Faucet	51
Spouts, Tub	12-13
Spray Bulb	151
Spray Guide	39
Sprays, Bath	150
Sprays, Deck Faucet	39
Sprinkler Heads, Fire	60
Spud Wrenches	209
Spuds, Closet	95
Squick	214
Stainless Putty	220
Stainless Steel Clamps	162
Stainless Steel Supplies	117-119
Stall Shower	12
Steam Fittings	262
Steam Gauges	68
Steam Radiator Valves	61-67
Steam Traps	66
Steam Valve Disks	75
Steam Vents	61-67
Stem Escutcheons & Sleeves	36-37
Stem Packing	80
Stems, Faucet	20-26
Stop, Rubber Door	183
Stopper, Chain	100
Stopper, Rubber	182
STOPS	
Flexible Supplies	115-119
Quarter Turn	121
Self-Closing	7
Tile	10
Stove Connections	84
Stove Knobs	53
Stove Pipe	241
STRAINERS	
Basin Drain	131
Basin P.O. Plug	131
Basket	131
Cesspool	133-134
Drain	132
Duo	129
Faucet	135
Grids, Shower Drain	133
Kach-All	131
Leader	133
Shower Drain	133
Sink	131
Waste & Overflow	15
STRAPS	
Copper Tube	82
Pipe	81
Sump Pump	237-238
Sump Pump Kit	193
Supplies, Basin & Tank	115-119
Supplies, Bath Offset	114
Supplies, Dishwasher	117, 195
Supplies, Water Heater	116, 281

Supply Stops	120-122
Supports, Ceiling & Wall	143
Sweat Fittings	273-280
Swedge Tool	200
Swing Check Valve	58
Swing Sink Trap	103
Swing Tee Trap	104
Swivel Bath Trap	101
Swivel Hose Nipple	159

— T —

TAIL PIECES

Dishwasher	196
Flushometer	186-191
Sink Plug & Strainer	109
Tank Ball Rod	95
Tank Balls, Rubber	89-92
Tank-To-Bowl Bolts	135, 139
Tank-To-Bowl Gaskets	100
Tank Covers	231
Tank Levers	115, 117, 119
Tank Lift Wires	95
Tank Supplies	116-119
Tape Dope	215
Taps, Pipe	210

TEES

Compression	166
IPS	250, 253, 255, 258-259
PVC-CPVC	287, 295-296
Saddle	58, 261
SAE Flare	171
Slip Joint	114, 124
Sweat	277-278
Washing Machine	195
Waste & Overflow	17
Waste, Sink	124
Teflon Tape	215
Thermo Couplers	83
Thermometer, Hot Water	69
Thermostat Guards	224
Thermostats	224-225
Thread Seal	215
Threadless Couplers	252
Three-Prong Strainers	132
Thumb Screw	87
Thimble Inserts, Brass	233
Tile Stops, Shower	10
Tinners Brush	226
Tinners Fluid	226

TOILET

Ballcocks	85-87
Bolts & Screws	135, 139
Bowl Gaskets	99
Bowl Rings	99
Floor Flanges	95-96, 299
Handles, Lever	97-98
Paper Holder	156
Paper Roller	156
Plungers	234-235
Seats	239-240
Supply Stops	120-122

TOILET TANK

Ball Guide	94
Covers	231
Flappers	90-93
Float Balls	235
Flush Valves	88-89, 93
Levers	97-98
Liner Kit	231
Spuds, Closet	95
Supplies	117-119
Washers, Spud	177

TOOLS

Basin Wrench	210
Cutter, Copper Tubing	199-200
Cutter, Gauge Glass	208
Demount	281
Extractor	210
Flaring	200
Handle Puller	207
PEX Crimping	208
Pipe Tap	210
Pipe Wrench	199
P.O. Plug Wrench	209
Radiator Spud Wrench	209
Radiator Valve Tool	208
Seat, Faucet Gauge	202
Seat, Faucet Wrench	207
Seat Grinders	201
Springs, Bending	200
Spud Wrench	209
Swedge	200
Tubing Cutters	199-200
Towel Bars	157
Transformers	225
Trap Connector	142
Trap Plugs	141-142
Traps, Bell	133
Traps, "P" & "S"	101-104, 110
Traps, Steam	66
Trip Lever Bath Waste	14-15
Trip Lever Bath Waste Parts	15-17
Tub Caulk	216
Tub Drains	14-15
Tub Faucets	6, 11, 13
Tub Spouts	12-13

TUBES

Inlet	107
Pipe Covering	223
Threaded	108
Waste	104-106

TUBING

Clear Vinyl	232
Copper	272
Drain	193
PEX	284
Polyethylene	232
Rubber	233
Shower	146
Twin Ell	12
Twin Mix	195
Twin Towel Bar	157
Twin Water Mixer	150
Twisted Graphite	80

— U —

“U” Shower Curtain Bars	143
-------------------------------	-----

UNIONS

Compression	166
Dialectric	271
IPS	252, 257
SAE Flare	171
Sweat	278
Union Washers, Rubber	181
Universal Guide Holder	94

— V —

Vacuum Breakers	186, 190-191
-----------------------	--------------

Vacuum Breaker Valve	77
----------------------------	----

VALVE

Discs	75
Handle, Radiator	73
Handle, Wheel	42
Reamers	201
Repair Tool, Radiator	208
Stem Packing	80

VALVES

Air	61-67
Angle, Globe	55
Ball	56-57, 83
Boiler Drain	18
Check	57-58
Coin & Key, Air	68
Compression	55-56, 120-121
Dole	64
Durst	61
Firematic	58-59
Flush Tank	88-89, 93
Fusible	58059
Gas Shut-Off	83
Gate	57
Gate, Steam Radiator	73
Globe	54-55
Gorton	67
Hoffman	65-66
Jacobus (Maid O' Mist)	62
Key, Air	68
Linecheck	57-58
Low Down Tank	88-89
Needle	168
Oil Tank	58-59
Pop Safety	77-78
Pressure Control	76
PushFit	121, 281
Radiator	73-74
Relief	77-78
Saddle	58
Self-Piercing	58
Shower, Self-Closing	7
Space Heater	83
Steam Radiator	73
Supply Stop	121-123
Stops, Self-Closing	7
Swing Check	58
USAV	61
Vent	61-67
Vertical Check	57
Volume Control	149
Watts	75, 195
Varivalve	67
Vent Caps, Oil	60
Vent Dryer Kits	242
Vent Ducting, Dryer	242
Vents, Steam	61, 67
Vinyl Basin & Tank Supplies	116
Vinyl Tubing	232
Volume Control Valve	149

— W —

Wal-let	279
Wall Flanges, Support.....	144
Wall Support & Ceiling.....	143
Wall Soap Dish.....	156
Wash Tray Faucet.....	18-19
WASHERS	
Aqua-Seal	175
Assorted Faucet	173-174
Ballcock.....	88, 177
Basin Cock Rosettes.....	41
Beveled Slip Joint.....	178
Bonnet Packing.....	175
Close Coupled	99, 135
Closet Bolt & Screw	135
Crane	174
Duratex	174
Faucet.....	173-174
Fiber	174, 181
Filter Hose.....	198
Flanged Spud.....	177
Flushometer	184-191
Garden Hose	175
Grizzly	174
Gauge Glass.....	176
Hose	175
Mack, Basin & Bath	176-177
“O” Rings.....	179-180
Self-Forming.....	80
Slip Joint	178, 181
Sink Plug.....	181
Spud, Closet.....	177
Steam Valve Disc.....	75
Tank Valve.....	177
Union.....	181
Washer, Nose Piece.....	115
Waste & Overflow	176-177
Washing Machine Hose.....	197-198
Washing Machine Tee	195
Washing Machine Trap.....	104
Washing Machine Valve.....	195
Waste Line Accessories	104-107
Waste & Overflow	15
Waste Arms.....	104-105, 111
Waste Connection	101-114
Waste Nuts	126
WASTE	
Fittings	101-114
Nuts, IPS.....	126
Pop-Up	9
Standing.....	16
Trip Lever	14-15
Waste & Overflow	14-15

WASTE & OVERFLOW PARTS

Bolts	16
Shoe	17
Strainer	16
Tee.....	17
Washers	177-178
Waste Tubes.....	104-111
Water Filters.....	245-246
Water Gauge Glass	70
Water Meter Couplings	271
Water Mixer.....	150
Water-Saving Shower Head.....	148
Watts Valves.....	75, 195
Wax, Closet Bowl.....	99
Wheel Handles, Valves	42
Wicking, Lamp	80
Wire Brushes	164
Wire Pipe Hooks.....	81
Wire Snakes	228, 230
Wool, Lead	227
Worm Drive Clamps.....	162
Wrench, Liquid.....	222

WRENCHES

Adjustable Internal	211
Basin	210
Basket Strainer Nut	211
Closet Spud.....	211
Disposal, Garbage	209
Faucet Seat.....	207
Four-In-One.....	209
Pipe	199
P.O. Plug Strainer	209
Radiator Spud	209
Ratchet	207
Socket.....	211
Spud, Adjustable.....	209
Strap.....	209

— Y —

“Y” Connection	163, 193
----------------------	----------



NOTES

A large, empty rectangular box with rounded corners, intended for handwritten notes.



NOTES

--	--



NOTES

--	--



NOTES

--	--

