

Issue 34



# WIRED

12th August 2016

**EUROCARPARTSPRODUCTNEWS**



“What we think, we become.”

# WIRED



Brake Clinic



Hidria



Aircon Check



Diesel Injection



TopCat Tickets



Tech Tool Club



Clutch Control



New Literature



Ecoline 88



Competition



Smoke Pro

# Brake Clinic



## The Choice Is Theirs

It is crucial to offer **all choices** for braking (Pagid, Eicher and Brembo) on every call. We have the best stock availability and brand choice in the UK, so there is no excuse for anyone not buying their braking from us. Offer all the brands available and the relevant price.



**Pagid** – it is to OE specification with OE content and exclusive to ECP. We also have over 99% coverage for all applications with the best price for quality and stock holding. Pads and Discs warranty - 25 month / 25,000 mile guarantee!



**Brembo** – has been introduced as an additional brand for additional business and help grow sales. Brembo is not just for high end applications, it is for all applications. “Every customer deserves Brembo” – irrelevant of whether it is a Range Rover Sport or a Ford Fiesta. Pads and discs warranty – 24 months / 24,000 miles guaranteed.

# eicher

**Eicher** – is our aftermarket brand. It is priced to target Delphi and Apec. Eicher is ECER90 approved, which means it must perform to + or – 15% of the OE pad with excellent value. With over 1 million satisfied customers, Eicher is the fastest growing brand in the UK market. Pads and discs warranty – 24 months / 24,000 miles guaranteed.

By offering the choice, we stand a better chance of closing the sale. Our competitors will offer choice so we must not give them the edge. Furthermore, we don't know the end user and what their requirements are. By offering all the choices, it will enable your customer to choose every time and satisfy their needs.

If you are unsure about the brand positioning or need more information regarding the brands, don't hesitate to contact the braking product management team, Aaron Spencer on [aaron.spencer@eurocarparts.com](mailto:aaron.spencer@eurocarparts.com) or Ehsan Arabalizadeh on [ehsan@eurocarparts.com](mailto:ehsan@eurocarparts.com) who will be happy to assist.

# Aircon Check

## “Things you ought to know”.

An air conditioner is a very tough piece of equipment. It is engineered to withstand all sorts of abuse and keep on running. This is great in most respects, but it can lead to complacency about maintenance. Like a car, air conditioners need regular tune-ups to run properly. Without regular maintenance an air conditioner loses about 5% of its original efficiency for each year of operation.

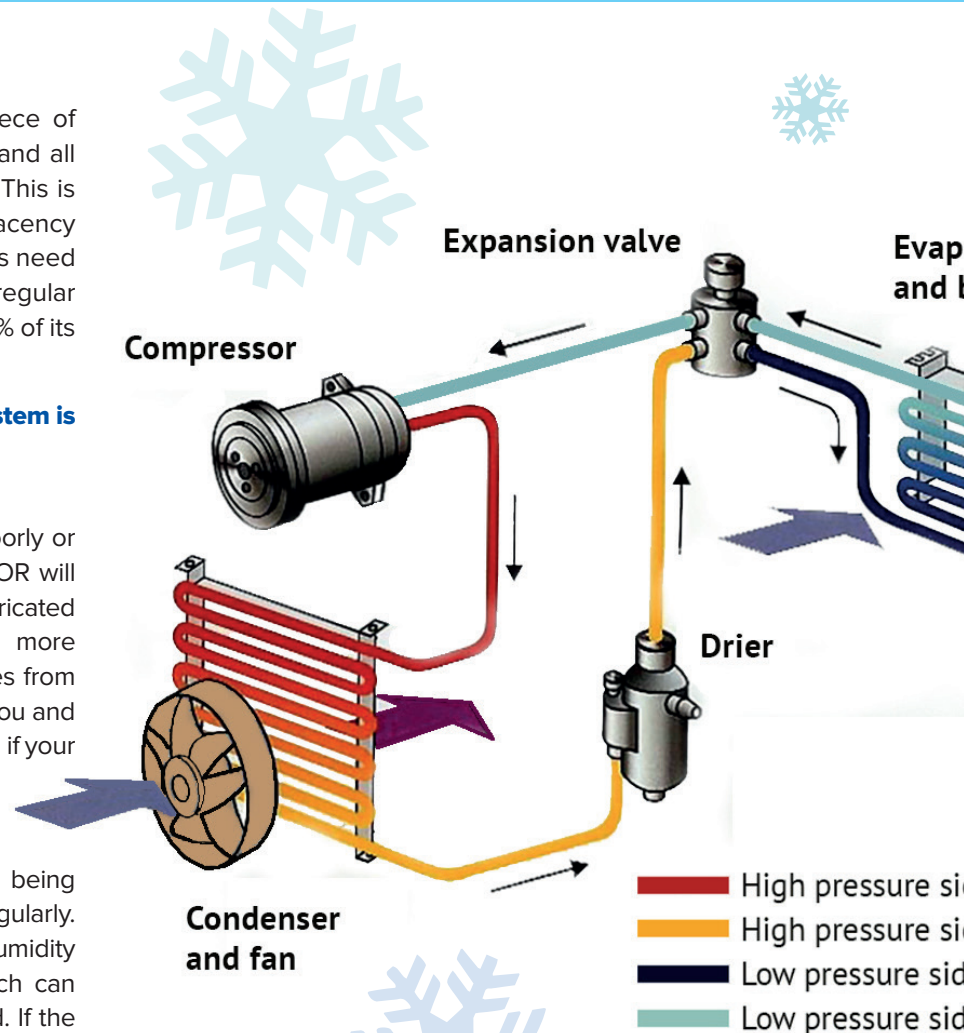
### What can happen if the Air-Conditioning System is not serviced?


- **INCREASED GASOLINE COSTS!**

If the air-conditioning system is serviced poorly or not at all, sooner or later your COMPRESSOR will begin running less smoothly, as it is not lubricated correctly. It then has to be turned on more frequently and for longer. The energy comes from the engine and the engine needs fuel. For you and your wallet, that means consuming more fuel if your air-conditioning system is not serviced!

- **EXPENSIVE REPAIRS!**


You can avoid components failing or being damaged by having the system serviced regularly. For example, Receiver Dryer filters out humidity as well as particles of dirt and chips, which can damage the system if they are not removed. If the





saturated Receiver Dryer is not replaced, chips and particles can get into the air-conditioning system and damage other components.

Compressor  
Blower



Also, vehicle air conditioning system runs on a specific amount of refrigerant gas, over time this gas can gradually leak out through dry seals and connections, this will make the system less efficient and not reach the required cool temperature. PAG Compressor oil is also added to the system when serviced which lubricates the system, if the compressor runs low on oil it may seize causing major damage to the air conditioning leading to very costly repairs.

- **BAD AIR! BAD SMELL!**

If you're noticing strange smells coming from the AC vents, there's a problem. This is actually a very common automotive problem, and it's generally caused by running your air conditioning system only on recirculate, and not blowing the fan for a minute or two after turning off the AC and shutting off the engine. Mildew can thrive in many areas of your car's AC system, but you'll find it's particularly fond of the EVAPORATOR core and the CONDENSER. These areas are moist and enclosed – the perfect habitat for bacteria.

de, gas  
de, liquid  
e, liquid  
e, gas

- **BUILD-UP OF HEAT IN THE INTERIOR!**

The entire air-conditioning system can only do its job if all its components are working perfectly. Besides many other functions, air conditioning cools the vehicle cabin to an appropriate temperature, particularly in summer. If something is not working correctly, you will soon find yourself in a jam with the heat building up in your vehicle.

**It is recommended that you use your air conditioning all year round to keep the system working and lubricated.**

**Your air conditioning system will last longer if you use it regularly.**

Air conditioning air is dry air therefore will clear your windscreen of moisture faster than normal air/heat from your internal blower motor in the winter.

If you have any queries please do not hesitate to contact Aaron Macfarlane on [aaron.macfarlane@eurocarparts.com](mailto:aaron.macfarlane@eurocarparts.com) or the Autoclimate team on 0345 505 0900, who will be happy to assist.

# TopCat Tickets

## What to do

**T**he **TopCat** F6 ticket system is designed to enable you, the user to easily inform the cataloguing team of issues in the catalogue which need adding, rectifying or amending. Only when we work as a team and you report all the issue's you come across will we make TopCat the best aftermarket catalogue out there, and we need your help to do that. If you find an issue, please help us to help you and report it via F6 or Ticket icon. If you hear a colleague complaining about TopCat being incorrect, challenge them "Have you put an F6, Ticket report in?"

The Top Cat Support Team receives and actions over 2,000 tickets every month each ticket is reviewed by the support team who have all worked within this industry for a number of years (Averaging over 22 Years each in the Motor Industry) and bringing with them a range of experiences and specialist knowledge.

A support ticket is related to a single VRM, part of the process in researching the query includes looking at related vehicles so in theory one ticket could result in 200,000 vehicle's being amended, therefore when a ticket is corrected it does not just fix a single vehicle it will always fix multiple vehicles. From this as you can imagine the impact and improvement on TopCat from tickets is huge.

### When & how do I create a ticket?

It is important that all sales advisors report genuine issues using the F6 report function. Tickets should be created for the following:

- Incorrect Part Numbers
- Missing Part Numbers
- Missing or Misleading Application Information
- Image or Display issues
- Ideas or General issues

Tickets should not be created for stock or pricing issues.

### To create a ticket

Click on the Report or F6 situated on the left hand side of the screen.

The displayed form automatically captures the user, your email address the vehicle VRM and the component that you have looked up.

Complete the form by choosing an issue type and adding old and new part numbers and a brief description. Submit the ticket.





# TEAM

An acknowledgement email will be sent to your email address displayed on the form. A second email will also be sent confirming that the amendments have been carried out and the ticket closed.

It normally takes 48 hours for the updated information to be displayed on TopCat.

## FAQ's

“I put tickets in but never hear anything back”

If you do not have your own login then the response emails will go to whoever you are logged in as. If you are using your own logins then the email address may be incorrect for both of these queries send you name, K8 id and branch name to either [richard.gibson@eurocarparts.com](mailto:richard.gibson@eurocarparts.com)

“How long does it take for a ticket to be actioned?”

Most tickets are reviewed and actioned within 48hours of receiving. Some tickets where Product Managers or Suppliers need to be consulted may

take a couple of days longer.

“Why Should I Put a Ticket in?”

Tickets reduce returns and stop alternative parts being sent out.

You have found a problem and spent time looking up the correct part then share that information with us. It will save your colleagues time having to go through the same process in the future.

TopCat is your best work tool it is in everyone's interest to make the data more accurate. Giving you the time to make those additional sales to take you over the daily target and help the branch and staff to achieve their goals.

We want you to be in our team to make TopCat the best. We only want you to send 1 ticket each week from you.

# 3 YOU

If you have any queries, please do not hesitate to contact Richard Gibson on [richard.gibson@eurocarparts.com](mailto:richard.gibson@eurocarparts.com) who will be happy to assist.

# Clutch Control Master Sheet

**S**ome cases where both the clutch and the dual mass flywheel have been removed and replaced in order to cure a problem of intermittent loss of the clutch pedal or to cure a pulsing felt through the clutch pedal. Subsequent tests often reveal that there is no fault with either the Clutch or DMF.

## Root Cause:

On some ZF Sachs clutch types it has been necessary to reduce the weight of the clutch in order to reduce the moment of inertia generated by the clutch components. This has been done by reducing the thickness of the cover housing, and there are often limits in size for the outer diameter of the housing, for example in the areas above the tangential springs. Due to this design, distortion of the clutch cover housing can happen easily due to unequal tightening of the cover housing onto the flywheel. This can cause the diaphragm fingers to sit unevenly and this is the most likely reason for pulsing in the hydraulic system. These clutch units **MUST** be fitted using the SAC clutch tool (see illustration 1) Klann Clutch Installation Tool and Centring Device

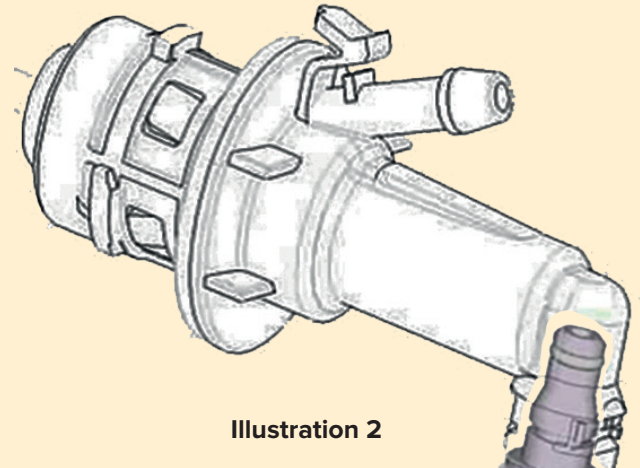


Illustration 2



Illustration 1



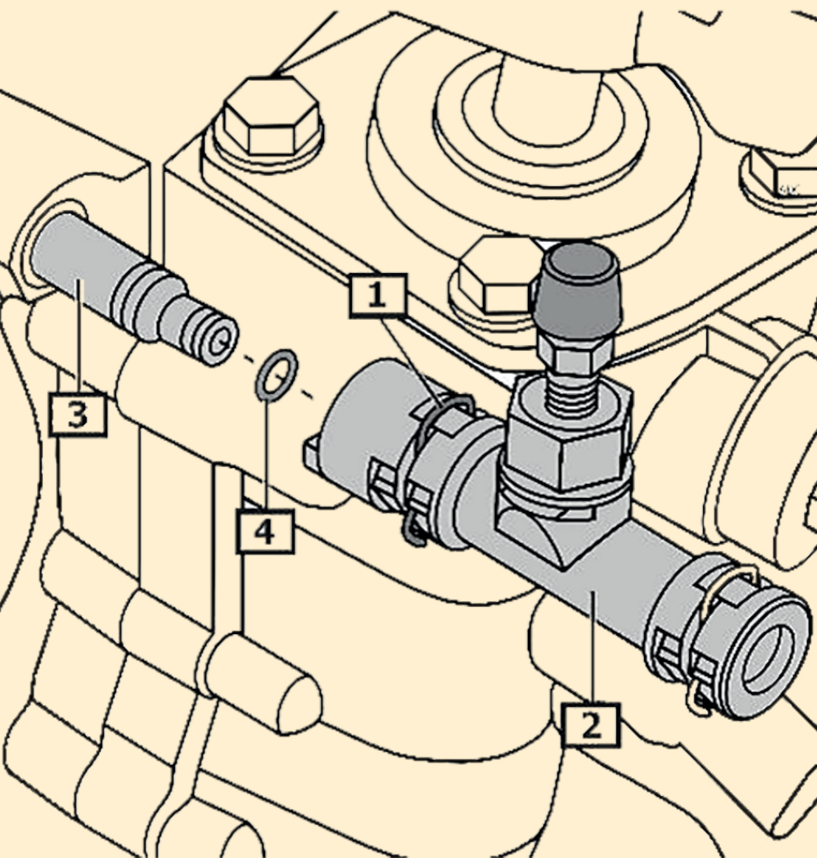


Illustration 3

The affected vehicles are usually fitted with two devices in the clutch hydraulic line, these being the torque limiting valve (see illustration 2) which is located in the line adjacent to concentric cylinder and an anti vibration unit (see illustration 3) which is usually mounted on the vehicle front bulkhead or directly onto the clutch master cylinder. The torque limiting valve prevents snap engagement of the clutch by reducing the speed of fluid being returned to the master cylinder after each pedal operation. If this is defective or blocked it may cause a large restriction in the return of fluid causing problems with pedal actuation. The anti vibration unit consists of a chamber containing a steel diaphragm and a tensioning spring, this item is designed to reduce vibrational frequencies transmitted from the engine into the clutch release system. If the anti vibration valve is blocked, contaminated or has become weakened the damping which it provides will be ineffective and pulsing maybe felt through the pedal as a result.

If you have any queries please do not hesitate to contact Trevor Richardson on [trichardson@eurocarparts.com](mailto:trichardson@eurocarparts.com) who will be happy to assist.

# Hofmann Megaplan Ecoline 88

## 4 Wheel Alignment System

**T**he Ecoline 88 represents the logical next step up for anybody wanting to move on from a laser system to a fully computerised aligner. Computerised alignment enables you to charge a premium for your alignment service, simply because you are able to provide the customer with a printout showing 'before and after'. The Ecoline 88 will give the same results as competitors' systems that are literally twice the price, and is perfect for those business that want the benefit of built-in vehicle database, live readings & technical prompts, and a customer printout, without the heavy investment traditionally required.

Compact and extremely simple to use, the Ecoline 88 takes advantage of the very latest infra-red and wireless technology to provide a high-spec system with a low price tag.

The Ecoline 88 includes some luxury features not included with some competitive machines such as:

- On-site training, your machine your premises – Our Specialists
- 3-point 'GrabClamps', sprung loaded arms grab the tyre and nylon locators protect from any damage
- Heavy duty mechanical turn plates, make performing test and adjustment smooth and effortless
- Advanced measuring heads making full 4 wheel alignment even easier and faster.
- Built in printer for before and after readings – gives customers confidence in the work performed

Just one alignment a week turns an investment into profit from as little as £25\*+ VAT per week can get you a product that can literally earn you hundreds of pounds a day – why wouldn't you want one?



If you have any queries, please do not hesitate to contact Fred Muraya on [fred.muraya@eurocarparts.com](mailto:fred.muraya@eurocarparts.com) who will be happy to assist.

# Smoke Pro Total Tech

## Who is the Smoke Pro aimed at?

**E**very single workshop and bodyshop. Any type of automotive repair location that does diagnostics, repairs and any sort of general auto servicing. Why? If the problem is a suspected leak in a sealed system, a diagnostic scanner can certainly confirm the problem. A Smoke Pro on the other hand will show you (and the customer) exactly where the problem is. Any air leak, gas leak, water leak, fuel leak can be detected with a Smoke Pro. The kit contains all the connectors and accessories for most vehicles.

A Smoke Pro is as good as a person's imagination. Think of all the sealed systems in cars. Everything from the obvious (engine inlet, engine exhaust, engine cooling, turbo), to the not-so-obvious ( passenger compartment, central locking, headlamp assemblies). The Smoke Pro very quickly and easily confirms the sealed system's integrity, or shows exactly where the leaks are.

A Smoke Pro helps the workshop sell more work because it is so easy to set up for doing basic checks on all vehicles coming into the workshop – and the visual element of actually being able to show the customer the smoke coming through the leak is a powerful sales tool. As we like to say: "Mechanics who smoke earn more money".



You can even go to the Workshop Solutions YouTube channel by just scanning the QR code on the flyer; and watch a short video on why your customer should buy the Smoke Pro. Alternatively you can click the link to watch the video on the Smoke Pro: <http://bit.ly/1Jk69Ke>

The Smoke Pro - Total Tech is the essential tool for finding:

- **EVAP system leaks**
- **EGR Valves**
- **Gaskets, fittings and hoses**
- **MAP/MAF sensors**
- **Worn throttle shafts**
- **Brake boosters**
- **Catalytic converters**
- **Central locking systems**
- **Diaphragms and seats**

If you have any queries, please do not hesitate to contact Fred Muraya on [fred.muraya@eurocarparts.com](mailto:fred.muraya@eurocarparts.com) who will be happy to assist.

# Hidria

## State of the art glow plug production

**S**ITUATED IN the town of Tolmin, Slovenian company Hidria has created a state of the art production and research development facility, placing them at the forefront of the glow plug industry.

Established in 1955, Hidria are well known in the European and worldwide market but are now looking to move into the UK. Their products are used in the automotive and industrial markets with sales worldwide of £180 million. The chances are your diesel car already contains their product, with Hidria providing OEM glow plugs to many of the leading manufacturers.

A recent tour of their headquarters revealed a company proud of their product, their heritage and accomplishments, winning the prestigious European Business Award for Innovation in 2015. Hidria have designed and built their own assembly lines and have developed their own processes for making the internal coil, the heart of the glow plug. This places them in the unique position to quickly change and develop their product due to customer demands. Every glow plug that comes off their production line has been individually tested, meeting their high standards before shipment.






Hidria admit that the glow plug market is decreasing due to their higher lifespan however with an estimated 70 million diesel vehicles on European roads the market is still large. Their advice is to change the set of glow plugs every 50,000 miles and with the diesel share of the UK market growing each year, over one million vehicles will be due for glow plug replacement every year in the UK alone.

Three options of glow plug are offered; the economy, premium and pressure sensor. All plugs are individually tested and produced on the same production lines as their OEM parts. The premium range is unique in coming with a five year guarantee. Hidria is especially proud of their pressure sensor range developed by their own team and produced in a brand new contamination free, clean environment.

Moving into the aftermarket sector has been a natural decision, building on the success of their OEM parts. All of their glow plugs are distributed in the UK by Euro Car Parts who are full of praise for the product. Sales have been impressive since the November launch and continue to grow taking an ever bigger share of their glow plug sales.



If you have any queries, please do not hesitate to contact John McCulloch on [john.mcculloch@eurocarparts.com](mailto:john.mcculloch@eurocarparts.com) who will be happy to assist.

# Diesel Injectors

## To code or not to code? that is the question.

In days gone by, diesel injectors although cumbersome to fit, were generally seen as plug and play. However, since the advent of common rail diesel systems, and in turn common rail injectors, the garage can often be left confused or unsure as to whether an injector needs coding or not.

Common rail diesel systems offers a number of benefits over traditional diesel systems such as improved performance, lowered fuel consumption and quieter engines. Another significant advantage of a common rail system is its ability to uniquely reduce emissions, the buzz word on the lips of every Eurocrat.

So why code injectors? An injector code, typically known as an IMA code (Bosch and Siemens) or a calibration code (Delphi), is a code that is programmed to the ECU for accurate communication and Injection control. With ever increasing emissions legislation and tightening of limits, vehicle manufacturers have been forced to more accurately control the flow of fuel going into the engine to optimize the efficiency of the combustion process and control emissions within acceptable limits..

The IMA coding is an industry standard: Injector Menge Abgleichung (injector Quantity Offset). When an injector goes through the OE test it generates an IMA code which identifies where in the tolerance range the needle and nozzle assembly fit, this allows the ECU to vary the fueling accordingly and optimize the engine performance. Failure



to code in the injectors can result in several issues:

**Performance** – In some systems it may be possible to drive away and not notice any difference. In reality, if the injectors have not been coded, it is unlikely that the customer will be getting the optimum performance from the vehicle and may well end up back at the garage with an increase in fuel consumption or black smoke etc.

**Non start** – In newer systems if you do not code in the injectors the vehicle will not start

**Poor / lumpy running** – as the injectors are not coded, the ECU will carry on fueling as if the previous injector was still present, which can cause poor performance. The engine management light is also likely to come on necessitating another visit to the garage.



How do I know if the injector I have bought needs coding?

**DELPHI Common Rail Injectors** – All require coding to the engine. Typical code is 16 alphanumeric characters (C2i Injectors) or 20 characters for more recent applications (C3i injectors). Code typically found on Injector head.

**DENSO Common Rail Injectors** – As a rule, all require coding, although some very early releases may not. Typical code length is 16-24 alphanumeric characters dependent upon vehicle marquee. Code typically found on Injector head. You can also use the QR code found on the injector for this information.

**VDO/Siemens Common Rail Injectors** – Only VW applications at this moment require coding. Typical length is 6 digits and found on the injector head.

**BOSCH Common Rail Injectors** – As a rule all require coding, although some earlier releases may not, in simple terms if an IMA code is present then the injector will need coding. Typical length of code is 6-10 digits and found on Injector head.

**N.B.** – The coding information above is related to new Injectors.

Our Diesel Tech range of remanufactured Diesel Injectors also come with a brand new calibration code where required. This code can typically be found on a silver sticker or label affixed to the body of the Injector. We have had cases of the garage fitting our remanufactured injectors and thereafter searching for the code which has resulted in them having to remove and refit the injector.

If you have any queries please contact Vinny Patel on [v.patel@eurocarparts.com](mailto:v.patel@eurocarparts.com)

# Tech Tool Club

## SMARTER - SIMPLER

**T**ECH TOOL CLUB – A smarter look, a simpler process and one of the easiest sales tools you have available in your little box of tricks...

### What is it?

A way to offer your workshop's technicians the opportunity to buy top quality tools and:

- 🔧 Spread the cost over weekly payments
- 🔧 Its 100% INTEREST FREE
- 🔧 INSTANT online approval
- 🔧 Guaranteed £600 credit limit

### How long does it take?

Online application & approval – Approx. 2 minutes (application available 24/7)

K8 account set up SAME DAY (mon-fri)

### Simplicity is the key to success

We've gone right back to basics with the new improved look and feel. There is now NO NEED to send signed POD's and NO NEED to login and register sales. It could not be easier.

### The simple 3 step process:

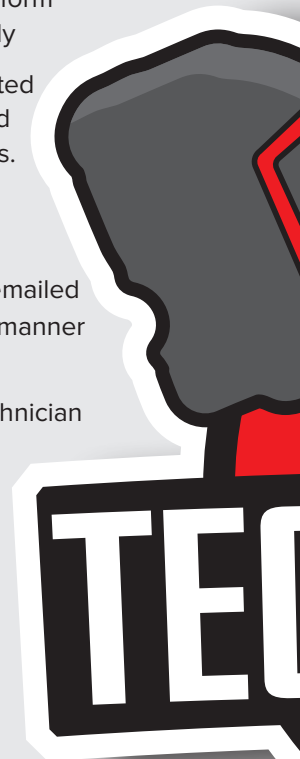
- 1** Technician visits [www.techtoolclub.co.uk](http://www.techtoolclub.co.uk) and completes the simple (two page) application form – Acceptance/refusal will be given immediately
- 2** Tech Tool Club account number is created same day (with £600 credit limit (inc. VAT)) and emailed to the branch – [branch@eurocarparts.com](mailto:branch@eurocarparts.com) or [branch@lkqcoatings.co.uk](mailto:branch@lkqcoatings.co.uk)
- 3** Invoice the goods

\*POD copies are no longer required to be emailed over but should still be gained in the usual manner (print/signed manifest).

\*Goods should only be delivered to the technician named on the invoice.

Every Monday branch GM's and SM's will receive a report with a breakdown with registered sales and more importantly credit available per technician. Use this to your advantage - call the garage, speak to the technician and lock them in to purchasing their tools with ECP.

Please note, K8 available credit may not always be true and therefore, you should always check the weekly report for credit available or alternatively call/ email us FIRST to confirm.







**Here are some numbers for thought:**

### **THE GOOD**

**£410,000+** The sum of available credit that is waiting to be spent...**TODAY**

**£10K+** Sales made, to date, by the Gravesend branch – Highest sales in the company

**23** The amount of technicians signed up with Coventry – Largest quantity in the network

**£275,000+** Total Tech Tool Club Sales to date

### **THE BAD**

**72** – Branches yet to get a single sale on Tech Tool Club

### **THE UGLY**

**57** – Of the 12 branches yet to even have a single tech sign up

New flyers have landed in all ECP/LKQ branches, you can also view the new flyer via the Flipping Book link : <http://bit.ly/toolclub1>

if you have any queries, please contact Darren Moody on [darren.moody@eurocarparts.com](mailto:darren.moody@eurocarparts.com) or Aaron Price on [aaron.price@eurocarparts.com](mailto:aaron.price@eurocarparts.com).

# New Literature

## Tool Summer Offers

Coming soon is the brand new Tool Summer Offers Flyer. We've got the biggest range of tools, and we're covering the top brand, so there will be something for everyone in the new flyer. The new flyer will save your customers a good chunk of their tools budget this summer, as well as being a fantastic way of clearing your stock, making valuable space at your branch.

The new flyer features great tools such as the Omega 5 Piece 72 Teeth Ratchet Spanner Set. This set is reversible and chrome vanadium satin finish. 5 sizes with a 72 teeth ratchet action reversible by overturning the spanner. It is a great value for money and it comes with a Lifetime warranty.

**Don't forget all sales count towards your TOOL BANK target – SUPA DUPA DEALS!**

# Tool Summer Offer

MasterPro  
8 Piece Vibro Chisel Set  
with Air Hammer



£119.99  
538 77 6301

MasterPro  
10 Piece BMW Wheel  
Locking Set



£30.99  
538 77 6261

Omega  
5 Piece 72 Teeth  
Ratchet Spanner



£39.99  
540 77 1501

Rodcraft  
½ Ultra Compact Impact  
Wrench with FREE Sockets



£119.99  
571 77 0210

Rodcraft  
The Beast ½ High Power  
Impact Wrench with  
FREE Sockets



£159.99  
571 77 0220

MasterPro  
7 Piece Universal  
Coolant Filling S



£39.99  
538 77 4841

**ANY PART FOR ANY CAR  
OVER 200 BRANCHES NATIONWIDE**

**QUT  
CAR PARTS**

# Tool Summer Offers!

ers!

tooth  
ner Set



il  
et

et

00



	BRAND	SECTION	PART NUMBER	PRICE
the Beast + free deep sockets RS4114D	Rodcraft	Alr	571 77 0220	£159.99
ammer	MasterPro	Alr	538 77 6301	£119.99
Hammer	MasterPro	Alr	538 77 6311	£69.99
e Free	Laser	Alr	LAS 6418	£17.99
ectors	Top Tech	Alr	529 77 1061	£49.99
act Wrench + free impact sockets RS4114	Rodcraft	Alr	571 77 0210	£119.99
	MasterPro	Brakes	538 77 2131	£5.99
	Pagid	Brakes	538 77 1301	£39.99
	MasterPro	Brakes	538 77 6471	£39.99
	MasterPro	Brakes	538 77 4400	£37.99
mp Type	Pagid	Brakes	538 77 1251	£2.99
or Tool	Pagid	Brakes	538 77 1261	£3.99
	MasterPro	Brakes	538 77 2191	£39.99
Stainless Steel	Pagid	Brakes	538 77 1281	£8.99
	MasterPro	Brakes	538 77 1941	£5.99
st & Bit Set 3Pcs	MasterPro	Equipment	538 77 3870	£39.99
cking Pins	MasterPro	Equipment	538 77 4210	£199.99
ght 560mm	MasterPro	Equipment	538 77 0561	£32.99
lley Jack 76mm - 508mm 950mm Long 45kg	MasterPro	Equipment	538 77 4721	£29.99
g 200kg Capacity	MasterPro	Equipment	538 77 4621	£379.99
on Max Height 1100mm	MasterPro	Equipment	538 77 00511	£39.99
	MasterPro	Equipment	538 77 5631	£99.99
eed Drum Fan 24inch	MasterPro	Equipment	538 77 5621	£39.99
or Fan 18inch	MasterPro	Fluid	538 77 6011	£18.99
RL	MasterPro	Fluid	538 77 4841	£39.99
ing Set	MasterPro	Fluid	538 77 6071	£29.99
yringe	MasterPro	Fluid	538776211	£5.99
cedes-Benz 46mm	MasterPro	Fluid	538 77 4661	£94.99
ling Tank Electric 20 gallon	MasterPro	Fluid	538 77 6131	£14.99
	MasterPro	Fluid	538 77 6081	£39.99
	MasterPro	Fluid	538 77 6201	£24.99
	MasterPro	Fluid	538 77 2181	£9.99
	MasterPro	Fluid	538 77 6171	£7.99
	MasterPro	Fluid	538 77 6161	£5.99
	MasterPro	Fluid	538 77 6241	£12.99
ra & Lexus	MasterPro	Fluid	538 77 6111	£69.99
ey 199 or 205	MasterPro	Fluid	538 77 4230	£34.99
e 5Pcs 3/4 Drive 24 mm 27 mm 32 mm 36 mm 38mm	MasterPro	Fluid	538 77 6231	£6.99
oyota 3/4inch Drive 64.5mm x 14 Flutes	MasterPro	Fluid	538 77 4851	£9.99
D and 2.5 Engines	Omega	Fluid	940 77 1671	£29.99
ch Off Piler Set	Top Tech	Fluid	529 77 0981	£33.33
er Hose	MasterPro	Fluid	538 77 0241	£2.99
er Wrench 4inch	MasterPro	Fluid	538 77 6221	£11.99
lter Wrench 3/4inch Drive 64.5mm x 14 Flutes	MasterPro	Hand	538 77 4941	£16.66
et	Sealey	Hand	SEA SGT15	£27.49
rn 720W/ 230V	Bosch	Hand	535 77 0400	£9.99
ndriver Bit Pro Set	Carolus	Hand	528 99 1160	£39.99
ic Combination Spanner Set 10mm - 32mm	MasterPro	Hand	538 77 1791	£9.99
or Pilers Angled	MasterPro	Hand	538 77 4901	£1.99
	MasterPro	Hand	538 77 4891	£1.99
ade Pack of 10	Omega	Hand	940 77 1821	£20.83
alt-Wrench	Omega	Hand	940 77 1681	£24.99
Self Adjusting Pilers Set 7" and 10"	MasterPro	Hand	538 77 3960	£7.99
oning Tool	MasterPro	Hand	538 77 0011	£24.99
g Tool Kit 552 Pcs	MasterPro	Hand	538 77 6121	£24.99
se Clip Pilers	MasterPro	Hand	538 77 6121	£24.99



The four page flyer and price list will drop at your branch early next week – you can view the new flyer via the Flipping Book link: <http://bit.ly/SummerTools2016>

Customer hasn't got the cash right now for tools? Wonder no more because Tech Tool Club can help out, your customer can spread the cost over weekly payments (for more information on Tech Tool Club, go to page 16)

Remember there's a tool for everyone, make sure all your customers get one of the flyers and make sure that you are familiar with the new offers.

If you have any queries, please do not hesitate to contact Rick Newman on [rick.newman@eurocarparts.com](mailto:rick.newman@eurocarparts.com) who will be more than happy to assist.

# Wired Competition

**Want a chance to win a state of the art Canon Camera?**

All you have to do is answer all questions correctly in the pop quiz, and email your answers to [wired@eurocarparts.com](mailto:wired@eurocarparts.com) and **ONE** lucky winner will be picked at random. All questions are related to this issue of Wired.

The winner from Wired 33 was Liam Brown, and he's got himself a Liverpool T-shirt



QUIZ

- 1) What is one of the things that can happen of the Air-Conditioning System is not serviced?
- 2) Name a feature of the Ecoline 88
- 3) What are the Pads and discs warranty on Brembo?
- 4) What is the Smoke Pro used for finding (name 2)?
- 5) What is the credit limit on Tech Tool Club?
- 6) What items come free of charge with the 2 Rodcraft Impact Wrenches?