

# DISCOVERY SPORT



ABOVE & BEYOND





BY APPOINTMENT TO  
HM THE QUEEN  
MANUFACTURERS OF  
MOTOR VEHICLES  
JAGUAR LAND ROVER LIMITED  
COVENTRY



BY APPOINTMENT TO  
HRH THE DUKE OF EDINBURGH  
MANUFACTURERS OF  
MOTOR VEHICLES  
JAGUAR LAND ROVER LIMITED  
COVENTRY



BY APPOINTMENT TO  
HRH THE PRINCE OF WALES  
MANUFACTURERS OF  
MOTOR VEHICLES  
JAGUAR LAND ROVER LIMITED  
COVENTRY



**ABOVE & BEYOND**

Ever since the first Land Rover vehicle was conceived in 1947, we have built vehicles that challenge what is possible. These in turn have challenged their owners to explore new territories and conquer difficult terrains. Our vehicles epitomise the values of the designers and engineers who have created them. Each one instilled with iconic British design cues, delivering capability with composure. Which is how we continue to break new ground, defy conventions and encourage each other to go further. Land Rover truly enables you to make more of your world, to go above and beyond.





DISCOVERY SPORT COMBINES  
DESIGN EXCELLENCE, ENGINEERING  
INTEGRITY AND EXCEPTIONAL  
VERSATILITY TO CREATE A PREMIUM  
COMPACT SUV.

**Gerry McGovern.**  
Land Rover Design Director and Chief Creative Officer.



Scan to view the Discovery Sport in action.

Vehicles shown are from the Land Rover global range. Specifications, options and availability will vary between markets and should be verified with your nearest Land Rover Retailer. Vehicle shown right is HSE Luxury in Scotia Grey.





## CONTENTS

### DESIGN

Exterior	6
Interior	9
5 + 2 Seating	11
Loadspace Capacity	12
Dynamic Design Pack	14

### DRIVING TECHNOLOGY

Testing	18
Terrain Response	20
All Terrain Progress Control	23
Hill Descent Control	25
Wade Sensing	25
Adaptive Dynamics	27
Torque Vectoring	27
Towing Aids	29

### TECHNOLOGY

Infotainment	30
Audio	32
Connectivity	34
Driver Assistance	36

### COMFORT FOR ALL

38

### ENGINES

9-speed Automatic Transmission	43
Ingenium Diesel Engines	44
Ingenium Petrol Engine	45

### BODY AND CHASSIS

Strength and Stability	46
------------------------	----

### ENVIRONMENTAL

Sustainability	48
----------------	----

### SPECIFICATIONS

Choose Your Engine	52
Choose Your Model and Options	54
Choose Your Colour	76
Choose Your Wheels	78
Choose Your Interior	80
Choose Your Accessories	88

### TECHNICAL DETAILS

	94
--	----

### A WORLD OF LAND ROVER

	96
--	----

## DESIGN

# EXTERIOR

This is a modern, relevant and compelling vehicle, with its well-proportioned compact body and purposeful stance. Its distinctive silhouette and beautifully sculpted surfaces all combine to create a vehicle that truly connects on an emotional level.

Discovery Sport is ready for anything. Characteristic design cues complement perfectly balanced proportions. Strong dynamic lines and robust detailing signal Discovery Sport's incredible breadth of capability.

Signature features include a clamshell bonnet and distinctive two-bar grille with hexagonal mesh.

The fast bonnet line with a pronounced step into the rising beltline conveys a dramatic stance, whilst the roof tapers subtly downwards, adding extra dynamism.











## INTERIOR

The desirability of the exterior design continues into the cabin with bold horizontal and vertical lines, complemented by clean surfaces, superb finishes and optional premium leathers that give a luxury feel to the highly versatile interior. Inside and outside seamlessly blend into a vehicle that clearly communicates its Discovery DNA, whilst firmly looking forward. This spirit of adventure is reflected in Discovery Sport's interior, which has been designed with you at its core. It features high-quality materials and a strong vertical centre console design to reflect the premium exterior.

The cabin is equipped with up to four 12V power points and six USB charging sockets. These can be specified for all three rows of seating, allowing multiple electronic devices to be charged simultaneously.

The optional 10" Touchscreen is a superb addition to the contemporary, clean interior and becomes a centrepiece of the fascia. With a 21:9 wide format and 80 percent more pixels than the standard 8" Touchscreen, the feature is available on SE and HSE and standard on HSE Luxury models.

## COMMAND DRIVING POSITION

The Command Driving Position in Discovery Sport ensures a greater view of the road ahead so all terrains can be tackled with confidence.

Interior shown left and above is HSE Luxury in Glacier/Lunar.  
Vehicle shown above right is HSE Luxury in Scotia Grey.



## 5+2 SEATING

Discovery Sport offers exemplary levels of comfort and outstanding versatility. The second row is extremely spacious and flexible with the seats able to slide back and forth by 160mm for greater loadspace or comfort\*.

The optional third row, with its simple, single-handed 50:50 deployment, has been cleverly incorporated to avoid any compromises to the vehicle's exterior design, whilst maintaining passenger comfort.

By folding down the third row, a flat loadspace is available for whenever you need it. So wherever you're seated, or whatever you want to carry, you can relax.

### LEGGROOM

839mm



### MORE LEGROOM

999mm



### LOADSPACE

1,887mm



\*Where 60:40 second row seats with slide and recline is specified. Interior shown left is HSE Luxury in Glacier/Lunar.



## LOADSPACE CAPACITY

Deceptively roomy. Cleverly configured. Discovery Sport has been designed and engineered to meet any challenge.

The vehicle has the option of flexible seating which, when stored flat, gives a load floor that is as long as Range Rover and a maximum loadspace of 1,698 litres.

Even whilst carrying five passengers, the loadspace is still an impressive 981 litres. Discovery Sport can handle bulkier loads with consummate ease when the second and third rows are folded flat. Such flexibility helps make carrying family, friends and all their gear that much easier.

**5 + 2 SEATS**  
194 LITRES

**5 SEATS**  
981 LITRES



**4 SEATS**  
1,124 LITRES



**4 SEATS**  
1,268 LITRES



**3 SEATS**  
1,411 LITRES



**2 SEATS**  
1,698 LITRES

# DYNAMIC DESIGN PACK

## EXTERIOR

The Discovery Sport Dynamic Design Pack delivers a more assertive stance whilst retaining the instantly recognisable design cues of the Discovery Sport. Yet, when it comes to capability and versatility, nothing has been lost.

However, in terms of dynamism and appeal, much has been gained. The vehicle's bold new front and rear design with new contoured side mouldings form a dramatic presence. This has been augmented with a new Black mesh design for the front grille and side vent. Distinctive Chrome exhaust finishers\* together with a Red SPORT badge further enhance the appearance.



\*Chrome exhaust finishers only fitted on diesel engines. Petrol engines fitted with a silver painted chrome look finisher.









## INTERIOR

Carefully selected sporting touches enhance the interior of the Dynamic Design Pack. A choice of three colourways help to create a vehicle with exemplary levels of finish, available in perforated grained leather on SE and perforated Windsor leather on HSE and HSE Luxury. The interior is further enhanced with a perforated leather sport steering wheel, contrast micropiping on the seats and headrests and unique textured finish to the door inserts and fascia mid-section.

The mood is augmented with either Dark Grey or Carmine Red Brushed Aluminium centre stack side rails, depending on the colourway selected. The HSE and HSE Luxury interiors are also complimented with aluminium sport pedals.

## DRIVING TECHNOLOGY

# TESTING

Before any vehicle can carry the Land Rover badge, it must complete a series of rigorous tests to establish the very highest levels of luxury, performance and capability.



### SUSPENSION

You're unlikely to push any Land Rover harder than we have. For an unrivalled breadth of dynamic capability, both on and off-road, the vehicles have been exposed to ten years of the most extreme driving pressures in a fraction of the time using our state-of-the-art test rig.



### WIND SPEED

Discovery Sport was developed in state-of-the-art wind tunnels and a suite of climatic chambers to recreate some of the most challenging aerodynamic conditions it will face. Only by pushing all systems to their limits do we develop true reliability.



### HOT AND COLD CLIMATE

In real world environments and our climate chambers, we freeze vehicles to  $-40^{\circ}\text{C}$  and bake them to  $50^{\circ}\text{C}$ . Key functions and systems are then scrutinised to our exacting standards. So even in the most remote locations, comfort and peace of mind are never far away.



### OFF-ROAD

From the icy proving grounds of Arjeplog, Sweden, to Dubai's unforgiving desert sands, we ensure our legendary all-terrain performance is innate in every vehicle. Prototypes are developed across approximately 8,500km of the most demanding off-road routes.



### SEMI-ANECHOIC CHAMBER

In the 'neutral sound' of our semi-anechoic chamber we precisely expose the cabin to a range of frequencies and vibrations, making certain that Discovery Sport sounds refined at every speed and across every surface.



### MONSOON

Our water testing facilities ensure each vehicle can enter and exit a body of water without a single droplet entering the cabin. In the monsoon simulator each one is drenched with some 85,000 litres of specially dyed water, while tilting it by as much as  $45^{\circ}$ , checking for even the slightest leak with UV lights.



# TERRAIN RESPONSE

Land Rover has always been synonymous with capability and the Discovery Sport lives up to even the most demanding expectations. Confident and responsive, the drive is further enhanced by a generous wheel articulation and innovative off-road technologies such as Terrain Response.


This feature is standard on all vehicles and adapts to the responses of the vehicle's engine, transmission, differentials and chassis systems to maximise driveability, comfort and traction.

There are four standard Terrain Response settings: General Driving, Grass/Gravel/Snow, Mud & Ruts and Sand. So, the vehicle feels sure-footed no matter what the terrain or weather conditions.

An optional fifth setting, **Adaptive Dynamics** is also available\*. This mode tunes the suspension to deliver even tighter body control with flatter handling and sharper responses.

 Adaptive Dynamics

 General Driving

 Grass, Gravel, Snow

 Mud & Ruts

 Sand



\*Not available with TD4 150PS engines.  
Vehicle shown right is HSE Luxury in Scotia Grey.







## ALL TERRAIN PROGRESS CONTROL

All Terrain Progress Control (ATPC) is a state-of-the-art system that enables drivers to set and maintain a steady speed in challenging conditions. The system is fitted as standard on the Si4 engine\* and is an optional extra on TD4 180PS engines when specified with automatic transmission and cruise control.

Operating like a cruise control system, it functions at very low speeds between 1.8kph and 30kph, helping the driver to maintain full concentration on steering and finding a path through obstacles.

In addition, the system enables the vehicle to pull away smoothly and easily, even on tricky low-friction surfaces like ice, snow or wet grass.

Developed by Land Rover's industry-leading all-terrain specialists, it works seamlessly alongside the standard **Terrain Response**, 4 Wheel Drive (4WD) traction and braking systems.

Once ATPC is activated, the standard steering wheel +/- cruise control buttons are used to set the speed. Brake and accelerator pedals can still override the chosen settings.

\*Optional on Si4 240PS Pure models.  
Vehicle shown left is HSE Luxury in Scotia Grey.







## HILL DESCENT CONTROL

Land Rover's patented Hill Descent Control (HDC) is a standard feature on all 4 Wheel Drive (4WD) vehicles. It assists the driver with controlled descents of difficult slopes by maintaining a constant speed and applying braking separately to each wheel.

**Hill Start Assist** ensures the vehicle doesn't roll backwards as it pulls away on an incline.

The vehicle also utilises **Gradient Release Control (GRC)** which is designed to prevent the vehicle accelerating too quickly on a steep incline when the driver releases the brake.

## WADE SENSING

With a wading depth of up to 600mm, whether crossing streams, fords or flooded areas, the optional Wade Sensing feature can prove invaluable.

Unique to Land Rover, sensors located in the door mirrors give the driver pictorial real-time information about the water's depth in relation to the vehicle, as well as maximum wading capability via the Touchscreen.





## ADAPTIVE DYNAMICS

Optional\* Adaptive Dynamics with advanced MagneRide™ monitors vehicle movements at least 1.000 times per second, reacting to driver or road inputs instantaneously to give greater control and minimise body lean, providing a balanced, flat ride. Available on all TD4 180PS and Si4 engines, the system will even sense off-road conditions and optimise the advanced MagneRide™ damper settings accordingly, delivering the perfect balance of agile handling and a supple, controlled ride.

- 1** UNADJUSTED LATERAL BODY LEAN
- 2** CORRECTED LATERAL BODY LEAN

## TORQUE VECTORING


When cornering, the vehicle's agility and stability are enhanced by the Torque Vectoring by Braking system. This feature comes as standard on all 4 Wheel Drive (4WD) vehicles. Monitoring the vehicle, the system constantly balances the distribution of torque between all the wheels to improve grip and steering whether on or off-road.

- A** UNDERSTEER DETECTED
- B** FULL TORQUE TO OUTER WHEELS
- C** BRAKING FORCE TO INNER WHEELS
- D** LINE CORRECTED

\*Not available with TD4 150PS engines.

MagneRide™ is a registered trademark of BWI Company Limited S.A.

Vehicle shown left and above is HSE Luxury with Dynamic Design Pack in Firenze Red.  
Vehicle shown above right is HSE Luxury in Scotia Grey.





## TOWING AIDS

With a towing capacity of up to 2,500kg, and by incorporating tailored technologies, Discovery Sport can handle the most demanding of tasks.

### REAR VIEW CAMERA

Providing improved visibility when reversing, the Rear View Camera is a valuable parking aid and offers help when hitching a trailer. Fitted as standard on SE, HSE and HSE Luxury and as an option on Pure models.

**Tow Hitch Assist** makes coupling a trailer to the vehicle much easier by helping you visualise the hitching process; it displays the predicted path of the vehicle towards the tow bar on the Touchscreen. Standard with Rear View Camera.

### TRAILER STABILITY ASSIST

Trailer Stability Assist monitors the vehicle to detect movements in the trailer and then uses selective braking to help correct potentially hazardous situations.

### SURROUND CAMERA SYSTEM

As part of the Surround Camera System, the Tow Assist feature helps with reversing by predicting the trailer's direction. You can even input your trailer's width for precise guidelines displayed on the Touchscreen.

Towing regulations vary by market. Please ensure you comply with relevant legislation in your country.  
Touchscreen shown is 10" Touch Pro.  
Vehicle shown left and above is HSE Luxury in Scotia Grey.



## TECHNOLOGY

# INFOTAINMENT

InControl is our suite of advanced technologies that links both you and your Discovery Sport to the wider world. Choose from two InControl infotainment systems: Touch or Touch Pro which can be further enhanced by adding their respective connectivity packages; Connect and Connect Pro.



## HEAD-UP DISPLAY

Head-up Display is a technology option that presents key vehicle data such as vehicle speed, gear position and navigation directions\* on the windscreen, without the need for the driver to take their eyes off the road.

This innovative laser system is more robust against issues such as 'washout' – the effect that the glare from sunlight has on inferior LED-based systems. The feature can be turned on and off dependent upon driver preference. Available as an option on Touch and Touch Pro.

\*Requires Navigation or Navigation Pro.  
Get your life InControl at [landrover-me.com/incontrol](http://landrover-me.com/incontrol)

As we roll out InControl, specific features described may be optional, and market or powertrain dependent. Please consult your country-specific Land Rover website or local Land Rover Retailer for availability and full terms in your country. Certain features require an appropriate SIM with a suitable data contract which will require further subscription after the initial term advised by your Retailer. Mobile connectivity cannot be guaranteed in all locations.



## TOUCH

### STANDARD ON PURE, SE AND HSE MODELS

- 8" Touchscreen
- Land Rover Sound System with 6 speakers (Standard on Pure models only)
- Land Rover Enhanced Sound System 190W with 10 speakers (Standard on SE and optional on Pure models)
- Meridian™ Sound System 380W with 10 speakers plus subwoofer (Standard on HSE and optional on SE models).

---

### OPTIONAL

- Navigation including Voice Recognition (Standard on SE and HSE and optional on Pure models)
- **Connect** takes your vehicle's connectivity to the next level including:
  - InControl Apps features a range of Land Rover approved apps that can be connected to Discovery Sport from your smartphone, to enhance aspects of your in-car experience
  - Wi-Fi Hotspot.



## TOUCH PRO

### AVAILABLE AS AN OPTION ON SE AND HSE AND STANDARD ON HSE LUXURY MODELS

- 10" Touchscreen
- Meridian™ Surround Sound System 825W with 16 speakers plus subwoofer
- Navigation Pro
- Voice Recognition
- CD/DVD player
- Protect (Standard on SE, HSE and HSE Luxury models).

---

### OPTIONAL

- 10" Dual View Display
- Rear Seat Entertainment (Optional on HSE and HSE Luxury models)
- **Connect Pro** gives you the very highest level in connectivity and convenience. Features include:
  - **Pro Services** including Wi-Fi Hotspot, Route Planner App, Share ETA, Live Services, Commute Mode, Arrival Mode and Arrival Mode Parking
  - InControl Apps.



## AUDIO

For the sharpest sound quality, Discovery Sport offers you the choice of four exceptional audio systems. With 6 speakers, the Land Rover Sound System in Discovery Sport Pure delivers a crisp, well-balanced sound. A 10 speaker system is also available, optional on Pure and standard on SE, adding further depth and clarity.

Added to which, Land Rover has partnered with Meridian™, a world leader in high-performance audio technologies and digital sound processing, to develop advanced audio systems for Discovery Sport.

Dynamic Volume Control technology has been integrated on all Meridian sound systems, to ensure that any unwanted noise detected in the cabin will be smoothly and automatically balanced out.

The Meridian™ Sound System 380W is optional on SE and standard on HSE as part of the Touch suite of features. This sound system

includes 10 speakers and a dual channel subwoofer, delivering exceptional definition, crystal clear highs and full, deep bass through the careful arrangement of speakers.

Discovery Sport also offers an optional upgrade from the 380W system to the Touch Pro Meridian™ Surround Sound System, which produces 825W through 16 speakers and a dual channel subwoofer. Fitted as standard on HSE Luxury and available as an option on SE and HSE models.

This system also includes Meridian Trifield™ technology. This technology delivers the very best in world-class audio reproduction, bringing you closer to the original performance regardless of your position in the vehicle; everyone will feel and hear pure musical enjoyment.

Meridian is a registered trademark of Meridian Audio Ltd.  
Trifield and the "three fields" device is a trademark of Trifield Productions Ltd.  
Interior shown left is HSE Luxury in Glacier/Lunar.  
Touchscreen shown is 10" Touch Pro.  
Vehicle shown right is HSE Luxury in Yulong White.





MERIDIAN SURROUND SOUND SYSTEM



 825 WATTS

 16 SPEAKERS

 SUBWOOFER

# CONNECTIVITY

Touch and Touch Pro provide a wealth of information and entertainment. This intuitive InControl technology can help you find a parking space and stream your favourite music. Making life more rewarding, hassle-free and enjoyable.


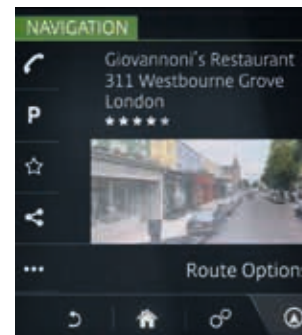


## PLANNING ROUTES

Before setting off, use the **Route Planner** app or online portal to search, save locations or set your destination. The app uses the Cloud to send your destination automatically to your vehicle's navigation screen. Only available with Connect Pro.

## STAYING CONNECTED

On the road, the in-car **Wi-Fi Hotspot** provides a stable Internet connection and lets you connect up to eight devices. Available with Connect or Connect Pro.



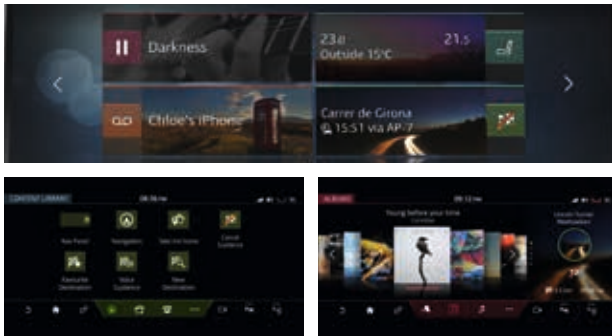
## STAYING FOCUSED

Our Touch Pro **Voice Recognition** system understands normal spoken instructions. So you can concentrate on the road ahead without any distractions. Only available with Touch Pro.

## FINDING PARKING

When you near your destination, **Navigation Pro** will suggest nearby parking from a database including space availability. With just one click, the car park is added and your route is updated. **Arrival Mode Parking** shows a 360° street level image to help you identify your destination. Only available with Touch Pro.

InControl features, options and their availability remain market and powertrain dependent – check with your Retailer for local market availability and full terms. Certain features require the fitment of Connect Pro and a Micro SIM with a suitable data contract which will require further subscription after the initial term advised by your Retailer. Apple Watch® is a registered trademark of Apple Inc., registered in the US and other countries. Mobile network connectivity cannot be guaranteed in all locations. InControl Apps will need to be downloaded from the Apple/Android Store, please contact your nearest Land Rover Retailer for further information.



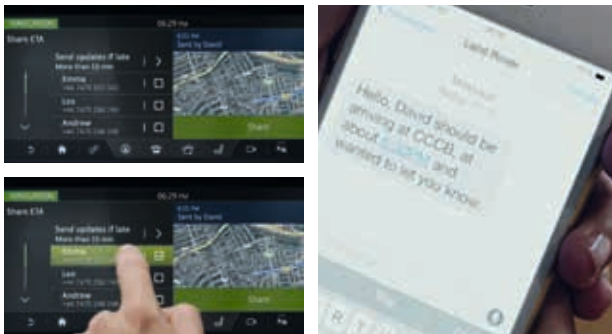
## MOVING FASTER

Touch Pro brings you more processing power, thanks to a quad core processor plus an integrated Ethernet network. Customisable homescreens let you arrange the screen, as you like, with up to four personalised homescreens and over 60 shortcuts.



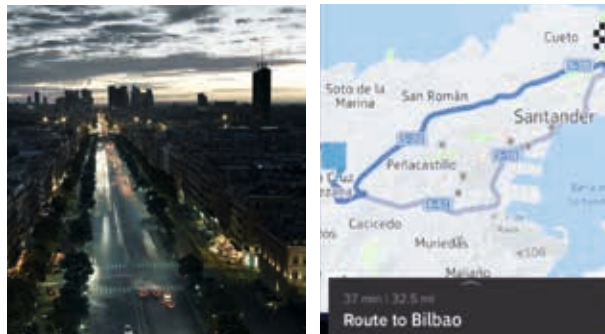
## INTELLIGENT ROUTING

Commute Mode allows the system to learn your commutes and automatically advises you of the expected journey time based on live and historical traffic movements without having to input a destination. The system learns the routes you take for a given destination and then advises which of those is the quickest. Only available with Connect Pro.



## SHARING PROGRESS

Share your estimated time of arrival so your selected contact(s) will know exactly when you will arrive, as calculated by the navigation guidance system. If you're running late, Share ETA can then send automatic updates via text or email, without any further action from you. Only available with Connect Pro.




## DOOR-TO-DOOR

Once you've parked, the Route Planner app will guide you to your destination – a true door-to-door experience which includes public transport options. Only available with Connect Pro. Available with Connect or Connect Pro.


# DRIVER ASSISTANCE

## DRIVING AIDS




### LANE KEEP ASSIST AND DRIVER CONDITION MONITOR

Lane Keep Assist detects when your vehicle is unintentionally drifting out of your lane, and gently steers you back. Driver Condition Monitor detects if you're starting to feel drowsy and gives you an early warning when you need to take a break.



### ADAPTIVE CRUISE CONTROL WITH QUEUE ASSIST AND INTELLIGENT EMERGENCY BRAKING


When you're cruising on the motorway or travelling in slow-moving traffic, this system will keep your vehicle a safe distance from the one in front should it slow or stop. Should the vehicle in front stop completely, your vehicle will come to a smooth halt. Once the traffic moves, simply touch the accelerator and Adaptive Cruise Control will resume following the car in front. The system operates from 16kph up to motorway speeds.



### BLIND SPOT MONITOR AND REVERSE TRAFFIC DETECTION

Blind Spot Monitor alerts you to vehicles in, or quickly approaching your blind spot through a small warning light in the corresponding door mirror. Reverse Traffic Detection warns you of hazards, approaching from either side of your vehicle, through both audible and visual warnings so you know what's behind you even when the view is obstructed.

## PARKING AIDS



### PARK ASSIST

Our Park Assist system makes parallel and perpendicular parking easier than ever by automatically steering your vehicle into a suitable space. You just have to select the appropriate gear and control the vehicle's speed with the brake and accelerator pedals. Graphics and notifications guide you through the manoeuvres. Park Assist will also steer you out of a space, taking all of the stress out of parking.



### REAR VIEW CAMERA

To make parking in tight spots simpler, static lines to represent the vehicles, outer perimeter and predicted path are superimposed on the rearward image displayed on your Touchscreen.



### SURROUND CAMERA SYSTEM

Using four digital cameras discreetly placed around the vehicle, the system provides an almost complete 360° view including a birds-eye overhead view via the Touchscreen. This helps with various manoeuvres from parking by a kerb, to getting in and out of tight spaces and junctions.

## COMFORT FOR ALL

### SEATING

Heated front seats are available as an option on all models and, for added comfort, vehicles can also be specified with optional heated second row seats.

For the ultimate comfort whatever the temperature, heated and cooled front seats are available on SE, HSE and HSE Luxury. This option provides ventilation through perforations in the perforated grained leather and perforated Windsor leather seats, dependent on model specification. The driver and passenger preferences can be independently controlled via the Touchscreen.

### TIMED CLIMATE

Optional Timed Climate has an added Park Heat facility. This pre-heats the engine, channelling residual heat into the cabin, so the vehicle is warm and comfortable by the time the driver leaves the house.

Likewise, in hot weather you can cool down the cabin temperature. It can be activated remotely for extra ease and convenience, or pre-programmed through the Touchscreen to ensure it's ready for your regular morning departure time.

### CONFIGURABLE AMBIENT INTERIOR LIGHTING

New levels of ambient refinement and personalisation have been reached with the option of Configurable Ambient Interior Lighting on Pure, SE and HSE, fitted as standard on HSE Luxury.

This feature allows you to vary the colour and shade, changing the ambience of the cabin to suit your mood. There are five colours in total, ranging from Ice White through to Moonlight and Racing Red.

### PANORAMIC ROOF

The full glass fixed panoramic roof\* enhances the sense of space in the vehicle's interior and floods it with natural light as well as providing uninterrupted views of the surrounding environment.

Importantly, the toughened glass has a dark tint to maintain a comfortable temperature inside the cabin and protect occupants and the interior from the sun's rays. A full-sized, powered interior blind is also provided for those who may prefer a more private experience.



\*Standard on HSE and HSE Luxury models.

Touchscreens shown are 10" Touch Pro.

Interior shown right is HSE Luxury in Glacier/Lunar.







## REAR SEAT ENTERTAINMENT

The optional Rear Seat Entertainment features two 8" screens built into the front headrests, two pairs of WhiteFire® digital headphones, one USB port in the second row and a dedicated remote control. Available on HSE and HSE Luxury models, you can feel truly at home with your choice of film, television, music or games console.

## DUAL VIEW DISPLAY

The optional Dual View system allows the driver and passenger to view completely independent display content on the 10" Touchscreen. For example, the driver can use the satellite navigation system, while the front seat passenger is able to watch a DVD or TV, where fitted. One set of WhiteFire® digital wireless headphones is included.

## POWERED GESTURE TAILGATE

Powered gesture tailgate allows you to operate the tailgate (both to open and close) from outside the vehicle without needing to physically touch the vehicle or the smart key.

Provided that the smart key is detected, the tailgate may be operated by a kicking gesture underneath the rear of the vehicle.

Two sensors mounted on either side of the tailgate allow kerbside operation, rather than needing to be immediately behind the vehicle. And as the system is compatible with towing solutions, you can still open and close the tailgate with the least amount of fuss. Powered gesture tailgate is available as an option on SE, HSE and HSE Luxury.

Additionally, a button located inside the tailgate or on the smart key allows the tailgate to be closed automatically with powered tailgate.

## USB CHARGING POINTS

Want to charge a games console, tablet or smartphone whilst you're on the move? Discovery Sport has the option of six USB charging ports throughout all rows, to make charging your devices effortlessly simple.



WhiteFire® is a registered trademark of Unwired Technology LLC and any use of such marks by Land Rover is under licence. Vehicle shown top right is HSE Luxury in Yulong White. Interior shown left and bottom right is HSE Luxury in Glacier/Lunar.



## ENGINES

# 9-SPEED AUTOMATIC TRANSMISSION

The lightweight, compact 9-speed Automatic Transmission provides optimum fuel economy and CO<sub>2</sub> emissions, as well as greater control in low-grip conditions or when towing through the specially designed, ultra-low first gear.

The transmission is specifically designed for transverse applications, and is one of the most efficient and technically advanced ever used in a production vehicle. Two patented dog clutches replace the bulkier conventional set-up, allowing small ratio steps to give better response during acceleration, plus improved shift quality, drive and refinement.

The higher top gear not only reduces fuel consumption but the lower engine revs improve comfort and reduce noise when cruising at a sustained speed. The 9-speed Automatic Transmission is extremely robust and perfectly complements Land Rover's rugged all-terrain ability whilst delivering exceptionally high levels of refinement and efficiency.



Vehicle shown left is HSE Luxury in Scotia Grey.



## INGENIUM DIESEL ENGINES

### TD4 150PS/180PS

The Ingenium 2.0 litre 4-cylinder 150/180PS Turbocharged Diesel engine produces 430Nm of torque and is optimised to deliver the best the fuel economy in range.

- High-pressure common rail direct fuel injection, exhaust variable cam timing and a high-efficiency water-cooled intercooler work in combination for a clean, efficient combustion.
- Intelligent, electronically controlled, adaptive engine cooling only engages when required – minimising fuel consumption and CO<sub>2</sub> emissions.
- The engine features a variable geometry turbocharger that adapts to the changing flow of exhaust gases for high torque throughout the rev range and responsiveness that is uniform, progressive and reduces lag.



CO<sub>2</sub>

	ACCELERATION 0-100KPH (SECONDS)	TOP SPEED (KPH)	CO <sub>2</sub> EMISSIONS (G/KM) 5 / 5 + 2 SEATS
2,0L TD4 Diesel 150PS (Manual)	11,7	180	134 / 139
2,0L TD4 Diesel 150PS (Automatic)	10,3	180	139 / 139
2,0L TD4 Diesel 180PS (Manual)	9,9	188	134 / 139
2,0L TD4 Diesel 180PS (Automatic)	8,9	188	139 / 139



## INGENIUM PETROL ENGINE

### Si4 240PS

The Ingenium 2.0 litre 4-cylinder 240PS Turbocharged Petrol engine produces 365Nm of torque and delivers outstanding fuel economy and driveability.

- The intelligent Continuously Variable Valve Lift (CVVL) system varies the extent to which inlet valves are opened, reducing engine-pumping losses. This lets the engine 'breathe' with maximum efficiency, optimising power and torque.
- CVVL works in combination with dual independent variable cam timing for ultimate operating flexibility, resulting in excellent power and fuel economy across the rev range.
- Maximum torque is available at 1,250rpm.
- The twin scroll turbocharger is fed by an integrated exhaust manifold which increases the transfer of energy to the turbine – significantly reducing turbo lag and improving engine response.



ACCELERATION 0-100KPH  
(SECONDS)  
5 / 5 + 2 SEATS



TOP SPEED (KPH)  
5 / 5 + 2 SEATS

CO<sub>2</sub>

CO<sub>2</sub> EMISSIONS  
(G/KM)  
5 / 5 + 2 SEATS

2,0L Si4 Petrol 240PS (Automatic)

7,6 / 7,9

200

181 / 182

## BODY AND CHASSIS

# STRENGTH AND STABILITY

### BODY

Discovery Sport features an extremely strong, lightweight body structure which has been developed using advanced, weight-saving materials to deliver outstanding stiffness and refinement together with exemplary characteristics in collision situations.

The structure is based on a steel monocoque foundation which is derived from Land Rover's compact SUV platform.

Lightweight technologies are used extensively in the body design including:

- Optimised steel body construction
- Aluminium bonnet, roof and tailgate panels
- Lightweight aluminium suspension components
- Magnesium cross car beam and front end carrier.

### CHASSIS AND VEHICLE DYNAMICS

Discovery Sport has a chassis which has been specially developed by Land Rover engineers to deliver agile and refined on-road dynamics along with the brand's legendary all-terrain capability. Lightweight aluminium chassis components are used extensively to improve suspension performance by increasing stiffness and reducing unsprung weight, while also reducing total vehicle weight.

The chassis features a number of innovations, such as Electric Power Assisted Steering (EPAS), which help the vehicle achieve its unique dynamic character and improved efficiency.

### FRONT SUSPENSION

Aluminium components are used within the front suspension. The front suspension struts have advanced hydraulic rebound stops which help to manage the noise and loads caused by severe impacts such as speed humps, to maintain composure in urban and off-road environments.


### COMPACT REAR SUSPENSION DESIGN

Discovery Sport has a fully independent suspension system with an advanced multi-link rear suspension design. This delivers enhanced dynamics and refinement together with a compact layout to provide increased interior space.

The system has been specifically developed to enhance Discovery Sport's unrivalled breadth of capability, offering responsive and agile handling together with supreme ride quality and refinement. Excellent wheel travel and articulation helps the vehicle achieve class-leading off-road performance.

The compact aluminium multi-link layout also creates a much more spacious rear compartment, with enhanced shoulder and elbow room, the option of 5 + 2 seating and increased luggage space.

Mounted on an optimised steel subframe, the system is light and stiff for optimum steering response, chassis performance and refinement.



LIGHTWEIGHT  
CHASSIS  
COMPONENTS

MAGNERIDE™  
DAMPERS

INTEGRAL  
MULTI-LINK  
SUSPENSION



## ENVIRONMENTAL

# SUSTAINABILITY

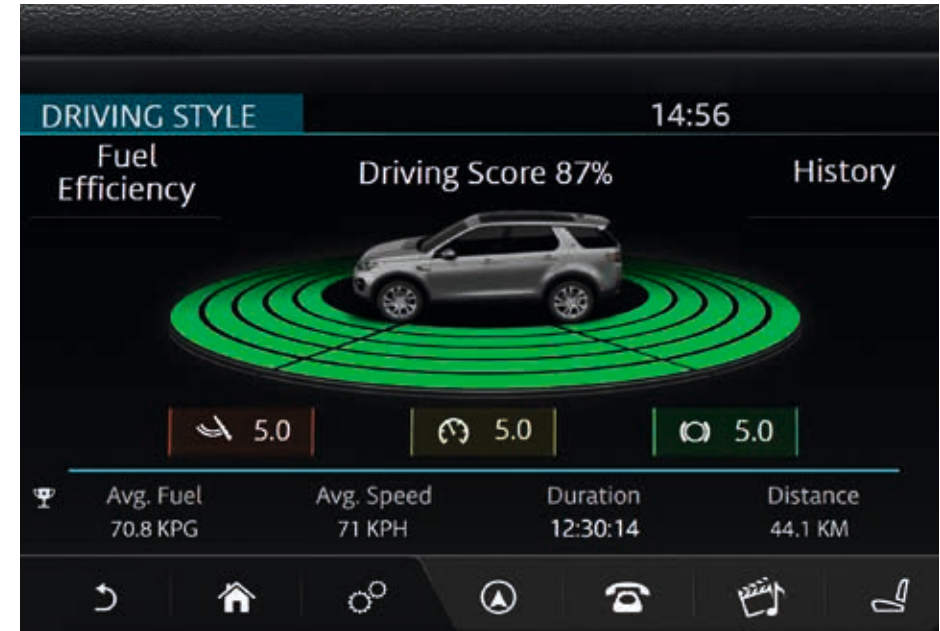
Sustainability is at the heart of everything we do and consequently all powertrains on Discovery Sport have been optimised to enhance sustainability by minimising fuel consumption and CO<sub>2</sub> emissions.

Both petrol and diesel engines feature the latest high-pressure direct injection technology and state-of-the-art low-friction designs which have been carefully developed to minimise frictional losses. While both 6-speed Manual and 9-speed Automatic Transmissions are specified with the latest low viscosity transmission fluid to maximise efficiency.


An advanced intelligent Stop/Start system is standard on both manual and automatic models which automatically shuts down the engine in just 300 milliseconds when the vehicle comes to rest. This improves fuel economy and CO<sub>2</sub> emissions by between five and seven percent.

A smart regenerative charging electrical system has also been introduced which has an intelligent power management system to prioritise charging when the vehicle is decelerating, capturing the wasted kinetic energy and reducing the fuel demand of the electrical system.

With up to 13.8kg of recycled plastic on Discovery Sport's diesel engines and 16kg on the Si4 petrol engine, as well as up to 22.3kg of renewable and natural materials in each vehicle, we are taking big steps in reducing our environmental footprint.







## ECO MODE

This standard feature when activated prioritises the most efficient vehicle settings including automatic transmission\* and comfort features like heating and air conditioning in order to minimise fuel consumption and CO<sub>2</sub> emissions.

The ECO Data feature provides drivers with information and feedback via the Touchscreen to help them adopt more economical driving habits.

## OPTIMISED AERODYNAMICS

With its more streamlined profile, Discovery Sport is one of the most aerodynamic Land Rover vehicles.

## LIGHTWEIGHT MATERIALS

To optimise vehicle performance and efficiency, Discovery Sport has been developed using lightweight materials and technologies. The vehicle has been designed with key weight-saving technologies including an optimised steel body construction, aluminium bonnet, roof and tailgate panels, lightweight aluminium suspension components and a magnesium cross car beam and front end carrier.

The 4 Wheel Drive (4WD) components have also been optimised for weight. The interior has also been designed with efficiency in mind, with optimised seat structures which use laser-welded high tensile steel.

## LIFE CYCLE ASSESSMENT

In order to minimise the vehicle's overall ecological impact, Discovery Sport is designed with a life cycle approach, aiming to minimise the environmental impact by considering the entire life cycle of the vehicle: from development and manufacturing, through customer use, to end-of-life recycling and re-use. Each element of the life cycle was analysed with a view to consuming fewer natural resources, using more sustainable materials and minimising the generation of waste.

\*Where fitted.

DISCOVERY SPORT OFFERS YOU GREAT OPTIONS AND FLEXIBILITY TO PERSONALISE YOUR VEHICLE.

The following pages take you through a logical series of steps to make your vehicle suit your lifestyle. There are several choices: from selecting your engine and model to exterior and interior colours, wheels, finishes and those detailed touches to enable you to personalise your vehicle.

If you'd like to bring your options to life, go to our online configurator at [landrover-me.com](http://landrover-me.com)

52-53

---

1

---

**STEP 1  
CHOOSE YOUR ENGINE**

You can select from a range of powerful petrol or diesel engines.

54-75

---

2

---

**STEP 2  
CHOOSE YOUR MODEL  
AND OPTIONS**

Compare the standard and optional features on each model.

76-77

---

3

---

**STEP 3  
CHOOSE YOUR COLOUR**

There's a wide range on offer to enable you to express yourself.

78-79

---

4

---

**STEP 4  
CHOOSE YOUR WHEELS**

There's a range of styles, each one designed to complement the bold exterior.

80-87

---

5

---

**STEP 5  
CHOOSE YOUR INTERIOR**

When you choose your interior, you can personalise it by selecting your optimum seat configuration, the ideal colour combination of seats, materials and your preferred finisher. These three considerations help celebrate and enhance a sense of your own style.

88-93

---

6

---

**STEP 6  
CHOOSE YOUR  
ACCESSORIES**

This range of stylish and practical accessories can be tailored to suit any lifestyle.

94-95

---

**TECHNICAL DETAILS**

Technical information and data for dimensions, performance and specifications.

1



## DRIVELINE, ENGINE PERFORMANCE AND FUEL ECONOMY

The superbly engineered range of petrol and diesel engines on offer are paired with a state-of-the-art 9-speed Automatic Transmission or a 6-speed Manual Transmission.

	DIESEL				PETROL
	2.0L TD4				2.0L Si4
	MANUAL 150PS	MANUAL 180PS	AUTOMATIC 150PS	AUTOMATIC 180PS	AUTOMATIC 240PS
<b>POWER (PS)</b>					
Driveline	4 Wheel Drive (4WD)	4 Wheel Drive (4WD)	4 Wheel Drive (4WD)	4 Wheel Drive (4WD)	4 Wheel Drive (4WD)
Power (kW / PS)	110 / 150	132 / 180	110 / 150	132 / 180	177 / 240
Maximum torque Nm / rpm	380 / 1.750	430 / 1.750	380 / 1.750	430 / 1.750	340 / 1.250
Capacity (cc)	1.999	1.999	1.999	1.999	1.999
No. of cylinders	4	4	4	4	4
Valves per cylinder	4	4	4	4	4
Cylinder layout	In-Line	In-Line	In-Line	In-Line	In-Line
<b>FUEL ECONOMY</b>					
Seating	5 / 5 + 2	5 / 5 + 2	5 / 5 + 2	5 / 5 + 2	5 / 5 + 2
Urban	l/100km (mpg) 6,1 (46,3) / 6,4 (44,1)	6,1 (46,3) / 6,4 (44,1)	6,3 (44,8)	6,3 (44,8)	10,1 (28,0)
Extra Urban	l/100km (mpg) 4,6 (61,4) / 4,6 (61,4)	4,6 (61,4) / 4,6 (61,4)	4,7 (60,1)	4,7 (60,1)	6,8 (41,5)
Combined	l/100km (mpg) 5,1 (55,4) / 5,3 (53,3)	5,1 (55,4) / 5,3 (53,3)	5,3 (53,3)	5,3 (53,3)	8,0 (35,3)
CO <sub>2</sub> Urban emissions	g/km 160 / 167	160 / 167	165 / 165	165 / 165	228 / 229
CO <sub>2</sub> Extra Urban emissions	g/km 120 / 121	120 / 121	125 / 125	125 / 125	181 / 182
CO <sub>2</sub> Combined emissions	g/km 134 / 139	134 / 139	139 / 139	139 / 139	181 / 182

## MODELS BY ENGINE

	PURE	SE	HSE	HSE LUXURY
2,0L TD4 Diesel 150PS (Manual)	■	■	■	■
2,0L TD4 Diesel 150PS (Automatic)	■	■	■	■
2,0L TD4 Diesel 180PS (Manual)	■	■	■	■
2,0L TD4 Diesel 180PS (Automatic)	■	■	■	■
2,0L Si4 Petrol 240PS (Automatic)	■	■	■	■

# 2

## EACH MODEL HAS A CHOICE OF ENGINES AND UNIQUE FEATURES

This guide will help you to select your ideal Discovery Sport.  
On the following pages you'll see the key standard features for each model.

### DISCOVERY SPORT PURE



- Brunel grille with Narvik Black surround
- Brunel fender vents
- Body-coloured door handles
- Narvik Black mirror caps
- Brunel Discovery script (bonnet and tailgate)
- Anthracite tow eye covers
- Narvik Black tailgate finisher
- Halogen headlights

- 17" 10 spoke 'Style 105' alloy wheels
- Fabric seats
- 6-way manual front seats
- Power fold, heated door mirrors with approach lights
- Land Rover Sound System with 6 speakers.

### DISCOVERY SPORT SE



- Contents of Pure, plus:
- Leather steering wheel
  - Rear Parking Aid
  - Front fog lights\*
  - Automatic headlights with rain sensing wipers
  - Cruise Control and Speed Limiter
  - Climate Control with high level vents to second row
  - Ambient Interior Lighting
  - Rear View Camera
  - Navigation.

- Replaces Pure content:
- Dark Atlas grille with Narvik Black surround
  - Dark Atlas fender vents
  - Body-coloured mirror caps
  - Dark Techno Silver tow eye covers
  - 18" 5 split-spoke 'Style 511' alloy wheels
  - Xenon headlights with LED signature
  - 10-way electric front seats
  - Land Rover Enhanced Sound System 190W with 10 speakers.

DISCOVERY SPORT HSE



Contents of SE, plus:

- Front Parking Aid
- Rear View Camera.

Replaces SE content:

- Atlas fender vents and grille with Narvik Black surround
- White Silver tow eye covers
- 19" 5 split-spoke 'Style 521' alloy wheels
- Perforated grained leather seats
- Meridian™ Sound System 380W with 10 speakers plus subwoofer (Touch).

DISCOVERY SPORT HSE LUXURY



Contents of HSE, plus:

- Configurable Ambient Interior Lighting
- Illuminated aluminium front treadplates with Discovery script.
- Replaces HSE content:
  - Noble Plated upper and lower door handles
  - Atlas fog light surrounds, tailgate finisher and Discovery script (bonnet and tailgate)
  - 19" 9 spoke 'Style 902' with Diamond Turned finish alloy wheels

- Perforated Windsor leather seats
- 12-way electric front seats with memory
- Auto-dimming, power fold heated door mirrors with memory and approach lights
- Navigation Pro
- Meridian™ Surround Sound System 825W with 16 speakers plus subwoofer (Touch Pro).

\*Fog lights available on diesel engines only.  
To view the full list of standard and optional features available on each Discovery Sport derivative please see the accompanying Specification and Price Guide or visit [landrover-me.com](http://landrover-me.com)





## PERSONALISING THE EXTERIOR

### DYNAMIC DESIGN PACK

Bold. Arresting. Discovery Sport has been designed without compromise. Exterior enhancements include a new front and rear design with new contoured side mouldings which form a dramatic presence. This has been augmented with a new Black mesh design for the front grille and side vent. Distinctive Chrome exhaust finishers\* together with a Red SPORT badge further enhance the appearance.

Carefully selected interior touches add to the impact of your chosen colourway; so too does the use of such materials as perforated grained leather on SE or perforated Windsor leather on HSE and HSE Luxury.

Premium details include contrast micropiping on the seats and headrests, a perforated leather sport steering wheel and unique textured finish to the door inserts and fascia mid-section. Depending on your chosen colourway, Dark Grey or Carmine Red Brushed Aluminium centre stack side rails complete the look. The interior is further enhanced on HSE and HSE Luxury with aluminium sport pedals.



Narvik Black fog light surround\*\*



20" 5 split-spoke 'Style 511' with Gloss Black finish



Chrome exhaust finishers\*



Carmine Red Brushed Aluminium  
centre stack side rails

\*Chrome exhaust finishers only fitted on diesel engines. Petrol engines fitted with a silver painted chrome look finisher  
\*\*Fog lights available on diesel engines only.

## PERSONALISING THE EXTERIOR – ACCENT PACKS

In addition to the standard finishes on Discovery Sport, you can tailor the exterior to suit your personal taste.

### BLACK DESIGN PACK



The Black Design Pack gives the overall design of the vehicle a more assertive appearance, with exterior elements changed to Narvik Black and a choice of distinctive Gloss Black alloy wheels.

- Narvik Black grille and surround
- Narvik Black fender vents
- Narvik Black mirror caps
- Narvik Black Discovery script (bonnet and tailgate)

- Black contrast roof
- Choice of 18", 19" and 20" Gloss Black alloy wheels.

## GRAPHITE DESIGN PACK



The Graphite Design Pack allows you to change individual elements of the vehicle to Dark Atlas, augmented with a Grey contrast roof and a choice of striking Gloss Dark Grey alloy wheels.

- Dark Atlas grille
- Dark Atlas fender vents
- Narvik Black mirror caps
- Dark Atlas Discovery script (bonnet and tailgate)

- Grey contrast roof
- Choice of 18", 19" and 20" Gloss Dark Grey alloy wheels.

## STANDARD AND OPTIONAL FEATURES

### Engine Transmission, Suspension and Driving Dynamics

	OPTION CODE	2,0L TD4 (150)	2,0L TD4 (180)	2,0L Si4 (240)	DESCRIPTION
6-speed Manual Transmission		■	■	–	
9-speed Automatic Transmission	078BY	□	□	■	Please refer to page 43.
4 Wheel Drive (4WD)		■	■	■	
Efficient Driveline		■	■	■	
Adaptive Dynamics	027CY	–	□	□	Please refer to page 27.
Terrain Response		■	■	■	Please refer to page 20.
All Terrain Progress Control (ATPC)	095CB	–	□	■(1)	Please refer to page 23.
Torque Vectoring by Braking		■	■	■	
Hill Descent Control (HDC)		■	■	■	Please refer to page 25.
Hill Start Assist		■	■	■	
Stop/Start technology		■	■	■	
Anti-lock Braking System (ABS)		■	■	■	
Electronic Power Assisted Steering (EPAS)		■	■	■	
Traction Control System (TCS)		■	■	■	
Dynamic Stability Control (DSC)		■	■	■	
Roll Stability Control (RSC)		■	■	■	
Electric Parking Brake (EPB)		■	■	■	
Emergency Brake Assist (EBA)		■	■	■	
Electronic Brake-force Distribution (EBD)		■	■	■	
Push Button Start		■	■	■	
<b>TOWING</b>					
Trailer Stability Control		■	■	■	
Trailer Stability Assist		■	■	■	
Front and rear recovery hooks		■	■	■	

■ Standard □ Optional – Not Available.

(1) Optional on Pure.

**Exterior Features and Finishers**

	OPTION CODE	PURE	SE	HSE	HSE LUXURY	DESCRIPTION
<b>ROOF AND EXTERIOR DESIGN</b>						
Body-coloured roof		■	■	■	■	
Fixed panoramic roof	041CX	□ (2)	□	■	■	Please refer to page 38.
Black contrast roof	080AN	–	□	□	□	
Grey contrast roof	080EE	□ (3)	□	□	□	
Brunel grille with Narvik Black grille surround		■	–	–	–	
Brunel fender vents		■	–	–	–	
Dark Atlas grille with Narvik Black grille surround		–	■	–	–	
Dark Atlas fender vents		–	■	–	–	
Atlas grille with Narvik Black grille surround		–	–	■	■	
Atlas fender vents		–	–	■	■	
Body-coloured door handles		■	■	■	–	
Noble Plated upper and lower door handles		–	–	–	■	
Narvik Black mirror caps		■	–	–	–	
Body-coloured mirror caps		–	■	■	■	
Narvik Black tailgate finisher		■	■	■	–	
Atlas tailgate finisher		–	–	–	■	
Brunel Discovery script (bonnet and tailgate)		■	■	■	–	
Atlas Discovery script (bonnet and tailgate)		–	–	–	■	
Anthracite tow eye covers		■	–	–	–	
Dark Techno Silver tow eye covers		–	■	–	–	
White Silver tow eye covers		–	–	■	■	

■ Standard □ Optional – Not Available.

(2) Only available with 60:40 second row seats with slide and recline (3) Only available with Graphite Design Pack 18" Alloy wheel package.

## STANDARD AND OPTIONAL FEATURES

### Exterior Features and Finishers (continued)

	OPTION CODE	PURE	SE	HSE	HSE LUXURY	DESCRIPTION
<b>GLASS AND EXTERIOR MIRRORS</b>						
Heated rear window		■	■	■	■	
Heated front windscreen	040AK	□	□	□	□	
Infrared reflective windscreen	047AP	□	■	■	■	This is a fine metallic coating made up of several layers of titanium and silver to create an infrared reflective coating, keeping the vehicle cooler in hot conditions.
Privacy glass	047AB	□	□	□	□	Provides increased privacy for rear passengers by restricting vision into the cabin.
Power fold, heated door mirrors with approach lights	030PD	■	■	■	-	
Auto-dimming, power fold, heated door mirrors with memory and approach lights	030NL	-	□ (1)	□ (1)	■	Working in conjunction with the auto-dimming interior rear view mirror, electrochromic mirror glass is triggered through a sensor activated by low or poor lighting conditions. The exterior mirror glass darkens proportionally to the light detected by the sensors.
<b>HEADLIGHTS AND LIGHTING</b>						
Halogen headlights		■	-	-	-	
Xenon headlights with LED signature and power wash	064CW	□	■	■	-	Includes rear LED lights and headlight power wash.
Adaptive Xenon headlights with LED signature and power wash	064DI	-	□	□	■	Includes rear LED lights and headlight power wash.
Automatic headlights and rain sensing wipers	030CQ	□	■	■	■	The headlights self-activate at low light levels and rain sensing wipers turn on as rain begins to fall.
Auto High Beam Assist (AHBA)	030NT	□ (2)	□	□	□	Automatic High Beam Assist headlights automatically dip when traffic is detected, reverting when vehicles have passed.
Front fog lights	064AP	□	■	■	■	

■ Standard □ Optional - Not Available.

(1) Only available with 12-way electric front seats with memory (2) Only available with automatic headlights and rain sensing wipers.

### Wheel Features

	OPTION CODE	PURE	SE	HSE	HSE LUXURY	DESCRIPTION
Locking wheel nuts		<input type="checkbox"/>	<input type="checkbox"/>	<input type="checkbox"/>	<input type="checkbox"/>	
Tyre Pressure Monitoring System (TPMS)		<input checked="" type="checkbox"/>	<input checked="" type="checkbox"/>	<input checked="" type="checkbox"/>	<input checked="" type="checkbox"/>	
Reduced Section Spare Wheel (3)	029NZ	<input type="checkbox"/>	<input type="checkbox"/>	<input type="checkbox"/>	<input type="checkbox"/>	
Full Size Spare Wheel (4)	029MI	<input checked="" type="checkbox"/>	<input checked="" type="checkbox"/>	<input checked="" type="checkbox"/>	<input checked="" type="checkbox"/>	

### Seating, Interior Features and Finishers

	OPTION CODE	PURE	SE	HSE	HSE LUXURY	DESCRIPTION
<b>SEATING</b>						
Fabric seats		<input checked="" type="checkbox"/>	<input type="checkbox"/>	-	-	
Partial leather seats	033JC	<input type="checkbox"/> (5)	<input checked="" type="checkbox"/>	-	-	
Perforated grained leather seats	033JE	-	<input type="checkbox"/>	<input checked="" type="checkbox"/>	-	
Perforated Windsor leather seats		-	-	-	<input checked="" type="checkbox"/>	
6-way manual front seats		<input checked="" type="checkbox"/>	-	-	-	
10-way electric front seats	300CA	-	<input checked="" type="checkbox"/>	<input checked="" type="checkbox"/>	-	
12-way electric front seats	033UV	-	<input type="checkbox"/>	<input type="checkbox"/>	-	
12-way electric front seats with memory	033UF	-	<input type="checkbox"/>	<input type="checkbox"/>	<input checked="" type="checkbox"/>	
Centre console with sliding armrest	045AS	-	<input checked="" type="checkbox"/>	<input checked="" type="checkbox"/>	<input checked="" type="checkbox"/>	
Heated front seats	033BV	<input type="checkbox"/>	<input type="checkbox"/>	<input type="checkbox"/>	<input type="checkbox"/>	Please refer to page 38.
Heated and cooled front seats	033KO	-	<input type="checkbox"/>	<input type="checkbox"/>	<input type="checkbox"/>	Please refer to page 38.
Heated front and rear seats	033EQ	<input type="checkbox"/> (6)	<input type="checkbox"/>	<input type="checkbox"/>	<input type="checkbox"/>	Heats the outboard second row seats. Please refer to page 38.
Heated and cooled front seats with heated rear seats	033GQ	-	<input type="checkbox"/>	<input type="checkbox"/>	<input type="checkbox"/>	Heats the outboard second row seats. Please refer to page 38.

■ Standard □ Optional - Not Available.

(3) Not available with 5 + 2 seats and tow bar (4) Not available with 5 + 2 seats (5) Only available as part of Pure Upgrade Pack  
(6) Only available with 60:40 second row seats with slide and recline.

## STANDARD AND OPTIONAL FEATURES

### Seating, Interior Features and Finishers (continued)

	OPTION CODE	PURE	SE	HSE	HSE LUXURY	DESCRIPTION
<b>SEATING</b>						
60:40 fixed second row seats		■	–	–	–	Please refer to page 80.
60:40 second row seats with slide and recline	033CW	□ (1)	■	■	■	Please refer to page 80.
Second row centre headrest	033DB	□	■	■	■	
Rear armrest with twin cupholders	033LM	□	■	■	■	
5 + 2 seating	033BI	□	□	□	□	Please refer to page 81.
<b>STEERING WHEEL</b>						
Manually adjustable steering column		■	■	■	■	
Polyurethane (PU) steering wheel		■	–	–	–	
Leather steering wheel	032BV	□	■	■	■	
Heated steering wheel	032DV	□	□	□	□	Only available with leather steering wheel.
<b>INTERIOR FINISHERS</b>						
Ebony paint		■	–	–	–	Please refer to pages 82-83.
Satin Brushed Aluminium (2)	063BC	□	■	■	■	Please refer to pages 82-83.
Glacier Brushed Aluminium (3)	063BE	–	□	–	□	Please refer to pages 82-83.
<b>HEADLINING</b>						
Cirrus headlining (4)		■	■	■	■	
Ivory headlining (5)	032CV	–	–	□	□	
Ebony headlining	032BU	□	□	□	□	

■ Standard □ Optional – Not Available.

(1) Only available with second row centre headrest and rear armrest with twin cupholders (2) Not available with Glacier/Lunar interior (3) Only available with Glacier/Lunar interior (4) Not available with Almond/Ivory and Vintage Tan/Ebony interiors (5) Only available with Almond/Ivory and Vintage Tan/Ebony interiors.



**Seating, Interior Features and Finishers (continued)**

	OPTION CODE	PURE	SE	HSE	HSE LUXURY	DESCRIPTION
<b>INTERIOR FEATURES</b>						
Front centre stowage with twin cupholders		■	■	■	■	
Overhead grab handles		■	■	■	■	
Air Conditioning		■	-	-	-	
Two-zone Climate Control	022AY	□	-	-	-	
Cabin Air Quality Sensor	022FA	-	□	□	□	Advanced air filtration and air quality sensing system to facilitate automatic recirculation when outside air quality is poor or pollen counts are high.
Two-zone Climate Control with second row vents	022BN	-	■	■	■	
Cooling vents and 1 USB in third row (6)	022EB	□	□	□	□	
Twin-blade sunvisor with illuminated vanity mirrors	115AP	□	■	■	■	
Manual dipping interior rear view mirror		■	-	-	-	
Auto-dimming interior rear view mirror	031CG	□	■	■	■	
Ambient interior lighting	064LC	□	■	■	-	
Configurable ambient interior lighting	064LB	□ (7)	□	□	■	Please refer to page 38.
Smoker's Pack	094AA	□	□	□	□	Includes front row single ashtray and single cigar lighter.
Second row Smoker's Pack	094AD	□	□	□	□	Includes second row ashtray and cigar lighter.
First and second row Smoker's Pack	094AE	□	□	□	□	Includes front and second row ashtray and cigar lighter.
Illuminated aluminium front treadplates with Discovery script	048BD	-	□	□	■	
Carpet mats	079AJ	□	■	■	-	
Premium carpet mats		-	-	-	■	

■ Standard □ Optional - Not Available.

(6) Only available with 5 + 2 seating (7) Not available with Land Rover Sound System.

## STANDARD AND OPTIONAL FEATURES

### Safety and Security

	OPTION CODE	PURE	SE	HSE	HSE LUXURY	DESCRIPTION
Pedestrian Protection System		■	■	■	■	
Airbags (driver and knee airbags, front passenger airbags, curtain airbags and side airbags)		■	■	■	■	
Perimetric alarm with remote panic alarm		■	■	■	■	
Audible seat belt warning		■	■	■	■	
Hazard lights under heavy braking		■	■	■	■	
Power operated child locks		■	■	■	■	
Second row ISOFIX child seat anchor points		■	■	■	■	
Auto-locking and Collision Unlocking System		■	■	■	■	
Intrusion Sensor	076EL	□	□	□	□	The Intrusion Sensor offers enhanced theft-protection, using ultrasonic sensors to detect any intrusion into the cabin area when the vehicle is locked. When the alarm is activated, the vehicle emits an acoustic warning and the hazard warning lights are automatically switched on.
Premium Alarm	076EG	□	□	□	□	Premium Alarm features all the benefits of the Intrusion Sensor plus a Tilt Sensor and a self contained power source to ensure your vehicle alarm always remains active.

### Driver Assistance, Convenience and Loadspace Features

	OPTION CODE	PURE	SE	HSE	HSE LUXURY	DESCRIPTION
<b>DRIVER ASSISTANCE</b>						
Cruise Control and Speed Limiter	065AB	□ (1)	■	■	■	An enhancement to Cruise Control – Active Speed Limiter (ASL) – prevents you from going over the limit you have set.
Adaptive Cruise Control with Queue Assist and Intelligent Emergency Breaking (2)	065AG	□ (1)	□	□	□	Please refer to page 36.
Lane Departure Warning	086BC	□	□	□	□	Our Lane Departure Warning can help make long journeys much safer. It senses when your car is unintentionally drifting out of your lane, and notifies you with a visual alert and a gentle vibration of the steering wheel.
Lane Keep Assist and Driver Condition Monitor	086BD	□	□	□	□	Please refer to page 36.

■ Standard □ Optional – Not Available.

(1) Only available with leather steering wheel (2) Only available with automatic transmission.

**Driver Assistance, Convenience and Loadspace Features (continued)**

	OPTION CODE	PURE	SE	HSE	HSE LUXURY	DESCRIPTION
<b>DRIVER ASSISTANCE</b>						
Rear Parking Aid	086EH	<input type="checkbox"/>	<input checked="" type="checkbox"/>	<input checked="" type="checkbox"/>	<input checked="" type="checkbox"/>	
Front Parking Aid	086EG	<input type="checkbox"/> (3)	<input type="checkbox"/>	<input checked="" type="checkbox"/>	<input checked="" type="checkbox"/>	
Rear View Camera	086FA	<input type="checkbox"/> (3)	<input checked="" type="checkbox"/>	<input checked="" type="checkbox"/>	<input checked="" type="checkbox"/>	Please refer to page 37.
Park Assist	086HA	<input type="checkbox"/> (3) (4)	<input type="checkbox"/> (4)	<input type="checkbox"/>	<input type="checkbox"/>	Please refer to page 37.
Surround Camera System	086GC	<input type="checkbox"/> (3) (4)	<input type="checkbox"/> (4)	<input type="checkbox"/>	<input type="checkbox"/>	Please refer to page 37.
Surround Camera with Wade Sensing	086GN	–	<input type="checkbox"/> (4) (5)	<input type="checkbox"/> (5)	<input type="checkbox"/>	Please refer to page 25.
Blind Spot Monitor and Reverse Traffic Detection	086GF	<input type="checkbox"/>	<input type="checkbox"/>	<input type="checkbox"/>	<input checked="" type="checkbox"/>	Please refer to page 36.
<b>CONVENIENCE FEATURES</b>						
Timed Climate	043BH	<input type="checkbox"/>	<input type="checkbox"/>	<input type="checkbox"/>	<input type="checkbox"/>	Please refer to page 38.
Keyless Entry	066AC	–	<input type="checkbox"/>	<input type="checkbox"/>	<input type="checkbox"/>	The driver is able to access and lock/alarm the vehicle without the need to take the remote smart key out of a bag or pocket.
<b>LOADSPACE FEATURES</b>						
Loadspace cover	063AH	<input type="checkbox"/>	<input checked="" type="checkbox"/>	<input checked="" type="checkbox"/>	<input checked="" type="checkbox"/>	
Powered gesture tailgate	070BA	–	<input type="checkbox"/> (6)	<input type="checkbox"/> (6)	<input checked="" type="checkbox"/>	Please refer to page 41.
Loadspace storage rails	135AH	<input type="checkbox"/>	<input type="checkbox"/>	<input type="checkbox"/>	<input type="checkbox"/>	The rails can be used in conjunction with the accessory load retention system. Please refer to page 94.

■ Standard □ Optional – Not Available.

(3) Only available with Rear Parking Aid (4) Only available with Front Parking Aid (5) Only available with Blind Spot Monitor with Reverse Traffic Detection and 12-way electric front seats with memory (6) Only available with Keyless Entry.

HomeLink® is the registered trademark of Gentex Corporation.

## STANDARD AND OPTIONAL FEATURES

### Information, Communication and Entertainment

	OPTION CODE	PURE	SE	HSE	HSE LUXURY	DESCRIPTION
Bluetooth® connectivity		■	■	■	■	
8" Touchscreen (1)		■	■	■	■	
10" Touchscreen (2)		–	□	□	□	
Land Rover Sound System with 6 speakers		■	–	–	–	
Land Rover Enhanced Sound System 190W with 10 speakers	025MF	□	■	–	–	
Meridian™ Sound System 380W with 10 speakers plus subwoofer (Touch)	025MC	–	□	■	–	Please refer to page 32.
Meridian™ Surround Sound System 825W with 16 speakers plus subwoofer (Touch Pro) (3)	025LN	–	□	□	■	Please refer to page 32.
Digital TV (2) (4)	129AA	–	□	□	□	Please refer to page 41.
Rear Seat Entertainment (2)	129AH	–	–	□	□	Please refer to page 41.
Dual View Display (2) (3)	087AS	–	□	□	□	Please refer to page 41.
Navigation	087AT	□	■	■	–	Please refer to pages 30-31 and 34-35.
Navigation Pro (2)	087AU	–	□	□	■	Please refer to pages 30-31 and 34-35.

■ Standard □ Optional – Not Available.

(1) Not available with Meridian™ Surround Sound System (2) Only available with Meridian™ Surround Sound System (3) Only available with Navigation Pro (4) Whilst Land Rover continues to work closely with its partners to develop TV standards worldwide, we cannot guarantee the TV feature in all countries at all times. The Bluetooth® word mark and logo are owned by the Bluetooth SIG, Inc. and any use of such marks by Land Rover is under licence.

**Information, Communication and Entertainment (continued)**

	OPTION CODE	PURE	SE	HSE	HSE LUXURY	DESCRIPTION
Single USB port in first row with charging located in IP shelf	015AB	<input type="checkbox"/>	<input checked="" type="checkbox"/>	<input checked="" type="checkbox"/>	<input checked="" type="checkbox"/>	
Single USB port in first row with charging located in centre console (5)	015BB	<input type="checkbox"/>	-	-	-	
Two USB ports in first row with charging (centre console and IP shelf) (5)	015BA	<input type="checkbox"/>	<input type="checkbox"/>	<input type="checkbox"/>	<input type="checkbox"/>	
Two USB ports in second row with charging	054AH	<input type="checkbox"/>	<input type="checkbox"/>	<input type="checkbox"/>	<input type="checkbox"/>	
Two USB ports in third row with charging (6)	054AI	<input type="checkbox"/>	<input type="checkbox"/>	-	-	
Two USB ports in second row and third row with charging (6)	054AJ	<input type="checkbox"/>	<input type="checkbox"/>	<input type="checkbox"/>	<input type="checkbox"/>	
InControl Apps (7) (8) (9)	025PA	<input type="checkbox"/>	<input type="checkbox"/>	<input type="checkbox"/>	<input type="checkbox"/>	Please refer to pages 30-31 and 34-35.
Wi-Fi Hotspot (8) (9)	025RB	<input type="checkbox"/>	<input type="checkbox"/>	<input type="checkbox"/>	-	Please refer to pages 30-31 and 34-35.
Pro Services and Wi-Fi Hotspot (9)	025RC	-	<input type="checkbox"/>	<input type="checkbox"/>	<input type="checkbox"/>	Please refer to pages 30-31 and 34-35.

■ Standard □ Optional - Not Available.

(5) Not available with Smoker's Pack and first and second row Smoker's Pack (6) Only available with 5 + 2 seating (7) Only available with Navigation or Navigation Pro (8) Only available as part of Connect Pack (9) Only available as part of Connect Pro Pack.

## OPTIONAL FEATURES

### Option Packs

	OPTION CODE	PURE	SE	HSE	HSE LUXURY
<b>PURE UPGRADE PACK</b>	021BO				
Partial leather seats		□	-	-	-
Leather steering wheel		□	-	-	-
Cruise Control and Speed Limiter		□	-	-	-
Satin Brushed Aluminium centre stack side rails		□	-	-	-
Carpet mats		□	-	-	-
<b>VISION ASSIST PACK (1)</b>	041CB				
Xenon headlights with LED signature and power wash		□	-	-	-
Front fog lights		□	-	-	-
Adaptive Xenon headlights with LED signature		-	-	□	□
Surround Camera System		-	-	□	□
<b>ROW 3 PACK</b>	074OC				
60:40 second row seats with slide and recline		□	-	-	-
5 + 2 seating		□	□	□	□
Climate Control with high level vents to third row and single USB port		□	□	□	□
Configurable Ambient Interior Lighting		-	□	□	-
Rear seat centre armrest with two cupholders		□	-	-	-
Rear centre headrest		□	-	-	-

□ Optional – Not Available.

(1) Not available with Si4 240PS Pure and SE.

**Option Packs (continued)**

	OPTION CODE	PURE	SE	HSE	HSE LUXURY
<b>DRIVER ASSIST PACK</b>	017AQ				
Rear Parking Aid		<input type="checkbox"/>	-	-	-
Front Parking Aid		<input type="checkbox"/>	-	-	-
Rear View Camera		<input type="checkbox"/>	-	-	-
<b>DRIVER ASSIST – TECH PACK</b>	017FY				
Rear Parking Aid		<input type="checkbox"/>	-	-	-
Front Parking Aid		<input type="checkbox"/>	<input type="checkbox"/>	-	-
Park Assist		<input type="checkbox"/>	<input type="checkbox"/>	<input type="checkbox"/>	<input type="checkbox"/>
Blind Spot Monitor and Reverse Traffic Detection		<input type="checkbox"/>	<input type="checkbox"/>	<input type="checkbox"/>	<input type="checkbox"/>
Surround Camera System		<input type="checkbox"/>	<input type="checkbox"/>	<input type="checkbox"/>	<input type="checkbox"/>
<b>ENTERTAINMENT PACK</b>	016AC				
Meridian™ Surround Sound System (825W) with 16 speakers plus subwoofer (Touch Pro)		-	<input type="checkbox"/>	<input type="checkbox"/>	-
Navigation Pro		-	<input type="checkbox"/>	<input type="checkbox"/>	-
<b>ENTERTAINMENT PACK INCLUDING REAR SEAT ENTERTAINMENT</b>	016AJ				
Meridian™ Surround Sound System (825W) with 16 speakers plus subwoofer (Touch Pro)		-	-	<input type="checkbox"/>	-
Dual View Display		-	-	<input type="checkbox"/>	<input type="checkbox"/>
Navigation Pro		-	-	<input type="checkbox"/>	-
Rear Seat Entertainment		-	-	<input type="checkbox"/>	<input type="checkbox"/>
Digital TV		-	-	<input type="checkbox"/>	<input type="checkbox"/>

Optional – Not Available.

## OPTIONAL FEATURES

### Option Packs (continued)

	OPTION CODE	PURE	SE	HSE	HSE LUXURY
<b>CONNECT PACK (1)</b>	011CA				
InControl Apps		□	□	□	-
Wi-Fi Hotspot		□	□	□	-
<b>CONNECT PRO PACK (2)</b>	011CF				
InControl Apps		-	□	□	□
Pro Services and Wi-Fi Hotspot		-	□	□	□
<b>HEAD-UP DISPLAY PACK</b>	074OP				
Infrared reflective windscreen		□	-	-	-
Head-up display		□	-	-	-
<b>SANTORINI BLACK STYLE PACK 1</b>	074OG				
Privacy Glass		-	□	□	-
Black Contrast Roof		-	□	□	-
Illuminated aluminium front treadplates with Discovery script		-	□	□	-
Configurable ambient interior lighting		-	□	□	-
<b>SANTORINI BLACK STYLE PACK 2</b>	074OH				
Privacy Glass		-	□	□	■
Black Contrast Roof		-	□	□	■
20" 5 split-spoke 'Style 511'		-	□	□	■
<b>CORRIS GREY STYLE PACK 1</b>	074OV				
Privacy Glass		-	□	□	-
Grey Contrast Roof		-	□	□	-
Illuminated aluminium front treadplates with Discovery script		-	□	□	-
Configurable ambient interior lighting		-	□	□	-
<b>CORRIS GREY STYLE PACK 2</b>	074OW				
Privacy Glass		-	□	□	■
Grey Contrast Roof		-	□	□	■
20" 5 split-spoke 'Style 511'		-	□	□	■

■ Standard □ Optional - Not Available.

(1) Only available with Navigation (2) Only available with Navigation Pro.



**Option Packs (continued)**

	OPTION CODE	PURE	SE	HSE	HSE LUXURY
<b>BLACK DESIGN PACK – 18" ALLOY WHEEL PACKAGE (3)</b>	032GV				
Black exterior		-	□	-	-
Black contrast roof		-	□	-	-
18" 5 split-spoke 'Style 511' with Gloss Black finish		-	□	-	-
<b>BLACK DESIGN PACK – 19" ALLOY WHEEL PACKAGE (3)</b>	032GA				
Black exterior		-	□	□	□
Black contrast roof		-	□	□	□
19" 5 split-spoke 'Style 521' with Gloss Black finish		-	□	□	□
<b>BLACK DESIGN PACK – 20" ALLOY WHEEL PACKAGE (3)</b>	032GB				
Black exterior		-	-	□	□
Black contrast roof		-	-	□	□
20" 5 split-spoke 'Style 511' with Gloss Black finish		-	-	□	□
<b>BLACK DESIGN PACK – 18" ALLOY WHEEL PACKAGE (3)</b>	032GW				
Black exterior		-	□	-	-
18" 5 split-spoke 'Style 511' with Gloss Black finish		-	□	-	-
<b>BLACK DESIGN PACK – 19" ALLOY WHEEL PACKAGE (3)</b>	032GF				
Black exterior		-	□	□	□
19" 5 split-spoke 'Style 521' with Gloss Black finish		-	□	□	□
<b>BLACK DESIGN PACK – 20" ALLOY WHEEL PACKAGE (3)</b>	032GG				
Black exterior		-	-	□	□
20" 5 split-spoke 'Style 511' with Gloss Black finish		-	-	□	□

□ Optional – Not Available.

(3) Not available with other Design Packs.

## OPTIONAL FEATURES

### Option Packs (continued)

	OPTION CODE	PURE	SE	HSE	HSE LUXURY
<b>GRAPHITE DESIGN PACK – 18" ALLOY WHEEL PACKAGE (1)</b>	032II				
Graphite exterior		□	□	-	-
Grey contrast roof		□	□	-	-
18" 5 split-spoke 'Style 511' with Gloss Dark Grey finish		□	□	-	-
<b>GRAPHITE DESIGN PACK – 19" ALLOY WHEEL PACKAGE (1)</b>	032IJ				
Graphite exterior		-	□	□	-
Grey contrast roof		-	□	□	-
19" 5 split-spoke 'Style 521' with Gloss Dark Grey finish		-	□	□	-
<b>GRAPHITE DESIGN PACK – 20" ALLOY WHEEL PACKAGE (1)</b>	032IK				
Graphite exterior		-	-	□	-
Grey contrast roof		-	-	□	-
20" 5 split-spoke 'Style 511' with Gloss Dark Grey finish		-	-	□	-

□ Optional – Not Available.

(1) Not available with other Design Packs.

**Option Packs (continued)**

	OPTION CODE	PURE	SE	HSE	HSE LUXURY
<b>DYNAMIC EXTERIOR DESIGN PACK (1)</b>	074QH				
Dynamic exterior		-	<input type="checkbox"/>	<input type="checkbox"/>	<input type="checkbox"/>
Front fog lights		-	<input type="checkbox"/>	<input type="checkbox"/>	-
Front Parking Aid		-	<input type="checkbox"/>	-	-
19" 5 split-spoke 'Style 525' with Dark Satin Grey finish		-	<input type="checkbox"/>	-	-
20" 5 split-spoke 'Style 511' Gloss Black finish		-	-	<input type="checkbox"/>	<input type="checkbox"/>
<b>COMPLETE DYNAMIC DESIGN PACK – SE (1)</b>	074QG				
Dynamic exterior		-	<input type="checkbox"/>	-	-
Dynamic SE interior		-	<input type="checkbox"/>	-	-
Front Parking Aid		-	<input type="checkbox"/>	-	-
Front fog lights		-	<input type="checkbox"/>	-	-
19" 5 split-spoke 'Style 525' with Satin Dark Grey finish		-	<input type="checkbox"/>	-	-
<b>COMPLETE DYNAMIC DESIGN PACK – HSE/HSE LUXURY (1)</b>	074QI				
Dynamic exterior		-	-	<input type="checkbox"/>	<input type="checkbox"/>
Dynamic HSE interior		-	-	<input type="checkbox"/>	<input type="checkbox"/>
12-way electric front seats with memory		-	-	<input type="checkbox"/>	-
Power fold, heated door mirrors with memory and approach lights		-	-	<input type="checkbox"/>	-
20" 5 split-spoke 'Style 511' with Gloss Black finish		-	-	<input type="checkbox"/>	<input type="checkbox"/>

Optional – Not Available.

# 3

Now you have chosen your Discovery Sport model, you can select your exterior paint colour. From rich, deep lustres to incandescent metallic patinas, our paints incorporate the latest in pigment technologies. Our solid paints produce a deep flat colour. Our metallics deliver a sparkle finish that is sure to catch the eye. And our premium metallic paints enhance both the colour and the intensity of the sparkle or sleek metallic finish to give your vehicle even more presence.

## Fuji White (solid)

Optional Contrast Roof Colour

Black      Grey



## Narvik Black (solid)

Optional Contrast Roof Colour

Grey



## Yulong White (metallic)

Optional Contrast Roof Colour

Black      Grey



## Indus Silver (metallic)

Optional Contrast Roof Colour

Black      Grey



## Corris Grey (metallic)

Optional Contrast Roof Colour

Black



## Scotia Grey (metallic)

Optional Contrast Roof Colour

Black



Byron Blue (metallic)  
Optional Contrast Roof Colour  
Black Grey



Santorini Black (metallic)  
Optional Contrast Roof Colour  
Grey



Firenze Red (metallic)  
Optional Contrast Roof Colour  
Black Grey



Namib Orange (premium metallic)  
Optional Contrast Roof Colour  
Black Grey



Silicon Silver (premium metallic)  
Optional Contrast Roof Colour  
Black



Carpathian Grey (premium metallic)  
Optional Contrast Roof Colour  
Black Grey



# 4



17" 5 SPOKE  
'STYLE 522'



17" 10 SPOKE  
'STYLE 105' (1)



18" 5 SPLIT-SPOKE  
'STYLE 511'



18" 5 SPLIT-SPOKE  
'STYLE 511'  
WITH GLOSS DARK GREY FINISH



18" 5 SPLIT-SPOKE  
'STYLE 511'  
WITH GLOSS BLACK FINISH



18" 9 SPOKE  
'STYLE 109'



19" 5 SPLIT-SPOKE  
'STYLE 521'

	OPTION CODE	PURE	SE	HSE	HSE LUXURY
<b>WHEELS</b>					
17" 5 spoke 'Style 522'	029UC	<input type="checkbox"/>	<input type="checkbox"/>	<input type="checkbox"/>	<input type="checkbox"/>
17" 10 spoke 'Style 105' (1)		<input checked="" type="checkbox"/>	-	-	-
18" 5 split-spoke 'Style 511'	029UE	<input type="checkbox"/>	<input checked="" type="checkbox"/>	-	-
18" 5 split-spoke 'Style 511' with Gloss Dark Grey finish	029TX	<input type="checkbox"/>	<input type="checkbox"/>	<input type="checkbox"/>	<input type="checkbox"/>
18" 5 split-spoke 'Style 511' with Gloss Black finish	031HQ	-	<input type="checkbox"/>	-	-
18" 9 spoke 'Style 109'	029UD	-	<input type="checkbox"/>	<input type="checkbox"/>	<input type="checkbox"/>
19" 5 split-spoke 'Style 521'	031NB	-	<input type="checkbox"/>	<input checked="" type="checkbox"/>	-

■ Standard □ Optional - Not Available.

(1) Only available as part of Dynamic Design Pack.

**STEP 4**  
**CHOOSE YOUR WHEELS**



19" 5 SPLIT-SPOKE  
'STYLE 521'  
WITH GLOSS DARK GREY FINISH



19" 5 SPLIT-SPOKE  
'STYLE 521'  
WITH GLOSS BLACK FINISH



19" 9 SPOKE  
'STYLE 902'



19" 9 SPOKE  
'STYLE 902'  
WITH DIAMOND TURNED FINISH



19" 5 SPLIT-SPOKE  
'STYLE 525'  
WITH SATIN DARK GREY FINISH (1)



19" 5 SPLIT-SPOKE  
'STYLE 523'  
WITH CERAMIC POLISHED FINISH  
AND RED PINSTRIPE (2) (3)



20" 5 SPLIT-SPOKE  
'STYLE 524'  
WITH SATIN POLISHED FINISH (2)



20" 5 SPLIT-SPOKE  
'STYLE 511'



20" 5 SPLIT-SPOKE  
'STYLE 511'  
WITH GLOSS DARK GREY FINISH



20" 5 SPLIT-SPOKE  
'STYLE 511'  
WITH GLOSS BLACK FINISH

	OPTION CODE	PURE	SE	HSE	HSE LUXURY
<b>WHEELS</b>					
19" 5 split-spoke 'Style 521' with Gloss Dark Grey finish	031JP	-	<input type="checkbox"/>	<input type="checkbox"/>	-
19" 5 split-spoke 'Style 521' with Gloss Black finish	029UA	-	<input type="checkbox"/>	<input type="checkbox"/>	<input type="checkbox"/>
19" 9 spoke 'Style 902'	031NA	-	<input type="checkbox"/>	<input type="checkbox"/>	<input type="checkbox"/>
19" 9 spoke 'Style 902' with Diamond Turned finish	029UB	-	-	-	■
19" 5 split-spoke 'Style 525' with Satin Dark Grey finish (1)	029XP	-	<input type="checkbox"/>	-	-
19" 5 split-spoke 'Style 523' with Ceramic Polished finish and Red Pinstripe (2) (3)	VPLCW0104	<input type="checkbox"/>	<input type="checkbox"/>	<input type="checkbox"/>	<input type="checkbox"/>
20" 5 split-spoke 'Style 524' with Satin Polished finish (2)	VPLCW0105	<input type="checkbox"/>	<input type="checkbox"/>	<input type="checkbox"/>	<input type="checkbox"/>
20" 5 split-spoke 'Style 511'	029SB	-	<input type="checkbox"/>	<input type="checkbox"/>	<input type="checkbox"/>
20" 5 split-spoke 'Style 511' with Gloss Dark Grey finish	031JQ	-	-	<input type="checkbox"/>	<input type="checkbox"/>
20" 5 split-spoke 'Style 511' with Gloss Black finish	029TW	-	-	<input type="checkbox"/>	■

■ Standard □ Optional - Not Available.

(2) Accessory wheels must be selected with either a standard or optional wheel and incur an additional cost

(3) Please contact your nearest Land Rover Retailer for availability.

# 5

## CHOOSE YOUR INTERIOR – SEAT CONFIGURATION



### **60:40 Second Row Seats with Slide and Recline**

Fitted as standard on SE, HSE and HSE Luxury, these seats have forwards/backwards movement of 160mm allowing truly flexible use of space for luggage or to maximise passenger legroom. The seats can also recline to provide even greater comfort.

### **60:40 Fixed Second Row Seats (not shown)**

Standard on Pure models the 60:40 five-seat configuration features three comfortable seating positions.






















### 5 + 2 Seating

A neatly integrated optional third row of seats can be specified on all vehicles to give you even more versatility. These seats are ideal for children and teenagers, or adults on short journeys.

They are easily accessed by tipping and sliding forward the second row seats. When folded, the third row seats leave a flat floor in the luggage compartment as if it were a five-seat model.

## CHOOSE YOUR INTERIOR – COLOUR COMBINATIONS

COLOURWAYS	(A)	(B)	(C)	(D)	(E)	(F)	EXCLUSIVE TO DYNAMIC DESIGN PACK		
	EBONY / EBONY (page 88)	CIRRUS / LUNAR (page 89)	GLACIER / LUNAR (page 89)	ALMOND / EBONY (page 88)	VINTAGE TAN / EBONY (page 89)	IVORY / EBONY (page 89)	EBONY / EBONY with Pimento detail (page 90)	EBONY / EBONY with Cirrus detail (page 91)	CIRRUS / EBONY with Ebony detail (page 91)
<b>INTERIOR COLOUR</b>									
Seat colour	Ebony	Cirrus	Glacier	Almond	Vintage Tan	Ivory	Ebony	Ebony	Cirrus
Carpet	Ebony	Lunar	Lunar	Ebony	Ebony	Ebony	Ebony	Ebony	Ebony
<b>MODEL</b>									
Pure (fabric)	○	–	–	–	–	–	–	–	–
Pure (partial leather)	○*	–	–	–	–	–	–	–	–
SE (partial leather)	○	○	○	–	–	–	–	–	–
SE (perforated grained leather)	○	○	○	–	–	–	○	○	○
HSE (perforated grained leather)	○	○	–	○	–	–	–	–	–
HSE (perforated Windsor leather)	–	–	–	–	–	–	○	○	○
HSE Luxury (perforated Windsor leather)	○	–	○	–	○	○	○	○	○
<b>CENTRE STACK SIDE RAILS</b>									
 Ebony paint**	■	–	–	–	–	–	–	–	–
 Satin Brushed Aluminium	■	■	–	■	■	■	–	–	–
 Glacier Brushed Aluminium	–	–	■	–	–	–	–	–	–
 Carmine Red Brushed Aluminium	–	–	–	–	–	–	■	–	–
 Dark Grey Brushed Aluminium	–	–	–	–	–	–	–	■	■
<b>EXTERIOR COLOUR</b>									
 Fuji White	○	○	○	○	○	○	○	○	○
 Narvik Black	▲	○	○	▲	▲	▲	▲	▲	▲
 Yulong White	▲	▲	○	○	○	○	○	○	○
 Indus Silver	○	▲	○	○	○	○	○	○	○
 Corris Grey	▲	▲	▲	○	○	○	○	▲	○
 Scotia Grey	○	○	▲	○	○	○	○	○	○
 Byron Blue	○	▲	○	○	○	▲	○	○	○
 Santorini Black	▲	○	○	▲	▲	▲	▲	○	▲
 Firenze Red	▲	○	○	○	○	○	▲	▲	○
 Namib Orange	▲	○	○	○	○	▲	○	▲	○
 Silicon Silver	○	○	○	○	○	▲	○	○	○
 Carpathian Grey	○	▲	▲	○	○	○	○	○	○

■ Standard ○ Combination is Available – Not Available ▲ Combination is Designer's Choice.

\*Only available as part of the trim level Pure Upgrade Pack \*\*Available on Pure models only.

The above table is designed as a guide. Please contact your nearest Land Rover Retailer for more information.



	1	2	3	4	5	6
COLOURWAYS	DOOR CASING INSERT	DOOR ROLL TOP	FACIA TOPPER	DOOR LOWER	CENTRE STACK SIDE RAILS	FACIA MID-SECTION
A	Ebony / Ebony	Ebony	Ebony	Ebony	Satin Brushed Aluminium*	Ebony
B	Cirrus / Lunar	Lunar	Cirrus	Lunar	Satin Brushed Aluminium	Cirrus
C	Glacier / Lunar	Lunar	Glacier	Lunar	Glacier Brushed Aluminium	Glacier
D	Almond / Ebony	Ebony	Almond	Ebony	Satin Brushed Aluminium	Almond
E	Vintage Tan / Ebony	Vintage Tan	Ebony	Ebony	Satin Brushed Aluminium	Ebony
F	Ivory / Ebony	Ebony	Ivory	Ebony	Satin Brushed Aluminium	Ivory
G	Ebony / Ebony with Pimento detail	Ebony	Ebony	Ebony	Carmine Red Brushed Aluminium	Ebony
H	Ebony / Ebony with Cirrus detail	Ebony	Ebony	Ebony	Dark Grey Brushed Aluminium	Ebony
I	Cirrus / Ebony with Ebony detail	Ebony	Cirrus	Ebony	Dark Grey Brushed Aluminium	Cirrus

\*Pure models feature centre stack side rails in Ebony paint as standard.  
Interior shown above is HSE Luxury in Glacier/Lunar.

## AVAILABLE INTERIOR COLOUR COMBINATIONS

The cabin in Discovery Sport embodies the finest of contemporary living. Bold horizontal and vertical lines and superb levels of comfort create a space in which you and your family and friends will want to spend time. A wide range of colourways and seat materials are available to suit all tastes.

### **A** Ebony / Ebony (available on PURE, SE, HSE and HSE Luxury)



Interior shown: Ebony fabric.

### **D** Almond / Ebony (available on HSE only)



Interior shown: Almond perforated grained leather.

**B** Cirrus / Lunar (available on SE and HSE)



Interior shown: Cirrus partial leather.

**C** Glacier / Lunar (available on SE and HSE Luxury)



Interior shown: Glacier perforated grained leather.

**E** Vintage Tan / Ebony (available on HSE Luxury only)



Interior shown: Vintage Tan perforated Windsor leather.

**F** Ivory / Ebony (available on HSE Luxury only)



Interior shown: Ivory perforated Windsor leather.

## EXCLUSIVE TO DYNAMIC DESIGN PACK

Available exclusively as part of Dynamic Design Pack are a choice of three striking colourways in perforated grained leather on SE or perforated Windsor leather on HSE and HSE Luxury. The look is augmented by the unique micropiping featured on the seats and headrest.

### **G** Ebony / Ebony with Pimento stitching and piping (available on Dynamic Design Pack only)



Interior shown: Ebony perforated Windsor leather with Pimento stitching and piping.

**H** **Ebony / Ebony with Cirrus stitching and piping**  
(available on Dynamic Design Pack only)



Interior shown: Ebony perforated Windsor leather with Cirrus stitching and piping.

**I** **Cirrus / Ebony with Ebony piping**  
(available on Dynamic Design Pack only)



Interior shown: Cirrus perforated Windsor leather with Ebony piping.

# 6

## LAND ROVER GEAR



Discovery Sport is so capable and adaptable it can get straight to work across a huge variety of vastly differing conditions and roles. Even so, some owners want to add their own stamp of individuality by tailoring their Discovery Sport to their specific needs with a range of stylish, practical accessories that are tough, versatile and bring an opportunity for personalisation.

Importantly, these accessories can be added by your Land Rover Retailer at any stage during the vehicle's life – not just when it's new. Naturally, Land Rover Accessories are designed, tested and manufactured to the same exacting standards as the original equipment fitted to your vehicle.



DESIGN



**Bright Side Tubes\***  
VPLCP0209

Highly Polished Stainless Steel side tubes provide an off-road inspired appearance, designed to complement the vehicle's exterior design.



**Stainless Steel Undershield – Front\*\***  
VPLCP0212

The off-road designed undershield, manufactured from stainless steel, features a premium Bright Polished finish for the front of the vehicle.



**Stainless Steel Undershield – Rear\*\*\***  
VPLCP0213

The off-road designed undershield, manufactured from stainless steel, features a premium Bright Polished finish for the rear of the vehicle.



**Loadspace Organiser**  
VPLCS0340

Convenient loadspace organiser provides segregated compartments to stow delicate items or separate shopping/luggage. Featuring lockable lids, it is secured via loadspace 'D' loops.



**Sill Treadplates – Illuminated**  
VPLCS0286LAA – Lunar  
VPLCS0286PVJ – Ebony (not shown)

Sill treadplates featuring illuminated Discovery script. Supplied as a pair for driver and front passenger sides of the vehicle.



**Sill Treadplates – Personalised**  
VPLCS0343PVJ – Ebony  
VPLCS0343LAA – Lunar (not shown)

Personalised illuminated treadplates allow you to choose a personalised message using an approved set of fonts/typefaces which will be highlighted in White illumination when the front doors are open. Available as front pair only.

\*Fitting of side tubes may affect the off-road capability of vehicle \*\*Not available with Dynamic Design Pack  
\*Not compatible with vehicles equipped with 5+2 seating, reduced section spare wheel and towing systems.

## TOURING



**Sunshades**  
 VPLCS0298 – Second row  
 VPLCS0297 – Third row  
 VPLCS0296 – Tailgate (not shown)

Easy to install or remove, these sun blinds provide increased comfort helping to protect passengers from heat and glare of the sun. Three versions available for the second row, third row passenger side windows and the rear tailgate.



**Roof Rails\***  
 VPLCR0137 – Silver finish (panoramic roof)  
 VPLCR0133 – Silver finish (fixed roof)\*\*  
 VPLCR0136 – Black finish (panoramic roof)  
 VPLCR0132 – Black finish (fixed roof)\*\*

Roof rails facilitate easy fitment of cross bars for roof carrying. Pre-set positioning points ensure cross bars are fixed in optimum position for weight distribution and dynamics. Maximum payload is 75kg†.

**Cross Bars\***  
 VPLCR0131

Elegant, durable Bright finish aluminium cross bars, with T-track design which utilises the full length of the bars, providing space to mount multiple accessories. Aerodynamic profile minimises drag and wind noise.



**Roof Box\***  
 VPLWR0100 – Large Sports Roof Box\*  
 VPLVR0061 – Sports Roof Box\* (not shown)  
 VPLVR0062 – Luggage Roof Box\* (not shown)

Available in a range of sizes, all versions can be mounted either side for kerbside opening in any country and include integral locks for security and peace of mind. Carrying capacity ranges from 320 litres for the sports box to the 410 litre luggage box or the capacious 430 litre large sports box. Maximum payload 75kg†.



**Loadspace Rails**  
 VPLCS0303

Loadspace mounted rails to help increase the flexibility of loadspace stowage, also allowing the fitment of the luggage retention kit stowage system. The loadspace retention kit consists of a pack of attachments that fix into the loadspace rails via a quick lock/quick release system to help provide a comprehensive and flexible solution for retaining luggage and other items within the loadspace. The attachment pack includes a retractable strap with inertia reel and telescopic rod.

**Luggage Retention Kit**  
 VPLCS0324



**Seat Back Stowage**  
 VPLVS0182 – Premium leather  
 VPLVS0181 – Standard (not shown)

Manufactured from the same premium leather offered on the vehicle, complemented with soft touch interior lining and magnetic button clasps. Provides convenient stowage solution for the rear of the front seats with multiple compartments for stowing small items.



**Centre Armrest Cooler/Warmer Box**  
 VPLVS0176

This convenient drink and food cabinet is ideal for use on long journeys and also provides a comfortable rear centre armrest with a premium leather finish.

SPORTING



**Loadspace Liner Tray**  
VPLCS0274  
VPLCS0268 – With luggage divider (not shown)  
Semi-rigid waterproof loadspace liner tray with a raised lip on three sides to protect loadspace floor and side wall carpets from dirt or wet equipment.



**Aperture Retention Net**  
VPLCS0267  
The aperture retention net prevents small items from falling out of the loadspace when the tailgate is opened and maximises packing space. Manufactured from premium lightweight materials including high grade machined aluminium to ensure robust quality.



**Rear Loadspace Treadplate Finisher**  
VPLCS0353LAA – Lunar  
VPLCS0353PVJ – Ebony (not shown)  
Manufactured from stainless steel with a Bright finish, the rear loadspace treadplate finisher provides protection for the loadspace trim when loading or unloading.



**Tow Bar Mounted Bike Carrier**  
VPLVR0067 – Two Bike Carrier<sup>‡</sup>  
VPLVR0069 – Three Bike Carrier<sup>‡</sup> (not shown)  
The tow bar mounted bike carrier features a one hand, quick attach/release tow bar coupling mechanism and can be tilted away from the vehicle, by use of a foot pedal, to allow easy access into the rear tailgate. The tailgate can be opened with carrier in deployed/folded position. Manufactured from aluminium and other lightweight materials, the bike carrier also features a rear lighting and licence plate mount and it is lockable for security. The carrier has a folding/sliding mechanism to allow ease of stowage when not in use. A holder and ratchet function ensure bicycles are safely secured. Maximum load capacity 51kg (on the three bike carrier).



**Towing System – Detachable Tow Bar<sup>‡</sup>**  
Towing Electrics – 13 Pin<sup>§</sup>  
VPLCT0182

Convenient and easy to use, the detachable tow bar ensures a clean look when not in use. Please contact your nearest Land Rover Retailer for feature and vehicle availability.



**Towing System – Fixed Height Flanged Tow Bar<sup>‡</sup>**  
Towing Electrics – 13 Pin<sup>§</sup>  
VPLCT0182



**Waterproof Seat Covers**  
VPLCS0291SVA – Front (Almond)  
VPLCS0292SVA / VPLCS0293SVA – Second row / third row (Almond – not shown)

Helps protect seats from mud, dirt, wear and tear. Easily fitted and machine washable.



VPLCS0291PVJ – Front (Ebony)  
VPLCS0292PVJ / VPLCS0293PVJ – Second row / third row (Ebony – not shown)

<sup>‡</sup>Heat Shield is required for two and three tow bar mounted bike carrier – VPLWR0124

<sup>§</sup>Maximum towing capacity 2.500kg and 2.200kg for 5 + 2 seating (capacity dependent upon engine, powertrain variant and seating)

<sup>§</sup>Towing electrics must be ordered with part shown, please consult your Land Rover Retailer for further information.

## OUTDOOR



Luggage Partition\* – Full Height  
VPLCS0299

Designed to prevent luggage from entering the passenger compartment. The design of the luggage partition has been optimised to second row seating featuring tilt functionality. The luggage partition divider can be fitted to the luggage partition to separate the loadspace into two sections.

Luggage Partition Divider  
VPLCS0301



Luggage Partition – Half Height\*  
VPLCS0300

Designed to prevent luggage from entering the passenger compartment. The design of the luggage partition has been optimised to second row seating featuring tilt functionality.



Loadspace Mat – Rubber  
VPLCS0279

Waterproof rubber mat helps to protect the rear loadspace carpet from general dirt. Rubber mat extension for protection of the back of the rear seats when folded down also available – Part No: VPLCS0273.



Fixed Side Steps\*\*  
VPLCP0210

The side step aids entry and exit to the vehicle and improves access to the roof. Design features include Bright stainless steel edge trim and a rubber tread mat.



Mudflaps  
VPLCP0203 – Front  
VPLCP0204 – Rear  
VPLCP0205 – Rear with 5 + 2 seating†

Mudflaps are a popular upgrade for reducing spray and ensuring paintwork is protected from debris and dirt. Designed to complement vehicle exterior design.



Mudflaps – Dynamic only  
VPLCP0311 – Front  
VPLCP0312 – Rear  
VPLCP0313 – Rear with 5 + 2 seating†



Rubber Floor Mats  
VPLCS0281  
VPLCS0280 – Third row (not shown)

Rubber footwell mats help provide protection from general dirt.

OTHER



Mirror Covers – Noble  
VPLCB0251

Noble Chrome Plated mirror covers designed to enhance Discovery Sport's exterior design cues. This neat design upgrade complements various Bright finish exterior trims.



Wind Deflectors – Side Windows  
VPLCP0258

Wind deflectors for side windows to help to improve comfort levels in the cabin when driving with windows open, by reducing air turbulence and noise and allowing fresh air to be circulated in the cabin.



Pedestrian Airbag System  
LR067898 – Gloss Black

A Gloss Black finish to the Pedestrian Airbag System is designed to enhance Discovery Sport's exterior design cues. This striking design upgrade complements various exterior trims and paint colours.



Luxury Carpet Mat Set  
VPLCS0282LAA – Lunar  
VPLCS0282PVJ – Ebony (not shown)

Luxurious, tailored, deep pile 2.05g/m<sup>2</sup> carpet mat set, with waterproof backing, provide a well appointed finishing touch to the interior.



Gearshift Paddles  
VPLVS0187MMU – Aluminium  
VPLVS0187CAY – Aluminium Red


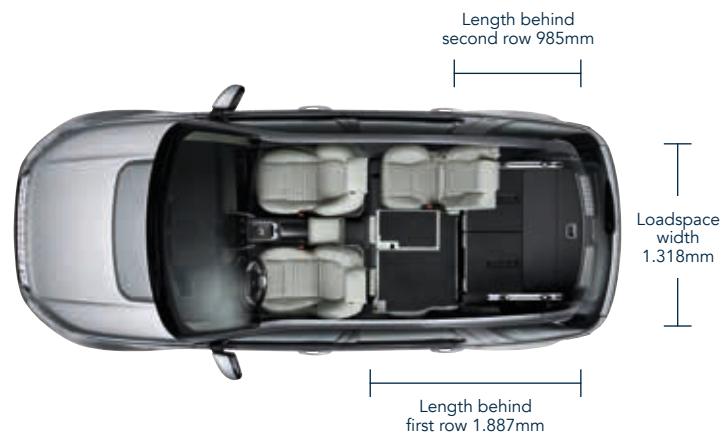
Complete the look and feel of your steering wheel with premium aluminium paddles. Gearshift paddles are machine polished, anodised and hand brushed to provide exceptional wear resistance with a premium finish.



Sports Pedal Covers  
VPLHS0044 – Automatic Transmission vehicles  
VPLHS0045 – Manual Transmission vehicles (not shown)

Stainless steel Bright finish sports pedal covers are easy to fit and feature hidden fixings for a clean finish.

# DIMENSIONS AND CAPABILITIES



## Standard Ride Height

With roof antenna 1.724mm

## Headroom

Maximum front headroom with panoramic roof 1.021mm  
Rear headroom 984mm

## Loadspace Capacity

Rear seats upright  
Height 778mm, Width 1.318mm  
Maximum loadspace volume 981 litres  
Loadspace width between arches 1.108mm  
Maximum length at floor 985mm  
Rear seats folded  
Length behind first row 1.887mm  
Length behind second row 985mm  
Height 778mm, Width 1.318mm  
Maximum loadspace volume 1.698,1 litres  
Loadspace width between arches 1.108mm  
Maximum length at floor 1.887mm

## Obstacle Clearance

Standard ride height 212mm

## Turning Circle

Kerb-to-kerb 11,67m  
Wall-to-wall 11,86m  
Turns lock-to-lock 2,36

## Wading Depth

Maximum wading depth 600mm



	A	B	C
Ride Height	Standard	Standard	Standard
Approach Angle	23,4°	20°	31°
Ramp Angle		20°	
Departure Angle			31°



TECHNICAL SPECIFICATION, PERFORMANCE AND KEY DATA

	DIESEL				PETROL
	2,0L TD4				2,0L Si4
	MANUAL 150PS	MANUAL 180PS	AUTOMATIC 150PS	AUTOMATIC 180PS	AUTOMATIC 240PS
<b>POWER (PS)</b>					
Seating	5 / 5 + 2	5 / 5 + 2	5 / 5 + 2	5 / 5 + 2	5 / 5 + 2
<b>ENGINE DATA</b>					
Bore (mm)	83	83	83	83	83
Stroke (mm)	92,35	92,35	92,35	92,35	92,29
Compression ratio (:1)	15,5	15,5	15,5	15,5	10+/-0,5
<b>BRAKES</b>					
Front type	Single Piston Sliding Caliper	Single Piston Sliding Caliper	Single Piston Sliding Caliper	Single Piston Sliding Caliper	Single Piston Sliding Caliper
Front diameter (mm)	325	325	325	325	325
Rear type	Single Piston Sliding Caliper	Single Piston Sliding Caliper	Single Piston Sliding Caliper	Single Piston Sliding Caliper	Single Piston Sliding Caliper
Rear diameter (mm)	300	300	300	300	300
Park brake	Electric Park Brake (EPB) integrated into brake caliper				
<b>WEIGHTS (kg)</b>					
Weight from	1.775 / 1.874	1.775 / 1.874	1.785 / 1.884	1.785 / 1.884	1.796 / 1.883
Gross vehicle weight	2.505 / 2.660	2.505 / 2.660	2.505 / 2.660	2.505 / 2.660	2.505 / 2.660
Maximum mass on each axle (front)	1.340 / 1.310	1.340 / 1.310	1.340 / 1.310	1.340 / 1.310	1.340 / 1.310
Maximum mass on each axle (rear)	1.270 / 1.430	1.270 / 1.430	1.270 / 1.430	1.270 / 1.430	1.270 / 1.430
<b>TOWING (kg)</b>					
Unbraked trailer	750	750	750	750	750
Maximum towing	2.000	2.000 / 2.000	2.200 / 2.200	2.500 / 2.200	2.000 / 2.000
Maximum coupling point / nose weight	100 / 100	100 / 100	100 / 100	100 / 100	100 / 100
Maximum vehicle and trailer combination / gross train weight	4.505 / 4.660	4.505 / 4.660	4.705 / 4.860	5.005 / 4.860	4.505 / 4.660
<b>ROOF CARRYING (kg)</b>					
Maximum roof load (including roof rails)	75	75	75	75	75
<b>PERFORMANCE</b>					
Maximum speed (kph)*	180	188	180	188	200
Acceleration (secs) 0-100kph*	11,7	9,9	10,3	8,9	7,6 / 7,9
Fuel tank capacity – usable	54	54	54	54	68,5
Diesel Particulate Filter (DPF)	■	■	■	■	-

■ Standard – Not Available.

\*Always obey local speed limits.

## A WORLD OF LAND ROVER



### LAND ROVER EXPERIENCE

Ever since its inception, Land Rover has been ready for anything. Its legendary capability has seen it tackle the most demanding of terrains, in the most difficult conditions. Its versatile interior has become synonymous with comfort and greater loadspace. And its 'can do' attitude has made it the most welcome of vehicles across the globe.

You can be part of the Land Rover story at one of our Land Rover Experience Centres. You can see how each and every one of these iconic vehicles is built. You can take one out onto off-road tracks where your driving skills will be put to the test. Or you can go even further on one of our Adventure Travel holidays to such countries as Tanzania, Iceland or Morocco.

Adventure awaits.

For more information, visit  
[landrover-me.com/experiences](http://landrover-me.com/experiences)



### LAND ROVER ONELIFE

As a Land Rover owner, you can look forward to receiving a complimentary copy of Onelife magazine for three years. This award-winning Land Rover magazine is published twice a year and reaches customers in 40 countries. Each issue is filled with the latest Land Rover news and vehicles, insights into the technology and design that shape each vehicle, inspirational journeys and opinions from international experts.



### LAND ROVER FINANCIAL SERVICES

Getting the keys to your very own Land Rover has never been so simple. And it's more affordable than you might think. New or used, for personal or business use, we have an option that puts you in complete control. Please speak to your nearest Land Rover Retailer to find out more.

### FLEET & BUSINESS

Land Rover is dedicated to being the premium manufacturer of choice for fleets and businesses, by providing a highly attractive range of vehicles and exemplary customer service.

Distinctive, capable and versatile, all Land Rover vehicles deliver low total cost of ownership through strong residual values, competitive service, maintenance and repair costs, and impressive fuel economy and CO<sub>2</sub> emissions.

We are also committed to providing a totally customer-focused aftersales service, which will ensure every Land Rover vehicle is kept on the road and in top condition, in the easiest and most cost-efficient way for businesses.

For more information, visit  
[landrover-me.com/fleet-and-business](http://landrover-me.com/fleet-and-business)





## LAND ROVER COLLECTION

The vehicle is just the beginning. The latest Land Rover Collection is now available for you to discover.

A meticulous attention to detail doesn't stop with our vehicles. You'll find the same level of craftsmanship in all of our clothing, travel items and premium gift ideas. So whether you're shopping for yourself or a loved one, you know the quality is assured.

The Land Rover Collection includes ladies and gents clothing, an extensive range of small leather goods such as wallets, portfolios, iPad and iPhone cases along with briefcases and weekender bags. A range of cufflinks and ladies silk scarves add a luxury feel to the collection. There's a kids collection too, with colourful fun clothing, caps and replica model vehicles for them to enjoy.

View the collection online\* at [shop.landrover-me.com](http://shop.landrover-me.com) or contact your nearest Land Rover Retailer for more information.



## ROADSIDE ASSISTANCE

Land Rover Assistance provides assistance in motoring emergencies, from immobilisation due to breakdown or accident to minor problems such as punctures. You can rely on our roadside assistance, whatever the situation, wherever you happen to be.

For further details please consult your Warranty Benefits handbook, contact your nearest Land Rover Approved Service Centre or visit [landrover-me.com/ownership](http://landrover-me.com/ownership)

**IMPORTANT NOTICE:** Jaguar Land Rover Limited is constantly seeking ways to improve the specification, design and production of its vehicles and alterations take place continually. Whilst every effort is made to produce up to date literature, this brochure should not be regarded as an infallible guide to current specifications, nor does it constitute an offer for the sale of any particular vehicle. Distributors and Retailers are not agents of Jaguar Land Rover Limited by any express or implied undertaking or representation.

All Land Rover Approved Accessories fitted by a Land Rover Retailer within one month or 1.600 kilometres/1.000 miles (which ever occurs first) of the handover of a new registered vehicle will benefit from the same warranty terms and period of cover as the vehicle warranty. Accessories purchased outside of these parameters will be subject to a 12 month unlimited mileage warranty. All Land Rover Approved Accessories are rigorously tested to the same exacting standards as those applied to our vehicles. Performance in extreme hot and cold temperatures, corrosion resistance, impact and airbag deployment highlight some of the exhaustive product testing carried out to ensure accessories are both durable and importantly, continue to comply with current legislation. Some of the accessories featured are not available on all models. Please consult your nearest Land Rover Retailer for more information.

All our accessories are designed to be an integral part of Land Rover vehicles. While many items such as roof carriers are simple to fit, some products require specialist tools and diagnostic equipment to ensure correct integration with the vehicle structure and electrical systems. These products vary from market to market, please consult your Land Rover Retailer who will be pleased to advise you on current specifications and any query you may have.

The colours reproduced here are subject to the limitations of the printing process and may therefore vary slightly from the actual vehicle. The company reserves the right to alter or withdraw any colour finish without notice. Some of these colours may not be obtainable in your country. Please check availability of colours and current specifications with your Land Rover Retailer. Distributors and retailers are not agents of Jaguar Land Rover Limited and have absolutely no authority to bind Jaguar Land Rover Limited to any express or implied undertaking or representation.

Castrol EDGE Professional exclusively recommended by Land Rover.  
Vehicle shown on front and back covers is HSE Luxury in Scotia Grey.

**Jaguar Land Rover Limited** Registered Office:  
Floor 7, Wing E, HQ Building, Dubai Silicon Oasis,  
P.O. Box 32588, Dubai UAE.

Registered in England: Number 1672070

[landrover-me.com](http://landrover-me.com)

© Jaguar Land Rover Limited 2017.  
Publication Number: 1L55018100CSBXMEN01P

\*Market delivery restrictions apply.  
iPad and iPhone are trademarks of Apple Inc., registered in the US and other countries.

