

htf

MAGAZINE

the
stylists'
issue
come inside...

#1
LAUNCH
ISSUE!

THREE STYLISTS' INSPIRATIONAL HOMES

NEALE WHITAKER'S SURRY HILLS GUIDE

RELAXED SUMMER COCKTAILS

GORGEOUS CHRISTMAS DECORATING

WHY YOU NEED COLOUR IN YOUR LIFE

~ plus ~
HUNDREDS
OF CHRISTMAS
GIFT IDEAS FOR
EVERYONE
YOU KNOW

Merry
Christmas!
♥ hardtofind.



Fly in style and luxury with the world's best.

Etihad Airways guarantees flat-beds on all its Pearl Business Class long-haul flights. You can stretch out on **6'1" flat-beds**. Or enjoy fine dining prepared by your dedicated **onboard Food and Beverage Manager**, whilst enjoying over 600 hours of **on-demand entertainment** on some of the biggest screens in the sky. And in between flights, indulge in **complimentary Six Senses Spa treatments** at our premium lounges.

And once on board, you'll see why we've been voted the **World's Leading Airline** for the past three years at the World Travel Awards.

etihad.com/au

It's time to **change** to the best.

الإتihad
ETIHAD
AIRWAYS



“JUST CLICK ON WHATEVER YOU FANCY AND YOU’LL GO STRAIGHT TO THAT PAGE ON THE SITE”



Welcome to the first issue of *htf.* magazine!

We’re so excited to be bringing all our **hardtofind.** customers this gorgeous e-mag, full of inspirational ideas for your home, life, family, friends – even the dog! From peeking inside top stylists’ homes to persuading the country’s best chefs to share their recipes, from secret travel tips to fun and original craft ideas, there’s something for everyone. We’ve even made Christmas shopping easy with our expert gift guides, plus almost everything you see in the magazine is available on **hardtofind.** – just click on whatever takes your fancy and you’ll go straight through to that page on the site. We find a glass of wine makes the process even more enjoyable!

We’d love your feedback – drop us a line at mail@hardtofind.com.au or follow us on Facebook or Twitter



*Merry Christmas!
Eri & Trudi x*



Photographer: Craig J. Smith



Acqua Panna mineral water from Tuscany.
For the love of dining.

1800 660 189 www.acquapanna.com


ACQUA PANNA

#1
LAUNCH
ISSUE!



CONTENTS

the stylists' issue



20
74
32

found

- 9 *Found* The best products, news and events right now
- 16 *Joining Us* New sellers you'll want to meet
- 18 *Trends: Cool, Christmas & Floral* Get the look
- 24 *Take A Basic* Four settings to update your table
- 26 *Ed's Picks* Trudi and Eri choose their favourites
- 28 *My Top Ten* A food stylist's Christmas wish list



- 30 *Profile* Q&A with sellers Polli and Love Mae
- 35 *Kids* The best new products for little people

homes

- 40 *Modern Family* Food and interiors stylist Amber Keller's chic home
- 50 *Living Glamorously* A fashion stylist layers white on white for total luxury
- 58 *Bright Star* Clean lines, colourful furniture and neon accessories
- 68 *Split Personality* An urban courtyard is transformed into a lush green oasis



58

food & travel

- 74 *Best Bar None* Summer food and cocktails from Little Fish Bar
- 84 *Country Style* Daylesford's restorative Lake House
- 92 *Pia's Paris* Pia Jane Bijkerk's secret haunts
- 102 *In the Hood* Editor Neale Whitaker's guide to Surry Hills in Sydney



84

WIN \$25,000 WORTH OF PRIZES! SEE PAGE 36 FOR DETAILS

CONTENTS

the stylists' issue



ideas

110 Deck the Halls Step-by-step to making your own Christmas decorations

118 Gift Rapt Lyndey Milan whips up some deliciously easy gifts

122 Colour Your World
An extract from renowned stylist Victoria Alexander's new book

128 10 Things I Love
Discover what makes Shannon Fricke happy

24

next issue

THE FOODIES' ISSUE

OUT FEBRUARY 2013

Read our blog *HERE* or follow us on Facebook, Twitter, Pinterest & Instagram

To advertise with us contact Camilla Jones
camilla@hardtofind.com.au or 0407 021 381

hardtofind.com.au



htf

Trudi Jenkins
Editorial director

Natasha Allen
Creative director

Vanessa Colyer Tay
Style director

Phoebe Macrossan
Writer/content producer

Jacqui Cohen
Sub editor

Nathalie Reiter
Seller support manager

Alex Blackman
Customer support manager

Emily Murray
Customer support executive

Elisa Silverman
Digital producer

Julia Lagos
Office manager

Camilla Jones
VIC sales manager

Erica Stewart
Managing director

LINENHOUSE



Saffron
(Yellow)

visit www.linenhouse.com.au | phone 03 9552 6000
blog.linenhouse.com.au | www.facebook.com/linenhouse

SUPPORT REEF RESEARCH AND
RECEIVE A **20% DISCOUNT** ON
ANY THREE NIGHT STAY* AT THE
BEST RESORT IN AUSTRALIA
LIZARD ISLAND RESORT

Lizard Island Resort was named Best Resort in Australia at the Australian Gourmet Traveller 2012 Travel Awards. 40 luxurious suites, 5-star cuisine, indulgent spa treatments, romantic picnics, sailing, diving, fishing, lazing in the sun...


The *Lizard Island Research Station* provides boats, diving equipment, aquariums, laboratories and accommodation for scientists doing field work on the reef. It is helping us understand and conserve the wonderful biodiversity of our national treasure.

You too can support this important work by making a donation to the *Lizard Island Reef Research Foundation*. Donors who contribute \$1,000 or more each year are recognised as Members of the Foundation.

As a way of encouraging donations, the Resort is offering Foundation Members a **20% discount** on any 3-night stay*. The amount you save could exceed the cost of your donation!

We hope you will join us in supporting environmental science on Lizard Island. To make a tax-deductible donation, [click here](#).

*This offer does not apply during the last week of October or over the Christmas – New Year period



FOUND


The best of the month online, in print and out & about

EXCLUSIVE TO US!

We're so excited about Fromage la Rue 'petite Vegas star' lights, \$129, designed just for us!





Collages on paper by Kate Tucker and Tai Snaith at Melbourne's Helen Gory Galerie.



ON *canvas*

MUST-SEE EXHIBITIONS THIS MONTH

2012 Archibald finalist (for her portrait of Missy Higgins) Kate Tucker collaborates with artist and writer Tai Snaith, **12-22 Dec**, helengory.com. *MasterChef*'s *Poh Ling Yeow* explores ideas of belonging and origin in her first solo exhibition, *The Time is Now* (right), **1-15 Dec**, arthousegallery.com.au. Catch five decades of more than 50 works by the iconic *Francis Bacon* including *Portrait of Michel Leiris* (below left), **17 Nov 2012-24 Feb 2013**, artgallery.nsw.gov.au. See *High Noon* (below right) and other retro-style portraits at rising star *Clara Adolph*'s exhibition *Augenblicke*, **6-23 Dec**, mickthegallery.com.



ONline

WE TAKE FIVE WITH
BLOGGER JEN BISHOP
FROM INTERIORS ADDICT.

Can you tell us...

1. **The easiest update for a room (low effort/maximum impact)...** Paint is the best way to improve a room cheaply but of course there is effort involved! For low effort and maximum impact, replace your cushion covers, add a throw to your lounge and a fabulous statement rug.
2. **The biggest decorating mistake...** Sticking rigidly to a theme, like beachy or industrial. Or buying things because you think they're trendy, rather than because you love them.
3. **Your favourite colour or interiors style...** I love all shades of aqua and turquoise and I'm a huge fan of classic navy! It goes so well with so many other colours.
4. **Your must-have product...** Urban Road canvas art



[available HERE] is great for adding colour and personality to walls at an affordable price.

5. **The next big thing...** I'm not good at predicting trends but I don't think industrial, neon or chevron are going anywhere anytime soon!



ELEPHANT GICLEE PRINT FROM A SERIES BY ARTIST RALPH HOBBS

\$49.95, hardtofind.com.au

TRENDING

LIBERTY (PRINT) FOR ALL

CLASSIC LIBERTY FABRICS FROM THE UK ARE BACK IN FASHION AND SHOWING UP EVERYWHERE!

PRETTY IN PRINT These iconic fabrics from the prestigious London store have been used for clothing and furnishings since 1875. Doll's bed set, \$129; purse, \$39.95; baking cup, \$15.30 for 100. All available on [hardtofind](http://hardtofind.com.au).



FOUND



TRAVEL

HOT HOTEL

A BRITISH CLASSIC IS
REBORN IN WEST END

Trudi's home town of London is eagerly awaiting the opening of restored and redeveloped luxury hotel Café Royal in December. A London institution since 1863, its rooms and restaurants have been frequented by intellectuals, royalty and celebrities. *68 Regent Street, London, hotelcaferoyal.com.*

NEW LOOK Award-winning Gundowring ice-cream has released swish new packaging and individual 'bambini' serves, \$5 each.



Hamish Ingham's fresh goat's curd, mulberries and sugar cane dessert.

OUT & about

RESTAURANT OPENINGS AROUND THE COUNTRY

Chef Hamish Ingham will launch *The Woods* at Four Seasons Hotel in December with food cooked over natural Australian wood in a central oven and grill. **199 George Street, Sydney, NSW.** *Riverbar & Kitchen* is the new venture from Matt Moran and Peter Sullivan down the road from their ARIA restaurant. **71 Eagle Street, Brisbane, Qld.** The team behind one of Trudi and Eri's favourite Melbourne spots, Chin Chin, have opened Italian joint *Baby* at **613-633 Church St, Richmond, Vic.**

WILLIAMS-SONOMA, POTTERY BARN & WEST ELM ARE COMING DOWN UNDER

The US homewares stores will open at the new Exchange Building at Bondi Junction, NSW in early 2013




SHOPFRONT

ICONIC INTERNATIONAL BRANDS NOW CALL AUSTRALIA HOME

Finnish textile and design mega brand *Marimekko* has opened its first ever stores in Australia. Pockets of product have been available here since the 1960s, but the new flagship stores will see its signature style of bold and colourful prints in textiles, fashion and homewares here on a whole new level. Check them out at 66 King Street, Sydney, NSW and 576 Chapel Street, Prahran, Vic. marimekko.com



FOUND



IN print

the best of food, interior & decorating books

Things I Love by Megan Morton, (Penguin Books Australia, \$49.99). A fun and witty decorating resource that's packed with tips such as how to clean a vintage painting or when to clean your light bulbs. *Find & Keep* by Beci Orpin (Hardie Grant Books, \$39.95). This spirited designer shares 25 make-at-home projects inspired by her favourite things.

What Katie Ate by Katie Quinn Davies (Lantern, \$49.99). The best recipes from this talented food photographer's blog of the same name. *Bowerbird* by Sibella Court (Harper Collins, \$59.99). The stylist shines a light on simple but artful objects and how she arranges them. This book will inspire the collector within. *Rethink: The Way You Live* by Amanda Talbot (Murdoch Books

\$69.95). A thought-provoking book with an overview of how to work global trends into your life. *Matt Preston's 100 Best Recipes* (Plum, \$39.99). The *MasterChef* judge shares the food he cooks for his family – from raspberry jam to the ultimate bolognese. *delicious. Home Cooking* (Harper Collins, \$49.99). Creative ideas for every season and occasion in beautiful, achievable recipes.

DULUX MINI MAKEOVER



RIGHT Porcelain & leather planters (set of 3), \$149.95; Dulux Wash & Wear in Tapioca; lady peacock chair, \$995; recycled Spanish glass vase, \$89; set of two Nordic side tables, \$750.



REINVIGORATE YOUR SPACE WITH COLOUR



FOUND MEET
THE *newbies*

EXCITED? WE ARE! THESE THREE NEW SELLERS
HAVE GORGEOUSNESS IN SPADES

Cumulus Living



Make a statement with these luxurious soft canvas cushions in lustrous colours. Digitally printed with fantastical photographic images of nature using environmentally-friendly dyes, their intense colour and realism will bring a contemporary look to any room. Smaller sizes are perfect for updating the lounge or throw down a few larger over-sized floor cushions. Cumulus Living is set to expand their range, so watch this space.



Family Love Tree

Melbourne designer and stylist Katie Graham's cane 'peacock' chairs and screens are made from 100% authentic rattan by skilled artisans in Indonesia. Add a bohemian touch to your home with one of these stunning pieces in a range of cool summer colours. Take a seat and feel the love.

Rosto Olive Oil

This family owned and run company makes their cold-pressed Australian extra virgin olive oil in the upper Hunter Valley, NSW. Roey and Stephen Higgs's property is home to 60,000 olive trees in carefully selected varieties from Italy, Spain and Greece. This blend produces a rich oil with the right balance of fruitiness, bitterness and pepperiness, perfect for splashing on salads, in dressings or drizzled over crusty bread. The high quality of this full-flavoured oil is because the olives are pressed at the farm straight after harvesting to minimise handling and ensure optimum freshness. Their Top Notch blend has won the Royal Canberra Extra Virgin Olive Oil Show 2011 and the Best of Show Trophy at the Hunter Valley Extra Virgin Olive Oil Show 2011.

**WATCH A VIDEO OF
THE ROSTO OLIVE
HARVEST [HERE](#)**



FLIPPA K. S/S 2013 GETTY IMAGES



CHERRY BLOSSOM
drop earrings, \$19.95.



GLASS LANTERN house,
with zinc trim, \$39.95.



POLAR BEAR
bookend, \$70.



WYZER WALL clock
in grey, \$ 119.95.

TREND
COOL
& calm

BEAT THE HEAT
THIS SUMMER WITH
COOL TONES OF
BLUE AND STONE



'MEDITERRANEAN' silk
and silver wristlace, \$45.



ISLA beanbag chair, \$1,221.



SALAD BOWLS, with gloss finish, \$29.95 each.



COASTAL TEATREE cushion cover in teal blue, \$60.



DEERS couture cut artwork, \$129.



JOSEPHINE ROSE candle, \$65.




TURKISH WAFFLE hand towel, \$8.95.



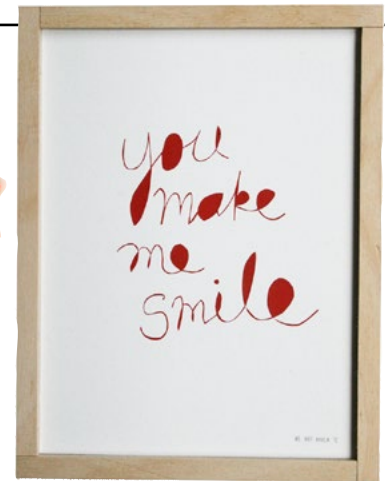
CASTLE STACKER BLOCKS,
25 for \$59.95.



SEED 595 light, \$590.



HEART and **DOVE** decorations,
\$20 for both.



YOU MAKE me smile,
unframed print, \$29.

TREND
RED &
wood

MIX PALE WOODS
WITH A TOUCH OF
RED FOR A NORDIC
CHRISTMAS LOOK



BIG CHRISTMAS decoration #13,
in blackwood timber, \$34.95.



STAR night light box, \$89.



ECO PLY wreath, \$119.95.



PERSONALISED SANTA sack, made from 100% cotton, \$30.



CHRISTMAS WREATH, \$79.95, and big Christmas decoration #1, \$34.95.



CHRISTMAS STOCKING, in red/natural, \$38.



LOG BOWL, in various colours and sizes, from \$99.

DEVOTA & LOMBA S/S 2013 GETTY IMAGES



ORANGE DAISY earrings, \$47.



ÉTOILE eau de toilette, \$89.95.



FLOWER
melamine plate, \$12.



ANDY GEMSTONE
cushion \$140.



FABULOUS FUCHSIA white leather
gardening gloves, \$39.99.



THE SEASIDE ma

TREND
FLOWER
power

YOU'LL BE THE PICK
OF THE BUNCH
WITH THESE PRETTY
FLORAL PIECES



FLORAL BUNTING flag necklace, \$29.



FLOWER storage box, \$24.95.



t, \$299.



BOTANICAL scarf, \$99.



GARDENING ruler, \$39.



LILAC WITH FLORAL umbrella, \$199.

take this... and add these



WARATAH square dining table, \$999, from Eco Outdoor.

+



FELTFLASKE picnic water bottle with drinking glass, \$165.

+



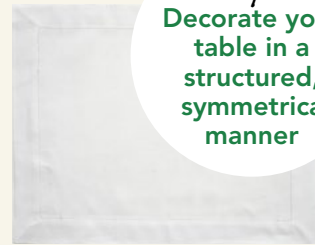
THREE low saucers in pistachio, \$85.

TAKE
a.
basic

AND GET FOUR
DIFFERENT
LOOKS, YOUR
CHOICE!



+



ZODIACO place mat in white, \$52.

+



RATTAN rectangular whitewash, \$125.

tip
Decorate your table in a structured, symmetrical manner



+



LINKE bowl in orange yellow, \$49.95.

+



WASHABLE paper bag in pink, \$15.



+



NORDIC LIGHT 7-arm black candle holder, \$199.95.

+



MOOSE cookie tray, \$25.

to get this




Salad bowls
\$5 for the set.



COASTERS in birdlife,
\$19.50 for 20.

tip
Burn a tropical
scented candle
before your guests
arrive to set
the scene



BOTANICAL ginkgo leaves
place mats and coasters, \$89.

TROPICAL SANCTUARY

Combine lush leafy
hues, silky surfaces
and rainforest motifs,
preferably below a canopy
of palm fronds.



Woven rattan trays in
\$1 for set of 2.



CANDLE LANTERN,
29cm, \$170.



ZINC TRAY
with embossed pattern, \$44.

HAMPTONS HAVEN

Rattan, linen and
silver will hold this look
together; throw in
some found beachside
objects and voila!



Reusable XL
white, \$69.



BROCADE dessert plate
in green and yellow, \$49.95.



SERVING SET
in rose, \$19.95.

tip
Dig through your
cupboards (or your
relatives') for odd
pieces to throw
in the mix

BOHEMIAN BEAUTY

Mix pieces that have
a story to tell but
weren't typically
made for each other.



White bowl, \$69.

tip
Table top items
in black, white and
wood will shine
on a coloured
tablecloth



MATCHING PORCELAIN cups
in brown print, \$127 for 3.




SALAD SET
with deep scoop, \$70.

SCANDI CHIC

Smooth lines paired
with simple graphic shapes
or pattern is typical of
Scandinavian style.



'GREEN SCALLOP'
petit vase, \$69.



PAPER SUNBURST
in white, \$7.



VINTAGE MAP HEART
framed print, \$44.95.



PLAIN DYED duck
egg pin board \$55.95.



'BLUE BIO' porcelain
ring, \$49.



SET OF 3 rattan oval
storage baskets, \$297.



STRIPE sky-blue towel, \$55.



PEACOCK PARTY
linen ottoman, \$349.



'SAILFISH' cushion,
\$59.



ICE-CREAM mug,
\$24.95.



W
lor

ERI AND
CHOOSE PR
SUIT THE



POM-POM umbrella in sunshine yellow, \$169.

RAINDROP bath bag, \$39.95.



SCALES iPad cover, \$34.50.



SMALL GOLD FLOWER earrings, \$69.




SUNSET TROPICANA kantha throw, \$108.99.



FLOWER handle or hook, \$16.

E'RE ing

AND TRUDI
PRODUCTS TO
THEIR STYLE



SOLENA serving tray, \$49.



IKAT GELATO cushion, \$79.



TRIANGLE storage box with compartments, \$24.95.



RED WREN doorstop, \$24.95.

1. 'VEGAS BONEYARD'
Illuminated letter, \$599.



PHOTOGRAPH CATH MUSCAT



Read David's blog,
the food dept. [HERE](#)

FOUND MY TOP 10

FOOD STYLIST AND
BLOGGER DAVID
MORGAN SHARES HIS
CHRISTMAS WISH LIST

1. Dear Santa, please can I have the letter 'M' for Christmas!
2. Love the cool wood effect on these sunnies.
3. I'm English and my most important furry friend is Stella, my dog, so this lead is perfect.
4. Truly amazing oil in a beautiful bottle.
5. Orange gives this classic watch a contemporary touch.
6. A great mix of two of my obsessions – industrial and typography.
7. Classic and timeless. This bag would only get better with age.
8. I'm slightly obsessed with camera apps so this fish-eye lens is the ultimate!
9. This hilarious notepad series is totally my sense of humour.
10. Candlelight is one of the easiest ways to create a nice mood at home.



2. 'BUD' stained bamboo sunglasses, \$159.99.



3. 'BY JINGO' collar and lead set, \$85.



4. 'PRIMUM OLEUM' extra virgin olive oil, \$118.50.



5. 'HAVANA ORANGE NEVIL' watch, \$299.

6. 'INDUSTRIAL LETTERS' Lamp, \$149.

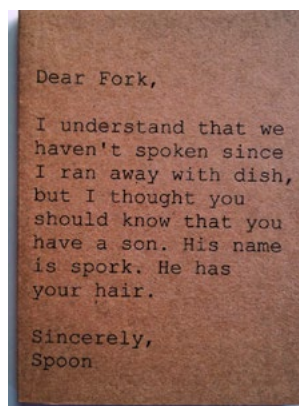


7. 'TOMMY BOY' leather satchel, \$290.

8. 'OLLOCLIP' iPhone 4 and 4S lens system, \$99.95.




9. 'DEAR FORK' A6 notebook, \$4.95.



10. 'WINE LIGHT' tea-light holder, \$79.





FOUND WE LOVE *mae*

MEET PETA O'NEILL AND EMILY CHAMBERLAIN,
THE DUO BEHIND THESE CUTE WALL DECALS



How did Love Mae start?

We launched in April 2008, so just had our fourth birthday this year. Very exciting indeed! The will to work for ourselves doing something we enjoyed was definitely an encouragement. A series of destined events was all we needed to make it happen.

What do you make?

Fabric wall decals, bamboo dinnerware, wrapping paper and organic children's bedding. All delightful of course!



Where did the name 'Love Mae' come from? We made up a fictional character, a lovely lady called Mae. We all want to be her as everything she touches is pretty and perfect.

Where are you based?

We are in Stokers Siding, a little village 25 minutes' drive from Byron Bay in northern NSW. Our studio is in an old building that used to be the general store in the 1920s. There is also an amazing vegie garden and creek in our backyard. It is so dreamy!

What inspires you?

We are so lucky to be surrounded by so many inspiring people, and the littlest ones are usually the most influential. We also travel quite a bit which is

always refreshing for the right side of the brain.

What is your favourite Love Mae product? The new 'under the sea girly' fabric wall decal we've just released (available [HERE](#)). Peta's daughter is so into this one!

What are your favourite parts of the job? The travel. The people we meet. The excitement when we receive samples for new designs. Creating a great workplace. There are so many other parts we love, we could go on forever!

"INSIDE THE LOVE MAE STUDIO IT CAN BE CRAZY AND HECTIC – FROM LABELLING, PACKING & DESIGNING TO HANDLING SALES!"

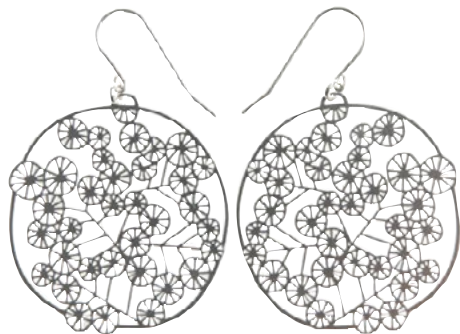




FOUND pretty **POLLI**

WE TALK TO MAJA ROSE AND TESS LLOYD ABOUT THEIR SUSTAINABLE JEWELLERY LINE

Clockwise from top: 'eco star' decorations, \$34.95; wooden 'flag' necklace, \$99.95; the Polli girls; 'wattle' earrings, \$59.95.



How did Polli start? After graduating from university we were just itching to work together on our own project, so started Polli as a hobby in 2002. We started making die cut polypropylene baskets (hence Polli) and sold them at weekend markets. Then we experimented with making earrings from the regular offcuts. Soon the earrings outsold the baskets and we

started making jewellery in stainless steel. Before we knew it we had a few wholesale accounts and were taking leave from our day jobs to do trade shows in Melbourne. By early 2007 we took the plunge and quit our full-time jobs. A few months later we had a team of five and were on a plane to our first New York gift show. It's been a lot of fun!

Clockwise from top: 'yacht' pendant, \$44.95; 'parachute' pendant, \$54.95; 'festival of the dead' earrings, \$54.95; 'block colour beads' in rainbow/charcoal.

What do you specialise in?

Original Australian jewellery, predominantly in materials like recycled stainless steel and plantation timber.

Where are you based?

Our studio is in Stanmore in Sydney's inner west. It's a converted ginger beer factory with lovely reclaimed timber and dripping in wisteria; a little oasis from the busy surrounding streets.

What inspires you?

Flora and fauna, vintage treasures, architecture and the urban landscape, and travels across the globe.

What are your favourite parts of the job? While the designing is fun, some of our favourite things are getting the first samples back of each new collection, photographing the range, and catching up with customers and colleagues at the trades shows.

What is your favourite Polli product? The hexagonal beads (right). They're really fun to wear as they flip and slide and the colours offset each other so well.



"IT'S A GREAT THING TO HAVE A JOB THAT YOU ARE EXCITED ABOUT. TO WAKE UP IN THE MORNING AND TO WANT TO GO TO WORK!"

the ultimate relaxing break in byron bay.



This holiday season treat yourself to the ultimate getaway at The Byron at Byron Resort and Spa.

The Byron at Byron offers the perfect escape for couples and families. Set within a stunning 45 acre subtropical rainforest, just moments from Tallows Beach, this multi award winning resort offers an idyllic escape in a relaxed atmosphere. Call to secure your much deserved summer escape.

Special offer for Hard to Find subscribers

Stay for 2 nights or more and receive a 10% discount off spa treatments, restaurant dining and bar purchases. Book before January 31 2013 to receive this special offer, please quote '**hard to find**'.

Offer subject to availability. Offer not valid for bookings between December 21 2012 and January 10 2013. Valid for travel before February 28 2013

1300 554 362 | reservations@thebyronatbyron.com.au
www.thebyronatbyron.com.au

BYRON
at Byron
RESORT AND SPA
inspired by nature





24-PIECE ELMER
puzzle, \$22.



MAKE YOUR OWN Advent
Calendar pack, from \$6.50.



MUSHROOM NIGHT LIGHT
in green, \$39.95.



SNEAKY SAM
red cotton tee, \$39.

KIDS' corner

OUR PICKS FOR
LITTLE PEOPLE



'GIRAFFE' kids jungle
plate, \$9.95.


TIKE
balance bike, \$154.



COLOURS
wall chart, \$65.



VINTAGE BIRTH PRINT
in pink, \$35.



WIN *the ultimate*
for you & three friends with a



SHARE HARDTOFIND. WITH YOUR FRIENDS FOR THE CHANCE TO WIN A \$

hardto

DON'T
MISS OUT!

*Christmas stocking
total prize value of \$25,000!*



SHARE IN \$25,000 WORTH OF FABULOUS PRODUCTS FROM OUR SELLERS!

ofind.



FREE* LAVAZZA



CAPPUCCINO CUP SET

WITH THE PURCHASE OF ANY
LAVAZZA A MODO MIO BY ELECTROLUX
CAPSULE COFFEE MACHINE



CONTAINS 4 CUPS
& SAUCERS RRP \$65



TO LEARN MORE
VISIT ONLINE STORE



PURCHASE IN STORE
& REDEEM ONLINE
lavazza.com.au/promo



* Conditions apply, see lavazza.com.au/promo. Australian residents 18+ only. Starts 9am AEDST 23.10.12. Ends 5:30pm AEDST 31.12.12. Claims close 31.01.13. Retain receipt & serial number.
[CLICK HERE FOR FULL TERMS & CONDITIONS](#)



LAVAZZA



HOMES



MODERN FAMILY

*A mix of old and new and a monochrome palette
define the home of stylist Amber Keller*

Words Phoebe Macrossan Photography Andy Lewis



“A HOME SHOULD BE TIMELESS, WHIMSICAL AND FILLED WITH THINGS YOU LOVE”

BELOW These chairs were found on the street and recovered with Florence Broadhurst fabric in 'Aubrey'.
OPPOSITE The yellow front door is an inviting start.



Amber, can you tell us a little about your family and where you live? I live in Greenwich, Sydney, with my husband Matthew and daughters Amelie, 4, and Alessandra, 1. The house we live in was built in the early 1940s. We liked it because it was unrenovated with a fabulous bay window in a quiet, leafy street. We were also drawn to the large block with its established garden and the garage had great appeal to me, providing me with somewhere to store all my props!

What changes have you made? Since moving in four years ago, we have made only cosmetic changes to the 1970s renovation. Firstly we gave the house a coat of white paint and sanded and stained the floorboards. We then renovated the bathroom and kitchen. Our main goal was to retain hints of the forties style. We would also like to extend the kitchen and build a second storey. It's an ongoing project!







CLOCKWISE FROM TOP LEFT
 A 1930s French desk bought in Queensland; a yellow chair adds colour in the bedroom; Amelie enjoys the Murobond 'chalkboard' paint in the kitchen; this vintage ceramic board was a gift from Margaret Fulton; typographic art in the kitchen; Alessandra in the living room; a collection of white accessories; the family's "devoted" pug Monty. **OPPOSITE** The black bentwood chairs in the kitchen add a touch of French bistro.



homes: MODERN FAMILY



Kartell 'Louis Ghost' chairs and replica Eero Saarinen 'Tulip' dining table in the living room. **OPPOSITE** Amber's tip is to arrange your books by colour on the shelves.

“MY FAVOURITE ROOM IN THE HOUSE IS THE LIVING ROOM. IT FACES WEST AND IN THE AFTERNOON THE ROOM FILLS UP WITH GOLDEN LIGHT”





AMBER'S STYLING TIPS

- I love using wallpaper but it is very expensive to decorate a whole room with it. Instead, choose one wall as a feature and just wallpaper that.
 - Try displaying a collection of ceramics using just a single colour palette.
 - You don't need to buy expensive flowers to decorate your home. Pick bunches of flowers or branches of green leaves from your garden.
 - Create a wall of memories by hanging a collection of photos together. Use different sized frames randomly spaced.
- Email: amber@ambergeller.com.au.

Florence Broadhurst wallpaper features in 'egrets' in the bathroom (left) and in 'circles & squares' in the master bedroom (opposite). **BELOW LEFT** Alessandra's room.



What is your decorating style?

My home is a mix of modern and vintage furniture. Family antiques and worldly boho-chic accessories are mingled with inexpensive things I have found at local markets, artwork collected on my travels and even my four-year-old's drawings. I absolutely love using strong patterned prints on wallpaper throughout the house to create a bold statement. I also love to mix and match different styles and periods of furniture.

I use white walls as a blank canvas adding colour and pattern through accessories, artwork and fabrics. I am currently mad about the colour yellow and have added splashes of it throughout the house. From lampshades to cushions, and even my front door. All of this can be easily changed with a coat of paint or replacing the covers or shades. An inexpensive and fun way to decorate your home without it being forever!



The elegant sitting room features antique mirrors and chandeliers and is painted in a soft cream colour. White sheepskin rugs on white painted floorboards add softness and texture to the single colour palette.





LIVING *glamorously*

This fashion stylist's home reflects the pinky pastels and creams of her garden, while lush furnishings and opulent pieces complete the luxurious white-on-white look



The kitchen's French doors open out to the garden. Right: cream Shaker-style units and a Belfast sink provide a modern country look in the kitchen. Bottom: a stuffed chaise longue and mirrored armoire in the living room.

Charlotte-Anne Fidler, creative and fashion director at *British Glamour* magazine, shares her stunningly feminine home in London's East End with her husband Matthew and daughter Anouk Tallulah. A passionate gardener, her large backyard is a lush array of floppy rose bushes, creamy peonies, cascades of clematis and a rose-covered arbour. The traditional English garden's whites, creams and pinks have been carried through to the interior décor of the house which is faintly Scandinavian in style.

The furniture and floorboards are painted in pale, pastel colours, fireplaces have been restored and the laminate in the kitchen replaced with painted wooden floorboards. The final touches are bespoke French doors and original shutters, which allow gently diffused sunlight to filter through to the rooms.

Ornate armoires and antique French mirrors – all in soft creamy shades – dictate the style, but it steers clear of 'shabby chic'. Contemporary designer pieces rub shoulders with re-upholstered antique armchairs and crystal chandeliers while in the main bedroom, antique Swedish bedding, delicate floral coverlets and lots of plump pillows capture the Scandi vibe beautifully.





BED OF ROSES The bedroom is furnished with cream painted antique furniture while antique Swedish bedding and delicate floral coverlets dress the bed. Storage baskets are also hidden under the bed.

The lush rose garden is reflected in



the interior furnishings, from a folding screen covered in floral fabric to a vintage chair in pale pink linen



GET THE CHARLOTTE-A FEMININ

- 1. 'Antique Floral H...
- 2. 'Deery me' cushion, \$89.
- sachet, \$19.95. 4. 'Rose' Fre...
- 5. 'Nordic heart' framed cross st...
- sheet set, \$159.95. 7. 23.5
- 8. 'Love vanilla' candle, \$60. 9.
- 10. 'Arienne' side table, \$349. 11
- \$179.95. All available c



1.

2.

3.

5.

6.

4.



7.



8.



THE LOOK

CHARLOTTE-ANNE FIDLER'S PARISIAN STYLE

Winter' boots, \$199.

3. 'Merci' fabric lavender
scented pillow perfume, \$19.95.

4. 'Mimosa' quilted bedspread,
\$99. 6. 'Flower bed' single
bed, \$27.95.

7. 'Parisian opulence' tray, \$59.40.

8. 'Flower bed' single
bed, \$27.95. 9. 'Parisian
opulence' tray, \$59.40.

10. 'Mimosa' quilted bedspread,
\$99. 11. 'Flower bed' single
bed, \$27.95.



11.

9.

Luxe Pour la Maison
Le Bain
Paris

10.



*Ornate
armoires and
antique French
mirrors, all
in soft creamy
shades, dictate
Charlotte -
Anne's interior
style*



bright star

Hot pink, lime green and acid yellow pieces give this house serious colour cred. Follow the lead with neon Christmas decorations for extra impact



A hot idea

Makeshift seating is a great solution for larger than usual soirées. Don't try to match it, just embrace its eclectic nature.

homes: BRIGHT STAR

MIX 'N' MATCH Personal artworks and photos add a special touch. Right: the office includes an antique desk, IKEA bookshelves and Marianne's own painting.




Built as a farm house in 1910 then renovated in the 1960s, this Danish house has been stripped back to show off its simple lines and white, open spaces. Both a home and a work space for interior decorator Marianne Thuesen, architect Jørgen Thuesen and their family, the rooms are strewn with family artworks and enhanced by their eclectic style and vibrant use of colour. They've amped it up for Christmas with neon touches in homemade decorations, coloured paper and bright accessories, working the colour wheel to full effect.





VANESSA'S TIP

Make a garland by linking your favourite decorations on a string of beads; it's a lovely way to display Christmas heirlooms



LET LIGHT IN The ceiling has been opened up and fitted with skylights to provide plenty of natural light.

Get the look

NEON STRIPE CUSHIONS

Try the 'nueva raya' cowhide cushions, \$185 each, available on hardtofind.com.au. Eri loves these bright cushions which are an easy way to add a touch of colour.



KEEP IT SIMPLE The lounge room walls are dark grey for a simple backdrop and cosy feel. The paintings on the wall and above right are by family member, Emma.

Colour confidence

* **TEMPORARY TOUCHES** The nature of artworks and accessories is that they are interchangeable. Bright and bold items can be switched around or removed later, so don't overthink it, just be brave and give it a go.

* **MATCHY MATCHY** Not everything has to be colour coordinated. If you are mixing it up, use different colours in bold shapes.

* **LESS IS MORE** If you want to be cautious, one hit of hot colour in soft furnishings like cushions is all you need for instant 'wow'. Use small bursts and give it lots of breathing space, mixed with neutrals or pastels.



VANESSA'S TIP

Coloured and patterned tapes are a hot trend. Get the look with 'bright sides' tape in multi check, \$9.95 for 4 rolls, from hardtofind.com.au

WHO LIVES HERE?



MARIANNE THUSEN is an interior designer who works part time with Danish design firm, Bungalow. She lives with her architect and carpenter husband Jørgen, daughter Emma and son Gustav.

bungalow.dk



HOOK IT UP

Inject personality into practical items these brand new 'deer' wall hooks, \$19.95.

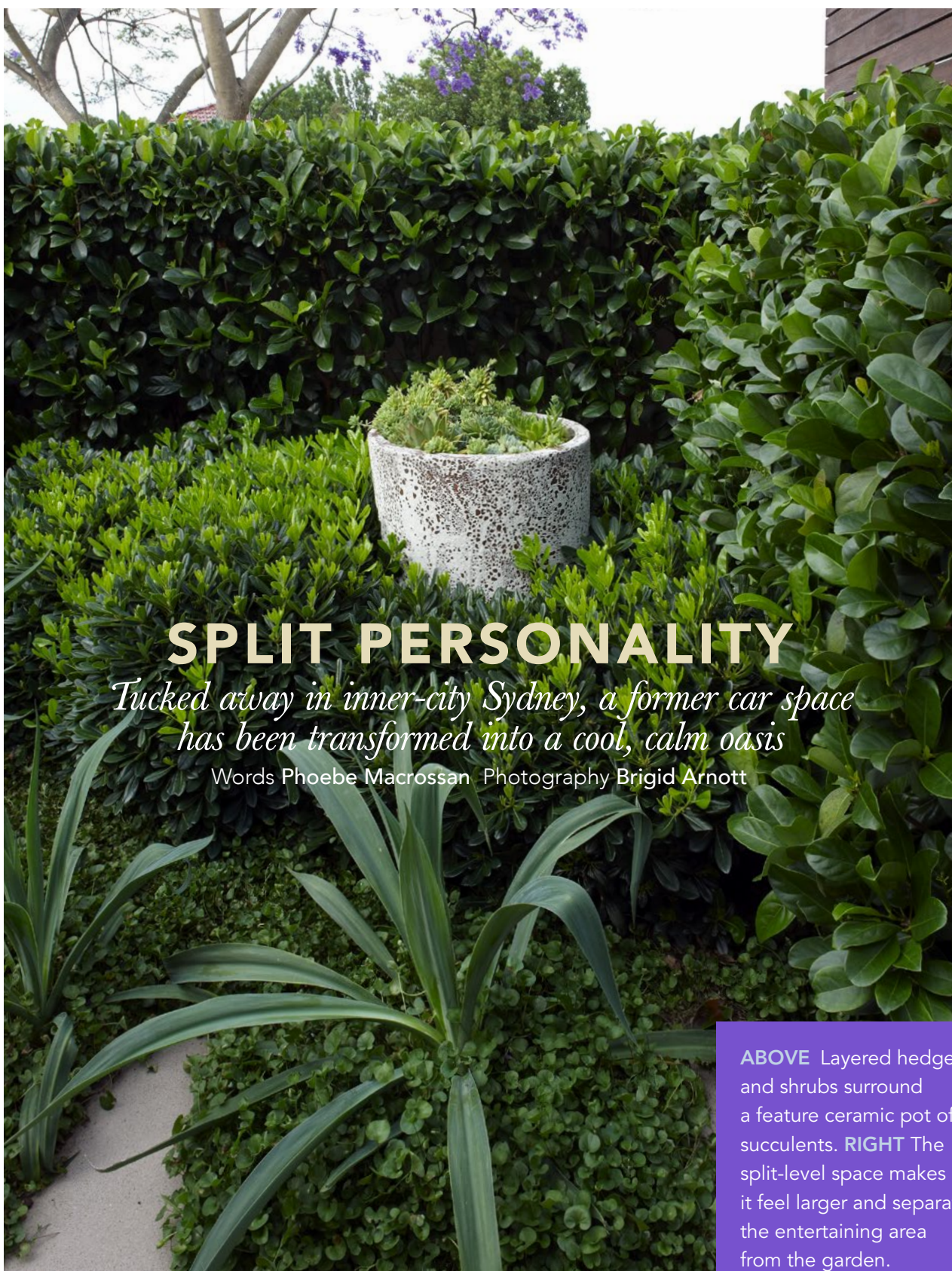


LITTLE TOUCHES The bedroom and kitchen are kept simple with only one coloured item, such as the fuchsia quilt and neon perspex backsplash.



DIY Christmas ideas

- * **COLOURFUL EATS** Add a playful twist to your Christmas cookies this year with a small layer of punchy colour in neon shades.
- * **IT'S A WRAP** Pair decorative tape or stylish ribbons with brown paper or old book pages for affordable yet beautiful gift-wrapping.
- * **PAPER CUTS** Paper-cut tree decorations in solid shapes and bold colours will stand out best among the texture of the Christmas tree. They're easy, colourful and the kids can join in.



SPLIT PERSONALITY

Tucked away in inner-city Sydney, a former car space has been transformed into a cool, calm oasis

Words Phoebe Macrossan Photography Brigid Arnott

ABOVE Layered hedges and shrubs surround a feature ceramic pot of succulents. **RIGHT** The split-level space makes it feel larger and separates the entertaining area from the garden.



PLANT ID

- ➔ **1 Feature trees**
Ornamental pear
- ➔ **2 Grassy shrub**
Lily turf
- ➔ **3 Feature shrub**
Miss Muffett
- ➔ **4 Grey foliage**
Mexican lily
- ➔ **5 Ground cover**
Kidney weed
- ➔ **6 Screening hedge**
Sweet viburnum



INSIDER TIP

Using pavers surrounded by pebbles as steppers provides a much softer and more interesting walkway



Designer...

**JULIAN BOMBARDIERE
FROM GOOD MANORS**

Julian grew up surrounded by plants and developed a strong interest in architecture and space. He loves the challenge of bringing together a client brief and 'cracking' a design with his own ideas. "This initial part gives me the most satisfaction as it is where the most creativity happens."

goodmanors.com.au

"LOOKING OUT FROM THE HOUSE YOU SEE A LUSH GREEN WALL OF FOLIAGE THAT ENCOURAGES YOU INTO THE CALM GARDEN"



What was the brief for this garden? To convert an unused concrete car space with steep access steps in the middle into a visually pleasing, lush green garden with room for entertaining and storage.

What were the challenges? I needed to incorporate enough storage for bikes, bins and other equipment while screening the garage roller door and incorporating step access to a large entertaining area.

What materials did you use and why? I used spotted gum hardwood timber, sandstone ballast, taupe concrete pavers and 'nepean' river pebbles as they are classic, ageless materials that are harmonious in colour.

These materials add a clean and simple look without over-complicating the space.


What did you plant and why? Sweet viburnum provides dense green hedging to soften the boundaries. Feature ornamental pear trees add autumn colour and give the garden scale. These were under-planted with lily turf as a lush grassy shrub. Miss Muffett was used as a layered plant providing more green

elements, while Mexican lilies provide a sculptural, grey foliage element. Kidney weed was planted under the lilies and used as ground cover.

Any tips for small-space gardening?

Use few materials and keep them consistent to ensure longevity. Go for simple lines and structures and create scale using well-placed trees. Screen boundaries using dense hedging or timber screening and choose hardy plants for the least possible maintenance. Prune plant tips regularly to encourage dense growth and keep the decking oiled to maintain its rich colour.

RIGHT Simple modern materials and clean lines mean this very small space is inviting and uncomplicated.



DOWN 'N' DIRTY ESSENTIALS FOR THE MODERN OUTDOOR ROOM



GET OUTSIDE trowel and fork, \$59.95; set of 3 planters, \$149.95; 'Honeycomb' gardening gloves, \$29.95; 'Roxy' folding chair, \$1414; hanging 'Hurricane' lantern, \$47.50. All available on hardtofind.com.au.

A special offer for hard to find customers

\$50 Wine Voucher

With Summer approaching everyone needs great wines so why not try our Customers Favourites Mix.



Claim Now!

List Price ~~\$99.99~~ **ONLY \$49.99 with your voucher!**
Plus **NEXT DAY Delivery is FREE** for Greater Sydney residents*

naked wines
Australia

* To use this voucher you must be 18 years or older. This voucher cannot be used in conjunction with any other voucher or Naked Wines promotion. One voucher valid per order for first time customers. Valid against any case of wine priced at \$99 or more. *We deliver Australia-wide. However free and next business day delivery is only available to greater Sydney customers. For guaranteed next day delivery ensure you order by 4pm. If you order after 4pm and before 5pm we will still endeavor to get your delivery to you next day. It is intended that next business day delivery will be extended nationally soon.

PHOTOGRAPHS: NIGEL LOUGH STYLING: VANESSA COLYER TAY



FOOD & TRAVEL

Sydney rock oysters
with lime & white soy





Best bar none

Little Fish Bar shakes things up with Hinky Dinks cocktails

Recipes Stephen Seckold Drinks Daniel Knight & Jeremy Shipley Photography Katie Quinn Davies



Fruity cocktails and punchy food make Little Fish Bar a perfect summer spot



food: **BEST BAR NONE**

HARBOUR VIEWS

Little Fish Bar at Flying Fish Restaurant makes the most of its stunning location at Jones Bay Wharf on Sydney Harbour.



food: BEST BAR NONE





Always
DINKO



Passionfruit
& raspberry
bramble



the food...

Executive chef Stephen Seckold shares some of the bar food dishes on the menu at Little Fish Bar – ideal for easy entertaining!

BARBECUE KING PRAWNS

with lime & mustard butter

Serves 8–10 people

- 30 medium green king prawns, peeled with tails intact
- ¼ cup (60ml) olive oil
- 2 eschalots, finely chopped
- 100ml lime juice
- 250g unsalted butter, chopped
- ⅓ cup (95g) seeded mustard
- ¼ cup finely chopped parsley

Method

1. Cut each prawn down the back to the tail (do not cut all the way through). Remove vein and open the prawns flat on a tray. Brush with oil and season with salt and pepper. Refrigerate until needed.

2. To make the lime and mustard butter, place eschalots and lime juice in a saucepan over medium heat. Bring to a simmer then reduce heat to low. Add butter, one piece at a time, whisking constantly after each addition until butter is melted. Continue whisking until all butter is combined and the sauce is thick. Remove from the heat and fold in the mustard and parsley. Season.

3. Preheat barbecue to high. Barbecue the prawns for 1-2 minutes each side, or until just cooked through.

4. To serve, arrange the barbecued prawns on a plate and spoon over the lime and mustard butter.

SPICED MIXED NUTS with curry leaves

Serves 8–10 people

- 200g unsalted macadamias, halved
- 200g unsalted cashews
- 200g unsalted peanuts
- 100ml vegetable oil
- 1 tsp ground cumin
- 1 tsp chilli powder
- 1 tsp dried garlic flakes *
- 1 tsp caster sugar
- 1 tbs sea salt flakes
- 1 small bunch (¼ cup) curry leaves

Method

1. Preheat oven to 160C. Place nuts and 1 tbs oil in a bowl and toss to coat. Spread nuts in a single layer on an oven tray. Roast for 12 minutes, turning halfway, or until they are golden and fragrant.

2. Meanwhile, place cumin, chilli powder, garlic, sugar and salt into a mortar and pestle and pound until a fine powder. Set aside.

3. Heat 80ml (⅓ cup) oil in a large frying pan over high heat. Remove curry leaves from stems and add to the oil. Fry for 30 seconds or until fragrant. Remove with a slotted spoon and drain on paper towel.

4. When the nuts are golden and still hot, toss through the spice mix and curry leaves. Serve warm.

* Garlic flakes are available from the spice aisle of supermarkets.



Zesty flavours and Aussie seafood go hand in hand with a cool cocktail

SYDNEY ROCK OYSTERS with lime & white soy

Serves 8-10 people

- 40ml lime juice
- 30ml white soy sauce
- 18 Sydney rock oysters, opened
- 1 x 20g jar of ocean trout roe
- 2 tbs finely chopped chives
- Crushed ice to serve

Method

Combine the lime juice and soy sauce in a bowl.

Fill a bowl with crushed ice and arrange oysters on top.

Dress oysters with lime and white soy, top with a small spoonful of roe and a sprinkle of chopped chives.



BEEF EMPANADAS with chimichurri dressing

Makes 28

- 1 tbs olive oil
 - 150g beef mince
 - ½ onion, finely chopped
 - 1 clove garlic, minced
 - ½ tsp smoked paprika
 - 2 tbs lemon juice
 - 2 tbs finely chopped coriander
 - 5 sheets frozen shortcrust pastry, thawed
 - vegetable oil, to deep fry
- ### CHIMMICHURRI
- ¼ cup finely chopped flat-leaf parsley
 - ¼ cup finely chopped coriander
 - juice of 2 limes
 - 1 clove garlic, minced
 - ¼ cup (60ml) olive oil



Method

1. Heat olive oil in a large frying pan over medium-high heat. Add beef, onion, and garlic, and cook, stirring occasionally, for 6-8 minutes or until meat is cooked and onions are soft. Stir in paprika, lemon juice and coriander, then season with salt and pepper. Set aside to cool.

2. To make chimichurri dressing, place all ingredients in a bowl and stir to combine. Season and set aside.

3. Using a pastry cutter, cut out 28 x 8cm rounds from pastry (alternatively, use an upturned glass). Place 1 teaspoon filling in the centre of a round. Lightly brush edges with water and fold in half, pressing edges to seal. Place on a tray and repeat with remaining rounds and filling. Refrigerate for 10 minutes, or until dough is firm.

4. To cook the empanadas, fill a wok or large saucepan two-thirds full with vegetable oil and place over high heat. Heat oil to 180C (or until a piece of bread will turn golden in 30 seconds). Working in batches, deep-fry empanadas, turning, for 1-2 minutes or until pastry is golden. Drain on paper towel and keep warm.

5. Serve warm with chimichurri dressing.

food: BEST BAR NONE



the drinks...

Cocktails by Hinky Dinks
on behalf of Little Fish Bar
at Flying Fish.

LADY ELDERFLOWER

(is a virgin!)

You need

- 20ml elderflower syrup/cordial
- 45ml cranberry juice
- 30ml pineapple juice

Garnish Lime wedges

Glass Large lowball glass

Method Place all ingredients in a cocktail shaker.

Shake vigorously and strain into glass filled with crushed ice.

Garnish with a squeeze of lime juice and place the wedge on the side of the glass. Alternatively, use a citrus zester to make a swirl of lime zest.

PASSIONFRUIT & RASPBERRY BRAMBLE

You need

- 45ml 42 Below passionfruit vodka
- 15ml Chambord
- 30ml fresh lemon juice (hand-squeezed)
- 20ml sugar syrup*
- 2-3 drops peach bitters

Garnish 3 raspberries

Glass Large lowball glass

Method Pour vodka, lemon juice and sugar syrup into glass and stir.

Fill glass with crushed ice. Slowly drizzle Chambord and bitters over ice. Garnish with raspberries on a short skewer.

MARIACHI MAI TAI

You need

- 15ml Cazadores tequila
- 30ml Bacardi OakHeart spiced rum
- 15ml De Kuyper triple sec or Cointreau
- 15ml Monin almond syrup*
- 10ml sugar syrup*
- 30ml fresh lime juice (hand-squeezed)
- 30ml pineapple juice

Garnish Fresh mint leaves and a lime wedge

Glass Tall or highball glass

Method Place all ingredients in a cocktail shaker with ice.

Shake vigorously and strain into glass filled with crushed ice.

Garnish with fresh mint leaves and a lime wedge.

NOTES ➔ Monin almond syrup is from specialty food shops.

➔ To make crushed ice either smash ice wrapped in a tea towel or place in a blender and blitz.

➔ To make sugar syrup, combine 1 cup caster sugar and 1 cup boiling water, then stir until sugar is dissolved. Sugar syrup will keep, refrigerated, for up to one week.





COUNTRY STYLE

ESCAPE TO THIS LAKESIDE RETREAT FOR AN INDULGENT WEEKEND WITH THE BEST LOCAL FOOD, WINE AND COMPANY

Words Trudi Jenkins Recipe Alla Wolf-Tasker Photography Mark Roper



Muted colours inspired by the surrounding landscape and a mix of textures and fabrics give The Retreat its inviting country-house look and a sense of place.

*USING LOCAL
AND SEASONAL
PRODUCE IS
THE MANTRA
AT LAKE HOUSE*

KITCHEN GARDEN



Much of The Retreat's furniture, including this dining table and chairs, came from Coco Republic, cocorepublic.com.au
OPPOSITE The kitchen garden yields fresh produce but most of the restaurant's supplies are sourced from local farms.



Daylesford's Lake House in country Victoria has long been a favourite weekend getaway for me. It reminds me of childhood holidays in Europe, with its pristine lakeside setting, scented gardens and 'restaurant with rooms' approach to hospitality. Run by renowned chef Alla Wolf-Tasker and her daughter Larissa, with artist husband/father Allan never far away, the hotel has the relaxed, restorative atmosphere that only transpires when your hosts are as hard-working and dedicated as this family is. It's a bit like watching the ducks on the water outside – serene on the surface with non-stop activity below. Alla and Larissa are consummate hosts, knowing only too well that a couple of days here is an indulgent break for their often frazzled guests (many of whom work in hospitality and recognise a professionally run joint when they see it!). Our pictures show The Retreat, the latest addition to the accommodation available at Lake House, and the ultimate escape for those lucky enough to visit this lovely property. lakehouse.com.au.





Bathing bliss

A garden shed adjoining The Retreat has been transformed into a private spa hut.

OPPOSITE An ornate chandelier gives the bathroom an opulent feel.





VANESSA'S TIP

A DRUM STOOL BRINGS A DECORATIVE TOUCH TO A BATHROOM

getaway: COUNTRY STYLE

VANESSA'S TIP

*PENDANT LIGHTS
ADD INDULGENCE
TO A BEDROOM*

Textured wallpaper and rich colours add a sense of luxury to the bedrooms. The bedhead is covered in Mulberry fabric. Find similar cushions [HERE](#)



Trudi
loves

EASY BRUNCH RECIPE!

Alla's fancy French toast

Preheat oven to 160C. Dip thick slices of brioche in a mix of 150ml milk and one egg. In a hot pan, melt some butter with a splash of oil. Cook the brioche slices until nicely coloured on both sides. Transfer to a baking sheet and top with goat's cheese or curd. Heat in oven for 2-3 minutes, then top with herb salad, quince paste and a drizzle of olive oil. Watch a video of Alla Wolf-Tasker making this dish [HERE](#)

>> play
video



artists & artisans...

French Touche

This is where I go to find the latest creations from French artists and artisans, including clothing, homewares, stationery, and jewellery. Tucked away in the 17th arrondissement which is well off the tourist trails, this fabulous boutique is full of affordable treasures. There is also a great online shop, and they ship around the world. **1 rue Jacquemont, 17th arrondissement. Metro: La Fourche.** frenchtouche.com.





Paris by Pia's

by Pia Jane Bijkerk

The stylist, photographer and author shares her secret haunts in the city of light

travel: PIA'S PARIS

designer den...

The Collection

This is an awesome space. There are handmade wallpapers, light features, children's toys and kitchenware, all beautifully crafted and designed in Europe. Owner Allison Grant has a fabulous eye, making the boutique an always inspiring place to peruse.

**33 rue de Poitou, 3rd
arrondissement. Metro: Saint-
Sébastien-Froissart. thecollection.fr**





METS TOI ICI, EN
PLEIN MILIEU DE
LA VIE. DE LA-
ON VOIT TOUTE
CHOSE DANS SA
PERSPECTIVE
RÉELLE.



J'AIM





restaurant rue...

Rue du Pot-de-Fer

5TH ARRONDISSEMENT

This is one of the most picturesque restaurant avenues of Paris that is always bustling with locals. It's where we meet friends for a casual meal of pot au feu, or to enjoy an aperol at one of the bars, looking at this quintessential Parisian view.

dessert plate...

L'Atmosphere

Right across the road from canal Saint Martin in the 10th arrondissement is one of my favourite cafes. I especially love the café gourmand dessert plate for just 8 euros – it's a delightful selection of little homemade sweets including a crème brûlée and a petit fondant, served with a coffee (or tea for us tea lovers).

49 rue Lucien Sampaix, 10th arrondissement. latmosphere.fr.



For lunch...

Café Louis Philippe

Straight out of the early 19th Century, this 'resto-bar' is one of our favourite lunch spots when in the 4th arrondissement. It serves traditional French dishes like oeuf durs mayonnaise (eggs with mayonnaise), endives au bleu et aux noix (endives, blue cheese and walnut salad) and boeuf bourguignon, all at reasonable prices. It's busy but mostly with locals. In summer, we love to sit outside in the courtyard, then after lunch we meander across the road to the Seine and soak in the atmosphere. **66, quai de l'Hôtel de Ville, 4th arrondissement. Metro: Pont Marie. cafelouisphilippe.com.**



For comics...

Philippe le Libraire

Just around the corner from L'Atmosphere is our go-to place for the latest French comics, many of which are limited edition and hand printed works of art. In France, comics are very popular, and this tiny shop is filled with the best collection. I always find a magical story or two here, and I've found reading French comics is a great way to learn the language. 32 rue des Vinaigriers, 10th arrondissement. Metro: Jacques Bonsergent.

ancient boutique...

Ultramod

This treasure chest of new and old ribbons, silks, felt and buttons is the most amazing ancient boutique (it's been selling haberdashery since 1890!). I would never have found this place if I wasn't told about it by Monsieur Legeron (whose fabric flower-making atelier is just around the corner). What can I say, I just adore this place. **Address: 2-3 rue de Choiseul, 2nd arrondissement. Metro: Quatre Septembre.**





perfect seat...

Square Gabriel Pierné

Named after the early 20th century composer Gabriel Pierné, this pocket-sized park is truly one of the sweetest little corners of Paris.

The benches are in the shape of open books and are nestled under the shade of stunning cherry blossoms whose petals float around your feet in spring. **Corner of rue Mazarine and rue de Seine, Saint-Germain-des-Prés quarter, 6th arrondissement.**

PIA'S BOOK, PARIS: MADE BY HAND (THE LITTLE BOOKROOM, \$24.95) IS AVAILABLE [HERE](#)

travel: IN THE HOOD



NEALE WHITAKER

My Surry Hills

BELLE MAGAZINE'S EDITOR-IN-CHIEF
AND JUDGE ON *THE BLOCK* TAKES US
ON A TOUR OF HIS LOCAL AREA

I love Sydney's Surry Hills. Love it in a never-want-to-leave way. I've lived in some pretty cool places on both sides of the world, but I've never felt connected to a neighbourhood in the way I do with the inner-urban scramble of postcode 2010. I was puffed-up with pride just recently when an American style magazine placed Surry Hills at number 23 on its list of the '50 Most Stylish Neighbourhoods in the World'. Not only were 'the hills' the only Australian suburb included, they were ahead of some tough competition, like London's uber-hip Dalston.

Let's be honest, Surry Hills is no beauty. She has some green bits, some grand old bits and plenty of crazily expensive bits, but somehow she's far lovelier than the sum of her parts. Even I, with the rose-tinted view of the smitten, can't pretend Cleveland St is anything other



"For once in my life I feel like a local.

I fit. Or maybe Surry Hills fits me"



than shabby, or the south end of Crown St anything more than scruffy. But what Surry Hills lacks in beauty, she makes up for with spirit, quirk and simple cool. And not an arrogant, posturing cool, either. More like an easy, comfortable-in-its-skin kind of attitude.

BUT WHAT SURRY HILLS LACKS IN BEAUTY, SHE MAKES UP FOR WITH SPIRIT, QUIRK AND SIMPLE COOL.

For me, Surry Hills really is one of the world's great urban villages, like Portobello or St Germain. When Dasher, the famous 'Crown Street dog' passed away recently, I felt overwhelmingly sad. And obviously so did the many other locals who turned his beloved little square of pavement into a shrine for several weeks. That's what Surry Hills does to you. Yes the coffee's great, the bars are glam and the food's the best in town. If you want to be really superficial you could add that the heels are higher and the haircuts slicker. We locals know all that, but what we love best is our suburb's heart. Because quite frankly, it has room in it for everyone.

travel: IN THE HOOD

My perfect Surry Hills day might include a visit to all of these...

The Book Kitchen

255 DEVONSHIRE ST

Still the best place in Surry Hills for a bacon and egg roll, and thus a breakfast meeting. Great people-watching on the street, but browsing the new and pre-loved cookbooks inside is also a treat.

thebookkitchen.com.au

Bourke Street Bakery

633 BOURKE ST

The all-day queues and rapid-fire delivery of coffees, breads and pastries at this original BSB are the stuff of legend. Come armed with patience, and leave indecision and claustrophobia at home.

bourkestreetbakery.com.au

The Standard Store

503 CROWN ST

Pricy but desirable European indie clothing and accessory brands for customers who still prefer old-fashioned touch-and-feel shopping to either Mr or Mrs Porter. The British Trickers shoes are my favourite.

thestandardstore.com.au

Title

499-501 CROWN ST

Incredible selection of hard-to-find books, DVDs, CDs and even some original vinyl. The fact that Title has expanded to a double shopfront is a source of joy. It's reassuring that people still love these things.

titlespace.com





"The queues at the original Bourke Street Bakery are the stuff of legend"



Gnome Espresso & Winebar

536 CROWN ST

The opposite side of the street gets all the action and accolades, but discerning types (ie. me) opt for this shady, quiet achiever which is now open for alfresco dinner too.

gnomeespresso.com

Twig Cafe at Garden Life

357 CLEVELAND ST

Service can be erratic but it's friendly and charming. My dogs love to sit in the courtyard amidst the pots, plants and water features. It's also licensed.

twigcafe.com.au

Chee Soon & Fitzgerald

387 CROWN ST

Can't imagine Crown St without this founding father. CSF was selling its eccentric, creative and well-edited homewares long before we thought of using the word 'curated'. Plus they have the best windows on the strip.

cheesoonfitzgerald.com

Mrs Red and Sons

427 CROWN ST

Can't imagine Crown St without this beautiful red door either. I just hope people want to keep buying the little treats and tchotchkes behind it.

mrsred.com

Gelato Messina

389 CROWN ST

I'm not a big gelato man, but I know that everyone else in the world adores Messina. I love the kooky mural and my partner David is drawn to this place like a magnet. A fridge magnet.

gelatomessina.com

travel: IN THE HOOD

SURRY HILLS REALLY IS ONE OF THE WORLD'S GREAT URBAN VILLAGES, LIKE PORTOBELLO OR ST GERMAIN.

Spice I Am

90 WENTWORTH AVE

It's not a weekend without at least one lunch en famille (David and dogs) at Spice I Am. A bottle of wine and a pavement table can make instant nirvana of Wentworth Ave and the food's ambrosial. I crave these flavours when I'm overseas and it's the closest to Bangkok you'll get in Sydney.

spiceiam.com

Mondo Luce

439 CROWN ST

One of the best-edited selections of lamps and lighting in Sydney, if not Australia. Like CSF, Mondo Luce is one of the elder statesmen of Surry Hills.

mondoluce.com

Toko

490 CROWN ST

It's definitely the Crown St strip's show pony, but to be honest it's the best place to spot the people I admire most, like Mel B. Toko is expensive but the food is sublime and it's long been my lunch venue of choice.


toko.com.au

Missy K

57A FITZROY ST

Missy K, Non La and Cochin are a trio of great Asian restaurants on this busy strip where Fitzroy St meets Bourke St. Missy K's dumpling and tea house is the cool new kid on the block, and deservedly popular.

missyk.com.au



"It's not a weekend without at least one lunch en famille at Spice I Am"



Komachi

426 CLEVELAND ST

Owner Yasuko brings integrity and gracious service to this simple little dining room opposite the Surry Hills Shopping Village. There are showier Japanese eateries on offer, but this is the one we return to again and again.

komachi.com.au

Paper2

477 CROWN ST

It's almost unfashionable to love paper so much these days, but Paper2 is the Ladurée of paper, a temple of cards, gift wrap and paper ephemera.

I caught actress Carey Mulligan 'oohing' and 'ahhing' in here while she was filming *The Great Gatsby*.

paper2.com.au

MCM House

3/276 DEVONSHIRE ST

Everyone in the Sydney interiors world knows Chuck and Bob, who moved their eclectic but glamorous furniture warehouse from the north shore, first to Waterloo and now to its new home on Devonshire St. Think custom-designed and oversized everything, from mirrors to dining tables and lounges.

mcmhouse.com

Porteño

358 CLEVELAND ST

The last word on Surry Hills style. The award-winning team at Porteño brought their quiffed, tattooed and deliciously retro take on the Argentinian barbecue to a forgotten stretch of Cleveland St and made it the go-to address in town.

porteno.com.au



pöl

*You can now shop the
POL High Summer
range on hardtofind.com.au*

The Blooms collection consists of versatile shapes
in soft knits, cottons and silks for everyday
wearability, to beautifully digital printed pieces
that are perfect for the party season.

ALL WITH FREE SHIPPING

.....



IDEAS

CHRISTMAS

HANDMADE HOME

DECK THE HALLS

*Making your own Christmas decorations is
a fun way to personalise gifts and add a special
touch to the tree and table*

Styling Vanessa Colyer Tay Photography Nigel Lough



Christmas decorative
baubles by Anne
Black, from \$18; Anne
Black 'small seam'
flower pot, \$55.

sticker candle holders

You need

- ➔ Small red and gold star stickers (available from newsagents)
- ➔ Clean and dry glass bottles (we used juice bottles)
- ➔ White candles slim enough to fit your bottles, or slightly thicker ones that you can trim down to fit
- ➔ A blade to trim your candles

Method

- 1** Randomly place star stickers all over the glass bottles.
- 2** Check that your candles fit in the bottle openings securely. If not, gently shave the bottom of the candles with a blade until they fit snugly inside without wobbling.
- 3** Light your candles for a gorgeous table centrepiece.

tabletop trees

You need:

- ➔ 2 strips of balsa wood or thick cardboard. (We used 915mm x 75mm x 1mm pieces)
- ➔ A cutting mat
- ➔ A pencil
- ➔ A scalpel or Stanley knife

Method

- 1** Lay the balsa wood on the cutting mat or work surface. Using our tree template (opposite), draw two outlines onto the balsa wood.
- 2** Using the scalpel, cut out your tree pieces. (You will need two pieces per decoration.)
- 3** Cut a slit vertically through the centre of one tree from the top to the middle. Repeat on the second tree from the bottom to the middle.
- 4** Slot the second tree over the first tree to create an upright decoration.
- 5** Repeat the process with different sized trees.



Hare lantern, \$19.95.



Tip Balsa wood is available from art supply shops

PAINT OR DECORATE THE TREES ANY WAY YOU LIKE

embroidery hoop wreath

You need

- ➔ 20cm embroidery hoop
- ➔ Red or orange paint and a paint brush (optional)
- ➔ 10m of thick red cord
- ➔ 1 long piece of fabric to create a bow
- ➔ A needle and cotton thread.

Method

- 1** Separate the two circles of the embroidery hoop. If using paint, paint the outer circle and set aside to dry.
- 2** Wind cord tightly around inner circle of embroidery hoop until it is entirely covered. Secure with a knot. Once the outer circle is dry, slot it over the inner circle and tighten.
- 3** To form a bow, wrap the fabric length around your palm a few times until, when you remove it, it forms a solid rectangle. Cut off any remaining length. Using needle and thread, secure in the centre with a small stitch.
- 4** Wrap a short piece of fabric around centre of the rectangle to form a bow. Secure with a small stitch.
- 6** Cut two long pieces from leftover fabric to form the bottom ribbons, cutting indents in the base of each. Secure to the back of the bow with a small stitch.
- 7** Sew completed bow onto bottom of the hoop, stitching through the back of the bow and around the hoop.

Tip Embroidery hoops are available from Spotlight and Lincraft

string art tags

You need

- ➔ 100mm x 100mm square pieces of cardboard or balsa wood
- ➔ A pencil
- ➔ Something fine, sharp and pointy to pierce holes in the cardboard or wood
- ➔ Thick red or white thread, cord or ribbon
- ➔ Double-sided tape or glue


Method

- 1 Mark the points of a star on your cardboard with pencil, then pierce large holes through each point.
- 2 Thread cord through holes to form your star (pay no attention to what shape is forming on the back).
- 3 Cut cord and secure to the back of the cardboard with tape.
- 4 Place another square piece of cardboard over the back and adhere with double-sided tape or glue.
- 5 Pierce one large hole at the top for the tag loop. Thread through one long piece of cord and tie in a knot.

'Silver Merry Christmas' and 'Christmas decorations' cards, \$7 each; Deer wall hook, \$19.95.

TIP USE DIFFERENT CARDBOARD SHAPES TO MIX THINGS UP





Dove melamine plates, \$16.95 each; Anne Black 'small seam' flower pot, \$55.

baking paper bon bon

You need

- ➔ White baking or tissue paper
- ➔ Small cardboard tubes
- ➔ Ribbon or cord
- ➔ Chocolates or sweets to fill up bon bons
- ➔ Scissors
- ➔ Double-sided tape or glue

Method

1 Cut a rectangle out of your paper, approximately 18cm longer than your tube and wide enough to wrap

around tube at least 5 times.

2 Place tube in the centre along one edge of paper rectangle. Roll up tube in paper then secure with tape.

3 Tie a piece of ribbon around one end of tube, then fill up bon bon with chocolate. Tie ribbon around other end to secure.

4 Shred ends of paper on each side with scissors, then fluff out with your hands.

5 Attach a tag or decoration to each bon bon with double-sided tape or glue. Or, finish with a stamp.

TIP EMPTY BAKING PAPER OR FOIL ROLLS WORK WELL AS CARDBOARD TUBES

wrapped baubles

You need

- ➔ Small deco foam balls (available from Lincraft)
- ➔ Long lengths of various ribbons and decorative trims.
- ➔ Flat-head pins

Method

- 1** Secure one end of ribbon to foam ball using a flat-head pin.
- 2** Continuously wrap ribbon around ball, occasionally securing with pins until entire ball is covered.
- 3** Secure with another pin leaving enough length to create a hanging loop.

Christmas decorative baubles by Anne Black, from \$18.

TIP TO MAKE A GARLAND, CONNECT ALL BAUBLES TOGETHER WITH ONE LONG PIECE OF RIBBON



GIFT RAPT

*Gift-giving is deliciously easy with Lyndey Milan's
brown-sugar shortbread and chilli chocolate truffles*

Photography Steve Brown
Styling David Morgan



ideas: GIFT RAPT

BROWN SUGAR SHORTBREAD STARS

Makes 40

*Preparation 20 mins
(plus 1hr chilling time).*

Cooking 10 mins

- 250g butter, softened
- ¼ cup (50g) firmly packed brown sugar
- ⅓ cup (75g) caster sugar
- ½ teaspoon vanilla bean paste
- 2 cups (330g) plain flour
- ¼ cup (40g) rice flour
- 1–2 tbs demerara sugar

Method

1 Using an electric mixer, beat butter, brown sugar, caster sugar and vanilla until light and fluffy. Add the flours and beat on low speed until just combined.

2 Divide the dough into 2 equal portions and gently knead each until smooth. Form each portion into a 10cm-diameter log (or one slightly larger than your cutter). Wrap tightly in plastic wrap and roll gently into a cylinder. Refrigerate for 1 hour or until firm.

3 Preheat the oven to 170C (150C fan-forced). Line two baking trays with baking paper.

4 Cut logs widthwise into 5mm slices, then cut slices into star shapes using a star cutter. Place on prepared baking trays. Sprinkle with demerara sugar.

5 Bake for 10–15 minutes or until just firm. Transfer to a wire rack to cool. Will keep, refrigerated for 2 weeks.

play video

CHILLI CHOCOLATE TRUFFLES

Makes 24 truffles

Preparation 5 mins

Cooking time 5 – 10 mins

- 1 cup (250ml) pouring cream
- 300g good quality dark chilli chocolate (such as Lindt Excellence Chilli), chopped or grated
- 2 tbs Kahlua, Tia Maria or freshly made espresso
- 1–3 tbs cinnamon sugar or cocoa

Method

1 Place cream in a saucepan over medium heat and bring to the boil. Reduce heat to low and simmer until thick, bubbly and reduced by half. Remove from heat and add chocolate and

liqueur. Stir until the chocolate has melted.

2 Cool chocolate mix in the refrigerator, stirring occasionally, until thick enough to pipe or roll. Place into a piping bag with a star nozzle and pipe into tiny patty cases. Sprinkle with 1 tbs cinnamon sugar or cocoa.

3 Alternatively, spread cinnamon sugar on a plate, drop teaspoonfuls of chocolate mixture on top. Toss to coat then quickly roll into balls between your palms. Refrigerate until needed.

LYNDEY'S TIP

You could add ¼ teaspoon chilli powder to the recipe for extra heat

play video



For more ideas, watch 'Lyndey's Cracking Christmas', premiering Monday, December 10 at 8.30pm on the LifeStyle FOOD channel.





chili
choc



Colour you

Stylist extraordinaire Victoria Alexander explains why we all need



er world

ed colour in our lives



ideas: COLOUR YOUR WORLD

I'm drawn to what's beautiful in the world and colour has the ability to give instantaneous, uncomplicated pleasure.

Colour is an expansion from my last book, *One*, which is about finding yourself and loving what you find – life's as bright and simple or as dull and difficult as you make it. It's layered, deconstructed, and about showing your true colours and using something that constantly surrounds us in endless combinations, shades and tones, as a source of joy.

Colour is evocative and much more than just an expression of personal taste. It has a direct, positive or negative, effect on our mood. Your mood affects your emotions, which in turn affects your decisions. Although you may be unaware of where a good or bad, happy or sad mood comes

About the author

Victoria Alexander has worked as a fashion editor for *Vogue* and *Cosmopolitan*, and as a freelance stylist and art director for stills and TV commercials. She established a production company called The Film Business, Sydney's first small boutique hotel, The Russell, and The Bathers Pavilion restaurant and cafe in Balmoral. These days she loves travelling, writing and "picture-hunting" with her camera. *Colour* is her third book.



"I'm drawn to what's beautiful in the world and colour has the ability to give instantaneous, uncomplicated pleasure."



*beautiful in the world, and colour has the
ability to give instantaneous, uncomplicated pleasure”*





from, they are the subconscious state by which you view your world. The mood you are in also influences the way your brain perceives, stores and recalls information.

Apart from encouraging you to see colour with new eyes, *Colour* speaks to the similarities of the human spirit in all of us. It celebrates travel, something that is fatal to prejudice, bigotry, and narrow-mindedness. I have fallen in love with indigenous cultures and travel to photograph people, almost anywhere. There are images from ten countries and lessons to be learned from their distinctive use of colour.


Learning to use colour in an individual way is relatively simple: try something, then do more of what works and build on that, which leads to something else. The trick is doing the something else.

ideas: COLOUR YOUR WORLD



About the book

Colour (\$39.99, Murdoch Books) explores the historical, cultural and emotional meanings of colour. Purchase a copy of this gorgeous book with silk cover [HERE](#)



1. MY TWO GORGEOUS CHILDREN

2. Continually being inspired by the amazing women attending my creativity workshops at my farm in Bangalow (right).



3. Pink peonies. One of my all-time favourites.

GETTY IMAGES

4. MY EARLY MORNING SWIM AND COFFEE



5.

Light blue and green Pantone flower pots, from \$11.95 each.

PANTONE
UNIVERSITY
318 EC

PANTONE
UNIVERSITY
14-6324

SHANNO. 10 TH I lo

A FEW FAVOURITES FROM
BANGALOW INTERIOR

6. French Savon

10. Essential oil candles. I have at least one burning all the time!



9. VINTAGE WALLPAPERS



8. 'Flowers in the field' pillowcase from the Shannon Fricke bed linen range.

SHANNON FRICKE
SHANNON FRICKE
LOVE (right now...)

FROM THE TALENTED
DESIGNER AND STYLIST

de Marseille soap, \$15.

7. Hilary Herrmann's whimsical oil paintings. *Circus Tricks II* (right) is a collaboration of hers with artist Michelle Dawson.



