

GANADO FIRE DISTRICT

REGULAR FIRE BOARD

MEETING



"Protect life and property"



Governing Board Members

Lela Sangster, Board Chairperson

Jeremy Curtis, Board Clerk

LaVerne Joe, Board Member

Joey Apachee, Board Member

District Administrators

Dewayne Woodie, Fire Chief

Marcarlo Roanhorse, Administrative Assistant

Chantel Cook, Office Clerk

Lennix Peshlakai, Ganado EMS/Fire Lieutenant

Jeremy Begay, Steamboat Fire Lieutenant

Evander Leonard, Klagetoh Fire Lieutenant

Shirlene Attson, Communication Supervisor

DECEMBER 6, 2017

LOCATION: GANADO FIRE STATION 1



GANADO FIRE DISTRICT

P.O. BOX 718 GANADO, ARIZONA 86505 (928) 755-3424
FAX: (928) 755-6330

ESTABLISHED 1982

PUBLIC NOTICE OF REGULAR MEETINGS GANADO FIRE DISTRICT GOVERNING BOARD

PLEASE TAKE NOTICE THAT the **Governing Board of Ganado Fire District**, pursuant to **A.R.S. 38-431.09**, hereby gives notice that it will hold its regular meeting on the following dates, at the following time and place:

DATE: **December 06, 2017**
PLACE: **Ganado Fire Station**
TIME: **6:00 P.M. MST**

Copies of agendas for regular and special meetings and executive sessions may be obtained at:
Ganado Fire District, Station One, Ganado, Arizona 86505

The respective agenda will be available to the public at such location not less than 24 hours prior to a meeting, unless the meeting covers an emergency as provided in **A.R.S. 38-431.02**.

Executive sessions may be held by the Governing Board Meeting as provided in **A.R.S. 38-431.03**. Notice of executive sessions will also be posted at the posting place 24 hours prior to meeting unless the meeting covers an emergency as provided in **A.R.S. 38-431.02**.

The Governing Board reserves the right to hold special meetings at times and places other than mentioned above. Notice of the time and place of any special meeting will be posted at the posting place as provided in **A.R.S. 38-431.02**.

DATED this 05th day of December, 2017
NAME OF DISTRICT: Ganado Fire District
BY: Dewayne Woodie, Fire Chief

CALL MEETING TO ORDER



ROLL CALL

MS. LELA SANGSER - BOARD CHAIRPERSON

MR. JEREMY CURTIS - BOARD CLERK

MS. LAVERNE JOE - BOARD MEMBER

MR. JOEY APACHEE - BOARD MEMBER



THE PLEDGE OF ALLEGIANCE



*"I pledge allegiance to the flag
of the United States of America,
and to the republic for which it stands,
one nation, indivisible, with liberty
and justice for all."*

APPROVAL OF
AGENDA





ESTABLISHED 1982

GANADO FIRE DISTRICT

P.O. BOX 718

GANADO, ARIZONA 86505

(928) 755-3424

FAX: (928) 755-6330

NOTICE OF PUBLIC MEETING OF THE BOARD OF DIRECTORS

PURSUANT TO A.R.S. 38-431.02 NOTICE IS GIVEN TO THE BOARD OF DIRECTORS OF THE GANADO FIRE DISTRICT BOARD AND TO THE GENERAL PUBLIC THAT THE BOARD WILL HOLD A MEETING OPEN TO THE PUBLIC ON **DECEMBER 06, 2017**, BEGINNING AT **18:00 P.M. MST** AT THE **GANADO FIRE STATION, GANADO, ARIZONA**. *THE BOARD OF DIRECTORS MAY VOTE TO DISCUSS THIS MATTER IN EXECUTIVE SESSION PURSUANT TO A.R.S. 38-431-03. THE NAME OF THE INDIVIDUALS INVOLVED MAY BE OBTAINED FROM THE FIRE CHIEF'S OFFICE.

AGENDA

1. **CALL TO ORDER**
2. **ROLL CALL**
3. **PLEDGE OF ALLEGIANCE**
4. **APPROVAL OF AGENDA**
5. **INFORMATION ONLY:** Items to be heard only; the Board will not propose, discuss, or take legal action during the meeting unless the specific matter is properly noticed for legal action.
 - A. Apache County Treasurer Report.
6. **APPROVAL OF PREVIOUS MEETING MINUTES**
 - A. Review, discuss and possible action to approve the meeting minutes of Regular Board Meeting on October 18, 2017.
7. **CALL TO THE PUBLIC:** Consideration of concerns and comments from the public. Those wishing to address the Board are required to fill out a Request to Address the Board Form and Sign the Attendance Sign-In Sheet. Members of the Board may not discuss items that are not on the agenda. Therefore, action taken as a result of public comment will be limited to directing staff to study the matter or to scheduling the matter for further consideration and decision at a later date.
8. **REPORTS**
 - A. Review, discuss and possible action to approve October 2017 Fire Chief District Report.
 - B. Review, discuss and possible action to approve October 2017 District Budget Report.
9. **NEW BUSINESS**
 - A. Review, discuss, and possible action to approve attendees to the AFDA 2018 Winter Conference in Laughlin, NV (January 12 & 13, 2017).
 - B. Review, discuss and possible action to approve Board Resolution authorizing signers on all Ganado Fire District National Bank of Arizona Account(s).
 - C. Review, discuss and possible action to approve Board Resolution authorizing signers on Ganado Fire District Bank of America Account(s).
10. **DATE AND TIME OF NEXT MEETING:**
 - A. Review and discuss next Regular Board Meeting
11. **BENEDICTION BY INVITATION**
12. **ADJOURNMENT**

DATED this 05th day of December, 2017
NAME OF DISTRICT: Ganado Fire District
BY: Dewayne Woodie, Fire Chief

Posted on this 05th day of December 2017 at 18:00 P.M. MDT by: Mr. Marcarlo Roanhorse, Admin. Assistant

GANADO FIRE DISTRICT



INFORMATION ONLY APACHE COUNTY TREASURER REPORT

APPROVAL OF
PREVIOUS
MEETING MINUTES



BOARD
meeting
minutes



GANADO FIRE DISTRICT

P.O. Box 718

GANADO, ARIZONA 86505

(928) 755-3424

FAX (928) 755-6330

BOARD OF DIRECTORS REGULAR BUSINESS MEETING FOR AUGUST 2017 October 18, 2017

1. **CALL TO ORDER:** Regular Board Meeting of Ganado Fire District was called to order at 18:08 P.M. M.D.T. by Ms. Lela Sangster.

2. **ROLL CALL** called by Mr. Marcarlo Roanhorse, Mr. Roanhorse affirmed a quorum was present.

MEMBERS PRESENT:

Ms. Lela Sangster, Fire Board Chairperson

Mr. Jeremy Curtis, Fire Board Clerk

Mr. Joey Apachee, Fire Board Member

MEMBERS ABSENT:

Ms. LaVerne Joe, Fire Board Member

3. **PLEDGE OF ALLEGIANCE:** Given by Fire Chief Dewayne Woodie.

4. **APPROVAL OF AGENDA:** Mr. Joey Apachee motioned to approve the agenda and was second by Mr. Jeremy Curtis. Voice Vote: Ms. Lela Sangster - I; Mr. Jeremy Curtis - I; Mr. Joey Apachee - I. Motion was carried for approval with 3 in favor 0 opposing and 0 Abstain.

5. **INFORMATION ONLY:** Apache County Treasurer in not present, she will be present at the next board meeting.

6. APPROVAL OF MINUTES:

➤ Review, discuss and possible action to approve the meeting minutes of Regular Board Meeting on September 27, 2017.

i. Mr. Jeremy Curtis motioned to approve the previous regular board meeting minutes (September 27, 2017) and was second by Mr. Joey Apachee. Voice Vote: Ms. Lela Sangster - I; Mr. Jeremy Curtis - I; Mr. Joey Apachee - I. Motion was carried for approval with 3 in favor 0 opposing and 0 Abstain.

7. **CALL TO THE PUBLIC:** None. Ms. LaVerne Joe became present at 18:18 P.M. M.D.T.

8. REPORTS:

➤ Review, discuss, and possible action to approve September 2017 Fire Chief District Report. Mr. Jeremy Curtis motioned to review and discuss item 8.a. (September 2017 Fire Chief Report) and 8.b. (September 2017 District Budget Report) and was second by Mr. Joey Apachee.

i. Fire Chief Dewayne Woodie presented the Fire Chief's report and gave a highlighted report.

- ii. Administrative Assistant Mr. Marcarlo Roanhorse presented September 2017 District Budget report and gave a highlighted report on current standing on the district budget. Mr. Jeremy Curtis motioned to approve item 8.a. (September 2017 Fire Chief Report) and 8.b. (September 2017 District Budget Report) and was second by Mr. Joey Apachee. Vote: Ms. Lela Sangster - I; Mr. Jeremy Curtis - I; Ms. LaVerne Joe - I; Mr. Joey Apachee - I. Motion was carried for approval with 4 in favor 0 opposing and 0 Abstain.

9. DATE AND TIME OF NEXT MEETING:

- November 15, 2017 at 6:00 P.M. M.S.T at Ganado Fire Station 1.
- Alternative Date: November 29, 2017 at 6:00 P.M. M.S.T at Ganado Fire Station 1.

10. BENEDICTION BY INVITATION: Given by Ms. LaVerne Joe.

- 11. ADJOURNMENT:** Mr. Jeremy Curtis motioned for adjourn at 18:49 P.M. M.S.T and second by Ms. LaVerne Joe. Voice Vote: Ms. Lela Sangster - I; Mr. Jeremy Curtis - I; Ms. LaVerne Joe - I; Mr. Joey Apachee - I. The motion was carried with 4 in favor 0 opposed and 0 abstain. Regular Fire Board meeting is adjourn at 18:49 P.M. M.S.T by Ms. Lela Sangster.

Ms. Lela Sangster, Fire Board Chairperson

Mr. Jeremy Curtis, Fire Board Clerk

Ms. LaVerne Joe, Fire Board Member

Mr. Joey Apachee, Fire Board Member

CALL TO THE PUBLIC



REPORTS



GANADO FIRE DISTRICT
FIRE CHIEF REPORT



PRESENTED BY FIRE
CHIEF DEWAYNE
WOODIE



GANADO FIRE DISTRICT

P.O. BOX 718 GANADO, ARIZONA (928) 755-3424
 FAX: (520) 755-6330

Fire Chief Monthly Report October 2017

REPORT SUMMARY

A. PERSONNEL

1. Monthly Call (*Exhibit A*) and Training Attendances

| DEP'T | CAREER | PART-TIME | VOLUNTEER | CALL VOLUME | IN-HOUSE TRAINING HOURS | OUTSIDE TRAINING HOURS | PERSONNEL |
|-----------|--------|-----------|-----------|-------------|-------------------------|---------------------------------|---|
| ADMIN | X | | | 5 | 1/1 | 16 | Dewayne Woodie, Fire Chief/EMT |
| | X | | | NA | NA | 0 | Marcarlo Roanhorse, Administrator Assistant |
| | | X | | NA | NA | 0 | Chantel Cook, Clerk |
| DISPATCH | X | | | 1 | 0/0 | 0 | Shirlene Attson, Communication Supervisor/EMT |
| | X | | | 2 | 0/0 | 0 | Jennifer Yazzie, Dispatcher |
| | X | | | 0 | 0/0 | 0 | Harriett Begay, Dispatcher |
| | X | | | 0 | 0/0 | 0 | Jon-Mykal Tsinajinnie, Dispatcher |
| | | X | | 0 | 0/0 | 0 | Shermayne Stash, Relief Dispatcher |
| OPERATION | X | | | 51 | 1/1 | 0 | Lennix Peshlakai, Fire/EMS Lieutenant/EMT-B |
| | X | | | 26 | 1/1 | 0 | Evander Leonard, Fire Lieutenant/EMT-B |
| | X | | | 11 | 1/1 | 0 | Jeremy Begay, Fire Lieutenant/EMT-B |
| | | | X | 14 | 1/1 | 0 | Alfred John, Fire Engineer |
| | | | X | 0 | 0/0 | 0 | Celeste Cardy, Firefighter II/EMT-B |
| | X | | | 33 | 1/1 | 0 | Johnavan Wagoner, Firefighter II |
| | | | X | 21 | 1/1 | 0 | Rory James, Firefighter II |
| | | | X | 6 | 1/1 | 0 | Marcarlo Roanhorse, Firefighter II/EMT-B |
| | | | X | 31 | 1/1 | 0 | Latasha Lee, Firefighter Trainee |
| | | | X | 4 | 1/1 | 0 | Jon-Mykal Tsinajinnie, Firefighter II |
| | | | X | 0 | 0/0 | 0 | Austin R. Mooney, Firefighter Trainee |
| | | | X | R | R | R | Corey Attson, Firefighter Trainee |
| | | | X | 1 | 1/1 | 0 | Chantel Cook, Firefighter Trainee |
| | | | X | 1 | 0/1 | 0 | Delbert Kinlichee, Firefighter Trainee |
| | | | X | 0 | 0/1 | 0 | Delvecchio Wilson, Firefighter II |
| | | X | 14 | 1/1 | 0 | Mimi Begay, Firefighter Trainee | |
| | | X | 3 | 0/1 | 0 | Byron James, Explorer | |
| | | X | 0 | 0/1 | 0 | Cassius Tsosie, Recruit | |
| | | X | 15 | 1/1 | 0 | Deatrice Sam, Recruit | |

R = Reserve M = Medical Leave RC = Recruit

2. Deatrice Sam is still working on submitting her documentations for her Volunteer Firefighter Trainee Application.

B. INCIDENTS (Non-Urgent and Urgent):

1. Fire/EMS incidents - 122 incidents (*Exhibit B*)
 - a. A breakdown of Monthly Incidents is on *Exhibit C*
2. Navajo Nation Law Enforcement incidents – 67 incidents (*Exhibit B*)

C. ACCOMPLISHMENTS:

1. FIRE DISTRICT

- a. October 18, 2017 [6pm-8pm]: The Ganado Fire Board had it Regular Governing Board Meeting at the Ganado Fire Station Training Room.
- b. October 24, 2017 [9am-1pm]: Five GFD Personnel attended the Annual Snow Meeting sponsored by Arizona Department of Transportation (ADOT) Road Maintenance Section. Update meeting on ADOT will maintain the Arizona State Road (e.g. SR264, US191)

2. COMMUNITY

- a. October 2, 2017 [9am-4pm]: AHSI Adult/Child/Infant CPR and First Aid Training for the community held at the Ganado Fire Station Training Room.
- b. October 9, 2017 [9pm-1pm]: Fire Safety and Extinguisher Training for the community held at the Ganado Fire Station Training Room.
- c. October 25, 2017 [2pm-5pm]: AHSI Adult/Child/Infant CPR Training for the Keams Canyon Elementary School Employees held at their facility in Keams Canyon, Arizona. AHSI First Aid Training is scheduled until a further date.
- d. October 31, 2017 [8am-11am]: Six GFD Personnel judged the Halloween Costume for the Ganado Unified School District (GUSD) Primary and Intermediate Students.

D. MAINTENANCE

1. Ganado Fire Station - Lt. Peshlakai is the custodian for Station
 - a. All apparatus are in-services.
2. Steamboat Fire Station - Lt. Jeremy Begay is the custodian for Station
 - a. All apparatus are in-services.
3. Klagetoh Fire Station - Lt. Leonard is the custodian for Station
 - a. All apparatus are in-services.

E. TRAINING for FIRE, EMS, and DISPATCH

1. In-house Fire/EMS Training:

- a. October 3, 2017 [1800-2100]: Training was on how to apply splints to immobilize an unstable limb. Where to locate the splints and/or immobilization devices on the E.M.S. Apparatus. Have the E.M.T. Provider check the immobilized device prior to transporting the victim to the Hospital Emergency Room.

F. ANNOUNCEMENTS (Community Training/Presentation and Notification):

1. December 11, 2017 [9am-1pm]: Monthly "*Fire Safety and Extinguisher Training*" at the Ganado Fire Station – Training Room. If any questions regarding the training call (928)755-3424.
2. December 15, 2017 [1pm-4pm]: '*Annual GFD Christmas Dinner*' for the Ganado Fire District Personnel and their families at the Ganado Chapter House.
3. January 1, 2018 [9am-4pm]: Monthly "*AHSI CPR and First Aid Training*" at the Ganado Fire Station – Training Room. If any questions regarding this event call (928)75-3424.
4. January 8, 2018 [9am-1pm]: Monthly "*Fire Safety and Extinguisher Training*" at the Ganado Fire Station – Training Room. If any questions regarding this event call (928)755-3424.
5. January 11-13, 2018 [8am-5pm]: Annual 2018 Arizona Fire District Association (AFDA) Winter Conference in Laughlin, Nevada.

EXHIBIT A

2017 Personnel Run Tally

| Personnel | | Jan | Feb | Mar | Apr | May | Jun | Jul | Aug | Sept | Oct | Nov | Dec | YTD |
|----------------------------|------|------------|------------|------------|------------|------------|------------|------------|------------|------------|------------|----------|----------|------------|
| Attson, Corey | 0069 | 0 | 0 | 0 | 0 | 0 | 0 | 0 | 0 | 0 | 0 | | | 0 |
| Begay, Jeremy | 0052 | 15 | 16 | 11 | 13 | 25 | 15 | 18 | 22 | 20 | 11 | | | 25 |
| Cardy, Celeste | 0080 | 2 | 1 | 0 | 2 | 0 | 0 | 0 | 0 | 0 | 0 | | | 2 |
| Cook, Chantel | 0095 | 7 | 3 | 1 | 1 | 2 | 5 | 5 | 6 | 8 | 1 | | | 8 |
| James, Rory | 0088 | 26 | 17 | 14 | 11 | 33 | 17 | 19 | 20 | 19 | 21 | | | 33 |
| John, Alfred | 0033 | 36 | 1 | 10 | 5 | 18 | 11 | 9 | 6 | 16 | 14 | | | 36 |
| Lee, Latasha | 0093 | 32 | 19 | 24 | 25 | 36 | 19 | 23 | 25 | 32 | 31 | | | 36 |
| Leonard, Evander | 0054 | 18 | 17 | 25 | 27 | 33 | 19 | 46 | 15 | 48 | 26 | | | 48 |
| Monney, Austin | 0094 | 0 | 4 | 0 | 0 | 0 | 0 | 0 | 0 | 17 | 0 | | | 17 |
| Peshlakai, Lennix | 0048 | 37 | 15 | 27 | 10 | 21 | 17 | 33 | 39 | 38 | 51 | | | 51 |
| Roanhorse, Macarlo | 0078 | 12 | 10 | 8 | 4 | 13 | 10 | 5 | 7 | 11 | 6 | | | 13 |
| Tsinajinnie, Jon-Mykal | 0085 | 7 | 3 | 5 | 3 | 4 | 4 | 2 | 5 | 3 | 4 | | | 7 |
| Tsinajinnie, Lionel | 0086 | 2 | 0 | 0 | 0 | 0 | 0 | 0 | 0 | 0 | 0 | | | 2 |
| Wagoner, Johnavan | 0066 | 53 | 19 | 27 | 29 | 31 | 40 | 34 | 39 | 36 | 33 | | | 53 |
| Woodie, Dewayne | 0036 | 5 | 4 | 8 | 4 | 15 | 12 | 3 | 4 | 2 | 5 | | | 15 |
| Mimi Begay | | | | | | 20 | 9 | 10 | 14 | 12 | 14 | | | 20 |
| Delbert Kinlichee | | | | | | 11 | 0 | 1 | 2 | 2 | 1 | | | 11 |
| Delvecchio Wilson | | | | | | 4 | 1 | 3 | 1 | 0 | 0 | | | 4 |
| Explorer 1 B. James | | | | | | | 1 | 2 | 6 | 7 | 3 | | | 7 |
| Recruit 7 C. Tsosie | | | | | | | 1 | 0 | 0 | 0 | 0 | | | 1 |
| Recruit 8 D. Sam | | | | | | | | | 2 | 5 | 15 | | | 15 |
| | | | | | | | | | | | | | | 0 |
| | | | | | | | | | | | | | | 0 |
| | | | | | | | | | | | | | | 0 |
| Communications | | | | | | | | | | | | | | 0 |
| Attson, Shirlene | 0002 | 0 | 0 | 1 | 0 | 0 | 2 | 0 | 1 | 1 | 1 | | | 2 |
| Yazzie, Jennifer | 0068 | 0 | 0 | 0 | 0 | 0 | 0 | 0 | 0 | 2 | 2 | | | 2 |
| Begay, Harriet | 0101 | 0 | 0 | 0 | 0 | 0 | 0 | 0 | 0 | 0 | 0 | | | 0 |
| Tsinajinnie, JonMykal | 0085 | 0 | 0 | 0 | 0 | 0 | 0 | 0 | 0 | 0 | 0 | | | 0 |
| Stash, Shermayne | 0102 | 0 | 0 | 0 | 0 | 0 | 0 | 0 | 0 | 0 | 0 | | | 0 |
| Total for the Month | | 252 | 129 | 161 | 134 | 266 | 183 | 213 | 214 | 279 | 239 | 0 | 0 | 408 |
| Top for the Month | | 53 | 19 | 27 | 29 | 36 | 40 | 46 | 39 | 48 | 51 | 0 | 0 | 53 |

EXHIBIT B

Ganado Fire District Monthly Statistics

| Year | Jan | Feb | Mar | Apr | May | Jun | Jul | Aug | Sept | Oct | Nov | Dec | YTD |
|------|-----|-----|-----|-----|-----|-----|-----|-----|------|-----|-----|-----|------|
| 2017 | 206 | 111 | 124 | 96 | 131 | 121 | 130 | 118 | 119 | 122 | | | 1278 |

Navajo Nation Police Monthly Statistics

| Year | Jan | Feb | Mar | Apr | May | Jun | Jul | Aug | Sept | Oct | Nov | Dec | YTD |
|------|-----|-----|-----|-----|-----|-----|-----|-----|------|-----|-----|-----|-----|
| 2017 | 68 | 61 | 77 | 62 | 102 | 81 | 89 | 68 | 60 | 67 | | | 735 |

Fire Safety and Extinguisher Training Statistics

| Year | Jan | Feb | Mar | Apr | May | Jun | Jul | Aug | Sept | Oct | Nov | Dec | YTD |
|------|-----|-----|-----|-----|-----|-----|-----|-----|------|-----|-----|-----|-----|
| 2017 | 10 | 19 | 59 | 48 | 48 | 34 | 14 | 22 | 24 | 23 | | | 301 |

American Heart Association Heartsaver First Aid And CPR Training

| Year | Jan | Feb | Mar | Apr | May | Jun | Jul | Aug | Sept | Oct | Nov | Dec | YTD |
|------|-----|-----|-----|-----|-----|-----|-----|-----|------|-----|-----|-----|-----|
| 2017 | 18 | 16 | 39 | 22 | 33 | 45 | 65 | 53 | 47 | 49 | | | 387 |

2017 American Safety Health Institute Basic First Aid And CPR Community Training

| | Jan | Feb | Mar | Apr | May | Jun | Jul | Aug | Sept | Oct | Nov | Dec | Total |
|---------------|-----------|-----------|-----------|-----------|-----------|-----------|-----------|-----------|-----------|-----------|----------|----------|------------|
| CPR&FA | 18 | 16 | 21 | 22 | 32 | 45 | 65 | 53 | 42 | 49 | | | 363 |
| First Aid | 0 | 0 | 0 | 0 | 0 | 0 | 0 | 0 | 1 | 0 | | | 1 |
| CPR | 0 | 0 | 0 | 0 | 1 | 0 | 0 | 0 | 4 | 0 | | | 5 |
| BLS HCP | 0 | 0 | 18 | 0 | 0 | 0 | 0 | 0 | 0 | 0 | | | 18 |
| Totals | 18 | 16 | 39 | 22 | 33 | 45 | 65 | 53 | 47 | 49 | 0 | 0 | 387 |

EXHIBIT C

2017 Monthly Statistic Run Count

| Call Description | Jan | Feb | Mar | Apr | May | Jun | Jul | Aug | Sept | Oct | Nov | Dec | YTD |
|-------------------------------------|------------|------------|------------|-----------|------------|------------|------------|------------|------------|------------|----------|----------|-------------|
| Animal Rescue | 2 | 1 | 0 | 2 | 5 | 8 | 7 | 13 | 4 | 6 | | | 48 |
| EMS, Medical Assistance | 33 | 25 | 16 | 15 | 26 | 26 | 24 | 19 | 26 | 21 | | | 231 |
| EMS, Medical Assistance Other | 9 | 8 | 8 | 14 | 13 | 2 | 10 | 8 | 11 | 8 | | | 91 |
| EMS, MVA Pedesterian | 0 | 0 | 0 | 0 | 0 | 0 | 0 | 0 | 0 | 0 | | | 0 |
| EMS, MVA w/Animal | 0 | 0 | 0 | 0 | 0 | 0 | 0 | 0 | 0 | 0 | | | 0 |
| EMS, MVA w/Death | 1 | 0 | 0 | 0 | 0 | 0 | 0 | 1 | 1 | 0 | | | 3 |
| EMS, MVA w/Injuries | 5 | 3 | 5 | 4 | 6 | 6 | 3 | 5 | 8 | 4 | | | 49 |
| EMS, MVA w/o Injuries | 11 | 6 | 5 | 6 | 5 | 9 | 8 | 6 | 9 | 4 | | | 69 |
| EMS, Standby | 4 | 1 | 0 | 2 | 4 | 2 | 2 | 6 | 10 | 5 | | | 36 |
| Escort | 4 | 1 | 2 | 3 | 4 | 0 | 4 | 0 | 2 | 3 | | | 23 |
| Fire Safety & Extinguisher Training | 1 | 2 | 2 | 1 | 1 | 1 | 1 | 1 | 1 | 1 | | | 12 |
| Fire, Alarm Activated | 3 | 5 | 1 | 2 | 2 | 3 | 1 | 1 | 2 | 2 | | | 22 |
| Fire, Commerical | 0 | 0 | 0 | 0 | 0 | 0 | 0 | 0 | 0 | 0 | | | 0 |
| Fire, In - House Training | 2 | 2 | 2 | 2 | 2 | 4 | 1 | 3 | 1 | 0 | | | 19 |
| Fire, Rubbish | 0 | 0 | 1 | 3 | 1 | 2 | 2 | 2 | 1 | 1 | | | 14 |
| Fire, Smoke Ordor | 1 | 0 | 0 | 0 | 2 | 0 | 0 | 0 | 0 | 0 | | | 3 |
| Fire, Smoke Showing | 1 | 1 | 3 | 2 | 1 | 2 | 4 | 2 | 2 | 0 | | | 18 |
| Fire, Structure - Residential | 0 | 0 | 0 | 1 | 0 | 1 | 2 | 3 | 0 | 0 | | | 7 |
| Fire, Vehicle | 0 | 1 | 0 | 1 | 0 | 0 | 1 | 0 | 1 | 0 | | | 4 |
| Fire, Wildland | 0 | 1 | 1 | 4 | 2 | 2 | 7 | 2 | 4 | 6 | | | 29 |
| First Aid & CPR Training | 2 | 1 | 3 | 1 | 3 | 2 | 3 | 2 | 3 | 2 | | | 22 |
| Gas Emergency | 0 | 1 | 0 | 1 | 0 | 1 | 0 | 0 | 1 | 0 | | | 4 |
| Inspections | 0 | 0 | 1 | 0 | 1 | 0 | 0 | 0 | 0 | 1 | | | 3 |
| Intergovernmental Meeting | 2 | 2 | 0 | 0 | 0 | 0 | 0 | 0 | 1 | 2 | | | 7 |
| Message Delivery | 1 | 0 | 0 | 0 | 0 | 0 | 0 | 0 | 0 | 0 | | | 1 |
| Motorist Assistance | 58 | 17 | 16 | 6 | 10 | 6 | 11 | 5 | 3 | 7 | | | 139 |
| Mutual Aid | 1 | 2 | 5 | 2 | 4 | 7 | 8 | 2 | 4 | 5 | | | 40 |
| Other | 18 | 10 | 11 | 9 | 15 | 9 | 4 | 12 | 4 | 13 | | | 105 |
| Presentations | 1 | 0 | 0 | 2 | 0 | 3 | 3 | 2 | 2 | 7 | | | 20 |
| Relay | 13 | 0 | 1 | 1 | 0 | 0 | 0 | 0 | 0 | 1 | | | 16 |
| Search & Rescue | 3 | 0 | 3 | 0 | 2 | 0 | 1 | 0 | 0 | 1 | | | 10 |
| Traffic Control | 3 | 2 | 1 | 0 | 1 | 2 | 1 | 3 | 0 | 0 | | | 13 |
| Training Travel | 0 | 0 | 0 | 0 | 0 | 0 | 2 | 1 | 0 | 0 | | | 3 |
| Vehicle Lockout | 17 | 14 | 29 | 12 | 20 | 19 | 14 | 15 | 14 | 20 | | | 174 |
| Welfare Check | 10 | 5 | 8 | 0 | 1 | 4 | 6 | 4 | 4 | 2 | | | 44 |
| Totals for the Month | 206 | 111 | 124 | 96 | 131 | 121 | 130 | 118 | 119 | 122 | 0 | 0 | 1279 |

GANADO FIRE DISTRICT DISTRICT BUDGET REPORT



PRESENTED BY FIRE
ADMINISTRATIVE ASSISTANT
MARCARLO ROANHORSE

Ganado Fire District
Profit & Loss
 October 2017

Oct 17

| | |
|---|------------|
| Ordinary Income/Expense | |
| Income | |
| MISCELLANEOUS | |
| Rent | 345.00 |
| Community Training | 2,774.46 |
| Total MISCELLANEOUS | 3,119.46 |
| TAXES | |
| Property Tax Revenue | 191,534.76 |
| Total TAXES | 191,534.76 |
| Total Income | 194,654.22 |
| Gross Profit | 194,654.22 |
| Expense | |
| ADMINISTRATION | |
| 701 · OFFICE EXPENSES | |
| 6560 · Payroll Expenses | 356.19 |
| 701a · Office supplies | 634.99 |
| 701c · Business telephone | 2,390.32 |
| 701f · Publishing & advertisement | 15.90 |
| 701h · Fire prevention | 258.66 |
| Total 701 · OFFICE EXPENSES | 3,656.06 |
| 702 · PROFESSIONAL SERVICES | |
| 702a · Fire Board Misc Expense | 292.00 |
| Total 702 · PROFESSIONAL SERVICES | 292.00 |
| Total ADMINISTRATION | 3,948.06 |
| OPERATIONS | |
| 503 · INSURANCE | |
| 503c · Unemployment Compensation | 10.55 |
| Total 503 · INSURANCE | 10.55 |
| 601 · FUEL/OIL/LUBE | 2,795.59 |
| 602 · REPAIR & MAINTENANCE | |
| 602a · Vehicle Repairs | 1,180.45 |
| 602b · Equipment Repairs | 59.61 |
| 602c · Building Repairs & Maintenance | 234.60 |
| 602d · Home repairs | 57.46 |
| Total 602 · REPAIR & MAINTENANCE | 1,532.12 |
| 604 · OTHER OPERATIONAL EXPENSES | |
| 604b · Station supplies | 302.02 |
| 604c · Chemicals | 275.00 |
| 604f · Oxygen/air cylinder rental | 181.38 |
| 604h · Meals | 900.48 |
| 604i · Equipment Rental | 0.00 |
| Total 604 · OTHER OPERATIONAL EXPENSES | 1,658.88 |
| 608 · TRAINING EXPENSES | |
| 608c · Tuition | 176.97 |
| 608d · Equip. training expenses | 186.31 |
| 608f · Motels | 693.35 |
| Total 608 · TRAINING EXPENSES | 1,056.63 |
| 609 · UTILITIES/PHONE | 2,804.99 |
| Total OPERATIONS | 9,858.76 |
| 500 · PERSONNEL | |

Ganado Fire District
Profit & Loss
October 2017

| | Oct 17 |
|---|------------|
| 501 · SALARIES & WAGES | |
| 501a · CAREER PERSONNEL | |
| 501a.1 · Fire Chief | 4,000.00 |
| 501a.2 · Administrator Personnel | |
| 501a.2a · Administrative Assistant | 2,011.50 |
| 501a.2b · Office Clerk | 692.30 |
| Total 501a.2 · Administrator Personnel | 2,703.80 |
| 501a.3 · Ganado Personnel | |
| 501a.3a · Lieutenant | 2,312.00 |
| 501a.3b · Firefighter/EMT | 1,544.01 |
| 501a.3c · Part Time Volunteer | 1,180.17 |
| Total 501a.3 · Ganado Personnel | 5,036.18 |
| 501a.4 · Klagetoh Personnel | |
| 501a.4a · Lieutenant | 2,216.00 |
| Total 501a.4 · Klagetoh Personnel | 2,216.00 |
| 501a.5 · Steamboat Personnel | |
| 501a.5a · Lieutenant | 2,184.01 |
| Total 501a.5 · Steamboat Personnel | 2,184.01 |
| 501a.6 · Dispatch Personnel | |
| 501a.6a · Dispatch Supervisor | 2,136.00 |
| 501a.6b · Dispatcher #1 | 1,713.23 |
| 501a.6c · Dispatcher #2 | 1,518.51 |
| 501a.6d · Dispatcher #3 | 1,536.32 |
| 501a.6e · Part Time Dispatcher | 1,043.81 |
| Total 501a.6 · Dispatch Personnel | 7,947.87 |
| 501a.7 · Overtime/Expense | 0.00 |
| Total 501a · CAREER PERSONNEL | 24,087.86 |
| 501c · PART-TIME WAGES | |
| 501c.4 · Overtime compensation | 0.00 |
| Total 501c · PART-TIME WAGES | 0.00 |
| Total 501 · SALARIES & WAGES | 24,087.86 |
| 502 · EMPLOYEE BENEFITS | |
| 502a · FICA | 14,513.45 |
| 502b · Annual Benefits | 1,898.50 |
| Total 502 · EMPLOYEE BENEFITS | 16,411.95 |
| Total 500 · PERSONNEL | 40,499.81 |
| Total Expense | 54,306.63 |
| Net Ordinary Income | 140,347.59 |
| Net Income | 140,347.59 |

Ganado Fire District
Profit & Loss Budget vs. Actual
October 2017

| | Oct 17 | Budget | \$ Over Budget | % of Budget |
|--|------------|------------|----------------|-------------|
| Ordinary Income/Expense | | | | |
| Income | | | | |
| MISCELLANEOUS | | | | |
| Rent | 345.00 | 345.00 | 0.00 | 100.0% |
| Community Training | 2,774.46 | 1,125.00 | 1,649.46 | 246.6% |
| Miscellaneous | 0.00 | 0.00 | 0.00 | 0.0% |
| Total MISCELLANEOUS | 3,119.46 | 1,470.00 | 1,649.46 | 212.2% |
| TAXES | | | | |
| Carry Over Expense | 0.00 | 0.00 | 0.00 | 0.0% |
| FDAT | 0.00 | 0.00 | 0.00 | 0.0% |
| Property Tax Revenue | 191,534.76 | 200,000.00 | -8,465.24 | 95.8% |
| TAXES - Other | 0.00 | 0.00 | 0.00 | 0.0% |
| Total TAXES | 191,534.76 | 200,000.00 | -8,465.24 | 95.8% |
| Total Income | 194,654.22 | 201,470.00 | -6,815.78 | 96.6% |
| Gross Profit | 194,654.22 | 201,470.00 | -6,815.78 | 96.6% |
| Expense | | | | |
| ADMINISTRATION | | | | |
| 701 · OFFICE EXPENSES | | | | |
| 6560 · Payroll Expenses | 356.19 | 250.00 | 106.19 | 142.5% |
| 701a · Office supplies | 634.99 | 425.00 | 209.99 | 149.4% |
| 701c · Business telephone | 2,390.32 | 833.33 | 1,556.99 | 286.8% |
| 701d · Postage | 0.00 | 0.00 | 0.00 | 0.0% |
| 701e · Printing and binding | 0.00 | 0.00 | 0.00 | 0.0% |
| 701f · Publishing & advertisement | 15.00 | 41.66 | -25.76 | 38.2% |
| 701g · Administrative travel, dues | 0.00 | 0.00 | 0.00 | 0.0% |
| 701h · Fire prevention | 258.66 | 1,000.00 | -741.34 | 25.9% |
| 701i · Misc. expenses | 0.00 | 0.00 | 0.00 | 0.0% |
| 701 · OFFICE EXPENSES - Other | 0.00 | 0.00 | 0.00 | 0.0% |
| Total 701 · OFFICE EXPENSES | 3,656.06 | 2,549.99 | 1,106.07 | 143.4% |
| 702 · PROFESSIONAL SERVICES | | | | |
| 702a · Fire Board Misc Expense | 292.00 | 125.00 | 167.00 | 233.6% |
| 702b · Audit and Accounting | 0.00 | 0.00 | 0.00 | 0.0% |
| 702g · Professional Services - Misc | 0.00 | 100.00 | -100.00 | 0.0% |
| 702 · PROFESSIONAL SERVICES - Other | 0.00 | 0.00 | 0.00 | 0.0% |
| Total 702 · PROFESSIONAL SERVICES | 292.00 | 225.00 | 67.00 | 129.8% |
| 708 · Community Benefits | 0.00 | 0.00 | 0.00 | 0.0% |
| Total ADMINISTRATION | 3,948.06 | 2,774.99 | 1,173.07 | 142.3% |
| OPERATIONS | | | | |
| INSURANCE PROPERTY | 0.00 | 0.00 | 0.00 | 0.0% |
| 503 · INSURANCE | | | | |
| 503a · Medical, Life, Health, Etc. | 0.00 | 3,583.33 | -3,583.33 | 0.0% |
| 503c · Unemployment Compensation | 10.55 | 0.00 | 10.55 | 100.0% |
| 503 · INSURANCE - Other | 0.00 | 0.00 | 0.00 | 0.0% |
| Total 503 · INSURANCE | 10.55 | 3,583.33 | -3,572.78 | 0.3% |
| 601 · FUEL/OIL/LUBE | 2,795.59 | 3,333.33 | -537.74 | 83.9% |
| 602 · REPAIR & MAINTENANCE | | | | |
| 602a · Vehicle Repairs | 1,180.45 | 2,083.33 | -902.88 | 56.7% |
| 602b · Equipment Repairs | 59.61 | 500.00 | -440.39 | 11.9% |
| 602c · Building Repairs & Maintenance | 234.60 | 500.00 | -265.40 | 46.9% |
| 602d · Home repairs | 57.46 | 250.00 | -192.54 | 23.0% |
| 602 · REPAIR & MAINTENANCE - Other | 0.00 | 0.00 | 0.00 | 0.0% |

**Ganado Fire District
Profit & Loss Budget vs. Actual
October 2017**

| | Oct 17 | Budget | \$ Over Budget | % of Budget |
|---|----------|-----------|----------------|-------------|
| Total 602 · REPAIR & MAINTENANCE | 1,532.12 | 3,333.33 | -1,801.21 | 46.0% |
| 604 · OTHER OPERATIONAL EXPENSES | | | | |
| 604a · EMS supplies | 0.00 | 416.66 | -416.66 | 0.0% |
| 604b · Station supplies | 302.02 | 541.66 | -239.64 | 55.8% |
| 604c · Chemicals | 275.00 | 416.66 | -141.66 | 66.0% |
| 604d · Turnout clothing | 0.00 | 0.00 | 0.00 | 0.0% |
| 604e · Uniform Clothing | 0.00 | 0.00 | 0.00 | 0.0% |
| 604f · Oxygen/air cylinder rental | 181.38 | 166.66 | 14.72 | 108.8% |
| 604h · Meals | 900.48 | 416.66 | 483.82 | 216.1% |
| 604i · Equipment Rental | 0.00 | 0.00 | 0.00 | 0.0% |
| 604 · OTHER OPERATIONAL EXPENSES - Other | 0.00 | 0.00 | 0.00 | 0.0% |
| Total 604 · OTHER OPERATIONAL EXPENSES | 1,658.88 | 1,958.30 | -299.42 | 84.7% |
| 605 · COMMUNICATIONS | | | | |
| 605a · Communications repairs | 0.00 | 41.66 | -41.66 | 0.0% |
| 605b · Communications equipment | 0.00 | 208.33 | -208.33 | 0.0% |
| 605 · COMMUNICATIONS - Other | 0.00 | 0.00 | 0.00 | 0.0% |
| Total 605 · COMMUNICATIONS | 0.00 | 249.99 | -249.99 | 0.0% |
| 606 · MISC. OPERATIONAL EXPENSES | 0.00 | 0.00 | 0.00 | 0.0% |
| 608 · TRAINING EXPENSES | | | | |
| 608b · Travel per diem | 0.00 | 0.00 | 0.00 | 0.0% |
| 608c · Tuition | 176.97 | 0.00 | 176.97 | 100.0% |
| 608d · Equip. training expenses | 186.31 | 0.00 | 186.31 | 100.0% |
| 608f · Motels | 693.35 | 0.00 | 693.35 | 100.0% |
| 608 · TRAINING EXPENSES - Other | 0.00 | 0.00 | 0.00 | 0.0% |
| Total 608 · TRAINING EXPENSES | 1,056.63 | 0.00 | 1,056.63 | 100.0% |
| 609 · UTILITIES/PHONE | 2,804.99 | 4,166.66 | -1,361.67 | 67.3% |
| Total OPERATIONS | 9,858.76 | 16,624.94 | -6,766.18 | 59.3% |
| 500 · PERSONNEL | | | | |
| 501 · SALARIES & WAGES | | | | |
| 501a · CAREER PERSONNEL | | | | |
| 501a.1 · Fire Chief | 4,000.00 | 4,000.00 | 0.00 | 100.0% |
| 501a.2 · Administrator Personnel | | | | |
| 501a.2a · Administrative Assistant | 2,011.50 | 2,320.00 | -308.50 | 86.7% |
| 501a.2b · Office Clerk | 692.30 | 769.23 | -76.93 | 90.0% |
| 501a.2 · Administrator Personnel - Other | 0.00 | 0.00 | 0.00 | 0.0% |
| Total 501a.2 · Administrator Personnel | 2,703.80 | 3,089.23 | -385.43 | 87.5% |
| 501a.3 · Ganado Personnel | | | | |
| 501a.3a · Lieutenant | 2,312.00 | 2,472.00 | -160.00 | 93.5% |
| 501a.3b · Firefighter/EMT | 1,544.01 | 1,760.00 | -215.99 | 87.7% |
| 501a.3c · Part Time Volunteer | 1,180.17 | 923.08 | 257.09 | 127.9% |
| 501a.3 · Ganado Personnel - Other | 0.00 | 0.00 | 0.00 | 0.0% |
| Total 501a.3 · Ganado Personnel | 5,036.18 | 5,155.08 | -118.90 | 97.7% |
| 501a.4 · Klagetoh Personnel | | | | |
| 501a.4a · Lieutenant | 2,216.00 | 2,376.00 | -160.00 | 93.3% |
| 501a.4 · Klagetoh Personnel - Other | 0.00 | 0.00 | 0.00 | 0.0% |
| Total 501a.4 · Klagetoh Personnel | 2,216.00 | 2,376.00 | -160.00 | 93.3% |
| 501a.5 · Steamboat Personnel | | | | |
| 501a.5a · Lieutenant | 2,184.01 | 2,344.00 | -159.99 | 93.2% |
| 501a.5 · Steamboat Personnel - Other | 0.00 | 0.00 | 0.00 | 0.0% |
| Total 501a.5 · Steamboat Personnel | 2,184.01 | 2,344.00 | -159.99 | 93.2% |

**Ganado Fire District
Profit & Loss Budget vs. Actual
October 2017**

| | Oct 17 | Budget | \$ Over Budget | % of Budget |
|--|-------------------|-------------------|------------------|---------------|
| 501a.6 · Dispatch Personnel | | | | |
| 501a.6a · Dispatch Supervisor | 2,136.00 | 2,296.00 | -160.00 | 93.0% |
| 501a.6b · Dispatcher #1 | 1,713.23 | 1,817.60 | -104.37 | 94.3% |
| 501a.6c · Dispatcher #2 | 1,518.51 | 1,600.00 | -81.49 | 94.9% |
| 501a.6d · Dispatcher #3 | 1,536.32 | 1,600.00 | -63.68 | 96.0% |
| 501a.6e · Part Time Dispatcher | 1,043.81 | 923.08 | 120.73 | 113.1% |
| 501a.6 · Dispatch Personnel - Other | 0.00 | 4,758.69 | -4,758.69 | 0.0% |
| Total 501a.6 · Dispatch Personnel | 7,947.87 | 12,995.37 | -5,047.50 | 61.2% |
| 501a.7 · Overtime/Expense | 0.00 | 0.00 | 0.00 | 0.0% |
| Total 501a · CAREER PERSONNEL | 24,087.86 | 29,959.68 | -5,871.82 | 80.4% |
| 501c · PART-TIME WAGES | | | | |
| 501c.1 · Part Time Dispatcher's wages | 0.00 | 0.00 | 0.00 | 0.0% |
| 501c.2 · Part Time Volunteer wages | 0.00 | 0.00 | 0.00 | 0.0% |
| 501c.4 · Overtime compensation | 0.00 | 0.00 | 0.00 | 0.0% |
| Total 501c · PART-TIME WAGES | 0.00 | 0.00 | 0.00 | 0.0% |
| Total 501 · SALARIES & WAGES | 24,087.86 | 29,959.68 | -5,871.82 | 80.4% |
| 502 · EMPLOYEE BENEFITS | | | | |
| Retirement | 0.00 | 0.00 | 0.00 | 0.0% |
| 502a · FICA | 14,513.45 | 2,083.33 | 12,430.12 | 696.6% |
| 502b · Annual Benefits | 1,898.50 | 923.07 | 975.43 | 205.7% |
| Total 502 · EMPLOYEE BENEFITS | 16,411.95 | 3,006.40 | 13,405.55 | 545.9% |
| 504 · 457 DEFFERED COMPENSATION | 0.00 | 0.00 | 0.00 | 0.0% |
| Total 500 · PERSONNEL | 40,499.81 | 32,966.08 | 7,533.73 | 122.9% |
| 800 · CAPITAL | | | | |
| Station Remodel Ganado | | | | |
| SMALL TOOLS & EQUIPMENT | 0.00 | 0.00 | 0.00 | 0.0% |
| 802 · IMPROVEMENTS | 0.00 | 0.00 | 0.00 | 0.0% |
| 804 · MACHINERY & EQUIPMENT | 0.00 | 0.00 | 0.00 | 0.0% |
| Total Station Remodel Ganado | 0.00 | 0.00 | 0.00 | 0.0% |
| 800 · CAPITAL - Other | 0.00 | 0.00 | 0.00 | 0.0% |
| Total 800 · CAPITAL | 0.00 | 0.00 | 0.00 | 0.0% |
| 810 · RESERVED FUND | | | | |
| 811 · EXCEEDING EXPENSE | 0.00 | 0.00 | 0.00 | 0.0% |
| 812 · IMPROVEMENTS | 0.00 | 0.00 | 0.00 | 0.0% |
| Total 810 · RESERVED FUND | 0.00 | 0.00 | 0.00 | 0.0% |
| Total Expense | 54,306.63 | 52,366.01 | 1,940.62 | 103.7% |
| Net Ordinary Income | 140,347.59 | 149,103.99 | -8,756.40 | 94.1% |
| Net Income | 140,347.59 | 149,103.99 | -8,756.40 | 94.1% |

Ganado Fire District
Profit & Loss Budget vs. Actual
 July 2017 through June 2018

| | Jul '17 - Jun 18 | Budget | \$ Over Budget | % of Budget |
|--|-------------------|-------------------|--------------------|---------------|
| Ordinary Income/Expense | | | | |
| Income | | | | |
| MISCELLANEOUS | | | | |
| Rent | 1,725.00 | 4,130.00 | -2,405.00 | 41.8% |
| Community Training | 10,447.84 | 13,500.00 | -3,052.16 | 77.4% |
| Miscellaneous | 515.40 | 0.00 | 515.40 | 100.0% |
| Total MISCELLANEOUS | 12,688.24 | 17,630.00 | -4,941.76 | 72.0% |
| TAXES | | | | |
| Carry Over Expense | 0.00 | -180,000.00 | 180,000.00 | 0.0% |
| FDAT | 0.00 | 125,189.00 | -125,189.00 | 0.0% |
| Property Tax Revenue | 232,719.76 | 625,945.00 | -393,225.24 | 37.2% |
| TAXES - Other | 0.00 | 0.00 | 0.00 | 0.0% |
| Total TAXES | 232,719.76 | 571,134.00 | -338,414.24 | 40.7% |
| Total Income | 245,408.00 | 588,764.00 | -343,356.00 | 41.7% |
| Gross Profit | 245,408.00 | 588,764.00 | -343,356.00 | 41.7% |
| Expense | | | | |
| ADMINISTRATION | | | | |
| 701 · OFFICE EXPENSES | | | | |
| 6560 · Payroll Expenses | 1,157.28 | 3,000.00 | -1,842.72 | 38.6% |
| 701a · Office supplies | 4,445.84 | 5,100.00 | -654.16 | 87.2% |
| 701c · Business telephone | 15,321.21 | 10,000.00 | 5,321.21 | 153.2% |
| 701d · Postage | 232.98 | 350.00 | -117.02 | 66.6% |
| 701e · Printing and binding | 0.00 | 50.00 | -50.00 | 0.0% |
| 701f · Publishing & advertisement | 68.59 | 500.00 | -431.41 | 13.7% |
| 701g · Administrative travel, dues | 796.81 | 0.00 | 796.81 | 100.0% |
| 701h · Fire prevention | 568.66 | 1,000.00 | -431.34 | 56.9% |
| 701i · Misc. expenses | 0.00 | 0.00 | 0.00 | 0.0% |
| 701 · OFFICE EXPENSES - Other | 0.00 | 0.00 | 0.00 | 0.0% |
| Total 701 · OFFICE EXPENSES | 22,591.37 | 20,000.00 | 2,591.37 | 113.0% |
| 702 · PROFESSIONAL SERVICES | | | | |
| 702a · Fire Board Misc Expense | 3,124.91 | 9,000.00 | -5,875.09 | 34.7% |
| 702b · Audit and Accounting | 3,500.00 | 7,800.00 | -4,300.00 | 44.9% |
| 702g · Professional Services - Misc | 10,725.00 | 1,200.00 | 9,525.00 | 893.8% |
| 702 · PROFESSIONAL SERVICES - Other | 7,590.00 | 0.00 | 7,590.00 | 100.0% |
| Total 702 · PROFESSIONAL SERVICES | 24,939.91 | 18,000.00 | 6,939.91 | 138.6% |
| 706 · REPAIRS & MAINTENANCE | 0.00 | 823.18 | -823.18 | 0.0% |
| 708 · Community Benefits | 0.00 | 0.00 | 0.00 | 0.0% |
| Total ADMINISTRATION | 47,531.28 | 38,823.18 | 8,708.10 | 122.4% |
| OPERATIONS | | | | |
| INSURANCE PROPERTY | 0.00 | 0.00 | 0.00 | 0.0% |
| 503 · INSURANCE | | | | |
| 503a · Medical, Life, Health, Etc. | 21,376.19 | 43,000.00 | -21,623.81 | 49.7% |
| 503c · Unemployment Compensation | 45.98 | 0.00 | 45.98 | 100.0% |
| 503 · INSURANCE - Other | 0.00 | 0.00 | 0.00 | 0.0% |
| Total 503 · INSURANCE | 21,422.17 | 43,000.00 | -21,577.83 | 49.8% |
| 601 · FUEL/OIL/LUBE | 26,728.77 | 40,000.00 | -13,271.23 | 66.8% |
| 602 · REPAIR & MAINTENANCE | | | | |
| 602a · Vehicle Repairs | 30,510.09 | 25,000.00 | 5,510.09 | 122.0% |
| 602b · Equipment Repairs | 16,884.50 | 6,000.00 | 10,884.50 | 281.4% |
| 602c · Building Repairs & Maintenance | 1,328.40 | 6,000.00 | -4,671.60 | 22.1% |
| 602d · Home repairs | 419.26 | 3,000.00 | -2,580.74 | 14.0% |

Ganado Fire District
Profit & Loss Budget vs. Actual
 July 2017 through June 2018

| | Jul '17 - Jun 18 | Budget | \$ Over Budget | % of Budget |
|---|-------------------|-------------------|-------------------|---------------|
| 602 · REPAIR & MAINTENANCE - Other | 0.00 | 0.00 | 0.00 | 0.0% |
| Total 602 · REPAIR & MAINTENANCE | 49,142.25 | 40,000.00 | 9,142.25 | 122.9% |
| 604 · OTHER OPERATIONAL EXPENSES | | | | |
| 604a · EMS supplies | 1,169.85 | 5,000.00 | -3,830.15 | 23.4% |
| 604b · Station supplies | 7,276.26 | 6,500.00 | 776.26 | 111.9% |
| 604c · Chemicals | 1,650.00 | 5,000.00 | -3,350.00 | 33.0% |
| 604d · Turnout clothing | 0.00 | 3,000.00 | -3,000.00 | 0.0% |
| 604e · Uniform Clothing | 159.14 | 1,500.00 | -1,340.86 | 10.6% |
| 604f · Oxygen/air cylinder rental | 1,284.25 | 2,000.00 | -715.75 | 64.2% |
| 604h · Meals | 5,446.67 | 5,000.00 | 446.67 | 108.9% |
| 604i · Equipment Rental | 0.00 | 0.00 | 0.00 | 0.0% |
| 604 · OTHER OPERATIONAL EXPENSES - Ot... | 0.00 | 0.00 | 0.00 | 0.0% |
| Total 604 · OTHER OPERATIONAL EXPENSES | 16,986.17 | 28,000.00 | -11,013.83 | 60.7% |
| 605 · COMMUNICATIONS | | | | |
| 605a · Communications repairs | 367.66 | 500.00 | -132.34 | 73.5% |
| 605b · Communications equipment | 886.40 | 2,500.00 | -1,613.60 | 35.5% |
| 605 · COMMUNICATIONS - Other | 0.00 | 0.00 | 0.00 | 0.0% |
| Total 605 · COMMUNICATIONS | 1,254.06 | 3,000.00 | -1,745.94 | 41.8% |
| 606 · MISC. OPERATIONAL EXPENSES | 0.00 | 0.00 | 0.00 | 0.0% |
| 608 · TRAINING EXPENSES | | | | |
| 608a · DVDs, ID Badges, etc. | 413.95 | 0.00 | 413.95 | 100.0% |
| 608b · Travel per diem | 0.00 | 0.00 | 0.00 | 0.0% |
| 608c · Tuition | 8,833.71 | 2,000.00 | 6,833.71 | 441.7% |
| 608d · Equip. training expenses | 5,341.09 | 0.00 | 5,341.09 | 100.0% |
| 608f · Motels | 2,436.83 | 0.00 | 2,436.83 | 100.0% |
| 608 · TRAINING EXPENSES - Other | 0.00 | 0.00 | 0.00 | 0.0% |
| Total 608 · TRAINING EXPENSES | 17,025.58 | 2,000.00 | 15,025.58 | 851.3% |
| 609 · UTILITIES/PHONE | 24,806.61 | 50,000.00 | -25,193.39 | 49.6% |
| Total OPERATIONS | 157,365.61 | 206,000.00 | -48,634.39 | 76.4% |
| 500 · PERSONNEL | | | | |
| 501 · SALARIES & WAGES | | | | |
| 501a · CAREER PERSONNEL | | | | |
| 501a.1 · Fire Chief | 22,000.00 | 52,000.00 | -30,000.00 | 42.3% |
| 501a.2 · Administrator Personnel | | | | |
| 501a.2a · Administrative Assistant | 10,513.14 | 30,160.00 | -19,646.86 | 34.9% |
| 501a.2b · Office Clerk | 4,254.43 | 10,000.00 | -5,745.57 | 42.5% |
| 501a.2 · Administrator Personnel - Other | 0.00 | 0.00 | 0.00 | 0.0% |
| Total 501a.2 · Administrator Personnel | 14,767.57 | 40,160.00 | -25,392.43 | 36.8% |
| 501a.3 · Ganado Personnel | | | | |
| 501a.3a · Lieutenant | 13,763.63 | 32,136.00 | -18,372.37 | 42.8% |
| 501a.3b · Firefighter/EMT | 8,477.55 | 22,880.00 | -14,402.45 | 37.1% |
| 501a.3c · Part Time Volunteer | 8,139.70 | 12,000.00 | -3,860.30 | 67.8% |
| 501a.3 · Ganado Personnel - Other | 0.00 | 0.00 | 0.00 | 0.0% |
| Total 501a.3 · Ganado Personnel | 30,380.88 | 67,016.00 | -36,635.12 | 45.3% |
| 501a.4 · Klagetoh Personnel | | | | |
| 501a.4a · Lieutenant | 11,956.02 | 30,888.00 | -18,931.98 | 38.7% |
| 501a.4 · Klagetoh Personnel - Other | 0.00 | 0.00 | 0.00 | 0.0% |
| Total 501a.4 · Klagetoh Personnel | 11,956.02 | 30,888.00 | -18,931.98 | 38.7% |
| 501a.5 · Steamboat Personnel | | | | |
| 501a.5a · Lieutenant | 12,012.03 | 30,472.00 | -18,459.97 | 39.4% |
| 501a.5 · Steamboat Personnel - Other | 0.00 | 0.00 | 0.00 | 0.0% |

Ganado Fire District
Profit & Loss Budget vs. Actual
 July 2017 through June 2018

| | Jul '17 - Jun 18 | Budget | \$ Over Budget | % of Budget |
|---|-------------------|--------------------|------------------|--------------|
| Total 501a.5 · Steamboat Personnel | 12,012.03 | 30,472.00 | -18,459.97 | 39.4% |
| 501a.6 · Dispatch Personnel | | | | |
| 501a.6a · Dispatch Supervisor | 11,717.97 | 29,848.00 | -18,130.03 | 39.3% |
| 501a.6b · Dispatcher #1 | 9,536.22 | 23,628.80 | -14,092.58 | 40.4% |
| 501a.6c · Dispatcher #2 | 8,407.89 | 20,800.00 | -12,392.11 | 40.4% |
| 501a.6d · Dispatcher #3 | 8,609.53 | 20,800.00 | -12,190.47 | 41.4% |
| 501a.6e · Part Time Dispatcher | 5,435.18 | 12,000.00 | -6,564.82 | 45.3% |
| 501a.6 · Dispatch Personnel - Other | 0.00 | 63,644.39 | -63,644.39 | 0.0% |
| Total 501a.6 · Dispatch Personnel | 43,706.79 | 170,721.19 | -127,014.40 | 25.6% |
| 501a.7 · Overtime/Expense | 634.12 | 0.00 | 634.12 | 100.0% |
| Total 501a · CAREER PERSONNEL | 135,457.41 | 391,257.19 | -255,799.78 | 34.6% |
| 501c · PART-TIME WAGES | | | | |
| 501c.1 · Part Time Dispatcher's wages | 0.00 | 0.00 | 0.00 | 0.0% |
| 501c.2 · Part Time Volunteer wages | 0.00 | 0.00 | 0.00 | 0.0% |
| 501c.4 · Overtime compensation | 108.64 | 0.00 | 108.64 | 100.0% |
| Total 501c · PART-TIME WAGES | 108.64 | 0.00 | 108.64 | 100.0% |
| Total 501 · SALARIES & WAGES | 135,566.05 | 391,257.19 | -255,691.14 | 34.6% |
| 502 · EMPLOYEE BENEFITS | | | | |
| Retirement | 0.00 | 0.00 | 0.00 | 0.0% |
| 502a · FICA | 13,939.22 | 25,000.00 | -11,060.78 | 55.8% |
| 502b · Annual Benefits | 4,623.13 | 12,000.00 | -7,376.87 | 38.5% |
| Total 502 · EMPLOYEE BENEFITS | 18,562.35 | 37,000.00 | -18,437.65 | 50.2% |
| 504 · 457 DEFERRED COMPENSATION | 482.40 | 699.80 | -217.40 | 68.9% |
| Total 500 · PERSONNEL | 154,610.80 | 428,956.99 | -274,346.19 | 36.0% |
| 66900 · Reconciliation Discrepancies | -44,077.45 | | | |
| 800 · CAPITAL | | | | |
| Station Remodel Ganado | | | | |
| SMALL TOOLS & EQUIPMENT | 0.00 | 0.00 | 0.00 | 0.0% |
| 802 · IMPROVEMENTS | 0.00 | 18.07 | -18.07 | 0.0% |
| 804 · MACHINERY & EQUIPMENT | 0.00 | 0.00 | 0.00 | 0.0% |
| Total Station Remodel Ganado | 0.00 | 18.07 | -18.07 | 0.0% |
| 800 · CAPITAL - Other | 0.00 | 0.00 | 0.00 | 0.0% |
| Total 800 · CAPITAL | 0.00 | 18.07 | -18.07 | 0.0% |
| 810 · RESERVED FUND | | | | |
| 811 · EXCEEDING EXPENSE | 0.00 | 36,000.00 | -36,000.00 | 0.0% |
| 812 · IMPROVEMENTS | 0.00 | 0.00 | 0.00 | 0.0% |
| Total 810 · RESERVED FUND | 0.00 | 36,000.00 | -36,000.00 | 0.0% |
| Total Expense | 315,430.24 | 709,798.24 | -394,368.00 | 44.4% |
| Net Ordinary Income | -70,022.24 | -121,034.24 | 51,012.00 | 57.9% |
| Net Income | -70,022.24 | -121,034.24 | 51,012.00 | 57.9% |

Ganado Fire District
Reconciliation Summary
County Warrant Account, Period Ending 10/31/2017

| | Oct 31, 17 |
|--|--------------------|
| Beginning Balance | -470,312.91 |
| Cleared Transactions | |
| Checks and Payments - 46 items | -60,937.19 |
| Deposits and Credits - 2 items | 191,534.76 |
| Total Cleared Transactions | 130,597.57 |
| Cleared Balance | <u>-339,715.34</u> |
| Uncleared Transactions | |
| Checks and Payments - 1 item | -6,259.24 |
| Total Uncleared Transactions | -6,259.24 |
| Register Balance as of 10/31/2017 | <u>-345,974.58</u> |
| New Transactions | |
| Checks and Payments - 10 items | -41,823.17 |
| Total New Transactions | -41,823.17 |
| Ending Balance | <u>-387,797.75</u> |

Ganado Fire District
Reconciliation Detail
County Warrant Account, Period Ending 10/31/2017

| Type | Date | Num | Name | Clr | Amount | Balance |
|---------------------------------------|------------|-----------|---------------------------|-----|------------|-------------|
| Beginning Balance | | | | | | -470,312.91 |
| Cleared Transactions | | | | | | |
| Checks and Payments - 46 items | | | | | | |
| Bill Pmt -Check | 09/05/2017 | 111536 | Cellularone of NE Ar... | X | -194.93 | -194.93 |
| Bill Pmt -Check | 09/29/2017 | 111582 | Ganado Fire District | X | -3,000.00 | -3,194.93 |
| Bill Pmt -Check | 09/29/2017 | 111580 | Chevron | X | -2,969.53 | -6,164.46 |
| Bill Pmt -Check | 09/29/2017 | 111584 | PFleet | X | -1,717.30 | -7,881.76 |
| Liability Check | 09/29/2017 | 111574 | Colonial Life | X | -949.62 | -8,831.38 |
| Bill Pmt -Check | 09/29/2017 | 111595 | Sam's Club | X | -506.31 | -9,337.69 |
| Bill Pmt -Check | 09/29/2017 | 111593 | Navajo Tribal Utility ... | X | -469.29 | -9,806.98 |
| Bill Pmt -Check | 09/29/2017 | 111583 | Navajo Sanitation | X | -453.60 | -10,260.58 |
| Bill Pmt -Check | 09/29/2017 | 111578 | Cascade Subscriptio... | X | -399.00 | -10,659.58 |
| Bill Pmt -Check | 09/29/2017 | 111591 | Navajo Tribal Utility ... | X | -374.19 | -11,033.77 |
| Bill Pmt -Check | 09/29/2017 | 111585 | SecureCare Dental | X | -352.59 | -11,386.36 |
| Bill Pmt -Check | 09/29/2017 | 111577 | Alert-All Corporation... | X | -310.00 | -11,696.36 |
| Bill Pmt -Check | 09/29/2017 | 111586 | Orkin Pest Control | X | -275.00 | -11,971.36 |
| Liability Check | 09/29/2017 | 111573 | Clearinghouse | X | -206.16 | -12,177.52 |
| Bill Pmt -Check | 09/29/2017 | 111581 | GALLS, LLC | X | -159.14 | -12,336.66 |
| Bill Pmt -Check | 09/29/2017 | 111594 | Navajo Tribal Utility ... | X | -117.34 | -12,454.00 |
| Liability Check | 09/29/2017 | 111575 | Security Benefit Group | X | -50.00 | -12,504.00 |
| Bill Pmt -Check | 09/29/2017 | 111576 | Security Benefit Group | X | -50.00 | -12,554.00 |
| Liability Check | 10/03/2017 | | QuickBooks Payroll ... | X | -12,312.67 | -24,866.67 |
| Liability Check | 10/04/2017 | | QuickBooks Payroll ... | X | -1,079.92 | -25,946.59 |
| Bill Pmt -Check | 10/04/2017 | 111613 | Navajo Tribal Utility ... | X | -959.66 | -26,906.25 |
| Bill Pmt -Check | 10/04/2017 | 111616 | Bill's Discount Auto ... | X | -772.27 | -27,678.52 |
| Bill Pmt -Check | 10/04/2017 | 111614 | NFPA | X | -258.66 | -27,937.18 |
| Bill Pmt -Check | 10/04/2017 | 111611 | Dish Network | X | -198.47 | -28,135.65 |
| Bill Pmt -Check | 10/04/2017 | 111615 | Four Corners Weldi... | X | -181.38 | -28,317.03 |
| Bill Pmt -Check | 10/04/2017 | 111612 | Ferrell Gas | X | -26.25 | -28,343.28 |
| Liability Check | 10/17/2017 | | QuickBooks Payroll ... | X | -11,492.25 | -39,835.53 |
| Bill Pmt -Check | 10/17/2017 | 111646 | PFleet | X | -2,653.58 | -42,489.11 |
| Bill Pmt -Check | 10/17/2017 | 111636 | Frontier | X | -1,377.90 | -43,867.01 |
| Bill Pmt -Check | 10/17/2017 | 111645 | Creative Communic... | X | -367.66 | -44,234.67 |
| Bill Pmt -Check | 10/17/2017 | 111641 | Navajo Tribal Utility ... | X | -311.27 | -44,545.94 |
| Bill Pmt -Check | 10/17/2017 | 111638 | Frontier | X | -276.58 | -44,822.52 |
| Bill Pmt -Check | 10/17/2017 | 111634 | Orkin Pest Control | X | -275.00 | -45,097.52 |
| Bill Pmt -Check | 10/17/2017 | 111642 | Navajo Tribal Utility ... | X | -263.20 | -45,360.72 |
| Bill Pmt -Check | 10/17/2017 | 111644 | Navajo Tribal Utility ... | X | -262.55 | -45,623.27 |
| Bill Pmt -Check | 10/17/2017 | 111639 | Frontier | X | -246.90 | -45,870.17 |
| Bill Pmt -Check | 10/17/2017 | 111633 | Home Depot Credit ... | X | -175.40 | -46,045.57 |
| Bill Pmt -Check | 10/17/2017 | 111635 | Sparkletts | X | -127.38 | -46,172.95 |
| Bill Pmt -Check | 10/17/2017 | 111640 | Navajo Tribal Utility ... | X | -115.19 | -46,288.14 |
| Bill Pmt -Check | 10/17/2017 | 111631 | AT&T | X | -108.74 | -46,396.88 |
| Bill Pmt -Check | 10/17/2017 | 111632 | FDC Rescue Products | X | -59.61 | -46,456.49 |
| Bill Pmt -Check | 10/17/2017 | 111643 | Navajo Tribal Utility ... | X | -41.94 | -46,498.43 |
| Bill Pmt -Check | 10/17/2017 | 111637 | Frontier | X | -39.83 | -46,538.26 |
| Paycheck | 10/18/2017 | 111630 | Begay, Jeremy L | X | -910.97 | -47,449.23 |
| Liability Check | 10/27/2017 | | QuickBooks Payroll ... | X | -810.78 | -48,260.01 |
| Liability Check | 10/31/2017 | | QuickBooks Payroll ... | X | -12,677.18 | -60,937.19 |
| Total Checks and Payments | | | | | -60,937.19 | -60,937.19 |
| Deposits and Credits - 2 items | | | | | | |
| Deposit | 10/15/2017 | Prop. ... | | X | 451.37 | 451.37 |
| Deposit | 10/31/2017 | Prop. ... | | X | 191,083.39 | 191,534.76 |
| Total Deposits and Credits | | | | | 191,534.76 | 191,534.76 |
| Total Cleared Transactions | | | | | 130,597.57 | 130,597.57 |
| Cleared Balance | | | | | 130,597.57 | -339,715.34 |
| Uncleared Transactions | | | | | | |
| Checks and Payments - 1 item | | | | | | |
| Bill Pmt -Check | 08/25/2017 | 111512 | Frontier | | -6,259.24 | -6,259.24 |
| Total Checks and Payments | | | | | -6,259.24 | -6,259.24 |
| Total Uncleared Transactions | | | | | -6,259.24 | -6,259.24 |

**Ganado Fire District
Reconciliation Detail
County Warrant Account, Period Ending 10/31/2017**

| Type | Date | Num | Name | Clr | Amount | Balance |
|---------------------------------------|------------|--------|------------------------|-----|------------------|--------------------|
| Register Balance as of 10/31/2017 | | | | | 124,338.33 | -345,974.58 |
| New Transactions | | | | | | |
| Checks and Payments - 10 items | | | | | | |
| Bill Pmt -Check | 11/08/2017 | 111662 | James H. Saunders | | -3,500.00 | -3,500.00 |
| Bill Pmt -Check | 11/09/2017 | 111663 | Ganado Fire District | | -3,000.00 | -6,500.00 |
| Liability Check | 11/14/2017 | | QuickBooks Payroll ... | | -12,680.41 | -19,180.41 |
| Bill Pmt -Check | 11/17/2017 | 111678 | M. Etcitty | | -160.00 | -19,340.41 |
| Liability Check | 11/22/2017 | | QuickBooks Payroll ... | | -1,247.86 | -20,588.27 |
| Liability Check | 11/28/2017 | | QuickBooks Payroll ... | | -13,005.73 | -33,594.00 |
| Bill Pmt -Check | 11/28/2017 | 111695 | Frontier | | -3,633.29 | -37,227.29 |
| Bill Pmt -Check | 11/28/2017 | 111694 | Ganado Fire District | | -3,000.00 | -40,227.29 |
| Bill Pmt -Check | 11/28/2017 | 111696 | Navajo Sanitation | | -907.20 | -41,134.49 |
| Liability Check | 11/30/2017 | | QuickBooks Payroll ... | | -688.68 | -41,823.17 |
| Total Checks and Payments | | | | | -41,823.17 | -41,823.17 |
| Total New Transactions | | | | | -41,823.17 | -41,823.17 |
| Ending Balance | | | | | 82,515.16 | -387,797.75 |

Journal Activity

From 10/01/2017 To 10/31/2017 For Account Range CWTGAFD

| Date&Time | Reference | Debits | Credits | Running Total |
|--------------------------|--|--------------|---------------|-----------------------|
| 602100-1000 | GENERAL EXPENSE-Cash With Treasurer | | | (\$470,312.91) |
| Oct 2, 2017 11:59:00 PM | Warrant 5500111582 | | (\$3,000.00) | (\$473,312.91) |
| Oct 3, 2017 7:14:34 AM | Ganado Fire District Payroll -12,312.67 | | (\$12,312.67) | (\$485,625.58) |
| Oct 3, 2017 11:59:00 PM | Warrant 5500111575 | | (\$50.00) | (\$485,675.58) |
| Oct 3, 2017 11:59:00 PM | Warrant 5500111576 | | (\$50.00) | (\$485,725.58) |
| Oct 3, 2017 11:59:00 PM | Warrant 5500111577 | | (\$310.00) | (\$486,035.58) |
| Oct 3, 2017 11:59:00 PM | Warrant 5500111581 | | (\$159.14) | (\$486,194.72) |
| Oct 3, 2017 11:59:00 PM | Warrant 5500111584 | | (\$1,717.30) | (\$487,912.02) |
| Oct 4, 2017 7:50:10 AM | Ganado Fire District Intuit Payroll -1,079.92 | | (\$1,079.92) | (\$488,991.94) |
| Oct 4, 2017 11:59:00 PM | Warrant 5500111573 | | (\$206.16) | (\$489,198.10) |
| Oct 4, 2017 11:59:00 PM | Warrant 5500111574 | | (\$949.62) | (\$490,147.72) |
| Oct 4, 2017 11:59:00 PM | Warrant 5500111579 | | (\$194.93) | (\$490,342.65) |
| Oct 4, 2017 11:59:00 PM | Warrant 5500111580 | | (\$2,969.53) | (\$493,312.18) |
| Oct 4, 2017 11:59:00 PM | Warrant 5500111585 | | (\$352.59) | (\$493,664.77) |
| Oct 4, 2017 11:59:00 PM | Warrant 5500111591 | | (\$374.19) | (\$494,038.96) |
| Oct 4, 2017 11:59:00 PM | Warrant 5500111593 | | (\$469.29) | (\$494,508.25) |
| Oct 4, 2017 11:59:00 PM | Warrant 5500111594 | | (\$117.34) | (\$494,625.59) |
| Oct 4, 2017 11:59:00 PM | Warrant 5500111595 | | (\$506.31) | (\$495,131.90) |
| Oct 5, 2017 11:59:00 PM | Warrant 5500111578 | | (\$399.00) | (\$495,530.90) |
| Oct 10, 2017 11:59:00 PM | Warrant 5500111583 | | (\$453.60) | (\$495,984.50) |
| Oct 10, 2017 11:59:00 PM | Warrant 5500111614 | | (\$258.66) | (\$496,243.16) |
| Oct 10, 2017 11:59:00 PM | Warrant 5500111615 | | (\$181.38) | (\$496,424.54) |
| Oct 11, 2017 11:59:00 PM | Warrant 5500111612 | | (\$26.25) | (\$496,450.79) |
| Oct 11, 2017 11:59:00 PM | Warrant 5500111616 | | (\$772.27) | (\$497,223.06) |
| Oct 12, 2017 11:59:00 PM | Warrant 5500111611 | | (\$198.47) | (\$497,421.53) |
| Oct 15, 2017 11:59:59 PM | distribution | \$451.37 | | (\$496,970.16) |
| Oct 16, 2017 11:59:00 PM | Warrant 5500111613 | | (\$959.66) | (\$497,929.82) |
| Oct 17, 2017 7:51:17 AM | Ganado Fire Intuit Payroll -11,492.25 | | (\$11,492.25) | (\$509,422.07) |
| Oct 17, 2017 7:51:57 AM | Ganado Fire Intuit Payroll -11,492.25 | \$11,492.25 | | (\$497,929.82) |
| Oct 17, 2017 7:54:18 AM | Ganado Fire Intuit Payroll -11,492.25 | | (\$11,492.25) | (\$509,422.07) |
| Oct 18, 2017 11:59:00 PM | Warrant 5500111630 | | (\$910.97) | (\$510,333.04) |
| Oct 23, 2017 11:59:00 PM | Warrant 5500111633 | | (\$175.40) | (\$510,508.44) |
| Oct 23, 2017 11:59:00 PM | Warrant 5500111645 | | (\$367.66) | (\$510,876.10) |
| Oct 24, 2017 11:59:00 PM | Warrant 5500111586 | | (\$275.00) | (\$511,151.10) |
| Oct 24, 2017 11:59:00 PM | Warrant 5500111634 | | (\$275.00) | (\$511,426.10) |
| Oct 25, 2017 11:59:00 PM | Warrant 5500111631 | | (\$108.74) | (\$511,534.84) |
| Oct 25, 2017 11:59:00 PM | Warrant 5500111640 | | (\$115.19) | (\$511,650.03) |
| Oct 25, 2017 11:59:00 PM | Warrant 5500111641 | | (\$311.27) | (\$511,961.30) |
| Oct 25, 2017 11:59:00 PM | Warrant 5500111642 | | (\$263.20) | (\$512,224.50) |
| Oct 25, 2017 11:59:00 PM | Warrant 5500111643 | | (\$41.94) | (\$512,266.44) |
| Oct 25, 2017 11:59:00 PM | Warrant 5500111644 | | (\$262.55) | (\$512,528.99) |
| Oct 26, 2017 11:59:00 PM | Warrant 5500111632 | | (\$59.61) | (\$512,588.60) |
| Oct 26, 2017 11:59:00 PM | Warrant 5500111635 | | (\$127.38) | (\$512,715.98) |
| Oct 27, 2017 11:59:00 PM | Warrant 5500111636 | | (\$1,377.90) | (\$514,093.88) |
| Oct 27, 2017 11:59:00 PM | Warrant 5500111637 | | (\$39.83) | (\$514,133.71) |
| Oct 27, 2017 11:59:00 PM | Warrant 5500111638 | | (\$276.58) | (\$514,410.29) |
| Oct 27, 2017 11:59:00 PM | Warrant 5500111639 | | (\$246.90) | (\$514,657.19) |
| Oct 27, 2017 11:59:00 PM | Warrant 5500111646 | | (\$2,653.58) | (\$517,310.77) |
| Oct 30, 2017 10:56:49 AM | Ganado Fire Intuit Payroll -810.78 | | (\$810.78) | (\$518,121.55) |
| Oct 31, 2017 10:05:57 AM | Ganado Fire District Intuit Payroll -12,677.18 | | (\$12,677.18) | (\$530,798.73) |
| Oct 31, 2017 11:59:59 PM | distribution | \$191,083.39 | | (\$339,715.34) |


Journal Activity

From 10/01/2017 To 10/31/2017 For Account Range CWTGAFD

| Date&Time | Reference | Debits | Credits | Running Total |
|-------------|---------------------------------------|---------------------|----------------------|---------------------|
| 602100-1000 | GENERAL EXPENSE-Cash With Treasurer | \$203,027.01 | (\$72,429.44) | (\$339,715.34) |
| 602500-1000 | GANADO FD-Cash With Treasurer | | | \$378.57 |
| 602500-1000 | GANADO FD-Cash With Treasurer | \$0.00 | \$0.00 | \$378.57 |
| 602700-1000 | BOND INDEBTEDNESS-Cash With Treasurer | | | \$7,819.35 |
| 602700-1000 | BOND INDEBTEDNESS-Cash With Treasurer | \$0.00 | \$0.00 | \$7,819.35 |
| | Grand Total | \$203,027.01 | (\$72,429.44) | \$130,597.57 |

Redeemed Warrants from Oct 1, 2017 to Oct 31, 2017 Sorted By FundId, WarrantId

| Issued Date | Warrant Number | Payee | Fund | Amount Redeemed | Redeemed Date |
|-------------|----------------|---|--------|-----------------|---------------|
| 09/29/2017 | 5500111573 | CLEARINGHOUSE ATLAS NO. 000745352500 | 602100 | \$206.16 | 10/04/2017 |
| 09/29/2017 | 5500111574 | Colonial Life | 602100 | \$949.62 | 10/04/2017 |
| 09/29/2017 | 5500111575 | Security Benefit Group | 602100 | \$50.00 | 10/03/2017 |
| 09/29/2017 | 5500111576 | Security Benefit Group | 602100 | \$50.00 | 10/03/2017 |
| 09/29/2017 | 5500111577 | Alert-All Corporation (West) | 602100 | \$310.00 | 10/03/2017 |
| 09/29/2017 | 5500111578 | Cascade Subscription Service Inc. | 602100 | \$399.00 | 10/05/2017 |
| 09/29/2017 | 5500111579 | Cellularone of NE Arizona | 602100 | \$194.93 | 10/04/2017 |
| 09/29/2017 | 5500111580 | Chevron | 602100 | \$2,969.53 | 10/04/2017 |
| 09/29/2017 | 5500111581 | GALLS LLC | 602100 | \$159.14 | 10/03/2017 |
| 09/29/2017 | 5500111582 | Ganado Fire District | 602100 | \$3,000.00 | 10/02/2017 |
| 09/29/2017 | 5500111583 | Navajo Sanitation | 602100 | \$453.60 | 10/10/2017 |
| 09/29/2017 | 5500111584 | PFleet | 602100 | \$1,717.30 | 10/03/2017 |
| 09/29/2017 | 5500111585 | SecureCare Dental | 602100 | \$352.59 | 10/04/2017 |
| 09/29/2017 | 5500111586 | Orkin Pest Control | 602100 | \$275.00 | 10/24/2017 |
| 09/29/2017 | 5500111591 | Navajo Tribal Utility Authority | 602100 | \$374.19 | 10/04/2017 |
| 09/29/2017 | 5500111593 | Navajo Tribal Utility Authority | 602100 | \$469.29 | 10/04/2017 |
| 09/29/2017 | 5500111594 | Navajo Tribal Utility Authority | 602100 | \$117.34 | 10/04/2017 |
| 09/29/2017 | 5500111595 | Sam's Club | 602100 | \$506.31 | 10/04/2017 |
| 10/04/2017 | 5500111611 | DISH NETWORK | 602100 | \$198.47 | 10/12/2017 |
| 10/04/2017 | 5500111612 | FERRELLGAS | 602100 | \$26.25 | 10/11/2017 |
| 10/04/2017 | 5500111613 | Navajo Tribal Utility Authority | 602100 | \$959.66 | 10/16/2017 |
| 10/04/2017 | 5500111614 | National Fire Prevention Association | 602100 | \$258.66 | 10/10/2017 |
| 10/04/2017 | 5500111615 | Four Corners Welding & Supply | 602100 | \$181.38 | 10/10/2017 |
| 10/04/2017 | 5500111616 | Bill's Discount Auto Parts | 602100 | \$772.27 | 10/11/2017 |
| 10/18/2017 | 5500111630 | Jeremy L. Begay | 602100 | \$910.97 | 10/18/2017 |
| 10/17/2017 | 5500111631 | AT&T | 602100 | \$108.74 | 10/25/2017 |
| 10/17/2017 | 5500111632 | FDC Rescue Products | 602100 | \$59.61 | 10/26/2017 |
| 10/17/2017 | 5500111633 | Home Depot Credit Services | 602100 | \$175.40 | 10/23/2017 |
| 10/17/2017 | 5500111634 | Orkin Pest Control | 602100 | \$275.00 | 10/24/2017 |
| 10/17/2017 | 5500111635 | Sparkletts Water | 602100 | \$127.38 | 10/26/2017 |
| 10/17/2017 | 5500111636 | Frontier | 602100 | \$1,377.90 | 10/27/2017 |
| 10/17/2017 | 5500111637 | Frontier | 602100 | \$39.83 | 10/27/2017 |
| 10/17/2017 | 5500111638 | Frontier | 602100 | \$276.58 | 10/27/2017 |
| 10/17/2017 | 5500111639 | Frontier | 602100 | \$246.90 | 10/27/2017 |
| 10/17/2017 | 5500111640 | Navajo Tribal Utility Authority | 602100 | \$115.19 | 10/25/2017 |
| 10/17/2017 | 5500111641 | Navajo Tribal Utility Authority | 602100 | \$311.27 | 10/25/2017 |
| 10/17/2017 | 5500111642 | Navajo Tribal Utility Authority | 602100 | \$263.20 | 10/25/2017 |
| 10/17/2017 | 5500111643 | Navajo Tribal Utility Authority | 602100 | \$41.94 | 10/25/2017 |
| 10/17/2017 | 5500111644 | Navajo Tribal Utility Authority | 602100 | \$262.55 | 10/25/2017 |
| 10/17/2017 | 5500111645 | Creative Communications | 602100 | \$367.66 | 10/23/2017 |
| 10/17/2017 | 5500111646 | PFleet | 602100 | \$2,653.58 | 10/27/2017 |
| Sub Total | | Ganado FD-GENERAL EXPENSE | | \$22,564.39 | |



Apache County Treasurer
PO Box 699
St. Johns, AZ, 85936
Ph: 928-337-7629
fax: 928-337-4686

Receipt: 10-03-2017-dyarosh-011770


| Product | Name | | Extended |
|-------------------------|---|--|---------------|
| 2 | Miscellaneous Receipts 602100-39900 | | (\$12,312.67) |
| | | Reference: Ganado Fire District Payroll -12,312.67 | |
| Journal Account | Name | Debits | Credits |
| 602100-39900 | GENERAL EXPENSE- MISC. REVENUES | \$12,312.67 | |
| 602100-1000 | GENERAL EXPENSE-Cash With Treasurer | | (\$12,312.67) |
| <hr/> | | | |
| Total | | | (\$12,312.67) |
| Change (Direct Deposit) | | | (\$12,312.67) |
| Bank Account Reference | New_NBAZ_WarrantClearing ACH 10/03/2017 -12,312.67 | | |

All payments made by check are subject to final bank clearance.

1

Thank You

Tue Oct 03 07:14:34 MST 2017 dyarosh



Apache County Treasurer
PO Box 699
St. Johns, AZ, 85936
Ph: 928-337-7629
fax: 928-337-4686

Receipt: 10-04-2017-dyarosh-012581

| Product | Name | | Extended |
|-------------------------|-------------------------------------|--|--------------|
| 2 | Miscellaneous Receipts 602100-39900 | | (\$1,079.92) |
| | | Reference: Ganado Fire District Intuit Payroll -1,079.92 | |
| Journal Account | Name | Debits | Credits |
| 602100-39900 | GENERAL EXPENSE- MISC. REVENUES | \$1,079.92 | |
| 602100-1000 | GENERAL EXPENSE-Cash With Treasurer | | (\$1,079.92) |
| <hr/> | | | |
| Total | | | (\$1,079.92) |
| Change (Direct Deposit) | | | (\$1,079.92) |
| Bank Account | New_NBAZ_WarrantClearing | | |
| Reference | ACH 10/04/2017 -1,079.92 | | |

All payments made by check are subject to final bank clearance.

1

Thank You

Wed Oct 04 07:50:10 MST 2017 dyarosh



Apache County Treasurer
PO Box 699
St. Johns, AZ, 85936
Ph: 928-337-7629
fax: 928-337-4686

Receipt: 10-17-2017-dyarosh-021738

| Product | Name | | Extended |
|-------------------------|-------------------------------------|--|---------------|
| 2 | Miscellaneous Receipts 602100-39900 | | (\$11,492.25) |
| | | Reference: Ganado Fire Intuit Payroll -11,492.25 | |
| Journal Account | Name | Debits | Credits |
| 602100-39900 | GENERAL EXPENSE- MISC. REVENUES | \$11,492.25 | |
| 602100-1000 | GENERAL EXPENSE-Cash With Treasurer | | (\$11,492.25) |
| <hr/> | | | |
| Total | | | (\$11,492.25) |
| Change (Direct Deposit) | | | (\$11,492.25) |
| Bank Account | New_NBAZ_WarrantClearing | | |
| Reference | ACH 10/17/2017 -11,492.25 | | |

All payments made by check are subject to final bank clearance.

1

Thank You

Tue Oct 17 07:54:18 MST 2017 dyarosh



Apache County Treasurer
PO Box 699
St. Johns, AZ, 85936
Ph: 928-337-7629
fax: 928-337-4686

Receipt: 10-30-2017-dyarosh-027720


| Product | Name | | Extended |
|-------------------------|-------------------------------------|---|------------|
| 2 | Miscellaneous Receipts 602100-39900 | | (\$810.78) |
| | | Reference: Ganado Fire Intuit Payroll -810.78 | |
| Journal Account | Name | Debits | Credits |
| 602100-39900 | GENERAL EXPENSE- MISC. REVENUES | \$810.78 | |
| 602100-1000 | GENERAL EXPENSE-Cash With Treasurer | | (\$810.78) |
| <hr/> | | | |
| Total | | | (\$810.78) |
| Change (Direct Deposit) | | | (\$810.78) |
| Bank Account | New_NBAZ_WarrantClearing | | |
| Reference | ACH 10/27/2017 -810.78 | | |

All payments made by check are subject to final bank clearance.

1

Thank You

Mon Oct 30 10:56:49 MST 2017 dyarosh



Apache County Treasurer
 PO Box 699
 St. Johns, AZ, 85936
 Ph: 928-337-7629
 fax: 928-337-4686

Receipt: 10-31-2017-dyarosh-028356

| Product | Name | Extended |
|-------------------------|-------------------------------------|---|
| 2 | Miscellaneous Receipts 602100-39900 | (\$12,677.18) |
| | | Reference: Ganado Fire District Intuit Payroll -12,677.18 |
| Journal Account | Name | Debits Credits |
| 602100-39900 | GENERAL EXPENSE- MISC. REVENUES | \$12,677.18 |
| 602100-1000 | GENERAL EXPENSE-Cash With Treasurer | (\$12,677.18) |
| Total | | (\$12,677.18) |
| Change (Direct Deposit) | | (\$12,677.18) |
| Bank Account | New_NBAZ_WarrantClearing | |
| Reference | ACh 10/31/2017 -12,677.18 | |

All payments made by check are subject to final bank clearance.

Thank You

OCTOBER 1-31, 2017 Tax Distribution

| Tax Fund Id | Fund Name | Tax Year | Tax | Interest | Tax Abatement | Interest Abatement | Total |
|-------------|-----------------------------------|----------|----------------|------------|---------------|--------------------|----------------|
| | Total For Year | 2015 | \$1,782.04 | \$642.07 | \$0.00 | \$0.00 | \$2,424.11 |
| | Total For Year | 2014 | \$855.07 | \$363.19 | \$0.00 | \$0.00 | \$1,218.26 |
| | Total For Year | 2017 | \$7,679,896.18 | \$0.00 | -\$100.11 | -\$0.33 | \$7,679,795.74 |
| | Total For Year | 2016 | \$31,703.16 | \$2,935.08 | \$0.00 | \$0.00 | \$34,638.24 |
| | Total For Year | 2011 | \$68.76 | \$82.42 | \$0.00 | \$0.00 | \$151.18 |
| | Total For Year | 2010 | \$187.12 | \$239.98 | \$0.00 | \$0.00 | \$427.10 |
| | Total For Year | 2013 | \$262.30 | \$127.17 | \$0.00 | \$0.00 | \$389.47 |
| | Total For Year | 2012 | \$142.82 | \$143.88 | \$0.00 | \$0.00 | \$286.70 |
| | Grand Total | | \$7,715,126.00 | \$4,877.10 | -\$100.11 | -\$0.33 | \$7,719,902.66 |
| | Total For Year | 2009 | \$228.55 | \$343.31 | \$0.00 | \$0.00 | \$571.86 |
| 02000 | APACHE COUNTY | 2015 | \$132.99 | \$642.07 | \$0.00 | \$0.00 | \$775.06 |
| 02000 | Rounding | 2013 | \$0.00 | \$127.17 | \$0.00 | \$0.00 | \$127.17 |
| 02000 | Rounding | 2012 | -\$0.01 | \$143.88 | \$0.00 | \$0.00 | \$143.87 |
| 02000 | APACHE COUNTY | 2016 | \$2,374.35 | \$2,935.08 | \$0.00 | \$0.00 | \$5,309.43 |
| 02000 | APACHE COUNTY | Total | \$678,058.31 | \$4,877.10 | -\$11.82 | -\$0.33 | \$682,923.26 |
| 02000 | APACHE COUNTY | 2014 | \$66.63 | \$363.19 | \$0.00 | \$0.00 | \$429.82 |
| 02000 | Rounding | 2011 | -\$0.01 | \$82.42 | \$0.00 | \$0.00 | \$82.41 |
| 02000 | Rounding | 2010 | \$0.02 | \$239.98 | \$0.00 | \$0.00 | \$240.00 |
| 02000 | APACHE COUNTY | 2017 | \$675,484.34 | \$0.00 | -\$11.82 | -\$0.33 | \$675,472.19 |
| 02000 | Rounding | 2009 | \$0.00 | \$343.31 | \$0.00 | \$0.00 | \$343.31 |
| 02000P | Apache County | 2013 | \$16.40 | \$0.00 | \$0.00 | \$0.00 | \$16.40 |
| 02000P | Apache County | 2011 | \$3.50 | \$0.00 | \$0.00 | \$0.00 | \$3.50 |
| 02000P | Apache County | Total | \$55.09 | \$0.00 | \$0.00 | \$0.00 | \$55.09 |
| 02000P | Apache County | 2010 | \$12.42 | \$0.00 | \$0.00 | \$0.00 | \$12.42 |
| 02000P | Apache County | 2009 | \$13.32 | \$0.00 | \$0.00 | \$0.00 | \$13.32 |
| 02000P | Apache County | 2012 | \$9.45 | \$0.00 | \$0.00 | \$0.00 | \$9.45 |
| 02000S | Not Used | 2011 | \$0.00 | \$0.00 | \$0.00 | \$0.00 | \$0.00 |
| 02000S | Not Used | Total | \$0.00 | \$0.00 | \$0.00 | \$0.00 | \$0.00 |
| 02000S | Not Used | 2012 | \$0.00 | \$0.00 | \$0.00 | \$0.00 | \$0.00 |
| 02000S | Not Used | 2010 | \$0.00 | \$0.00 | \$0.00 | \$0.00 | \$0.00 |
| 02000S | Not Used | 2009 | \$0.00 | \$0.00 | \$0.00 | \$0.00 | \$0.00 |
| 02001 | APACHE COUNTY SCHOOL EQUALIZATION | 2017 | \$562,230.85 | \$0.00 | -\$9.83 | \$0.00 | \$562,221.02 |
| 02001 | APACHE COUNTY SCHOOL EQUALIZATION | Total | \$564,538.90 | \$0.00 | -\$9.83 | \$0.00 | \$564,529.07 |
| 02001 | APACHE COUNTY SCHOOL EQUALIZATION | 2014 | \$70.45 | \$0.00 | \$0.00 | \$0.00 | \$70.45 |
| 02001 | APACHE COUNTY SCHOOL EQUALIZATION | 2016 | \$2,108.38 | \$0.00 | \$0.00 | \$0.00 | \$2,108.38 |
| 02001 | APACHE COUNTY SCHOOL EQUALIZATION | 2015 | \$129.22 | \$0.00 | \$0.00 | \$0.00 | \$129.22 |
| 02001P | County School Equalization | 2012 | \$10.77 | \$0.00 | \$0.00 | \$0.00 | \$10.77 |

| | | | | | | | |
|----------|-----------------------------|-------|--------------|--------|--------|--------|--------------|
| 02001P | County School Equalization | Total | \$51.94 | \$0.00 | \$0.00 | \$0.00 | \$51.94 |
| 02001P | County School Equalization | 2011 | \$2.93 | \$0.00 | \$0.00 | \$0.00 | \$2.93 |
| 02001P | County School Equalization | 2009 | \$9.86 | \$0.00 | \$0.00 | \$0.00 | \$9.86 |
| 02001P | County School Equalization | 2010 | \$10.08 | \$0.00 | \$0.00 | \$0.00 | \$10.08 |
| 02001P | County School Equalization | 2013 | \$18.30 | \$0.00 | \$0.00 | \$0.00 | \$18.30 |
| 03000 | MOBILE HOME RELOCATION FUND | 2014 | \$8.00 | \$0.00 | \$0.00 | \$0.00 | \$8.00 |
| 03000 | MOBILE HOME RELOCATION FUND | 2015 | \$4.36 | \$0.00 | \$0.00 | \$0.00 | \$4.36 |
| 03000 | MOBILE HOME RELOCATION FUND | Total | \$12.36 | \$0.00 | \$0.00 | \$0.00 | \$12.36 |
| 03000P | Mobile Home Relocation | Total | \$17.86 | \$0.00 | \$0.00 | \$0.00 | \$17.86 |
| 03000P | Mobile Home Relocation | 2013 | \$17.86 | \$0.00 | \$0.00 | \$0.00 | \$17.86 |
| 04103 | TOWN OF SPRINGERVILLE | 2016 | \$0.00 | \$0.00 | \$0.00 | \$0.00 | \$0.00 |
| 04103 | TOWN OF SPRINGERVILLE | 2017 | \$0.00 | \$0.00 | \$0.00 | \$0.00 | \$0.00 |
| 04103 | TOWN OF SPRINGERVILLE | 2015 | \$0.00 | \$0.00 | \$0.00 | \$0.00 | \$0.00 |
| 04103 | TOWN OF SPRINGERVILLE | Total | \$0.00 | \$0.00 | \$0.00 | \$0.00 | \$0.00 |
| 04106 | TOWN OF EAGAR | 2015 | \$0.00 | \$0.00 | \$0.00 | \$0.00 | \$0.00 |
| 04106 | TOWN OF EAGAR | Total | \$0.00 | \$0.00 | \$0.00 | \$0.00 | \$0.00 |
| 04106 | TOWN OF EAGAR | 2016 | \$0.00 | \$0.00 | \$0.00 | \$0.00 | \$0.00 |
| 04106 | TOWN OF EAGAR | 2017 | \$0.00 | \$0.00 | \$0.00 | \$0.00 | \$0.00 |
| 04150 | CITY OF ST JOHNS | 2017 | \$0.00 | \$0.00 | \$0.00 | \$0.00 | \$0.00 |
| 04150 | CITY OF ST JOHNS | 2015 | \$0.00 | \$0.00 | \$0.00 | \$0.00 | \$0.00 |
| 04150 | CITY OF ST JOHNS | 2016 | \$0.00 | \$0.00 | \$0.00 | \$0.00 | \$0.00 |
| 04150 | CITY OF ST JOHNS | Total | \$0.00 | \$0.00 | \$0.00 | \$0.00 | \$0.00 |
| 05006 | SD #6 CONCHO ELEMENTARY | 2015 | \$383.02 | \$0.00 | \$0.00 | \$0.00 | \$383.02 |
| 05006 | SD #6 CONCHO ELEMENTARY | Total | \$292,856.50 | \$0.00 | \$0.00 | \$0.00 | \$292,856.50 |
| 05006 | SD #6 CONCHO ELEMENTARY | 2014 | \$190.26 | \$0.00 | \$0.00 | \$0.00 | \$190.26 |
| 05006 | SD #6 CONCHO ELEMENTARY | 2016 | \$4,169.66 | \$0.00 | \$0.00 | \$0.00 | \$4,169.66 |
| 05006 | SD #6 CONCHO ELEMENTARY | 2017 | \$288,113.56 | \$0.00 | \$0.00 | \$0.00 | \$288,113.56 |
| 05006_S | SD #6 CONCHO ELEMENTARY | Total | -\$24,880.08 | \$0.00 | \$0.00 | \$0.00 | -\$24,880.08 |
| 05006_S | SD #6 CONCHO ELEMENTARY | 2016 | -\$462.69 | \$0.00 | \$0.00 | \$0.00 | -\$462.69 |
| 05006_S | SD #6 CONCHO ELEMENTARY | 2015 | -\$14.04 | \$0.00 | \$0.00 | \$0.00 | -\$14.04 |
| 05006_S | SD #6 CONCHO ELEMENTARY | 2014 | -\$0.18 | \$0.00 | \$0.00 | \$0.00 | -\$0.18 |
| 05006_S | SD #6 CONCHO ELEMENTARY | 2017 | -\$24,403.17 | \$0.00 | \$0.00 | \$0.00 | -\$24,403.17 |
| 05006P | Concho Elementary SD#6 | 2012 | \$71.92 | \$0.00 | \$0.00 | \$0.00 | \$71.92 |
| 05006P | Concho Elementary SD#6 | 2009 | \$92.63 | \$0.00 | \$0.00 | \$0.00 | \$92.63 |
| 05006P | Concho Elementary SD#6 | 2010 | \$99.85 | \$0.00 | \$0.00 | \$0.00 | \$99.85 |
| 05006P | Concho Elementary SD#6 | Total | \$280.75 | \$0.00 | \$0.00 | \$0.00 | \$280.75 |
| 05006P | Concho Elementary SD#6 | 2013 | \$16.35 | \$0.00 | \$0.00 | \$0.00 | \$16.35 |
| 05006P_S | Concho Elementary SD#6 | 2009 | -\$35.78 | \$0.00 | \$0.00 | \$0.00 | -\$35.78 |
| 05006P_S | Concho Elementary SD#6 | 2010 | -\$39.93 | \$0.00 | \$0.00 | \$0.00 | -\$39.93 |
| 05006P_S | Concho Elementary SD#6 | Total | -\$75.71 | \$0.00 | \$0.00 | \$0.00 | -\$75.71 |

| | | | | | | | |
|----------|-------------------------------------|-------|----------------|--------|----------|--------|----------------|
| 05007 | SD #7 ALPINE ELEMENTARY | 2017 | \$118,166.84 | \$0.00 | \$0.00 | \$0.00 | \$118,166.84 |
| 05007 | SD #7 ALPINE ELEMENTARY | 2016 | \$982.42 | \$0.00 | \$0.00 | \$0.00 | \$982.42 |
| 05007 | SD #7 ALPINE ELEMENTARY | Total | \$119,149.26 | \$0.00 | \$0.00 | \$0.00 | \$119,149.26 |
| 05007_S | SD #7 ALPINE ELEMENTARY | 2017 | -\$14,535.75 | \$0.00 | \$0.00 | \$0.00 | -\$14,535.75 |
| 05007_S | SD #7 ALPINE ELEMENTARY | Total | -\$14,622.09 | \$0.00 | \$0.00 | \$0.00 | -\$14,622.09 |
| 05007_S | SD #7 ALPINE ELEMENTARY | 2016 | -\$86.34 | \$0.00 | \$0.00 | \$0.00 | -\$86.34 |
| 05009 | SD #9 VERNON ELEMENTARY | 2017 | \$310,927.11 | \$0.00 | \$0.00 | \$0.00 | \$310,927.11 |
| 05009 | SD #9 VERNON ELEMENTARY | 2016 | \$427.33 | \$0.00 | \$0.00 | \$0.00 | \$427.33 |
| 05009 | SD #9 VERNON ELEMENTARY | 2014 | \$28.21 | \$0.00 | \$0.00 | \$0.00 | \$28.21 |
| 05009 | SD #9 VERNON ELEMENTARY | 2015 | \$13.48 | \$0.00 | \$0.00 | \$0.00 | \$13.48 |
| 05009 | SD #9 VERNON ELEMENTARY | Total | \$311,396.13 | \$0.00 | \$0.00 | \$0.00 | \$311,396.13 |
| 05009_S | SD #9 VERNON ELEMENTARY | 2016 | -\$5.93 | \$0.00 | \$0.00 | \$0.00 | -\$5.93 |
| 05009_S | SD #9 VERNON ELEMENTARY | 2017 | -\$37,327.68 | \$0.00 | \$0.00 | \$0.00 | -\$37,327.68 |
| 05009_S | SD #9 VERNON ELEMENTARY | Total | -\$37,333.61 | \$0.00 | \$0.00 | \$0.00 | -\$37,333.61 |
| 05023 | SD #23 MCNARY ELEMENTARY | Total | \$0.00 | \$0.00 | \$0.00 | \$0.00 | \$0.00 |
| 05023 | SD #23 MCNARY ELEMENTARY | 2017 | \$0.00 | \$0.00 | \$0.00 | \$0.00 | \$0.00 |
| 06000S | Post Secondary Education | Total | \$4.68 | \$0.00 | \$0.00 | \$0.00 | \$4.68 |
| 06000S | Post Secondary Education | 2013 | \$4.68 | \$0.00 | \$0.00 | \$0.00 | \$4.68 |
| 07001 | SD #1 ST JOHNS UNIFIED | 2017 | \$296,880.55 | \$0.00 | -\$74.98 | \$0.00 | \$296,805.57 |
| 07001 | SD #1 ST JOHNS UNIFIED | Total | \$298,743.63 | \$0.00 | -\$74.98 | \$0.00 | \$298,668.65 |
| 07001 | SD #1 ST JOHNS UNIFIED | 2014 | \$25.60 | \$0.00 | \$0.00 | \$0.00 | \$25.60 |
| 07001 | SD #1 ST JOHNS UNIFIED | 2016 | \$1,465.80 | \$0.00 | \$0.00 | \$0.00 | \$1,465.80 |
| 07001 | SD #1 ST JOHNS UNIFIED | 2015 | \$371.68 | \$0.00 | \$0.00 | \$0.00 | \$371.68 |
| 07001_S | SD #1 ST JOHNS UNIFIED | 2017 | -\$28,479.19 | \$0.00 | \$52.82 | \$0.00 | -\$28,426.37 |
| 07001_S | SD #1 ST JOHNS UNIFIED | 2015 | -\$42.70 | \$0.00 | \$0.00 | \$0.00 | -\$42.70 |
| 07001_S | SD #1 ST JOHNS UNIFIED | 2014 | \$0.00 | \$0.00 | \$0.00 | \$0.00 | \$0.00 |
| 07001_S | SD #1 ST JOHNS UNIFIED | Total | -\$28,670.86 | \$0.00 | \$52.82 | \$0.00 | -\$28,618.04 |
| 07001_S | SD #1 ST JOHNS UNIFIED | 2016 | -\$148.97 | \$0.00 | \$0.00 | \$0.00 | -\$148.97 |
| 07001P | St Johns Unified School District #1 | Total | \$69.07 | \$0.00 | \$0.00 | \$0.00 | \$69.07 |
| 07001P | St Johns Unified School District #1 | 2013 | \$69.07 | \$0.00 | \$0.00 | \$0.00 | \$69.07 |
| 07001P | St Johns Unified School District #1 | 2012 | \$0.00 | \$0.00 | \$0.00 | \$0.00 | \$0.00 |
| 07001P_S | St Johns Unified School District #1 | Total | \$0.00 | \$0.00 | \$0.00 | \$0.00 | \$0.00 |
| 07001P_S | St Johns Unified School District #1 | 2013 | \$0.00 | \$0.00 | \$0.00 | \$0.00 | \$0.00 |
| 07008 | SD #8 WINDOW ROCK UNIFIED | 2017 | \$0.00 | \$0.00 | \$0.00 | \$0.00 | \$0.00 |
| 07008 | SD #8 WINDOW ROCK UNIFIED | 2016 | \$0.00 | \$0.00 | \$0.00 | \$0.00 | \$0.00 |
| 07008 | SD #8 WINDOW ROCK UNIFIED | Total | \$0.00 | \$0.00 | \$0.00 | \$0.00 | \$0.00 |
| 07010 | SD #10 ROUND VALLEY UNIFIED | 2016 | \$2,587.30 | \$0.00 | \$0.00 | \$0.00 | \$2,587.30 |
| 07010 | SD #10 ROUND VALLEY UNIFIED | 2015 | \$56.01 | \$0.00 | \$0.00 | \$0.00 | \$56.01 |
| 07010 | SD #10 ROUND VALLEY UNIFIED | 2017 | \$1,466,426.16 | \$0.00 | \$0.00 | \$0.00 | \$1,466,426.16 |
| 07010 | SD #10 ROUND VALLEY UNIFIED | Total | \$1,469,171.45 | \$0.00 | \$0.00 | \$0.00 | \$1,469,171.45 |

| | | | | | | | |
|---------|--|-------|--------------|--------|---------|--------|--------------|
| 07010 | SD #10 ROUND VALLEY UNIFIED | 2014 | \$101.98 | \$0.00 | \$0.00 | \$0.00 | \$101.98 |
| 07010_S | SD #10 ROUND VALLEY UNIFIED | Total | -\$51,318.90 | \$0.00 | \$0.00 | \$0.00 | -\$51,318.90 |
| 07010_S | SD #10 ROUND VALLEY UNIFIED | 2017 | -\$51,129.03 | \$0.00 | \$0.00 | \$0.00 | -\$51,129.03 |
| 07010_S | SD #10 ROUND VALLEY UNIFIED | 2015 | -\$10.35 | \$0.00 | \$0.00 | \$0.00 | -\$10.35 |
| 07010_S | SD #10 ROUND VALLEY UNIFIED | 2014 | -\$3.78 | \$0.00 | \$0.00 | \$0.00 | -\$3.78 |
| 07010_S | SD #10 ROUND VALLEY UNIFIED | 2016 | -\$175.74 | \$0.00 | \$0.00 | \$0.00 | -\$175.74 |
| 07010P | Round Valley Unified School Ditriect #10 | 2013 | \$13.98 | \$0.00 | \$0.00 | \$0.00 | \$13.98 |
| 07010P | Round Valley Unified School Ditriect #10 | Total | \$13.98 | \$0.00 | \$0.00 | \$0.00 | \$13.98 |
| 07018 | SD #18 SANDERS UNIFIED | 2017 | \$0.00 | \$0.00 | \$0.00 | \$0.00 | \$0.00 |
| 07018 | SD #18 SANDERS UNIFIED | 2016 | \$0.00 | \$0.00 | \$0.00 | \$0.00 | \$0.00 |
| 07018 | SD #18 SANDERS UNIFIED | 2015 | \$0.00 | \$0.00 | \$0.00 | \$0.00 | \$0.00 |
| 07018 | SD #18 SANDERS UNIFIED | Total | \$0.00 | \$0.00 | \$0.00 | \$0.00 | \$0.00 |
| 07019 | SD #20 GANADO UNIFIED | 2017 | \$122,940.19 | \$0.00 | \$0.00 | \$0.00 | \$122,940.19 |
| 07019 | SD #20 GANADO UNIFIED | Total | \$122,940.19 | \$0.00 | \$0.00 | \$0.00 | \$122,940.19 |
| 07024 | SD #24 CHINLE UNIFIED | 2016 | \$0.00 | \$0.00 | \$0.00 | \$0.00 | \$0.00 |
| 07024 | SD #24 CHINLE UNIFIED | Total | \$34,268.10 | \$0.00 | \$0.00 | \$0.00 | \$34,268.10 |
| 07024 | SD #24 CHINLE UNIFIED | 2017 | \$34,268.10 | \$0.00 | \$0.00 | \$0.00 | \$34,268.10 |
| 07024_S | SD #24 CHINLE UNIFIED | 2017 | -\$93.99 | \$0.00 | \$0.00 | \$0.00 | -\$93.99 |
| 07024_S | SD #24 CHINLE UNIFIED | Total | -\$93.99 | \$0.00 | \$0.00 | \$0.00 | -\$93.99 |
| 07027 | SD #27 RED MESA UNIFIED | 2017 | \$4,963.94 | \$0.00 | \$0.00 | \$0.00 | \$4,963.94 |
| 07027 | SD #27 RED MESA UNIFIED | Total | \$4,963.94 | \$0.00 | \$0.00 | \$0.00 | \$4,963.94 |
| 07999 | SD #10 MINIMUM SCHOOL TAX | 2015 | \$21.67 | \$0.00 | \$0.00 | \$0.00 | \$21.67 |
| 07999 | SD #10 MINIMUM SCHOOL TAX | 2017 | \$262,802.41 | \$0.00 | \$0.00 | \$0.00 | \$262,802.41 |
| 07999 | SD #10 MINIMUM SCHOOL TAX | Total | \$263,669.74 | \$0.00 | \$0.00 | \$0.00 | \$263,669.74 |
| 07999 | SD #10 MINIMUM SCHOOL TAX | 2014 | \$39.69 | \$0.00 | \$0.00 | \$0.00 | \$39.69 |
| 07999 | SD #10 MINIMUM SCHOOL TAX | 2016 | \$805.97 | \$0.00 | \$0.00 | \$0.00 | \$805.97 |
| 07999_S | SD #10 MINIMUM SCHOOL TAX | Total | -\$9,225.64 | \$0.00 | \$0.00 | \$0.00 | -\$9,225.64 |
| 07999_S | SD #10 MINIMUM SCHOOL TAX | 2016 | -\$54.76 | \$0.00 | \$0.00 | \$0.00 | -\$54.76 |
| 07999_S | SD #10 MINIMUM SCHOOL TAX | 2015 | -\$4.01 | \$0.00 | \$0.00 | \$0.00 | -\$4.01 |
| 07999_S | SD #10 MINIMUM SCHOOL TAX | 2017 | -\$9,165.15 | \$0.00 | \$0.00 | \$0.00 | -\$9,165.15 |
| 07999_S | SD #10 MINIMUM SCHOOL TAX | 2014 | -\$1.72 | \$0.00 | \$0.00 | \$0.00 | -\$1.72 |
| 08000S | Junior College Tuition | Total | \$13.96 | \$0.00 | \$0.00 | \$0.00 | \$13.96 |
| 08000S | Junior College Tuition | 2013 | \$13.96 | \$0.00 | \$0.00 | \$0.00 | \$13.96 |
| 10251 | NAVAPACHE HOSP DIST | 2017 | \$0.00 | \$0.00 | \$0.00 | \$0.00 | \$0.00 |
| 10251 | NAVAPACHE HOSP DIST | Total | \$0.00 | \$0.00 | \$0.00 | \$0.00 | \$0.00 |
| 10260 | WHITE MTN HEALTH CARE DIST | 2014 | \$32.85 | \$0.00 | \$0.00 | \$0.00 | \$32.85 |
| 10260 | WHITE MTN HEALTH CARE DIST | 2015 | \$67.27 | \$0.00 | \$0.00 | \$0.00 | \$67.27 |
| 10260 | WHITE MTN HEALTH CARE DIST | Total | \$130,991.78 | \$0.00 | -\$9.18 | \$0.00 | \$130,982.60 |
| 10260 | WHITE MTN HEALTH CARE DIST | 2016 | \$1,351.84 | \$0.00 | \$0.00 | \$0.00 | \$1,351.84 |
| 10260 | WHITE MTN HEALTH CARE DIST | 2017 | \$129,539.82 | \$0.00 | -\$9.18 | \$0.00 | \$129,530.64 |

| | | | | | | | |
|--------|-------------------------------------|-------|--------------|--------|--------|--------|--------------|
| 10260S | White Mountain Health Care District | 2012 | \$0.00 | \$0.00 | \$0.00 | \$0.00 | \$0.00 |
| 10260S | White Mountain Health Care District | Total | \$16.57 | \$0.00 | \$0.00 | \$0.00 | \$16.57 |
| 10260S | White Mountain Health Care District | 2013 | \$16.57 | \$0.00 | \$0.00 | \$0.00 | \$16.57 |
| 10270 | NORTHERN HEALTH CARE DIST | 2015 | \$90.95 | \$0.00 | \$0.00 | \$0.00 | \$90.95 |
| 10270 | NORTHERN HEALTH CARE DIST | 2017 | \$492,665.87 | \$0.00 | \$0.00 | \$0.00 | \$492,665.87 |
| 10270 | NORTHERN HEALTH CARE DIST | 2016 | \$2,062.62 | \$0.00 | \$0.00 | \$0.00 | \$2,062.62 |
| 10270 | NORTHERN HEALTH CARE DIST | Total | \$494,848.38 | \$0.00 | \$0.00 | \$0.00 | \$494,848.38 |
| 10270 | NORTHERN HEALTH CARE DIST | 2014 | \$28.94 | \$0.00 | \$0.00 | \$0.00 | \$28.94 |
| 10270S | Northern Health Care District | 2013 | \$8.73 | \$0.00 | \$0.00 | \$0.00 | \$8.73 |
| 10270S | Northern Health Care District | Total | \$54.89 | \$0.00 | \$0.00 | \$0.00 | \$54.89 |
| 10270S | Northern Health Care District | 2011 | \$23.35 | \$0.00 | \$0.00 | \$0.00 | \$23.35 |
| 10270S | Northern Health Care District | 2012 | \$8.52 | \$0.00 | \$0.00 | \$0.00 | \$8.52 |
| 10270S | Northern Health Care District | 2009 | \$14.29 | \$0.00 | \$0.00 | \$0.00 | \$14.29 |
| 11603 | FD CONCHO | 2015 | \$45.28 | \$0.00 | \$0.00 | \$0.00 | \$45.28 |
| 11603 | FD CONCHO | Total | \$23,593.09 | \$0.00 | \$0.00 | \$0.00 | \$23,593.09 |
| 11603 | FD CONCHO | 2017 | \$23,265.16 | \$0.00 | \$0.00 | \$0.00 | \$23,265.16 |
| 11603 | FD CONCHO | 2016 | \$282.65 | \$0.00 | \$0.00 | \$0.00 | \$282.65 |
| 11603S | Concho Fire District | 2010 | \$45.98 | \$0.00 | \$0.00 | \$0.00 | \$45.98 |
| 11603S | Concho Fire District | 2009 | \$53.55 | \$0.00 | \$0.00 | \$0.00 | \$53.55 |
| 11603S | Concho Fire District | Total | \$99.53 | \$0.00 | \$0.00 | \$0.00 | \$99.53 |
| 11604 | FD GREER | 2015 | \$0.00 | \$0.00 | \$0.00 | \$0.00 | \$0.00 |
| 11604 | FD GREER | Total | \$140,047.44 | \$0.00 | \$0.00 | \$0.00 | \$140,047.44 |
| 11604 | FD GREER | 2016 | \$2,050.89 | \$0.00 | \$0.00 | \$0.00 | \$2,050.89 |
| 11604 | FD GREER | 2017 | \$137,996.55 | \$0.00 | \$0.00 | \$0.00 | \$137,996.55 |
| 11605 | FD ALPINE | 2017 | \$82,690.12 | \$0.00 | \$0.00 | \$0.00 | \$82,690.12 |
| 11605 | FD ALPINE | Total | \$83,802.90 | \$0.00 | \$0.00 | \$0.00 | \$83,802.90 |
| 11605 | FD ALPINE | 2016 | \$1,112.78 | \$0.00 | \$0.00 | \$0.00 | \$1,112.78 |
| 11618 | FD PUERCO | Total | \$96,961.10 | \$0.00 | \$0.00 | \$0.00 | \$96,961.10 |
| 11618 | FD PUERCO | 2016 | \$1,650.48 | \$0.00 | \$0.00 | \$0.00 | \$1,650.48 |
| 11618 | FD PUERCO | 2017 | \$95,225.26 | \$0.00 | \$0.00 | \$0.00 | \$95,225.26 |
| 11618 | FD PUERCO | 2015 | \$75.91 | \$0.00 | \$0.00 | \$0.00 | \$75.91 |
| 11618 | FD PUERCO | 2014 | \$9.45 | \$0.00 | \$0.00 | \$0.00 | \$9.45 |
| 11618S | Puerco Fire District | 2012 | \$8.77 | \$0.00 | \$0.00 | \$0.00 | \$8.77 |
| 11618S | Puerco Fire District | Total | \$57.53 | \$0.00 | \$0.00 | \$0.00 | \$57.53 |
| 11618S | Puerco Fire District | 2011 | \$24.62 | \$0.00 | \$0.00 | \$0.00 | \$24.62 |
| 11618S | Puerco Fire District | 2013 | \$8.66 | \$0.00 | \$0.00 | \$0.00 | \$8.66 |
| 11618S | Puerco Fire District | 2009 | \$15.48 | \$0.00 | \$0.00 | \$0.00 | \$15.48 |
| 11619 | FD GANADO | Total | \$191,083.39 | \$0.00 | \$0.00 | \$0.00 | \$191,083.39 |
| 11619 | FD GANADO | 2017 | \$191,083.39 | \$0.00 | \$0.00 | \$0.00 | \$191,083.39 |
| 11620 | FD VERNON | 2016 | \$214.25 | \$0.00 | \$0.00 | \$0.00 | \$214.25 |

| | | | | | | | |
|--------|----------------------------------|-------|--------------|--------|---------|--------|--------------|
| 11620 | FD VERNON | 2017 | \$131,494.98 | \$0.00 | \$0.00 | \$0.00 | \$131,494.98 |
| 11620 | FD VERNON | 2014 | \$28.85 | \$0.00 | \$0.00 | \$0.00 | \$28.85 |
| 11620 | FD VERNON | Total | \$131,751.56 | \$0.00 | \$0.00 | \$0.00 | \$131,751.56 |
| 11620 | FD VERNON | 2015 | \$13.48 | \$0.00 | \$0.00 | \$0.00 | \$13.48 |
| 11621 | FD NUTRIOSO | 2016 | \$258.56 | \$0.00 | \$0.00 | \$0.00 | \$258.56 |
| 11621 | FD NUTRIOSO | Total | \$33,328.64 | \$0.00 | \$0.00 | \$0.00 | \$33,328.64 |
| 11621 | FD NUTRIOSO | 2017 | \$33,070.08 | \$0.00 | \$0.00 | \$0.00 | \$33,070.08 |
| 11900 | APACHE COUNTY FD ASSISTANCE FUND | 2016 | \$343.00 | \$0.00 | \$0.00 | \$0.00 | \$343.00 |
| 11900 | APACHE COUNTY FD ASSISTANCE FUND | Total | \$95,416.29 | \$0.00 | -\$1.66 | \$0.00 | \$95,414.63 |
| 11900 | APACHE COUNTY FD ASSISTANCE FUND | 2017 | \$95,041.12 | \$0.00 | -\$1.66 | \$0.00 | \$95,039.46 |
| 11900 | APACHE COUNTY FD ASSISTANCE FUND | 2014 | \$11.80 | \$0.00 | \$0.00 | \$0.00 | \$11.80 |
| 11900 | APACHE COUNTY FD ASSISTANCE FUND | 2015 | \$20.37 | \$0.00 | \$0.00 | \$0.00 | \$20.37 |
| 11900S | Fire District Assistance Fund | 2010 | \$2.30 | \$0.00 | \$0.00 | \$0.00 | \$2.30 |
| 11900S | Fire District Assistance Fund | Total | \$11.19 | \$0.00 | \$0.00 | \$0.00 | \$11.19 |
| 11900S | Fire District Assistance Fund | 2009 | \$2.83 | \$0.00 | \$0.00 | \$0.00 | \$2.83 |
| 11900S | Fire District Assistance Fund | 2011 | \$0.59 | \$0.00 | \$0.00 | \$0.00 | \$0.59 |
| 11900S | Fire District Assistance Fund | 2013 | \$3.80 | \$0.00 | \$0.00 | \$0.00 | \$3.80 |
| 11900S | Fire District Assistance Fund | 2012 | \$1.67 | \$0.00 | \$0.00 | \$0.00 | \$1.67 |
| 14900 | APACHE COUNTY LIBRARY DIST | 2016 | \$1,305.08 | \$0.00 | \$0.00 | \$0.00 | \$1,305.08 |
| 14900 | APACHE COUNTY LIBRARY DIST | 2017 | \$356,865.53 | \$0.00 | -\$6.24 | \$0.00 | \$356,859.29 |
| 14900 | APACHE COUNTY LIBRARY DIST | 2015 | \$73.08 | \$0.00 | \$0.00 | \$0.00 | \$73.08 |
| 14900 | APACHE COUNTY LIBRARY DIST | 2014 | \$40.41 | \$0.00 | \$0.00 | \$0.00 | \$40.41 |
| 14900 | APACHE COUNTY LIBRARY DIST | Total | \$358,284.10 | \$0.00 | -\$6.24 | \$0.00 | \$358,277.86 |
| 14900S | Library District | 2011 | \$2.34 | \$0.00 | \$0.00 | \$0.00 | \$2.34 |
| 14900S | Library District | 2013 | \$10.12 | \$0.00 | \$0.00 | \$0.00 | \$10.12 |
| 14900S | Library District | 2009 | \$10.62 | \$0.00 | \$0.00 | \$0.00 | \$10.62 |
| 14900S | Library District | 2010 | \$8.72 | \$0.00 | \$0.00 | \$0.00 | \$8.72 |
| 14900S | Library District | Total | \$36.85 | \$0.00 | \$0.00 | \$0.00 | \$36.85 |
| 14900S | Library District | 2012 | \$5.05 | \$0.00 | \$0.00 | \$0.00 | \$5.05 |
| 14901 | APACHE COUNTY LIBRARY BOND | 2017 | \$140,831.56 | \$0.00 | -\$2.46 | \$0.00 | \$140,829.10 |
| 14901 | APACHE COUNTY LIBRARY BOND | 2014 | \$13.91 | \$0.00 | \$0.00 | \$0.00 | \$13.91 |
| 14901 | APACHE COUNTY LIBRARY BOND | Total | \$141,391.30 | \$0.00 | -\$2.46 | \$0.00 | \$141,388.84 |
| 14901 | APACHE COUNTY LIBRARY BOND | 2016 | \$518.93 | \$0.00 | \$0.00 | \$0.00 | \$518.93 |
| 14901 | APACHE COUNTY LIBRARY BOND | 2015 | \$26.90 | \$0.00 | \$0.00 | \$0.00 | \$26.90 |
| 14901S | Library Bond | 2009 | \$4.24 | \$0.00 | \$0.00 | \$0.00 | \$4.24 |
| 14901S | Library Bond | 2012 | \$2.54 | \$0.00 | \$0.00 | \$0.00 | \$2.54 |
| 14901S | Library Bond | 2011 | \$0.73 | \$0.00 | \$0.00 | \$0.00 | \$0.73 |
| 14901S | Library Bond | 2010 | \$2.70 | \$0.00 | \$0.00 | \$0.00 | \$2.70 |
| 14901S | Library Bond | 2013 | \$3.81 | \$0.00 | \$0.00 | \$0.00 | \$3.81 |
| 14901S | Library Bond | Total | \$14.02 | \$0.00 | \$0.00 | \$0.00 | \$14.02 |

| | | | | | | | |
|-------|----------------------------------|-------|--------------|--------|---------|--------|--------------|
| 15000 | APACHE COUNTY FLOOD CONTROL DIST | 2017 | \$37,740.30 | \$0.00 | -\$1.70 | \$0.00 | \$37,738.60 |
| 15000 | APACHE COUNTY FLOOD CONTROL DIST | 2015 | \$15.64 | \$0.00 | \$0.00 | \$0.00 | \$15.64 |
| 15000 | APACHE COUNTY FLOOD CONTROL DIST | Total | \$38,097.43 | \$0.00 | -\$1.70 | \$0.00 | \$38,095.73 |
| 15000 | APACHE COUNTY FLOOD CONTROL DIST | 2014 | \$2.66 | \$0.00 | \$0.00 | \$0.00 | \$2.66 |
| 15000 | APACHE COUNTY FLOOD CONTROL DIST | 2016 | \$338.83 | \$0.00 | \$0.00 | \$0.00 | \$338.83 |
| 16000 | DWID OJO BONITO | 2017 | \$0.00 | \$0.00 | \$0.00 | \$0.00 | \$0.00 |
| 16000 | DWID OJO BONITO | Total | \$0.00 | \$0.00 | \$0.00 | \$0.00 | \$0.00 |
| 16001 | DWID VERNON | Total | \$0.00 | \$0.00 | \$0.00 | \$0.00 | \$0.00 |
| 16001 | DWID VERNON | 2017 | \$0.00 | \$0.00 | \$0.00 | \$0.00 | \$0.00 |
| 16002 | DWID ALPINE | Total | \$0.00 | \$0.00 | \$0.00 | \$0.00 | \$0.00 |
| 16002 | DWID ALPINE | 2017 | \$0.00 | \$0.00 | \$0.00 | \$0.00 | \$0.00 |
| 16002 | DWID ALPINE | 2016 | \$0.00 | \$0.00 | \$0.00 | \$0.00 | \$0.00 |
| 20603 | WID GREER BOND | 2017 | \$0.00 | \$0.00 | \$0.00 | \$0.00 | \$0.00 |
| 20603 | WID GREER BOND | Total | \$0.00 | \$0.00 | \$0.00 | \$0.00 | \$0.00 |
| 21701 | SAN DIST ALPINE | Total | \$32,693.01 | \$0.00 | \$0.00 | \$0.00 | \$32,693.01 |
| 21701 | SAN DIST ALPINE | 2016 | \$399.26 | \$0.00 | \$0.00 | \$0.00 | \$399.26 |
| 21701 | SAN DIST ALPINE | 2017 | \$32,293.75 | \$0.00 | \$0.00 | \$0.00 | \$32,293.75 |
| 21710 | SAN DIST LITTLE COLORADO | 2017 | \$14,010.30 | \$0.00 | \$0.00 | \$0.00 | \$14,010.30 |
| 21710 | SAN DIST LITTLE COLORADO | Total | \$14,242.41 | \$0.00 | \$0.00 | \$0.00 | \$14,242.41 |
| 21710 | SAN DIST LITTLE COLORADO | 2016 | \$232.11 | \$0.00 | \$0.00 | \$0.00 | \$232.11 |
| 23951 | RES DIST #8 NAVAJO INDIAN | 2016 | \$0.00 | \$0.00 | \$0.00 | \$0.00 | \$0.00 |
| 23951 | RES DIST #8 NAVAJO INDIAN | 2017 | \$0.00 | \$0.00 | \$0.00 | \$0.00 | \$0.00 |
| 23951 | RES DIST #8 NAVAJO INDIAN | Total | \$0.00 | \$0.00 | \$0.00 | \$0.00 | \$0.00 |
| 23952 | RES DIST #10 APACHE INDIAN | 2017 | \$0.00 | \$0.00 | \$0.00 | \$0.00 | \$0.00 |
| 23952 | RES DIST #10 APACHE INDIAN | Total | \$0.00 | \$0.00 | \$0.00 | \$0.00 | \$0.00 |
| 23953 | RES DIST #18 NAVAJO INDIAN | Total | \$0.00 | \$0.00 | \$0.00 | \$0.00 | \$0.00 |
| 23953 | RES DIST #18 NAVAJO INDIAN | 2017 | \$0.00 | \$0.00 | \$0.00 | \$0.00 | \$0.00 |
| 23953 | RES DIST #18 NAVAJO INDIAN | 2015 | \$0.00 | \$0.00 | \$0.00 | \$0.00 | \$0.00 |
| 23953 | RES DIST #18 NAVAJO INDIAN | 2016 | \$0.00 | \$0.00 | \$0.00 | \$0.00 | \$0.00 |
| 23954 | RES DIST #19 NAVAJO INDIAN | 2017 | \$0.00 | \$0.00 | \$0.00 | \$0.00 | \$0.00 |
| 23954 | RES DIST #19 NAVAJO INDIAN | Total | \$0.00 | \$0.00 | \$0.00 | \$0.00 | \$0.00 |
| 23955 | RES DIST #23 APACHE INDIAN | 2017 | \$0.00 | \$0.00 | \$0.00 | \$0.00 | \$0.00 |
| 23955 | RES DIST #23 APACHE INDIAN | Total | \$0.00 | \$0.00 | \$0.00 | \$0.00 | \$0.00 |
| 23956 | RES DIST #24 NAVAJO INDIAN | 2016 | \$0.00 | \$0.00 | \$0.00 | \$0.00 | \$0.00 |
| 23956 | RES DIST #24 NAVAJO INDIAN | 2017 | \$0.00 | \$0.00 | \$0.00 | \$0.00 | \$0.00 |
| 23956 | RES DIST #24 NAVAJO INDIAN | Total | \$0.00 | \$0.00 | \$0.00 | \$0.00 | \$0.00 |
| 23957 | RES DIST #27 NAVAJO INDIAN | Total | \$0.00 | \$0.00 | \$0.00 | \$0.00 | \$0.00 |
| 23957 | RES DIST #27 NAVAJO INDIAN | 2017 | \$0.00 | \$0.00 | \$0.00 | \$0.00 | \$0.00 |
| 28000 | APACHE COUNTY JAIL DIST | 2016 | \$841.72 | \$0.00 | \$0.00 | \$0.00 | \$841.72 |
| 28000 | APACHE COUNTY JAIL DIST | Total | \$231,141.92 | \$0.00 | -\$4.03 | \$0.00 | \$231,137.89 |

| | | | | | | | |
|---------|------------------------------------|-------|--------------|--------|---------|--------|--------------|
| 28000 | APACHE COUNTY JAIL DIST | 2015 | \$51.14 | \$0.00 | \$0.00 | \$0.00 | \$51.14 |
| 28000 | APACHE COUNTY JAIL DIST | 2017 | \$230,220.94 | \$0.00 | -\$4.03 | \$0.00 | \$230,216.91 |
| 28000 | APACHE COUNTY JAIL DIST | 2014 | \$28.12 | \$0.00 | \$0.00 | \$0.00 | \$28.12 |
| 28000S | Jail District | 2013 | \$9.36 | \$0.00 | \$0.00 | \$0.00 | \$9.36 |
| 28000S | Jail District | Total | \$27.92 | \$0.00 | \$0.00 | \$0.00 | \$27.92 |
| 28000S | Jail District | 2011 | \$1.62 | \$0.00 | \$0.00 | \$0.00 | \$1.62 |
| 28000S | Jail District | 2012 | \$4.56 | \$0.00 | \$0.00 | \$0.00 | \$4.56 |
| 28000S | Jail District | 2009 | \$6.69 | \$0.00 | \$0.00 | \$0.00 | \$6.69 |
| 28000S | Jail District | 2010 | \$5.69 | \$0.00 | \$0.00 | \$0.00 | \$5.69 |
| 28002 | APACHE COUNTY JAIL DIST - JUVENILE | 2017 | \$103,461.01 | \$0.00 | -\$1.81 | \$0.00 | \$103,459.20 |
| 28002 | APACHE COUNTY JAIL DIST - JUVENILE | 2016 | \$378.35 | \$0.00 | \$0.00 | \$0.00 | \$378.35 |
| 28002 | APACHE COUNTY JAIL DIST - JUVENILE | 2015 | \$21.19 | \$0.00 | \$0.00 | \$0.00 | \$21.19 |
| 28002 | APACHE COUNTY JAIL DIST - JUVENILE | 2014 | \$12.88 | \$0.00 | \$0.00 | \$0.00 | \$12.88 |
| 28002 | APACHE COUNTY JAIL DIST - JUVENILE | Total | \$103,873.43 | \$0.00 | -\$1.81 | \$0.00 | \$103,871.62 |
| 28002S | Juvenile Jail District | 2011 | \$0.68 | \$0.00 | \$0.00 | \$0.00 | \$0.68 |
| 28002S | Juvenile Jail District | Total | \$12.93 | \$0.00 | \$0.00 | \$0.00 | \$12.93 |
| 28002S | Juvenile Jail District | 2009 | \$3.35 | \$0.00 | \$0.00 | \$0.00 | \$3.35 |
| 28002S | Juvenile Jail District | 2010 | \$2.84 | \$0.00 | \$0.00 | \$0.00 | \$2.84 |
| 28002S | Juvenile Jail District | 2012 | \$1.71 | \$0.00 | \$0.00 | \$0.00 | \$1.71 |
| 28002S | Juvenile Jail District | 2013 | \$4.35 | \$0.00 | \$0.00 | \$0.00 | \$4.35 |
| 28003 | CID CONCHO WASTEWATER | Total | \$9,818.99 | \$0.00 | \$0.00 | \$0.00 | \$9,818.99 |
| 28003 | CID CONCHO WASTEWATER | 2016 | \$240.00 | \$0.00 | \$0.00 | \$0.00 | \$240.00 |
| 28003 | CID CONCHO WASTEWATER | 2017 | \$9,578.99 | \$0.00 | \$0.00 | \$0.00 | \$9,578.99 |
| 28003SD | CID CONCHO WASTEWATER | 2016 | \$0.00 | \$0.00 | \$0.00 | \$0.00 | \$0.00 |
| 28003SD | CID CONCHO WASTEWATER | Total | \$0.00 | \$0.00 | \$0.00 | \$0.00 | \$0.00 |
| 28003SD | CID CONCHO WASTEWATER | 2017 | \$0.00 | \$0.00 | \$0.00 | \$0.00 | \$0.00 |
| 29999 | APACHE COUNTY PUBLIC HEALTH DIST | 2015 | \$46.21 | \$0.00 | \$0.00 | \$0.00 | \$46.21 |
| 29999 | APACHE COUNTY PUBLIC HEALTH DIST | 2017 | \$288,352.86 | \$0.00 | -\$5.04 | \$0.00 | \$288,347.82 |
| 29999 | APACHE COUNTY PUBLIC HEALTH DIST | 2016 | \$825.32 | \$0.00 | \$0.00 | \$0.00 | \$825.32 |
| 29999 | APACHE COUNTY PUBLIC HEALTH DIST | Total | \$289,242.11 | \$0.00 | -\$5.04 | \$0.00 | \$289,237.07 |
| 29999 | APACHE COUNTY PUBLIC HEALTH DIST | 2014 | \$17.72 | \$0.00 | \$0.00 | \$0.00 | \$17.72 |
| 29999S | Public Health District | 2013 | \$5.96 | \$0.00 | \$0.00 | \$0.00 | \$5.96 |
| 29999S | Public Health District | 2010 | \$4.49 | \$0.00 | \$0.00 | \$0.00 | \$4.49 |
| 29999S | Public Health District | 2012 | \$2.79 | \$0.00 | \$0.00 | \$0.00 | \$2.79 |
| 29999S | Public Health District | 2009 | \$5.37 | \$0.00 | \$0.00 | \$0.00 | \$5.37 |
| 29999S | Public Health District | 2011 | \$1.13 | \$0.00 | \$0.00 | \$0.00 | \$1.13 |
| 29999S | Public Health District | Total | \$19.74 | \$0.00 | \$0.00 | \$0.00 | \$19.74 |
| 30000 | NORTHERN AZ VIT | 2014 | \$3.79 | \$0.00 | \$0.00 | \$0.00 | \$3.79 |
| 30000 | NORTHERN AZ VIT | 2017 | \$44,642.94 | \$0.00 | -\$1.01 | \$0.00 | \$44,641.93 |
| 30000 | NORTHERN AZ VIT | Total | \$44,654.49 | \$0.00 | -\$1.01 | \$0.00 | \$44,653.48 |

| | | | | | | | |
|--------|------------------------------------|-------|------------|--------|--------|--------|------------|
| 30000 | NORTHERN AZ VIT | 2016 | \$0.00 | \$0.00 | \$0.00 | \$0.00 | \$0.00 |
| 30000 | NORTHERN AZ VIT | 2015 | \$7.76 | \$0.00 | \$0.00 | \$0.00 | \$7.76 |
| 30000E | NORTHERN AZ VIT | Total | \$119.26 | \$0.00 | \$0.00 | \$0.00 | \$119.26 |
| 30000E | NORTHERN AZ VIT | 2016 | \$119.26 | \$0.00 | \$0.00 | \$0.00 | \$119.26 |
| 30000S | Northern Arizona VIT | 2013 | \$1.94 | \$0.00 | \$0.00 | \$0.00 | \$1.94 |
| 30000S | Northern Arizona VIT | Total | \$1.94 | \$0.00 | \$0.00 | \$0.00 | \$1.94 |
| 30000S | Northern Arizona VIT | 2012 | \$0.00 | \$0.00 | \$0.00 | \$0.00 | \$0.00 |
| 30001 | NATIVE | 2015 | \$1.19 | \$0.00 | \$0.00 | \$0.00 | \$1.19 |
| 30001 | NATIVE | 2017 | \$6,413.90 | \$0.00 | \$0.00 | \$0.00 | \$6,413.90 |
| 30001 | NATIVE | 2014 | \$0.45 | \$0.00 | \$0.00 | \$0.00 | \$0.45 |
| 30001 | NATIVE | Total | \$6,415.54 | \$0.00 | \$0.00 | \$0.00 | \$6,415.54 |
| 30001E | NATIVE | Total | \$27.30 | \$0.00 | \$0.00 | \$0.00 | \$27.30 |
| 30001E | NATIVE | 2016 | \$27.30 | \$0.00 | \$0.00 | \$0.00 | \$27.30 |
| 30001S | Northeast AZ Tech Inst Of Voc Educ | 2013 | \$0.15 | \$0.00 | \$0.00 | \$0.00 | \$0.15 |
| 30001S | Northeast AZ Tech Inst Of Voc Educ | Total | \$0.95 | \$0.00 | \$0.00 | \$0.00 | \$0.95 |
| 30001S | Northeast AZ Tech Inst Of Voc Educ | 2011 | \$0.41 | \$0.00 | \$0.00 | \$0.00 | \$0.41 |
| 30001S | Northeast AZ Tech Inst Of Voc Educ | 2012 | \$0.14 | \$0.00 | \$0.00 | \$0.00 | \$0.14 |
| 30001S | Northeast AZ Tech Inst Of Voc Educ | 2009 | \$0.25 | \$0.00 | \$0.00 | \$0.00 | \$0.25 |
| 52000 | APACHE COUNTY | Total | \$0.00 | \$0.00 | \$0.00 | \$0.00 | \$0.00 |
| 52000 | APACHE COUNTY | 2015 | \$0.00 | \$0.00 | \$0.00 | \$0.00 | \$0.00 |
| 52000 | APACHE COUNTY | 2016 | \$0.00 | \$0.00 | \$0.00 | \$0.00 | \$0.00 |
| 52000 | APACHE COUNTY | 2017 | \$0.00 | \$0.00 | \$0.00 | \$0.00 | \$0.00 |
| 52000S | Apache Co Override | 2010 | \$14.37 | \$0.00 | \$0.00 | \$0.00 | \$14.37 |
| 52000S | Apache Co Override | Total | \$33.82 | \$0.00 | \$0.00 | \$0.00 | \$33.82 |
| 52000S | Apache Co Override | 2009 | \$15.42 | \$0.00 | \$0.00 | \$0.00 | \$15.42 |
| 52000S | Apache Co Override | 2011 | \$4.03 | \$0.00 | \$0.00 | \$0.00 | \$4.03 |
| 54103 | TOWN OF SPRINGERVILLE | 2017 | \$0.00 | \$0.00 | \$0.00 | \$0.00 | \$0.00 |
| 54103 | TOWN OF SPRINGERVILLE | 2016 | \$0.00 | \$0.00 | \$0.00 | \$0.00 | \$0.00 |
| 54103 | TOWN OF SPRINGERVILLE | Total | \$0.00 | \$0.00 | \$0.00 | \$0.00 | \$0.00 |
| 54103 | TOWN OF SPRINGERVILLE | 2015 | \$0.00 | \$0.00 | \$0.00 | \$0.00 | \$0.00 |
| 54106 | TOWN OF EAGAR | 2015 | \$0.00 | \$0.00 | \$0.00 | \$0.00 | \$0.00 |
| 54106 | TOWN OF EAGAR | 2016 | \$0.00 | \$0.00 | \$0.00 | \$0.00 | \$0.00 |
| 54106 | TOWN OF EAGAR | 2017 | \$0.00 | \$0.00 | \$0.00 | \$0.00 | \$0.00 |
| 54106 | TOWN OF EAGAR | Total | \$0.00 | \$0.00 | \$0.00 | \$0.00 | \$0.00 |
| 54150 | CITY OF ST JOHNS | 2016 | \$0.00 | \$0.00 | \$0.00 | \$0.00 | \$0.00 |
| 54150 | CITY OF ST JOHNS | 2015 | \$0.00 | \$0.00 | \$0.00 | \$0.00 | \$0.00 |
| 54150 | CITY OF ST JOHNS | 2017 | \$0.00 | \$0.00 | \$0.00 | \$0.00 | \$0.00 |
| 54150 | CITY OF ST JOHNS | Total | \$0.00 | \$0.00 | \$0.00 | \$0.00 | \$0.00 |
| 55006 | SD #6 BUDGET OVERRIDES | 2016 | \$0.00 | \$0.00 | \$0.00 | \$0.00 | \$0.00 |
| 55006 | SD #6 BUDGET OVERRIDES | 2015 | \$0.00 | \$0.00 | \$0.00 | \$0.00 | \$0.00 |

| | | | | | | | |
|--------|-----------------------------------|-------|--------------|--------|----------|--------|--------------|
| 55006 | SD #6 BUDGET OVERRIDES | 2017 | \$0.00 | \$0.00 | \$0.00 | \$0.00 | \$0.00 |
| 55006 | SD #6 BUDGET OVERRIDES | Total | \$0.00 | \$0.00 | \$0.00 | \$0.00 | \$0.00 |
| 55006S | SD #6 BUDGET OVERRIDES | Total | \$4.79 | \$0.00 | \$0.00 | \$0.00 | \$4.79 |
| 55006S | SD #6 BUDGET OVERRIDES | 2009 | \$4.79 | \$0.00 | \$0.00 | \$0.00 | \$4.79 |
| 55007 | SD #7 BUDGET OVERRIDES | 2016 | \$0.00 | \$0.00 | \$0.00 | \$0.00 | \$0.00 |
| 55007 | SD #7 BUDGET OVERRIDES | Total | \$0.00 | \$0.00 | \$0.00 | \$0.00 | \$0.00 |
| 55007 | SD #7 BUDGET OVERRIDES | 2017 | \$0.00 | \$0.00 | \$0.00 | \$0.00 | \$0.00 |
| 55009 | SD #9 BUDGET OVERRIDES | 2017 | \$0.00 | \$0.00 | \$0.00 | \$0.00 | \$0.00 |
| 55009 | SD #9 BUDGET OVERRIDES | 2015 | \$0.00 | \$0.00 | \$0.00 | \$0.00 | \$0.00 |
| 55009 | SD #9 BUDGET OVERRIDES | Total | \$0.00 | \$0.00 | \$0.00 | \$0.00 | \$0.00 |
| 55009 | SD #9 BUDGET OVERRIDES | 2016 | \$0.00 | \$0.00 | \$0.00 | \$0.00 | \$0.00 |
| 55023 | SD #23 BUDGET OVERRIDES | Total | \$0.00 | \$0.00 | \$0.00 | \$0.00 | \$0.00 |
| 55023 | SD #23 BUDGET OVERRIDES | 2017 | \$0.00 | \$0.00 | \$0.00 | \$0.00 | \$0.00 |
| 56000 | APACHE COUNTY POST SECONDARY EDUC | 2014 | \$14.06 | \$0.00 | \$0.00 | \$0.00 | \$14.06 |
| 56000 | POST SECONDARY EDUC | 2015 | \$29.87 | \$0.00 | \$0.00 | \$0.00 | \$29.87 |
| 56000 | POST SECONDARY EDUC | 2016 | \$589.20 | \$0.00 | \$0.00 | \$0.00 | \$589.20 |
| 56000 | POST SECONDARY EDUC | 2017 | \$161,477.61 | \$0.00 | -\$2.82 | \$0.00 | \$161,474.79 |
| 56000 | POST SECONDARY EDUC | Total | \$162,110.74 | \$0.00 | -\$2.82 | \$0.00 | \$162,107.92 |
| 57001 | SD #1 BUDGET OVERRIDES | 2016 | \$118.29 | \$0.00 | \$0.00 | \$0.00 | \$118.29 |
| 57001 | SD #1 BUDGET OVERRIDES | 2014 | \$2.33 | \$0.00 | \$0.00 | \$0.00 | \$2.33 |
| 57001 | SD #1 BUDGET OVERRIDES | Total | \$50,795.59 | \$0.00 | -\$12.79 | \$0.00 | \$50,782.80 |
| 57001 | SD #1 BUDGET OVERRIDES | 2015 | \$33.16 | \$0.00 | \$0.00 | \$0.00 | \$33.16 |
| 57001 | SD #1 BUDGET OVERRIDES | 2017 | \$50,641.81 | \$0.00 | -\$12.79 | \$0.00 | \$50,629.02 |
| 57001S | SJUSD #1 Budget Override | 2013 | \$11.69 | \$0.00 | \$0.00 | \$0.00 | \$11.69 |
| 57001S | SJUSD #1 Budget Override | 2012 | \$0.00 | \$0.00 | \$0.00 | \$0.00 | \$0.00 |
| 57001S | SJUSD #1 Budget Override | Total | \$11.69 | \$0.00 | \$0.00 | \$0.00 | \$11.69 |
| 57008 | SD #8 BUDGET OVERRIDES | 2016 | \$0.00 | \$0.00 | \$0.00 | \$0.00 | \$0.00 |
| 57008 | SD #8 BUDGET OVERRIDES | Total | \$0.00 | \$0.00 | \$0.00 | \$0.00 | \$0.00 |
| 57008 | SD #8 BUDGET OVERRIDES | 2017 | \$0.00 | \$0.00 | \$0.00 | \$0.00 | \$0.00 |
| 57010 | SD #10 BUDGET OVERRIDES | 2015 | \$10.05 | \$0.00 | \$0.00 | \$0.00 | \$10.05 |
| 57010 | SD #10 BUDGET OVERRIDES | 2016 | \$514.21 | \$0.00 | \$0.00 | \$0.00 | \$514.21 |
| 57010 | SD #10 BUDGET OVERRIDES | 2014 | \$16.10 | \$0.00 | \$0.00 | \$0.00 | \$16.10 |
| 57010 | SD #10 BUDGET OVERRIDES | Total | \$217,037.47 | \$0.00 | \$0.00 | \$0.00 | \$217,037.47 |
| 57010 | SD #10 BUDGET OVERRIDES | 2017 | \$216,497.11 | \$0.00 | \$0.00 | \$0.00 | \$216,497.11 |
| 57010S | RVUSD #10 Budget Override | Total | \$2.31 | \$0.00 | \$0.00 | \$0.00 | \$2.31 |
| 57010S | RVUSD #10 Budget Override | 2013 | \$2.31 | \$0.00 | \$0.00 | \$0.00 | \$2.31 |
| 57018 | SD #18 BUDGET OVERRIDES | Total | \$0.00 | \$0.00 | \$0.00 | \$0.00 | \$0.00 |
| 57018 | SD #18 BUDGET OVERRIDES | 2016 | \$0.00 | \$0.00 | \$0.00 | \$0.00 | \$0.00 |
| 57018 | SD #18 BUDGET OVERRIDES | 2017 | \$0.00 | \$0.00 | \$0.00 | \$0.00 | \$0.00 |
| 57018 | SD #18 BUDGET OVERRIDES | 2015 | \$0.00 | \$0.00 | \$0.00 | \$0.00 | \$0.00 |

| | | | | | | | |
|-------|----------------------------------|-------|--------------|--------|---------|--------|--------------|
| 57019 | SD #20 BUDGET OVERRIDES | Total | \$0.00 | \$0.00 | \$0.00 | \$0.00 | \$0.00 |
| 57019 | SD #20 BUDGET OVERRIDES | 2017 | \$0.00 | \$0.00 | \$0.00 | \$0.00 | \$0.00 |
| 57024 | SD #24 BUDGET OVERRIDES | 2017 | \$0.00 | \$0.00 | \$0.00 | \$0.00 | \$0.00 |
| 57024 | SD #24 BUDGET OVERRIDES | Total | \$0.00 | \$0.00 | \$0.00 | \$0.00 | \$0.00 |
| 57024 | SD #24 BUDGET OVERRIDES | 2016 | \$0.00 | \$0.00 | \$0.00 | \$0.00 | \$0.00 |
| 57027 | SD #27 BUDGET OVERRIDES | 2017 | \$0.00 | \$0.00 | \$0.00 | \$0.00 | \$0.00 |
| 57027 | SD #27 BUDGET OVERRIDES | Total | \$0.00 | \$0.00 | \$0.00 | \$0.00 | \$0.00 |
| 58000 | JR COLLEGE TUITION | 2017 | \$432,529.31 | \$0.00 | -\$7.56 | \$0.00 | \$432,521.75 |
| 58000 | JR COLLEGE TUITION | 2016 | \$1,256.24 | \$0.00 | \$0.00 | \$0.00 | \$1,256.24 |
| 58000 | JR COLLEGE TUITION | 2015 | \$76.31 | \$0.00 | \$0.00 | \$0.00 | \$76.31 |
| 58000 | APACHE COUNTY JR COLLEGE TUITION | Total | \$433,901.48 | \$0.00 | -\$7.56 | \$0.00 | \$433,893.92 |
| 58000 | APACHE COUNTY JR COLLEGE TUITION | 2014 | \$39.62 | \$0.00 | \$0.00 | \$0.00 | \$39.62 |
| 65006 | SD #6 CLASS A BONDS | 2016 | \$0.00 | \$0.00 | \$0.00 | \$0.00 | \$0.00 |
| 65006 | SD #6 CLASS A BONDS | Total | \$0.00 | \$0.00 | \$0.00 | \$0.00 | \$0.00 |
| 65006 | SD #6 CLASS A BONDS | 2017 | \$0.00 | \$0.00 | \$0.00 | \$0.00 | \$0.00 |
| 65006 | SD #6 CLASS A BONDS | 2015 | \$0.00 | \$0.00 | \$0.00 | \$0.00 | \$0.00 |
| 65007 | SD #7 CLASS A BONDS | 2016 | \$0.00 | \$0.00 | \$0.00 | \$0.00 | \$0.00 |
| 65007 | SD #7 CLASS A BONDS | Total | \$0.00 | \$0.00 | \$0.00 | \$0.00 | \$0.00 |
| 65007 | SD #7 CLASS A BONDS | 2017 | \$0.00 | \$0.00 | \$0.00 | \$0.00 | \$0.00 |
| 65009 | SD #9 CLASS A | 2017 | \$0.00 | \$0.00 | \$0.00 | \$0.00 | \$0.00 |
| 65009 | SD #9 CLASS A | 2016 | \$0.00 | \$0.00 | \$0.00 | \$0.00 | \$0.00 |
| 65009 | SD #9 CLASS A | 2015 | \$0.00 | \$0.00 | \$0.00 | \$0.00 | \$0.00 |
| 65009 | SD #9 CLASS A | Total | \$0.00 | \$0.00 | \$0.00 | \$0.00 | \$0.00 |
| 65023 | SD #23 CLASS A BONDS | Total | \$0.00 | \$0.00 | \$0.00 | \$0.00 | \$0.00 |
| 65023 | SD #23 CLASS A BONDS | 2017 | \$0.00 | \$0.00 | \$0.00 | \$0.00 | \$0.00 |
| 67001 | SD #1 CLASS A BONDS | 2017 | \$0.00 | \$0.00 | \$0.00 | \$0.00 | \$0.00 |
| 67001 | SD #1 CLASS A BONDS | Total | \$0.00 | \$0.00 | \$0.00 | \$0.00 | \$0.00 |
| 67001 | SD #1 CLASS A BONDS | 2016 | \$0.00 | \$0.00 | \$0.00 | \$0.00 | \$0.00 |
| 67001 | SD #1 CLASS A BONDS | 2015 | \$0.00 | \$0.00 | \$0.00 | \$0.00 | \$0.00 |
| 67008 | SD #8 CLASS A BONDS | 2017 | \$0.00 | \$0.00 | \$0.00 | \$0.00 | \$0.00 |
| 67008 | SD #8 CLASS A BONDS | Total | \$0.00 | \$0.00 | \$0.00 | \$0.00 | \$0.00 |
| 67008 | SD #8 CLASS A BONDS | 2016 | \$0.00 | \$0.00 | \$0.00 | \$0.00 | \$0.00 |
| 67010 | SD #10 CLASS A BONDS | 2015 | \$0.00 | \$0.00 | \$0.00 | \$0.00 | \$0.00 |
| 67010 | SD #10 CLASS A BONDS | 2017 | \$0.00 | \$0.00 | \$0.00 | \$0.00 | \$0.00 |
| 67010 | SD #10 CLASS A BONDS | 2016 | \$0.00 | \$0.00 | \$0.00 | \$0.00 | \$0.00 |
| 67010 | SD #10 CLASS A BONDS | Total | \$0.00 | \$0.00 | \$0.00 | \$0.00 | \$0.00 |
| 67018 | SD #18 CLASS A BONDS | Total | \$0.00 | \$0.00 | \$0.00 | \$0.00 | \$0.00 |
| 67018 | SD #18 CLASS A BONDS | 2016 | \$0.00 | \$0.00 | \$0.00 | \$0.00 | \$0.00 |
| 67018 | SD #18 CLASS A BONDS | 2017 | \$0.00 | \$0.00 | \$0.00 | \$0.00 | \$0.00 |
| 67018 | SD #18 CLASS A BONDS | 2015 | \$0.00 | \$0.00 | \$0.00 | \$0.00 | \$0.00 |

| | | | | | | | |
|--------|----------------------------|-------|-------------|--------|--------|--------|-------------|
| 67019 | SD #20 CLASS A BONDS | 2017 | \$0.00 | \$0.00 | \$0.00 | \$0.00 | \$0.00 |
| 67019 | SD #20 CLASS A BONDS | Total | \$0.00 | \$0.00 | \$0.00 | \$0.00 | \$0.00 |
| 67024 | SD #24 CLASS A BONDS | Total | \$0.00 | \$0.00 | \$0.00 | \$0.00 | \$0.00 |
| 67024 | SD #24 CLASS A BONDS | 2017 | \$0.00 | \$0.00 | \$0.00 | \$0.00 | \$0.00 |
| 67024 | SD #24 CLASS A BONDS | 2016 | \$0.00 | \$0.00 | \$0.00 | \$0.00 | \$0.00 |
| 67027 | SD #27 CLASS A BONDS | 2017 | \$0.00 | \$0.00 | \$0.00 | \$0.00 | \$0.00 |
| 67027 | SD #27 CLASS A BONDS | Total | \$0.00 | \$0.00 | \$0.00 | \$0.00 | \$0.00 |
| 75006 | SD #6 CLASS B BONDS | 2015 | \$23.63 | \$0.00 | \$0.00 | \$0.00 | \$23.63 |
| 75006 | SD #6 CLASS B BONDS | 2016 | \$347.77 | \$0.00 | \$0.00 | \$0.00 | \$347.77 |
| 75006 | SD #6 CLASS B BONDS | 2014 | \$14.98 | \$0.00 | \$0.00 | \$0.00 | \$14.98 |
| 75006 | SD #6 CLASS B BONDS | 2017 | \$26,546.84 | \$0.00 | \$0.00 | \$0.00 | \$26,546.84 |
| 75006 | SD #6 CLASS B BONDS | Total | \$26,933.22 | \$0.00 | \$0.00 | \$0.00 | \$26,933.22 |
| 75007 | SD #7 CLASS B BONDS | Total | \$0.00 | \$0.00 | \$0.00 | \$0.00 | \$0.00 |
| 75007 | SD #7 CLASS B BONDS | 2017 | \$0.00 | \$0.00 | \$0.00 | \$0.00 | \$0.00 |
| 75007 | SD #7 CLASS B BONDS | 2016 | \$0.00 | \$0.00 | \$0.00 | \$0.00 | \$0.00 |
| 75009 | SD #9 CLASS B BONDS | 2015 | \$0.00 | \$0.00 | \$0.00 | \$0.00 | \$0.00 |
| 75009 | SD #9 CLASS B BONDS | Total | \$0.00 | \$0.00 | \$0.00 | \$0.00 | \$0.00 |
| 75009 | SD #9 CLASS B BONDS | 2016 | \$0.00 | \$0.00 | \$0.00 | \$0.00 | \$0.00 |
| 75009 | SD #9 CLASS B BONDS | 2017 | \$0.00 | \$0.00 | \$0.00 | \$0.00 | \$0.00 |
| 75023 | SD #23 CLASS B BONDS | Total | \$0.00 | \$0.00 | \$0.00 | \$0.00 | \$0.00 |
| 75023 | SD #23 CLASS B BONDS | 2017 | \$0.00 | \$0.00 | \$0.00 | \$0.00 | \$0.00 |
| 77001 | SD #1 CLASS B BONDS | 2015 | \$0.00 | \$0.00 | \$0.00 | \$0.00 | \$0.00 |
| 77001 | SD #1 CLASS B BONDS | 2016 | \$0.00 | \$0.00 | \$0.00 | \$0.00 | \$0.00 |
| 77001 | SD #1 CLASS B BONDS | 2017 | \$0.00 | \$0.00 | \$0.00 | \$0.00 | \$0.00 |
| 77001 | SD #1 CLASS B BONDS | Total | \$0.00 | \$0.00 | \$0.00 | \$0.00 | \$0.00 |
| 77006S | Concho School Class B Bond | 2012 | \$6.39 | \$0.00 | \$0.00 | \$0.00 | \$6.39 |
| 77006S | Concho School Class B Bond | Total | \$16.10 | \$0.00 | \$0.00 | \$0.00 | \$16.10 |
| 77006S | Concho School Class B Bond | 2010 | \$7.69 | \$0.00 | \$0.00 | \$0.00 | \$7.69 |
| 77006S | Concho School Class B Bond | 2013 | \$2.02 | \$0.00 | \$0.00 | \$0.00 | \$2.02 |
| 77008 | SD #8 CLASS B BONDS | Total | \$74,096.05 | \$0.00 | \$0.00 | \$0.00 | \$74,096.05 |
| 77008 | SD #8 CLASS B BONDS | 2016 | \$22.26 | \$0.00 | \$0.00 | \$0.00 | \$22.26 |
| 77008 | SD #8 CLASS B BONDS | 2017 | \$74,073.79 | \$0.00 | \$0.00 | \$0.00 | \$74,073.79 |
| 77010 | SD #10 CLASS B BONDS | 2015 | \$11.32 | \$0.00 | \$0.00 | \$0.00 | \$11.32 |
| 77010 | SD #10 CLASS B BONDS | 2014 | \$11.01 | \$0.00 | \$0.00 | \$0.00 | \$11.01 |
| 77010 | SD #10 CLASS B BONDS | 2016 | \$315.18 | \$0.00 | \$0.00 | \$0.00 | \$315.18 |
| 77010 | SD #10 CLASS B BONDS | 2017 | \$63,575.19 | \$0.00 | \$0.00 | \$0.00 | \$63,575.19 |
| 77010 | SD #10 CLASS B BONDS | Total | \$63,912.70 | \$0.00 | \$0.00 | \$0.00 | \$63,912.70 |
| 77010S | RVUSD Class B Bond | Total | \$2.23 | \$0.00 | \$0.00 | \$0.00 | \$2.23 |
| 77010S | RVUSD Class B Bond | 2013 | \$2.23 | \$0.00 | \$0.00 | \$0.00 | \$2.23 |
| 77018 | SD #18 CLASS B BONDS | Total | \$0.00 | \$0.00 | \$0.00 | \$0.00 | \$0.00 |

| | | | | | | | |
|-------|----------------------|-------|--------|--------|--------|--------|--------|
| 77018 | SD #18 CLASS B BONDS | 2017 | \$0.00 | \$0.00 | \$0.00 | \$0.00 | \$0.00 |
| 77018 | SD #18 CLASS B BONDS | 2016 | \$0.00 | \$0.00 | \$0.00 | \$0.00 | \$0.00 |
| 77018 | SD #18 CLASS B BONDS | 2015 | \$0.00 | \$0.00 | \$0.00 | \$0.00 | \$0.00 |
| 77019 | SD #20 CLASS B BONDS | 2017 | \$0.00 | \$0.00 | \$0.00 | \$0.00 | \$0.00 |
| 77019 | SD #20 CLASS B BONDS | Total | \$0.00 | \$0.00 | \$0.00 | \$0.00 | \$0.00 |
| 77024 | SD #24 CLASS B BONDS | Total | \$0.00 | \$0.00 | \$0.00 | \$0.00 | \$0.00 |
| 77024 | SD #24 CLASS B BONDS | 2016 | \$0.00 | \$0.00 | \$0.00 | \$0.00 | \$0.00 |
| 77024 | SD #24 CLASS B BONDS | 2017 | \$0.00 | \$0.00 | \$0.00 | \$0.00 | \$0.00 |
| 77027 | SD #27 CLASS B BONDS | Total | \$0.00 | \$0.00 | \$0.00 | \$0.00 | \$0.00 |
| 77027 | SD #27 CLASS B BONDS | 2017 | \$0.00 | \$0.00 | \$0.00 | \$0.00 | \$0.00 |
| 85006 | SD #6 ADJACENT WAYS | 2015 | \$0.00 | \$0.00 | \$0.00 | \$0.00 | \$0.00 |
| 85006 | SD #6 ADJACENT WAYS | Total | \$0.00 | \$0.00 | \$0.00 | \$0.00 | \$0.00 |
| 85006 | SD #6 ADJACENT WAYS | 2017 | \$0.00 | \$0.00 | \$0.00 | \$0.00 | \$0.00 |
| 85006 | SD #6 ADJACENT WAYS | 2016 | \$0.00 | \$0.00 | \$0.00 | \$0.00 | \$0.00 |
| 85007 | SD #7 ADJACENT WAYS | 2016 | \$0.00 | \$0.00 | \$0.00 | \$0.00 | \$0.00 |
| 85007 | SD #7 ADJACENT WAYS | 2017 | \$0.00 | \$0.00 | \$0.00 | \$0.00 | \$0.00 |
| 85007 | SD #7 ADJACENT WAYS | Total | \$0.00 | \$0.00 | \$0.00 | \$0.00 | \$0.00 |
| 85009 | SD #9 ADJACENT WAYS | Total | \$0.00 | \$0.00 | \$0.00 | \$0.00 | \$0.00 |
| 85009 | SD #9 ADJACENT WAYS | 2017 | \$0.00 | \$0.00 | \$0.00 | \$0.00 | \$0.00 |
| 85009 | SD #9 ADJACENT WAYS | 2016 | \$0.00 | \$0.00 | \$0.00 | \$0.00 | \$0.00 |
| 85009 | SD #9 ADJACENT WAYS | 2015 | \$0.00 | \$0.00 | \$0.00 | \$0.00 | \$0.00 |
| 85023 | SD #23 ADJACENT WAYS | 2017 | \$0.00 | \$0.00 | \$0.00 | \$0.00 | \$0.00 |
| 85023 | SD #23 ADJACENT WAYS | Total | \$0.00 | \$0.00 | \$0.00 | \$0.00 | \$0.00 |
| 87001 | SD #1 ADJACENT WAYS | 2015 | \$0.00 | \$0.00 | \$0.00 | \$0.00 | \$0.00 |
| 87001 | SD #1 ADJACENT WAYS | 2017 | \$0.00 | \$0.00 | \$0.00 | \$0.00 | \$0.00 |
| 87001 | SD #1 ADJACENT WAYS | Total | \$0.00 | \$0.00 | \$0.00 | \$0.00 | \$0.00 |
| 87001 | SD #1 ADJACENT WAYS | 2016 | \$0.00 | \$0.00 | \$0.00 | \$0.00 | \$0.00 |
| 87008 | SD #8 ADJACENT WAYS | 2016 | \$0.00 | \$0.00 | \$0.00 | \$0.00 | \$0.00 |
| 87008 | SD #8 ADJACENT WAYS | Total | \$0.00 | \$0.00 | \$0.00 | \$0.00 | \$0.00 |
| 87008 | SD #8 ADJACENT WAYS | 2017 | \$0.00 | \$0.00 | \$0.00 | \$0.00 | \$0.00 |
| 87010 | SD #10 ADJACENT WAYS | Total | \$0.00 | \$0.00 | \$0.00 | \$0.00 | \$0.00 |
| 87010 | SD #10 ADJACENT WAYS | 2016 | \$0.00 | \$0.00 | \$0.00 | \$0.00 | \$0.00 |
| 87010 | SD #10 ADJACENT WAYS | 2017 | \$0.00 | \$0.00 | \$0.00 | \$0.00 | \$0.00 |
| 87010 | SD #10 ADJACENT WAYS | 2015 | \$0.00 | \$0.00 | \$0.00 | \$0.00 | \$0.00 |
| 87018 | SD #18 ADJACENT WAYS | 2017 | \$0.00 | \$0.00 | \$0.00 | \$0.00 | \$0.00 |
| 87018 | SD #18 ADJACENT WAYS | 2016 | \$0.00 | \$0.00 | \$0.00 | \$0.00 | \$0.00 |
| 87018 | SD #18 ADJACENT WAYS | 2015 | \$0.00 | \$0.00 | \$0.00 | \$0.00 | \$0.00 |
| 87018 | SD #18 ADJACENT WAYS | Total | \$0.00 | \$0.00 | \$0.00 | \$0.00 | \$0.00 |
| 87019 | SD #20 ADJACENT WAYS | Total | \$0.00 | \$0.00 | \$0.00 | \$0.00 | \$0.00 |
| 87019 | SD #20 ADJACENT WAYS | 2017 | \$0.00 | \$0.00 | \$0.00 | \$0.00 | \$0.00 |

| | | | | | | | |
|--------|----------------------------------|-------|---------|--------|--------|--------|---------|
| 87024 | SD #24 ADJACENT WAYS | Total | \$0.00 | \$0.00 | \$0.00 | \$0.00 | \$0.00 |
| 87024 | SD #24 ADJACENT WAYS | 2016 | \$0.00 | \$0.00 | \$0.00 | \$0.00 | \$0.00 |
| 87024 | SD #24 ADJACENT WAYS | 2017 | \$0.00 | \$0.00 | \$0.00 | \$0.00 | \$0.00 |
| 87027 | SD #27 ADJACENT WAYS | Total | \$0.00 | \$0.00 | \$0.00 | \$0.00 | \$0.00 |
| 87027 | SD #27 ADJACENT WAYS | 2017 | \$0.00 | \$0.00 | \$0.00 | \$0.00 | \$0.00 |
| 200350 | County -JUNIOR COLLEGE | 2012 | \$5.35 | \$0.00 | \$0.00 | \$0.00 | \$5.35 |
| 200350 | County -JUNIOR COLLEGE | Total | \$20.80 | \$0.00 | \$0.00 | \$0.00 | \$20.80 |
| 200350 | County -JUNIOR COLLEGE | 2011 | \$1.92 | \$0.00 | \$0.00 | \$0.00 | \$1.92 |
| 200350 | County- JUNIOR COLLEGE | 2009 | \$7.31 | \$0.00 | \$0.00 | \$0.00 | \$7.31 |
| 200350 | County -JUNIOR COLLEGE | 2010 | \$6.22 | \$0.00 | \$0.00 | \$0.00 | \$6.22 |
| 200351 | County -POST SECONDARY EDUCATION | 2011 | \$0.92 | \$0.00 | \$0.00 | \$0.00 | \$0.92 |
| 200351 | County -POST SECONDARY EDUCATION | Total | \$12.13 | \$0.00 | \$0.00 | \$0.00 | \$12.13 |
| 200351 | County -POST SECONDARY EDUCATION | 2010 | \$3.68 | \$0.00 | \$0.00 | \$0.00 | \$3.68 |
| 200351 | County -POST SECONDARY EDUCATION | 2012 | \$3.20 | \$0.00 | \$0.00 | \$0.00 | \$3.20 |
| 200351 | County -POST SECONDARY EDUCATION | 2009 | \$4.33 | \$0.00 | \$0.00 | \$0.00 | \$4.33 |

2:30 PM

12/06/17

Ganado Fire District
Reconciliation Summary
Wildland Account - Bank of Amer, Period Ending 10/31/2017

| | Oct 31, 17 | |
|--|------------|-----------------|
| Beginning Balance | | 2,334.18 |
| Cleared Transactions | | |
| Checks and Payments - 64 items | -4,708.32 | |
| Deposits and Credits - 4 items | 5,774.46 | |
| Total Cleared Transactions | 1,066.14 | |
| Cleared Balance | | <u>3,400.32</u> |
| Register Balance as of 10/31/2017 | | 3,400.32 |
| New Transactions | | |
| Deposits and Credits - 2 items | 6,000.00 | |
| Total New Transactions | 6,000.00 | |
| Ending Balance | | <u>9,400.32</u> |

Ganado Fire District
Reconciliation Detail
Wildland Account - Bank of Amer, Period Ending 10/31/2017

| Type | Date | Num | Name | Clr | Amount | Balance |
|---------------------------------------|------------|-------|---------------------------|-----|---------|-----------|
| Beginning Balance | | | | | | 2,334.18 |
| Cleared Transactions | | | | | | |
| Checks and Payments - 64 items | | | | | | |
| Check | 10/02/2017 | debit | Vonage | X | -41.73 | -41.73 |
| Check | 10/02/2017 | debit | Navajo Western Aces | X | -32.47 | -74.20 |
| Check | 10/02/2017 | debit | MUSTANG | X | -17.27 | -91.47 |
| Check | 10/02/2017 | debit | Adobe Software | X | -15.90 | -107.37 |
| Check | 10/03/2017 | debit | Paypal | X | -305.98 | -413.35 |
| Check | 10/03/2017 | debit | American Safety am... | X | -186.31 | -599.66 |
| Check | 10/03/2017 | debit | Family Dollar | X | -2.40 | -602.06 |
| Check | 10/06/2017 | debit | Cellular Call Center | X | -298.08 | -900.14 |
| Check | 10/06/2017 | debit | Northland Pioneer C... | X | -166.37 | -1,066.51 |
| Check | 10/10/2017 | debit | Ruby Tuesday | X | -74.02 | -1,140.53 |
| Check | 10/10/2017 | debit | DENNYS | X | -61.90 | -1,202.43 |
| Check | 10/10/2017 | debit | DENNYS | X | -42.99 | -1,245.42 |
| Check | 10/10/2017 | debit | Uber Technologies I... | X | -39.46 | -1,284.88 |
| Check | 10/10/2017 | debit | DOMINO'S PIZZA | X | -38.78 | -1,323.66 |
| Check | 10/10/2017 | debit | WALMART | X | -18.53 | -1,342.19 |
| Check | 10/10/2017 | debit | Uber Technologies I... | X | -12.75 | -1,354.94 |
| Check | 10/10/2017 | debit | Uber Technologies I... | X | -11.26 | -1,366.20 |
| Check | 10/10/2017 | debit | Uber Technologies I... | X | -10.98 | -1,377.18 |
| Check | 10/10/2017 | debit | Uber Technologies I... | X | -5.00 | -1,382.18 |
| Check | 10/11/2017 | debit | La Quinta Inn | X | -349.09 | -1,731.27 |
| Check | 10/11/2017 | debit | DENNYS | X | -65.98 | -1,797.25 |
| Check | 10/11/2017 | debit | Sam's Club | X | -48.00 | -1,845.25 |
| Check | 10/11/2017 | debit | AM Crest Technolog... | X | -19.99 | -1,865.24 |
| Check | 10/11/2017 | debit | AM Crest Technolog... | X | -19.99 | -1,885.23 |
| Check | 10/12/2017 | debit | Hilton | X | -177.72 | -2,062.95 |
| Check | 10/12/2017 | debit | Hilton | X | -166.54 | -2,229.49 |
| Check | 10/12/2017 | debit | OLIVE GARDEN | X | -90.82 | -2,320.31 |
| Check | 10/12/2017 | debit | Brickhouse Elecrtion | X | -49.98 | -2,370.29 |
| Check | 10/12/2017 | debit | IHOP | X | -49.09 | -2,419.38 |
| Check | 10/12/2017 | debit | Albertos Mexican Fo... | X | -46.98 | -2,466.36 |
| Check | 10/12/2017 | debit | Chick-Fil_A | X | -7.76 | -2,474.12 |
| Check | 10/13/2017 | debit | Staples | X | -226.25 | -2,700.37 |
| Check | 10/13/2017 | debit | Burger King - Burns... | X | -30.10 | -2,730.47 |
| Check | 10/13/2017 | debit | Burger King - Burns... | X | -17.74 | -2,748.21 |
| Check | 10/16/2017 | debit | DIRECT TV | X | -223.74 | -2,971.95 |
| Check | 10/16/2017 | debit | hughesnet.com | X | -71.33 | -3,043.28 |
| Check | 10/16/2017 | debit | Nexia Intelligence | X | -29.97 | -3,073.25 |
| Check | 10/16/2017 | debit | Adobe Software | X | -10.60 | -3,083.85 |
| Check | 10/17/2017 | debit | Amazon.com | X | -10.99 | -3,094.84 |
| Check | 10/18/2017 | debit | T&R Market | X | -292.00 | -3,386.84 |
| Check | 10/18/2017 | debit | Panda Express | X | -21.12 | -3,407.96 |
| Check | 10/19/2017 | debit | GIANT | X | -25.00 | -3,432.96 |
| Check | 10/20/2017 | debit | GODADDY.COM | X | -15.90 | -3,448.86 |
| Check | 10/20/2017 | debit | MyLife | X | -14.95 | -3,463.81 |
| Check | 10/23/2017 | debit | Home Depot Credit ... | X | -59.20 | -3,523.01 |
| Check | 10/23/2017 | debit | XM RADIO | X | -54.64 | -3,577.65 |
| Check | 10/23/2017 | debit | Kindle | X | -10.60 | -3,588.25 |
| Check | 10/23/2017 | debit | Sage Memorial Hos... | X | -10.00 | -3,598.25 |
| Check | 10/24/2017 | debit | Navajo Tribal Utility ... | X | -50.00 | -3,648.25 |
| Check | 10/26/2017 | debit | Burger King - Burns... | X | -38.01 | -3,686.26 |
| Check | 10/26/2017 | debit | Chevron | X | -30.00 | -3,716.26 |
| Check | 10/26/2017 | debit | Brickhouse Elecrtion | X | -24.99 | -3,741.25 |
| Check | 10/26/2017 | debit | Burger King - Burns... | X | -18.81 | -3,760.06 |
| Check | 10/27/2017 | debit | Progressive Business | X | -165.04 | -3,925.10 |
| Check | 10/27/2017 | debit | Burger King - Burns... | X | -39.61 | -3,964.71 |
| Check | 10/27/2017 | debit | Mora's Conoco | X | -28.04 | -3,992.75 |
| Check | 10/27/2017 | debit | Chevron | X | -4.69 | -3,997.44 |
| Check | 10/27/2017 | debit | Chevron | X | -2.87 | -4,000.31 |
| Check | 10/30/2017 | debit | TMobile | X | -298.64 | -4,298.95 |
| Check | 10/30/2017 | debit | Burger King - Burns... | X | -149.65 | -4,448.60 |
| Check | 10/30/2017 | debit | Amigo Chevrolet | X | -102.20 | -4,550.80 |
| Check | 10/30/2017 | debit | Subway - WR | X | -23.27 | -4,574.07 |
| Check | 10/31/2017 | debit | WALMART | X | -114.24 | -4,688.31 |
| Check | 10/31/2017 | debit | T&R Market | X | -20.01 | -4,708.32 |

**Ganado Fire District
Reconciliation Detail
Wildland Account - Bank of Amer, Period Ending 10/31/2017**


| Type | Date | Num | Name | Clr | Amount | Balance |
|---------------------------------------|------------|----------|----------------------|-----|-----------------|-----------------|
| Total Checks and Payments | | | | | -4,708.32 | -4,708.32 |
| Deposits and Credits - 4 items | | | | | | |
| Bill | 09/29/2017 | Emerg... | Ganado Fire District | X | 3,000.00 | 3,000.00 |
| Deposit | 10/02/2017 | Deposit | | X | 876.96 | 3,876.96 |
| Deposit | 10/11/2017 | Deposit | | X | 1,657.50 | 5,534.46 |
| Deposit | 10/20/2017 | Deposit | | X | 240.00 | 5,774.46 |
| Total Deposits and Credits | | | | | 5,774.46 | 5,774.46 |
| Total Cleared Transactions | | | | | 1,066.14 | 1,066.14 |
| Cleared Balance | | | | | 1,066.14 | 3,400.32 |
| Register Balance as of 10/31/2017 | | | | | 1,066.14 | 3,400.32 |
| New Transactions | | | | | | |
| Deposits and Credits - 2 items | | | | | | |
| Bill | 11/09/2017 | 11092... | Ganado Fire District | | 3,000.00 | 3,000.00 |
| Bill | 11/28/2017 | Emerg... | Ganado Fire District | | 3,000.00 | 6,000.00 |
| Total Deposits and Credits | | | | | 6,000.00 | 6,000.00 |
| Total New Transactions | | | | | 6,000.00 | 6,000.00 |
| Ending Balance | | | | | 7,066.14 | 9,400.32 |




P.O. Box 15284
Wilmington, DE 19850

Customer service information

 1.888.BUSINESS (1.888.287.4637)

 bankofamerica.com

 Bank of America, N.A.
P.O. Box 25118
Tampa, FL 33622-5118

GANADO FIRE DISTRICT
PO BOX 718
GANADO, AZ 86505-0718

Your Business Economy Checking

for October 1, 2017 to October 31, 2017

Account number: 0042 7585 7945

GANADO FIRE DISTRICT

Account summary

| | |
|---|-------------------|
| Beginning balance on October 1, 2017 | \$2,334.18 |
| Deposits and other credits | 5,774.46 |
| Withdrawals and other debits | -4,708.32 |
| Checks | -0.00 |
| Service fees | -0.00 |
| Ending balance on October 31, 2017 | \$3,400.32 |

of deposits/credits: 4
of withdrawals/debits: 64
of deposited items: 63
of days in cycle: 31
Average ledger balance: \$4,736.80

How can we
improve your
business banking?

Join the **Bank of America® Advisory Panel**. You can help us learn what we're doing right and what we can do better.

To learn more and join, enter code **SBDD** at bankofamerica.com/advisorypanel today.

Inclusion on the Advisory Panel subject to qualifications.
©2017 Bank of America Corporation.

SSM-06-17-0635.A1 | AR687WH3

IMPORTANT INFORMATION: BANK DEPOSIT ACCOUNTS

How to Contact Us - You may call us at the telephone number listed on the front of this statement.

Updating your contact information - We encourage you to keep your contact information up-to-date. This includes address, email and phone number. If your information has changed, the easiest way to update it is by visiting the Help & Support tab of Online Banking.

Deposit agreement - When you opened your account, you received a deposit agreement and fee schedule and agreed that your account would be governed by the terms of these documents, as we may amend them from time to time. These documents are part of the contract for your deposit account and govern all transactions relating to your account, including all deposits and withdrawals. Copies of both the deposit agreement and fee schedule which contain the current version of the terms and conditions of your account relationship may be obtained at our financial centers.

Electronic transfers: In case of errors or questions about your electronic transfers - If you think your statement or receipt is wrong or you need more information about an electronic transfer (e.g., ATM transactions, direct deposits or withdrawals, point-of-sale transactions) on the statement or receipt, telephone or write us at the address and number listed on the front of this statement as soon as you can. We must hear from you no later than 60 days after we sent you the FIRST statement on which the error or problem appeared.

- Tell us your name and account number.
- Describe the error or transfer you are unsure about, and explain as clearly as you can why you believe there is an error or why you need more information.
- Tell us the dollar amount of the suspected error.

For consumer accounts used primarily for personal, family or household purposes, we will investigate your complaint and will correct any error promptly. If we take more than 10 business days (10 calendar days if you are a Massachusetts customer) (20 business days if you are a new customer, for electronic transfers occurring during the first 30 days after the first deposit is made to your account) to do this, we will provisionally credit your account for the amount you think is in error, so that you will have use of the money during the time it will take to complete our investigation.

For other accounts, we investigate, and if we find we have made an error, we credit your account at the conclusion of our investigation.

Reporting other problems - You must examine your statement carefully and promptly. You are in the best position to discover errors and unauthorized transactions on your account. If you fail to notify us in writing of suspected problems or an unauthorized transaction within the time period specified in the deposit agreement (which periods are no more than 60 days after we make the statement available to you and in some cases are 30 days or less), we are not liable to you and you agree to not make a claim against us, for the problems or unauthorized transactions.

Direct deposits - If you have arranged to have direct deposits made to your account at least once every 60 days from the same person or company, you may call us to find out if the deposit was made as scheduled. You may also review your activity online or visit a financial center for information.

© 2017 Bank of America Corporation

Bank of America, N.A. Member FDIC and  Equal Housing Lender

Deposits and other credits

| Date | Description | Amount |
|----------|--|----------|
| 10/02/17 | BKOFAMERICA MOBILE 09/30 3602062401 DEPOSIT *MOBILE NM | 3,000.00 |
| 10/02/17 | BKOFAMERICA MOBILE 10/02 3602867484 DEPOSIT *MOBILE NM | 876.96 |
| 10/11/17 | Deposit | 1,657.50 |
| 10/20/17 | BKOFAMERICA MOBILE 10/20 3609206282 DEPOSIT *MOBILE NM | 240.00 |


Total deposits and other credits **\$5,774.46**

Withdrawals and other debits

| Date | Description | Amount |
|---|---|---------|
| Card account # XXXX XXXX XXXX 2202 | | |
| 10/02/17 | CHECKCARD 0929 ADOBE *ACROPRO SUBS 800-833-6687 CA 24610437273004019785300 RECURRING CKCD 5734 XXXXXXXXXXXX2202 XXXX XXXX XXXX 2202 | -15.90 |
| 10/02/17 | CHECKCARD 1001 VONAGE *PRICE+TAXES 866-243-4357 NJ 24692167274100339451830 RECURRING CKCD 4814 XXXXXXXXXXXX2202 XXXX XXXX XXXX 2202 | -41.73 |
| 10/02/17 | MUSTANG #7252 10/01 #000067180 PURCHASE MUSTANG #7252 GANADO AZ | -17.27 |
| 10/03/17 | CHECKCARD 1002 AMERICAN SAFETY AND HEA 541-3447099 OR 24717057276132761403924 CKCD 8299 XXXXXXXXXXXX2202 XXXX XXXX XXXX 2202 | -186.31 |
| 10/06/17 | CHECKCARD 1005 CELLULAR CALL CENTER 928-537-0690 AZ 24692167279100521393951 CKCD 4812 XXXXXXXXXXXX2202 XXXX XXXX XXXX 2202 | -298.08 |
| 10/10/17 | CHECKCARD 1005 DOMINO'S PIZZA 7645 734-930-3030 AZ 24445007280100231200996 CKCD 5814 XXXXXXXXXXXX2202 XXXX XXXX XXXX 2202 | -38.78 |
| 10/10/17 | CHECKCARD 1006 UBER TRIP ZL4AG HELP.UBER.COMCA 24492157279719358464917 CKCD 4121 XXXXXXXXXXXX2202 XXXX XXXX XXXX 2202 | -12.75 |
| 10/10/17 | CHECKCARD 1006 DENNY'S #6306 TEMPE AZ 24427337280710001818182 CKCD 5812 XXXXXXXXXXXX2202 XXXX XXXX XXXX 2202 | -42.99 |
| 10/10/17 | CHECKCARD 1007 DENNY'S #6306 TEMPE AZ 24427337281710001729719 CKCD 5812 XXXXXXXXXXXX2202 XXXX XXXX XXXX 2202 | -61.90 |
| 10/10/17 | CHECKCARD 1008 UBER TRIP MU42K HELP.UBER.COMCA 24492157281719425675350 CKCD 4121 XXXXXXXXXXXX2202 XXXX XXXX XXXX 2202 | -11.26 |
| 10/10/17 | CHECKCARD 1008 UBER TRIP RATBG HELP.UBER.COMCA 24492157281717446670111 CKCD 4121 XXXXXXXXXXXX2202 XXXX XXXX XXXX 2202 | -39.46 |

continued on the next page

Bank of America **Business Advantage**



**Thank you for your business.
Here's to your continued success.**

We're committed to finding the smartest path to long-term growth for your business. Our small business specialists will work to help you strengthen your business and plan for the future. Please visit bankofamerica.com/smallbusiness to learn more.

ARLLD94V | SSM-02-17-0642.B

Withdrawals and other debits - continued

| Date | Description | Amount |
|----------|---|---------|
| 10/10/17 | CHECKCARD 1009 UBER TRIP PYR5T HELP.UBER.COMCA 24492157282715462355384 CKCD 4121 XXXXXXXXXXXX2202 XXXX XXXX XXXX 2202 | -5.00 |
| 10/10/17 | CHECKCARD 1009 UBER US OCT09 I5WC2 HELP.UBER.COMCA 24492157282715461958584 CKCD 4121 XXXXXXXXXXXX2202 XXXX XXXX XXXX 2202 | -10.98 |
| 10/10/17 | WM SUPERCENTER 10/09 #000607209 PURCHASE Wal-Mart Super Ce PAYSON AZ | -18.53 |
| 10/11/17 | CHECKCARD 1009 LA QUINTA INNS 0566 TEMPE AZ 24692167283100300180318 CKCD 3516 XXXXXXXXXXXX2202 XXXX XXXX XXXX 2202 | -349.09 |
| 10/11/17 | CHECKCARD 1009 DENNY'S #6306 TEMPE AZ 24427337283710001589798 CKCD 5812 XXXXXXXXXXXX2202 XXXX XXXX XXXX 2202 | -65.98 |
| 10/11/17 | CHECKCARD 1010 AMCREST TECHNOLOGIES LL 713-893-8956 TX 24492157283717505303859 RECURRING CKCD 5732 XXXXXXXXXXXX2202 XXXX XXXX XXXX 2202 | -19.99 |
| 10/11/17 | CHECKCARD 1010 AMCREST TECHNOLOGIES LL 713-893-8956 TX 24492157283717505303842 RECURRING CKCD 5732 XXXXXXXXXXXX2202 XXXX XXXX XXXX 2202 | -19.99 |
| 10/12/17 | CHECKCARD 1011 BRICKHOUSE SECURITY 212-643-7449 NY 24765017285200907623889 CKCD 7393 XXXXXXXXXXXX2202 XXXX XXXX XXXX 2202 | -49.98 |
| 10/16/17 | CHECKCARD 1012 ADOBE *PHOTOGPHY PLAN 800-833-6687 CA 24610437286004025090518 RECURRING CKCD 5734 XXXXXXXXXXXX2202 XXXX XXXX XXXX 2202 | -10.60 |
| 10/16/17 | CHECKCARD 1015 DTV*DIRECTV SERVICE 800-347-3288 CA 24692167288100509709862 CKCD 4899 XXXXXXXXXXXX2202 XXXX XXXX XXXX 2202 | -223.74 |
| 10/17/17 | CHECKCARD 1016 AMAZON MKTPLACE PMTS AMZN.COM/BILLWA 24692167289100972309769 CKCD 5942 XXXXXXXXXXXX2202 XXXX XXXX XXXX 2202 | -10.99 |
| 10/20/17 | CHECKCARD 1017 MYLIFE * PPL BKGRD SVC 888-7041900 CA 24842797292900244489218 CKCD 7299 XXXXXXXXXXXX2202 XXXX XXXX XXXX 2202 | -14.95 |
| 10/20/17 | CHECKCARD 1019 DNH*GODADDY.COM 480-5058855 AZ 24906417292045783419107 RECURRING CKCD 4816 XXXXXXXXXXXX2202 XXXX XXXX XXXX 2202 | -15.90 |
| 10/23/17 | THE HOME DEPOT 10/21 #000707938 PURCHASE THE HOME DEPOT 35 GALLUP NM | -59.20 |
| 10/23/17 | CHECKCARD 1022 SXM*SIRIUSXM.COM/ACCT 888-635-5144 NY 24692167295100293756377 RECURRING CKCD 4899 XXXXXXXXXXXX2202 XXXX XXXX XXXX 2202 | -54.64 |
| 10/23/17 | SAGE MEMORIAL 10/23 #000042881 PURCHASE HWYS 264 AND 191 GANADO AZ | -10.00 |
| 10/26/17 | CHECKCARD 1025 BRICKHOUSE SECURITY 212-643-7449 NY 24765017299200407847305 CKCD 7393 XXXXXXXXXXXX2202 XXXX XXXX XXXX 2202 | -24.99 |
| 10/26/17 | CHECKCARD 1025 BURGER KING #14580 GANADO AZ 24186167299200799300677 CKCD 5814 XXXXXXXXXXXX2202 XXXX XXXX XXXX 2202 | -38.01 |
| 10/27/17 | CHECKCARD 1027 BURGER KING #14580 GANADO AZ 24186167300200799300914 CKCD 5814 XXXXXXXXXXXX2202 XXXX XXXX XXXX 2202 | -39.61 |
| 10/27/17 | CHECKCARD 1026 CHEVRON 0210667 GANADO AZ 24692167299200580017008 CKCD 5541 XXXXXXXXXXXX2202 XXXX XXXX XXXX 2202 | -2.87 |
| 10/27/17 | CHEVRON/BURNSI 10/27 #000604834 PURCHASE CHEVRON/BURNSIDE GANADO AZ | -4.69 |
| 10/30/17 | CHECKCARD 1027 AMIGO CHEVROLET GALLUP NM 24013397300005461189178 CKCD 5511 XXXXXXXXXXXX2202 XXXX XXXX XXXX 2202 | -102.20 |
| 10/30/17 | CHECKCARD 1027 SUBWAY 00213702 GALLUP NM 24164077301255232660759 CKCD 5814 XXXXXXXXXXXX2202 XXXX XXXX XXXX 2202 | -23.27 |
| 10/30/17 | CHECKCARD 1028 BURGER KING #14580 GANADO AZ 24186167302200799302256 CKCD 5814 XXXXXXXXXXXX2202 XXXX XXXX XXXX 2202 | -149.65 |
| 10/31/17 | WM SUPERCENTER 10/30 #000331363 PURCHASE Wal-Mart Super Ce GALLUP NM | -114.24 |

Subtotal for card account # XXXX XXXX XXXX 2202

-\$2,205.52

continued on the next page

Withdrawals and other debits - continued

| Date | Description | Amount |
|------------------------------------|---|---------|
| Card account # XXXX XXXX XXXX 5041 | | |
| 10/02/17 | CHECKCARD 1001 NAVAJO WESTERNERS WINDOW ROCK AZ 24801977275091329000324 CKCD 5251 XXXXXXXXXXXXX5041 XXXX XXXX XXXX 5041 | -32.47 |
| 10/03/17 | CHECKCARD 1001 FAMILY DOLLAR #9288 TSE BONITO NM 24231687275837000087500 CKCD 5331 XXXXXXXXXXXXX5041 XXXX XXXX XXXX 5041 | -2.40 |
| 10/03/17 | CHECKCARD 1002 PAYPAL *KOSKOWSKIAU 402-935-7733 CA 24492157275894823394421 CKCD 5533 XXXXXXXXXXXXX5041 XXXX XXXX XXXX 5041 | -305.98 |
| 10/06/17 | CHECKCARD 1005 NORTHLAND PIONEER COLLE 800-609-8056 AZ 24789307278802600417992 CKCD 8220 XXXXXXXXXXXXX5041 XXXX XXXX XXXX 5041 | -166.37 |
| 10/10/17 | CHECKCARD 1010 RUBY TUESDAY #5418 AVONDALE AZ 24445007283000851332391 CKCD 5812 XXXXXXXXXXXXX5041 XXXX XXXX XXXX 5041 | -74.02 |
| 10/11/17 | SAMS CLUB #660 10/11 #000652100 PURCHASE SAM'S Club FLAGSTAFF AZ | -48.00 |
| 10/12/17 | CHECKCARD 1011 HILTON GARDEN INN AVOND AVONDALE AZ 24755427284172840359323 CKCD 3604 XXXXXXXXXXXXX5041 XXXX XXXX XXXX 5041 | -177.72 |
| 10/12/17 | CHECKCARD 1011 HILTON GARDEN INN AVOND AVONDALE AZ 24755427284172840359448 CKCD 3604 XXXXXXXXXXXXX5041 XXXX XXXX XXXX 5041 | -166.54 |
| 10/12/17 | CHECKCARD 1010 IHOP 1527 AVONDALE AZ 24692167284100802916481 CKCD 5812 XXXXXXXXXXXX5041 XXXX XXXX XXXX 5041 | -49.09 |
| 10/12/17 | CHECKCARD 1010 THE OLIVE GARD00017152 PHOENIX AZ 24164077284140596080003 CKCD 5812 XXXXXXXXXXXXX5041 XXXX XXXX XXXX 5041 | -90.82 |
| 10/12/17 | CHECKCARD 1010 CHICK-FIL-A #03083 FLAGSTAFF AZ 24427337284710018913287 CKCD 5814 XXXXXXXXXXXXX5041 XXXX XXXX XXXX 5041 | -7.76 |
| 10/12/17 | CHECKCARD 1010 ALIBERTOS MEXICAN FOOD HOLBROOK AZ 24223697284017032642667 CKCD 5812 XXXXXXXXXXXXX5041 XXXX XXXX XXXX 5041 | -46.98 |
| 10/13/17 | CHECKCARD 1011 STAPLES 00108332 FLAGSTAFF AZ 24164077285105002910852 CKCD 5943 XXXXXXXXXXXXX5041 XXXX XXXX XXXX 5041 | -226.25 |
| 10/13/17 | CHECKCARD 1013 BURGER KING #14580 GANADO AZ 24186167286200799301464 CKCD 5814 XXXXXXXXXXXXX5041 XXXX XXXX XXXX 5041 | -17.74 |
| 10/13/17 | CHECKCARD 1013 BURGER KING #14580 GANADO AZ 24186167286200799301753 CKCD 5814 XXXXXXXXXXXXX5041 XXXX XXXX XXXX 5041 | -30.10 |
| 10/16/17 | CHECKCARD 1014 HNS*HughesNet.com 866-347-3292 MD 24692167287100035528902 RECURRING CKCD 4899 XXXXXXXXXXXXX5041 XXXX XXXX XXXX 5041 | -71.33 |
| 10/18/17 | CHECKCARD 1017 PANDA EXPRESS 2594 GALLUP NM 24431067291838000080126 CKCD 5814 XXXXXXXXXXXXX5041 XXXX XXXX XXXX 5041 | -21.12 |
| 10/18/17 | T&R MARKET 10/17 #000469026 PURCHASE 667 North Hwy 491 GALLUP NM | -292.00 |
| 10/19/17 | CHECKCARD 1018 CONOCO - GIANT 3109 TSE BONITO NM 24015177291003527307012 CKCD 5542 XXXXXXXXXXXXX5041 XXXX XXXX XXXX 5041 | -25.00 |
| 10/23/17 | CHECKCARD 1022 KINDLE UNLIMITED 888-48 888-482-7820 WA 24431067295083754947339 CKCD 5818 XXXXXXXXXXXXX5041 XXXX XXXX XXXX 5041 | -10.60 |
| 10/24/17 | CHECKCARD 1024 NTUA-BILL-PAYMENT 928-529-5721 AZ 24692167297100047648126 CKCD 4900 XXXXXXXXXXXXX5041 XXXX XXXX XXXX 5041 | -50.00 |
| 10/26/17 | CHECKCARD 1025 CHEVRON 0210667 GANADO AZ 24692167298200981738443 CKCD 5542 XXXXXXXXXXXXX5041 XXXX XXXX XXXX 5041 | -30.00 |
| 10/26/17 | CHECKCARD 1025 BURGER KING #14580 GANADO AZ 24186167299200799300941 CKCD 5814 XXXXXXXXXXXXX5041 XXXX XXXX XXXX 5041 | -18.81 |
| 10/27/17 | CHECKCARD 1026 PROGRESSIVE *INSURANCE 800-776-4737 OH 24692167299200635102557 CKCD 6300 XXXXXXXXXXXXX5041 XXXX XXXX XXXX 5041 | -165.04 |

continued on the next page

Withdrawals and other debits - continued

| Date | Description | Amount |
|--|--|--------------------|
| 10/27/17 | MORAS GROCERY 10/27 #000757238 PURCHASE MORAS GROCERY GANADO AZ | -28.04 |
| 10/30/17 | CHECKCARD 1027 TMOBILE*AUTO PAY 800-937-8997 WA 24692167300200967068639 RECURRING CKCD 4814 XXXXXXXXXXXXX5041 XXXX XXXX XXXX 5041 | -298.64 |
| 10/31/17 | T&R MARKET 10/30 #000025449 PURCHASE 667 North Hwy 491 GALLUP NM | -20.01 |
| Subtotal for card account # XXXX XXXX XXXX 5041 | | -\$2,472.83 |
| Card account # XXXX XXXX XXXX 9522 | | |
| 10/16/17 | CHECKCARD 1014 IR NEXIA INTELLIGENCE L 877-288-7707 TX 24431067287207076906042 CKCD 7399 XXXXXXXXXXXXX9522 XXXX XXXX XXXX 9522 | -29.97 |
| Subtotal for card account # XXXX XXXX XXXX 9522 | | -\$29.97 |
| Total withdrawals and other debits | | -\$4,708.32 |

Daily ledger balances

| Date | Balance (\$) | Date | Balance (\$) | Date | Balance (\$) |
|-------|--------------|-------|--------------|-------|--------------|
| 10/01 | 2,334.18 | 10/13 | 5,120.43 | 10/23 | 4,510.39 |
| 10/02 | 6,103.77 | 10/16 | 4,784.79 | 10/24 | 4,460.39 |
| 10/03 | 5,609.08 | 10/17 | 4,773.80 | 10/26 | 4,348.58 |
| 10/06 | 5,144.63 | 10/18 | 4,460.68 | 10/27 | 4,108.33 |
| 10/10 | 4,828.96 | 10/19 | 4,435.68 | 10/30 | 3,534.57 |
| 10/11 | 5,983.41 | 10/20 | 4,644.83 | 10/31 | 3,400.32 |
| 10/12 | 5,394.52 | | | | |

This page intentionally left blank

This page intentionally left blank

Ganado Fire District Profit & Loss Budget vs. Actual October 2017

| | Oct 17 | Budget | \$ Over Budget | % of Budget | Oct 18 | Oct 19 | Oct 20 |
|------------------------------------|-------------------|-------------------|------------------|----------------|-------------------|-------------------|-------------------|
| Ordinary Income/Expense | | | | | | | |
| Income | | | | | | | |
| MISCELLANEOUS | | | | | | | |
| Rent | 345.00 | 345.00 | 0.00 | 100.0% | 345.00 | 345.00 | 345.00 |
| Community Training | 2,774.46 | 1,125.00 | 1,649.46 | 246.62% | 2,774.46 | 2,774.46 | 2,774.46 |
| Miscellaneous | 0.00 | 0.00 | 0.00 | 0.0% | 0.00 | 0.00 | 0.00 |
| Total MISCELLANEOUS | 3,119.46 | 1,470.00 | 1,649.46 | 212.21% | 3,119.46 | 3,119.46 | 3,119.46 |
| TAXES | | | | | | | |
| Carry Over Expense | 0.00 | 0.00 | 0.00 | 0.0% | 0.00 | 0.00 | 0.00 |
| FDAT | 0.00 | 0.00 | 0.00 | 0.0% | 0.00 | 0.00 | 0.00 |
| Property Tax Revenue | 191,534.76 | 200,000.00 | -8,465.24 | 95.77% | 191,534.76 | 191,534.76 | 191,534.76 |
| TAXES - Other | 0.00 | 0.00 | 0.00 | 0.0% | 0.00 | 0.00 | 0.00 |
| Total TAXES | 191,534.76 | 200,000.00 | -8,465.24 | 95.77% | 191,534.76 | 191,534.76 | 191,534.76 |
| Total Income | 194,654.22 | 201,470.00 | -6,815.78 | 96.62% | 194,654.22 | 194,654.22 | 194,654.22 |
| Gross Profit | 194,654.22 | 201,470.00 | -6,815.78 | 96.62% | 194,654.22 | 194,654.22 | 194,654.22 |
| Expense | | | | | | | |
| ADMINISTRATION | | | | | | | |
| 701 - OFFICE EXPENSES | | | | | | | |
| 6560 - Payroll Expenses | 356.19 | 250.00 | 106.19 | 142.48% | 356.19 | 356.19 | 356.19 |
| 701a - Office supplies | 634.99 | 425.00 | 209.99 | 149.41% | 634.99 | 634.99 | 634.99 |
| 701c - Business telephone | 2,390.32 | 833.33 | 1,556.99 | 286.84% | 2,390.32 | 2,390.32 | 2,390.32 |
| 701d - Postage | 0.00 | 0.00 | 0.00 | 0.0% | 0.00 | 0.00 | 0.00 |
| 701e - Printing and binding | 0.00 | 0.00 | 0.00 | 0.0% | 0.00 | 0.00 | 0.00 |
| 701f - Publishing & advertisement | 15.90 | 41.66 | -25.76 | 38.17% | 15.90 | 15.90 | 15.90 |
| 701g - Administrative travel, dues | 0.00 | 0.00 | 0.00 | 0.0% | 0.00 | 0.00 | 0.00 |
| 701h - Fire prevention | 258.66 | 1,000.00 | -741.34 | 25.87% | 258.66 | 258.66 | 258.66 |
| 701i - Misc. expenses | 0.00 | 0.00 | 0.00 | 0.0% | 0.00 | 0.00 | 0.00 |
| 701 - OFFICE EXPENSES - Other | 0.00 | 0.00 | 0.00 | 0.0% | 0.00 | 0.00 | 0.00 |
| Total 701 - OFFICE EXPENSES | 3,656.06 | 2,549.99 | 1,106.07 | 143.38% | 3,656.06 | 3,656.06 | 3,656.06 |
| 702 - PROFESSIONAL SERVICES | | | | | | | |
| 702a - Fire Board Misc Expense | 292.00 | 125.00 | 167.00 | 233.6% | 292.00 | 292.00 | 292.00 |
| 702b - Audit and Accounting | 0.00 | 0.00 | 0.00 | 0.0% | 0.00 | 0.00 | 0.00 |

Ganado Fire District
Profit & Loss Budget vs. Actual
 October 2017

| | Oct 17 | Budget | \$ Over Budget | % of Budget | Oct 18 | Oct 19 | Oct 20 |
|---|-----------------|-----------------|------------------|----------------|-----------------|-----------------|-----------------|
| 702g · Professional Services - Misc | 0.00 | 100.00 | -100.00 | 0.0% | 0.00 | 0.00 | 0.00 |
| 702 · PROFESSIONAL SERVICES - Other | 0.00 | 0.00 | 0.00 | 0.0% | 0.00 | 0.00 | 0.00 |
| Total 702 · PROFESSIONAL SERVICES | 292.00 | 225.00 | 67.00 | 129.78% | 292.00 | 292.00 | 292.00 |
| 708 · Community Benefits | 0.00 | 0.00 | 0.00 | 0.0% | 0.00 | 0.00 | 0.00 |
| Total ADMINISTRATION | 3,948.06 | 2,774.99 | 1,173.07 | 142.27% | 3,948.06 | 3,948.06 | 3,948.06 |
| OPERATIONS | | | | | | | |
| INSURANCE PROPERTY | 0.00 | 0.00 | 0.00 | 0.0% | 0.00 | 0.00 | 0.00 |
| 503 · INSURANCE | | | | | | | |
| 503a · Medical, Life, Health, Etc. | 0.00 | 3,583.33 | -3,583.33 | 0.0% | 0.00 | 0.00 | 0.00 |
| 503c · Unemployment Compensation | 10.55 | 0.00 | 10.55 | 100.0% | 10.55 | 10.55 | 10.55 |
| 503 · INSURANCE - Other | 0.00 | 0.00 | 0.00 | 0.0% | 0.00 | 0.00 | 0.00 |
| Total 503 · INSURANCE | 10.55 | 3,583.33 | -3,572.78 | 0.29% | 10.55 | 10.55 | 10.55 |
| 601 · FUEL/OIL/LUBE | 2,795.59 | 3,333.33 | -537.74 | 83.87% | 2,795.59 | 2,795.59 | 2,795.59 |
| 602 · REPAIR & MAINTENANCE | | | | | | | |
| 602a · Vehicle Repairs | 1,180.45 | 2,083.33 | -902.88 | 56.66% | 1,180.45 | 1,180.45 | 1,180.45 |
| 602b · Equipment Repairs | 59.61 | 500.00 | -440.39 | 11.92% | 59.61 | 59.61 | 59.61 |
| 602c · Building Repairs & Maintenance | 234.60 | 500.00 | -265.40 | 46.92% | 234.60 | 234.60 | 234.60 |
| 602d · Home repairs | 57.46 | 250.00 | -192.54 | 22.98% | 57.46 | 57.46 | 57.46 |
| 602 · REPAIR & MAINTENANCE - Other | 0.00 | 0.00 | 0.00 | 0.0% | 0.00 | 0.00 | 0.00 |
| Total 602 · REPAIR & MAINTENANCE | 1,532.12 | 3,333.33 | -1,801.21 | 45.96% | 1,532.12 | 1,532.12 | 1,532.12 |
| 604 · OTHER OPERATIONAL EXPENSES | | | | | | | |
| 604a · EMS supplies | 0.00 | 416.66 | -416.66 | 0.0% | 0.00 | 0.00 | 0.00 |
| 604b · Station supplies | 302.02 | 541.66 | -239.64 | 55.76% | 302.02 | 302.02 | 302.02 |
| 604c · Chemicals | 275.00 | 416.66 | -141.66 | 66.0% | 275.00 | 275.00 | 275.00 |
| 604d · Turnout clothing | 0.00 | 0.00 | 0.00 | 0.0% | 0.00 | 0.00 | 0.00 |
| 604e · Uniform Clothing | 0.00 | 0.00 | 0.00 | 0.0% | 0.00 | 0.00 | 0.00 |
| 604f · Oxygen/air cylinder rental | 181.38 | 166.66 | 14.72 | 108.83% | 181.38 | 181.38 | 181.38 |
| 604h · Meals | 900.48 | 416.66 | 483.82 | 216.12% | 900.48 | 900.48 | 900.48 |
| 604i · Equipment Rental | 0.00 | 0.00 | 0.00 | 0.0% | 0.00 | 0.00 | 0.00 |
| 604 · OTHER OPERATIONAL EXPENSES - Other | 0.00 | 0.00 | 0.00 | 0.0% | 0.00 | 0.00 | 0.00 |
| Total 604 · OTHER OPERATIONAL EXPENSES | 1,658.88 | 1,958.30 | -299.42 | 84.71% | 1,658.88 | 1,658.88 | 1,658.88 |
| 605 · COMMUNICATIONS | | | | | | | |

Ganado Fire District Profit & Loss Budget vs. Actual October 2017

| | Oct 17 | Budget | \$ Over Budget | % of Budget | Oct 18 | Oct 19 | Oct 20 |
|---|----------|-----------|----------------|-------------|----------|----------|----------|
| 605a · Communications repairs | 0.00 | 41.66 | -41.66 | 0.0% | 0.00 | 0.00 | 0.00 |
| 605b · Communications equipment | 0.00 | 208.33 | -208.33 | 0.0% | 0.00 | 0.00 | 0.00 |
| 605 · COMMUNICATIONS - Other | 0.00 | 0.00 | 0.00 | 0.0% | 0.00 | 0.00 | 0.00 |
| Total 605 · COMMUNICATIONS | 0.00 | 249.99 | -249.99 | 0.0% | 0.00 | 0.00 | 0.00 |
| 606 · MISC. OPERATIONAL EXPENSES | 0.00 | 0.00 | 0.00 | 0.0% | 0.00 | 0.00 | 0.00 |
| 608 · TRAINING EXPENSES | | | | | | | |
| 608b · Travel per diem | 0.00 | 0.00 | 0.00 | 0.0% | 0.00 | 0.00 | 0.00 |
| 608c · Tuition | 176.97 | 0.00 | 176.97 | 100.0% | 176.97 | 176.97 | 176.97 |
| 608d · Equip. training expenses | 186.31 | 0.00 | 186.31 | 100.0% | 186.31 | 186.31 | 186.31 |
| 608f · Motels | 693.35 | 0.00 | 693.35 | 100.0% | 693.35 | 693.35 | 693.35 |
| 608 · TRAINING EXPENSES - Other | 0.00 | 0.00 | 0.00 | 0.0% | 0.00 | 0.00 | 0.00 |
| Total 608 · TRAINING EXPENSES | 1,056.63 | 0.00 | 1,056.63 | 100.0% | 1,056.63 | 1,056.63 | 1,056.63 |
| 609 · UTILITIES/PHONE | 2,804.99 | 4,166.66 | -1,361.67 | 67.32% | 2,804.99 | 2,804.99 | 2,804.99 |
| Total OPERATIONS | 9,858.76 | 16,624.94 | -6,766.18 | 59.3% | 9,858.76 | 9,858.76 | 9,858.76 |
| 500 · PERSONNEL | | | | | | | |
| 501 · SALARIES & WAGES | | | | | | | |
| 501a · CAREER PERSONNEL | | | | | | | |
| 501a.1 · Fire Chief | 4,000.00 | 4,000.00 | 0.00 | 100.0% | 4,000.00 | 4,000.00 | 4,000.00 |
| 501a.2 · Administrator Personnel | | | | | | | |
| 501a.2a · Administrative Assistant | 2,011.50 | 2,320.00 | -308.50 | 86.7% | 2,011.50 | 2,011.50 | 2,011.50 |
| 501a.2b · Office Clerk | 692.30 | 769.23 | -76.93 | 90.0% | 692.30 | 692.30 | 692.30 |
| 501a.2 · Administrator Personnel - Other | 0.00 | 0.00 | 0.00 | 0.0% | 0.00 | 0.00 | 0.00 |
| Total 501a.2 · Administrator Personnel | 2,703.80 | 3,089.23 | -385.43 | 87.52% | 2,703.80 | 2,703.80 | 2,703.80 |
| 501a.3 · Ganado Personnel | | | | | | | |
| 501a.3a · Lieutenant | 2,312.00 | 2,472.00 | -160.00 | 93.53% | 2,312.00 | 2,312.00 | 2,312.00 |
| 501a.3b · Firefighter/EMT | 1,544.01 | 1,760.00 | -215.99 | 87.73% | 1,544.01 | 1,544.01 | 1,544.01 |
| 501a.3c · Part Time Volunteer | 1,180.17 | 923.08 | 257.09 | 127.85% | 1,180.17 | 1,180.17 | 1,180.17 |
| 501a.3 · Ganado Personnel - Other | 0.00 | 0.00 | 0.00 | 0.0% | 0.00 | 0.00 | 0.00 |
| Total 501a.3 · Ganado Personnel | 5,036.18 | 5,155.08 | -118.90 | 97.69% | 5,036.18 | 5,036.18 | 5,036.18 |
| 501a.4 · Klagetoh Personnel | | | | | | | |
| 501a.4a · Lieutenant | 2,216.00 | 2,376.00 | -160.00 | 93.27% | 2,216.00 | 2,216.00 | 2,216.00 |
| 501a.4 · Klagetoh Personnel - Other | 0.00 | 0.00 | 0.00 | 0.0% | 0.00 | 0.00 | 0.00 |

Ganado Fire District Profit & Loss Budget vs. Actual October 2017

| | Oct 17 | Budget | \$ Over Budget | % of Budget | Oct 18 | Oct 19 | Oct 20 |
|---|-----------|-----------|----------------|-------------|-----------|-----------|-----------|
| Total 501a.4 · Klagetoh Personnel | 2,216.00 | 2,376.00 | -160.00 | 93.27% | 2,216.00 | 2,216.00 | 2,216.00 |
| 501a.5 · Steamboat Personnel | | | | | | | |
| 501a.5a · Lieutenant | 2,184.01 | 2,344.00 | -159.99 | 93.17% | 2,184.01 | 2,184.01 | 2,184.01 |
| 501a.5 · Steamboat Personnel - Other | 0.00 | 0.00 | 0.00 | 0.0% | 0.00 | 0.00 | 0.00 |
| Total 501a.5 · Steamboat Personnel | 2,184.01 | 2,344.00 | -159.99 | 93.17% | 2,184.01 | 2,184.01 | 2,184.01 |
| 501a.6 · Dispatch Personnel | | | | | | | |
| 501a.6a · Dispatch Supervisor | 2,136.00 | 2,296.00 | -160.00 | 93.03% | 2,136.00 | 2,136.00 | 2,136.00 |
| 501a.6b · Dispatcher #1 | 1,713.23 | 1,817.60 | -104.37 | 94.26% | 1,713.23 | 1,713.23 | 1,713.23 |
| 501a.6c · Dispatcher #2 | 1,518.51 | 1,600.00 | -81.49 | 94.91% | 1,518.51 | 1,518.51 | 1,518.51 |
| 501a.6d · Dispatcher #3 | 1,536.32 | 1,600.00 | -63.68 | 96.02% | 1,536.32 | 1,536.32 | 1,536.32 |
| 501a.6e · Part Time Dispatcher | 1,043.81 | 923.08 | 120.73 | 113.08% | 1,043.81 | 1,043.81 | 1,043.81 |
| 501a.6 · Dispatch Personnel - Other | 0.00 | 4,758.69 | -4,758.69 | 0.0% | 0.00 | 0.00 | 0.00 |
| Total 501a.6 · Dispatch Personnel | 7,947.87 | 12,995.37 | -5,047.50 | 61.16% | 7,947.87 | 7,947.87 | 7,947.87 |
| 501a.7 · Overtime/Expense | 0.00 | 0.00 | 0.00 | 0.0% | 0.00 | 0.00 | 0.00 |
| Total 501a · CAREER PERSONNEL | 24,087.86 | 29,959.68 | -5,871.82 | 80.4% | 24,087.86 | 24,087.86 | 24,087.86 |
| 501c · PART-TIME WAGES | | | | | | | |
| 501c.1 · Part Time Dispatcher's wages | 0.00 | 0.00 | 0.00 | 0.0% | 0.00 | 0.00 | 0.00 |
| 501c.2 · Part Time Volunteer wages | 0.00 | 0.00 | 0.00 | 0.0% | 0.00 | 0.00 | 0.00 |
| 501c.4 · Overtime compensation | 0.00 | 0.00 | 0.00 | 0.0% | 0.00 | 0.00 | 0.00 |
| Total 501c · PART-TIME WAGES | 0.00 | 0.00 | 0.00 | 0.0% | 0.00 | 0.00 | 0.00 |
| Total 501 · SALARIES & WAGES | 24,087.86 | 29,959.68 | -5,871.82 | 80.4% | 24,087.86 | 24,087.86 | 24,087.86 |
| 502 · EMPLOYEE BENEFITS | | | | | | | |
| Retirement | 0.00 | 0.00 | 0.00 | 0.0% | 0.00 | 0.00 | 0.00 |
| 502a · FICA | 14,513.45 | 2,083.33 | 12,430.12 | 696.65% | 14,513.45 | 14,513.45 | 14,513.45 |
| 502b · Annual Benefits | 1,898.50 | 923.07 | 975.43 | 205.67% | 1,898.50 | 1,898.50 | 1,898.50 |
| Total 502 · EMPLOYEE BENEFITS | 16,411.95 | 3,006.40 | 13,405.55 | 545.9% | 16,411.95 | 16,411.95 | 16,411.95 |
| 504 · 457 DEFERRED COMPENSATION | 0.00 | 0.00 | 0.00 | 0.0% | 0.00 | 0.00 | 0.00 |
| Total 500 · PERSONNEL | 40,499.81 | 32,966.08 | 7,533.73 | 122.85% | 40,499.81 | 40,499.81 | 40,499.81 |
| 800 · CAPITAL | | | | | | | |
| Station Remodel Ganado | | | | | | | |
| SMALL TOOLS & EQUIPMENT | 0.00 | 0.00 | 0.00 | 0.0% | 0.00 | 0.00 | 0.00 |
| 802 · IMPROVEMENTS | 0.00 | 0.00 | 0.00 | 0.0% | 0.00 | 0.00 | 0.00 |

Ganado Fire District
Profit & Loss Budget vs. Actual
 October 2017

| | Oct 17 | Budget | \$ Over Budget | % of Budget | Oct 18 | Oct 19 | Oct 20 |
|------------------------------|-------------------|-------------------|------------------|---------------|-------------------|-------------------|-------------------|
| 804 - MACHINERY & EQUIPMENT | 0.00 | 0.00 | 0.00 | 0.0% | 0.00 | 0.00 | 0.00 |
| Total Station Remodel Ganado | 0.00 | 0.00 | 0.00 | 0.0% | 0.00 | 0.00 | 0.00 |
| 800 - CAPITAL - Other | 0.00 | 0.00 | 0.00 | 0.0% | 0.00 | 0.00 | 0.00 |
| Total 800 - CAPITAL | 0.00 | 0.00 | 0.00 | 0.0% | 0.00 | 0.00 | 0.00 |
| 810 - RESERVED FUND | | | | | | | |
| 811 - EXCEEDING EXPENSE | 0.00 | 0.00 | 0.00 | 0.0% | 0.00 | 0.00 | 0.00 |
| 812 - IMPROVEMENTS | 0.00 | 0.00 | 0.00 | 0.0% | 0.00 | 0.00 | 0.00 |
| Total 810 - RESERVED FUND | 0.00 | 0.00 | 0.00 | 0.0% | 0.00 | 0.00 | 0.00 |
| Total Expense | 54,306.63 | 52,366.01 | 1,940.62 | 103.71% | 54,306.63 | 54,306.63 | 54,306.63 |
| Net Ordinary Income | 140,347.59 | 149,103.99 | -8,756.40 | 94.13% | 140,347.59 | 140,347.59 | 140,347.59 |
| Net Income | <u>140,347.59</u> | <u>149,103.99</u> | <u>-8,756.40</u> | <u>94.13%</u> | <u>140,347.59</u> | <u>140,347.59</u> | <u>140,347.59</u> |

GANADO FIRE DISTRICT



NEW BUSINESS

GANADO FIRE DISTRICT



AFDA 2018 WINTER
CONFERENCE

2018 Winter AFDA Conference

Reservation & Conference Location:

Aquarius Casino Resort

1900 South Casino Drive - Laughlin, Laughlin, NV 89029

(702) 298-5111

COST BREAK DOWN

| ATTENDEE | AFDA REG. | LODGING | MILEAGE | PER DIEM | TOTAL |
|--------------------------|------------------|----------------|----------------|-----------------|-------------------|
| Board Member #1 | \$190.00 | \$196.88 | \$346.68 | \$127.00 | \$860.56 |
| Board Member #2 | \$190.00 | \$196.88 | \$346.68 | \$127.00 | \$860.56 |
| Board Member #3 | \$190.00 | \$196.88 | \$346.68 | \$127.00 | \$860.56 |
| Board Member #4 | \$190.00 | \$196.88 | \$346.68 | \$127.00 | \$860.56 |
| Administrative Member #1 | \$190.00 | \$196.88 | \$0.00 | \$0.00 | \$386.88 |
| Administrative Member #2 | \$190.00 | \$196.88 | \$0.00 | \$0.00 | \$386.88 |
| Administrative Member #3 | \$190.00 | \$196.88 | \$0.00 | \$0.00 | \$386.88 |
| | | | | | \$4,602.88 |

****Meal Per Diem Break Down**

January 12, 2017 - \$38.00 (Lunch and Dinner)

January 13, 2017 - \$35.00 (Breakfast and Dinner)

January 14, 2017 - \$35.00 (Breakfast and Dinner)

January 15, 2017 - \$19.00 (Breakfast and Lunch)

AFDA 2018 Winter Conference Attendee Registration Form

Please print or type information: Submit a separate registration form for each registrant. You can also register through the website Events Calendar. AFDA Pre-Registration Deadline: Forms postmarked by January 5, 2018 will be pre-registered. We will accept a limited number of on-site registrations. Returned checks will be assessed a \$25 processing fee. Cancellation Policy: \$25 cancellation fee for written notice given by January 5, 2018. Refunds will not be given after January 5, 2018 unless attendee can prove operational or hardship reason.

Please **PRINT or TYPE ALL REQUIRED** information below.

Because of the new statutory requirements each attendee will have an account created to track classes taken.

Name: _____ District: _____

Phone: _____ Email: _____

Select Appropriate: [] Board Member [] Fire Chief [] Administration [] Operations

NOTE: THE CONFERENCE SCHEDULE RUNS ON NEVADA TIME

CLASS SIGN-UP AREA

FRIDAY, JANUARY 12TH

8:30-10:00 am
 Statutory Training: Open Meeting Laws _____
 EMS Section Roundtable/ ARCRs _____
 Volunteer / Combination Roundtable _____
 Family Medical Leave Act. _____

10:30-12:00 pm
 Drones _____
 PSPRS Update _____
 Labor & Management Relationships _____
 Wildland Roundtable. _____

1:00 – 2:30 pm
 Legal Roundtable _____
 Retirement Plans Administration / Section 218 _____
 Social Media for Fire Districts. _____
 Career Roundtable. _____

3:00-4:30
 Statutory Training: Financial Management _____
 Legislative Update. _____
 Earned Paid Sick Time _____
 Human Trafficking. _____

SATURDAY, JANUARY 13TH

8:30-10:00 am
 Statutory Training: Governance _____
 Leadership / Emotional Intelligence _____
 Understanding Internal Controls _____
 The Effects of Mandatory Emergency Vehicle Driver Training - VFIS _____

10:30-12:00 pm
 Statutory Training: Ethics/Fiduciary Responsibilities _____
 Symbolism of the Uniform _____
 Administrative Section Roundtable _____
 Legal, Accounting and Audit Challenges Associated with
 Fire District JPAs, Mergers and Consolidations _____

FULL CONFERENCE REGISTRATION - \$190

Includes class registration and all food & beverage functions Thursday-Saturday. \$ _____

Bringing family members? You can purchase extra lunch tickets.

EXTRA BUFFET LUNCH TICKET – FRIDAY _____ X \$30 \$ _____

EXTRA BUFFET LUNCH TICKET – SATURDAY _____ X \$30 \$ _____

GOLF TOURNAMENT - \$90/person Thursday, January 11 @ 8:00 am (includes lunch) _____ X \$90 \$ _____

Have a guest who would just like to golf? Great, sign them up!

Name: _____

Name: _____

Name: _____

TOTAL DUE: \$ _____

TO REGISTER:

Register on-line at www.azfiredistricts.org. Use the *On-line Conference Registration* link on the Home or Conferences page.

Visa/MC/Amex # _____ Exp: _____ Name on Card: _____

GENERAL CONFERENCE INFORMATION

Attendee registration fee is \$190 and includes all conference materials, continental breakfast on Friday and Saturday, morning and afternoon breaks, and lunch on Friday and Saturday.

- Pre-Registration Deadline: January 5, 2018
- Conference runs on Nevada time

Cancellation Policy: \$25 cancellation fee for written cancellation received before January 5, 2018. Refunds will not be given after January 5, 2018 unless attendee can prove operational or hardship reason.

Lunch is included with each conference registration on Friday and Saturday. Additional lunch tickets are available for guests for \$30 per ticket. A conference badge or ticket is required to attend the lunch on Friday and/or Saturday.

STATUTORY TRAINING CLASSES

Newly elected fire board members (includes incumbents' reelected) and newly appointed fire district chiefs are required to complete six (6) hours of statutorily mandated training within one (1) year of election or appointment. Attending each of the following four class offerings fulfill the law's requirements:

1. Governance: Board Roles & Responsibilities (1.5 hours)
2. Ethics & Fiduciary Responsibilities (1.5 hours)
3. Open Meeting Law (1.5 hours)
4. Financial Oversight & Management (1.5 hours)

SCHOLARSHIP PROGRAM

Fire Districts with an annual budget of less than \$100,000 may have their conference registration fee waived for one (1) attendee (Please note: one scholarship per district). A limited number of scholarships are available and will be granted by the AFDA Board based upon financial need. To apply: please submit a written request on Fire District letterhead signed by the Board Chair.

Requests should be sent by December 31, 2017 to:
AFDA Office
PO Box 6778, Chandler, AZ 85246
admin@azfiredistricts.org

QUESTIONS?

Contact Kelly Vaughn,
AFDA Administrator
Local: 480-496-4331
admin@azfiredistricts.org

AFDA PROGRAM SCHEDULE AT A GLANCE

Please note the schedule change: The Conference is scheduled to begin earlier on Thursday and end mid-afternoon Saturday.

Conference runs on Nevada time

THURSDAY, JANUARY 11, 2018

| | |
|------------------------|---|
| 8:00 a.m. - 2:00 p.m. | AFDA Golf Tournament |
| 12:30 p.m. - 5:00 p.m. | AFDA Registration/Attendee Check-in |
| 2:00 p.m. - 2:15 p.m. | Conference Opening |
| 2:15 p.m. - 3:15 p.m. | General Membership Meeting - All members are welcome and encouraged to attend |
| 3:15 p.m. - 4:15 p.m. | Keynote -Jeff Whitney, Arizona State Forester Arizona Dept. of Forestry and Fire Management |
| 4:30 p.m. | Hospitality Hour with AFDA Expo vendors |

FRIDAY, JANUARY 12, 2018

| | |
|-------------------------|---|
| 7:30 a.m. - 8:30 a.m. | Continental Breakfast/ Registration until 4:30pm |
| 7:30 a.m. - 5:30 p.m. | AFDA Vendor Expo Open / Visit AFDA Vendor Expo |
| 8:30 a.m. - 10:00 a.m. | Concurrent Sessions 1. Statutory Training: Open Meeting Laws 2. EMS Section Roundtable/ ARCRRs 3. Volunteer / Combination Roundtable 4. Family Medical Leave Act |
| 10:00 a.m. - 10:30 a.m. | Refreshment Break / Visit Expo |
| 10:30 a.m. - 12:00 p.m. | Concurrent Sessions 1. Drones 2. PSPRS Update 3. Labor & Management Relationships 4. Wildland Roundtable |
| 12:00 p.m. - 1:00 p.m. | Buffet Lunch / Visit Expo |
| 1:00 p.m. - 2:30 p.m. | Concurrent Sessions 1. Legal Roundtable 2. Retirement Plans Administration / Section 218 3. Social Media for Fire Districts 4. Career Roundtable |
| 2:30 p.m. - 3:00 p.m. | Refreshment Break / Visit Expo |
| 3:00 p.m. - 4:30 p.m. | Concurrent Sessions 1. Statutory Training: Financial Management 2. Legislative Update 3. Earned Paid Sick Time 4. Human Trafficking |
| 4:30 p.m. - 5:30 p.m. | Hospitality Hour with AFDA Expo Vendors |

SATURDAY, JANUARY 13, 2018

| | |
|-------------------------|---|
| 7:30 a.m. - 8:30 a.m. | Registration/Continental Breakfast |
| 7:30 a.m. - 1:00 p.m. | AFDA Vendor Expo Open / Visit AFDA Vendor Expo |
| 8:30 a.m. - 10:00 a.m. | Concurrent Sessions 1. Statutory Training: Governance 2. Leadership / Emotional Intelligence 3. Understanding Internal Controls 4. The Effects of Mandatory Emergency Vehicle Driver Training - VFIS |
| 10:00 a.m. - 10:30 a.m. | Refreshment Break / Visit Expo |
| 10:30 a.m. - 12:00 p.m. | Concurrent Sessions 1. Statutory Training: Ethics/Fiduciary Responsibilities 2. Symbolism of the Uniform 3. Administrative Section Roundtable 4. Legal, Accounting and Audit Challenges Associated with Fire District JPAs, Mergers and Consolidations |
| 12:00 p.m. - 1:00 p.m. | Lunch/Raffle/Closing Remarks |



AQUARIUS CASINO RESORT 1900 S. CASINO DR., LAUGHLIN, NV

HOTEL ROOM BLOCK INFORMATION

SINGLE/DOUBLE, SUN – THURS RATES: \$37.00 PER NIGHT

SINGLE/DOUBLE, FRI – SAT RATES: \$69.00 PER NIGHT

**GROUP RATES ARE AVAILABLE TWO DAYS PRIOR TO START OF THE CONFERENCE
AND TWO DAYS AFTER.**

FOR RESERVATIONS CALL: 1-800-662-5825

REFERENCE GROUP CODE: C-AZF18

CONFERENCE ROOM RESERVATION DEADLINE: DECEMBER 29, 2017

After which all rooms under the room block will be released and you may have to pay a higher room rate.

Room block usually fills early – make your reservation today!



AFDA 2018 PROGRAM SCHEDULE

Conference runs on Nevada time

THURSDAY, JANUARY 11, 2018

| | |
|------------------------|---|
| 8:00 a.m. - 2:00 p.m. | AFDA Golf Tournament - Wiatt Wong, VFIS |
| 12:30 p.m. - 5:00 p.m. | AFDA Registration/Attendee Check-in |
| 2:00 p.m. - 2:15 p.m. | Conference Opening - Presentation of the Colors/Pledge/Anthem/Invocation |
| 2:15 p.m. - 3:15 p.m. | General Membership Meeting - Board of Directors - All members are welcome and encouraged to attend |
| 3:15 p.m. - 4:15 p.m. | Keynote/Opening General Session -Jeff Whitney, Arizona State Forester, Arizona Dept. of Forestry and Fire Management |
| 4:30 p.m. | Hospitality Hour with AFDA Expo vendors |

FRIDAY, JANUARY 12, 2018

| | |
|-------------------------|--|
| 7:30 a.m. - 4:30 p.m. | Conference Registration |
| 7:30 a.m. - 8:30 a.m. | Continental Breakfast - Vendor Hall |
| 7:00 a.m. - 5:30 p.m. | AFDA Vendor Expo Open / Visit AFDA Vendor Expo |
| 8:30 a.m. - 10:00 a.m. | Concurrent Sessions 1. Statutory Training: Open Meeting Laws <i>Speakers: Bill Whittington Esq. & Donna Aversa Esq.</i> One of four training modules required of fire district elected officials and fire chiefs to meet the requirements of A.R.S. §48-803.H. This training module addresses requirements of Arizona's Open Meeting Law and officials' responsibilities under the law for conducting public meetings and public business. |
| | 2. EMS Section Roundtable - Ambulance Revenue and Cost Reporting (ARCR) – Long and Short Forms. The Good, the Bad, and the Ugly...What you need to know to accurately report! <i>Facilitator: Rebecca Haro, EMS Coordinator, North County Fire and Medical District/AFDA EMS Section Director</i> This will be a presentation by DHS and AFDA to discuss the common pitfalls when providing annual ARCRs, and how to best avoid the problems that raise red flags. Expect a "best practices" approach and ARCR tutorial. |
| | 3. Volunteer / Combination District Roundtable <i>Facilitator: Joseph DeWolf, Fire Chief, Sonoita-Elgin Fire District</i> Discuss current issues in leading, managing and operating volunteer and combination districts in rural Arizona. |
| | 4. Family Medical Leave Act <i>Speaker: Brenda Tranchina</i> Is your District covered by FMLA? Are your employees eligible for coverage? If not, does your District choose to voluntarily comply? A look at the key compliance issues your district needs to be aware of. |
| 10:00 a.m. - 10:30 a.m. | Break With Vendors / Visit Expo |
| 10:30 a.m. - 12:00 p.m. | Concurrent Sessions 1. Drones <i>Speakers: Brad Cohen, Battalion Chief, Arizona Fire and Medical Authority / Ian Dunbar, Captain, Arizona Fire and Medical Authority</i> Application of drones in fire district emergency operations and developing a drone program for your fire district. |
| | 2. PSPRS Update <i>Speaker: Brian Tobin, Chair, PSPRS Board of Trustees - (Invited)</i> Presentation by PSPRS Chair and staff will address the implementation of new programs to assist fire district employers with administering pension responsibilities; provide an update on the system's performance; and a look at PSPRS employer issues. |
| | 3. Labor & Management Relationships <i>Speakers: Simon Davis, Fire Chief, Corona de Tucson Fire District / Nate Weber, Board Clerk, Corona de Tucson Fire District and Vice President, Local 479, Tucson Fire Fighters Association</i> Maintaining a productive labor and management relationship is essential for building an organization capable of high quality service delivery. This session will provide an overview of how to develop, implement and maintain a productive labor and management relationship. |
| | 4. Wildland Roundtable <i>Facilitator: Dirch Foreman, Fire Chief, Highlands Fire District</i> Discuss current issues in the Arizona wildland firefighting community. |
| 12:00 p.m. - 1:00 p.m. | Buffet Lunch / Visit Expo |
| 1:00 p.m. - 2:30 p.m. | Concurrent Sessions 1. Legal Roundtable <i>Facilitators: Bill Whittington Esq. & Donna Aversa Esq.</i> Discuss current issues in fire district governance and administration. The legal roundtable provides fire district elected officials the opportunity to pose questions / discuss issues with the attorneys who present the AFDA Statutory Training. |

2. Retirement Plans Administration / Section 218

Speaker: Lesli Sorenson Esq., Retirement Plans Administration

The employer's responsibilities in administering ASRS and PSPRS pension plans; ensuring compliance with your fire districts 218 agreement.

3. Social Media for Fire Districts

Speakers: Anne-Marie Braswell, Public Information Officer, Golder Ranch Fire District / Shawn Benjamin, Community Relations Coordinator, Golder Ranch Fire District

Development and use of an effective social media program. Integrating a social media program into a comprehensive community relations strategy.

4. Career Roundtable

Facilitator: Scott Freitag, Fire Chief, Central Arizona Fire and Medical Authority

Discuss current issues for fire districts and joint powers agencies who employ a career staff.

Break With Vendors / Visit Expo

Concurrent Sessions

1. Statutory Training: Financial Management

Speakers: Mary Dalton, Assistant Chief, Arizona Fire and Medical Authority, & Pat Moore, Fire Chief (Ret.), AFDA Education Committee

One of four training modules required of fire district elected officials and fire chiefs to meet the requirements of A.R.S. §48-803.H. This training module addresses officials' responsibilities in financial oversight, financial management and Arizona Law governing fire district finances.

2. Legislative Update

Speakers: James Candland, Lobbyist, Clarus Group / John Flynn, Executive Director, AFDA

Provide an overview of what's ahead for fire districts as the 54th Arizona Legislature – 2nd Regular Session commences and what's on the Arizona political horizon.

3. Earned Paid Sick Time - How To

Speaker: Brenda Tranchina, Human Resource Strategies

After last year's passing of Prop 206, employers are now required to provide mandatory sick time to all employees. This class will take a look at whether or not your district is in compliance, and what the potential pitfalls may be.

4. Human Trafficking

Speaker: Nancy Baldwin

Recognition and deterrent of human trafficking for emergency responders and what our fire districts can do to help combat this issue.

4:30 p.m. - 5:30 p.m.

Hospitality Hour with AFDA Expo Vendors - Vendor Hall

SATURDAY, JANUARY 13, 2018

7:30 a.m. - 8:30 a.m.

Registration/Continental Breakfast

8:30 a.m. - 10:00 a.m.

Concurrent Sessions

1. Statutory Training: Governance

Speakers: Bill Whittington Esq. & Donna Aversa Esq.

One of four training modules required of fire district elected officials and fire chiefs to meet the requirements of A.R.S. §48-803.H. This training module addresses requirements of Arizona law pertaining to the governance of Arizona fire districts and officials responsibilities under the law for effective administration of a fire district.

2. Leadership/Emotional Intelligence

Speaker: Brittney Williams

A recent study on Careerbuilder.com indicated 76% of employers value Emotional Intelligence (EI) over IQ. We have all heard the buzz about (EI), but how do we actually understand and control our own emotions? Can we learn to understand the emotions of others and how we choose to respond and interact on a daily basis? Learn the specifics of EI vs IQ and ways to enhance EI and become a better leader in the workplace and improve relationships. Emotional Intelligence affects all aspects of our lives. How we respond to our emotions impacts our work lives, helps us manage difficult people and situations, and increases our well-being. In this session you will develop skills essential for business success, stress management, and improving relationships.

3. Understanding Internal Controls

Speakers: Gabe Buldra, Principal and Melissa Tomlinson, Senior Consultant, The James Vincent Group, Lydia Hunter, CPA/CGFM, BeachFleishman

Understanding the internal financial controls necessary to ensure compliance with laws and regulations specific to financial management and fiduciary responsibilities.

4. The Effects of Mandatory Emergency Vehicle Driver Training – VFIS

Speakers: Wiatt Wong, President, VFIS of Arizona / Ryan Pietzsch, Director of Training, Education & Consulting, VFIS

This session will discuss a study of a mandatory emergency vehicle driver training conducted by VFIS and its findings which show the impact on crash rate reduction. Attendees in this program will leave with a better understanding of the effects and limitations of making emergency vehicle driver training and ways to connect with today's learners.

10:00 a.m. - 10:30 a.m.

Break With Vendors / Visit Expo

10:30 a.m. - 12:00 p.m.

Concurrent Sessions

1. Statutory Training: Ethics/Fiduciary Responsibilities

Panel led by Bill Whittington and Jim Morgan, Fire Chief Pinetop Fire District

One of four training modules required of fire district elected officials and fire chiefs to meet the requirements of A.R.S. §48-803.H. This training module addresses officials fiduciary duties under Arizona Law and ethical responsibilities in governing a fire district.

2. Symbolism of the Uniform

Speaker: Mark Burdick, Strategic Initiatives Director, Arizona Fire and Medical Authority

A unique seminar that looks at what the firefighters uniform symbolizes and its application to today's fire service.

3. Administrative Section Roundtable

Facilitator: Mary Dalton, Assistant Chief, Arizona Fire and Medical Authority

The goal of the Administrative Roundtable is to assist fire district administrative personnel by sharing information and networking. Through this information sharing we are able to communicate new information that will effect administration and assist members in preparing and planning for upcoming changes.

4. Legal, Accounting and Audit Challenges Associated with Fire District Joint Powers Authorities (JPA), Mergers and Consolidations

Speaker: Scott Freitag, Fire Chief and Dave Tharp, Assistant Chief at Central Arizona Fire and Medical Authority, Nick Cornelius, Attorney, and Stephen Crandall, CPA.

Discussion of legal, administrative and governance challenges in forming and operating JPA's and consolidated districts, including the determination / assignment of equity in the development of JPAs'.

12:00 p.m. - 1:00 p.m.

Lunch/Raffle/Closing Remarks

AFDA President, Mary Dalton/ VFIS, Wiatt Wong

1:00 p.m.

Conference Ends

GANADO FIRE DISTRICT



BOARD RESOLUTION
AUTHORIZING SIGNERS
FOR NATIONAL BANK
OF ARIZONA



ESTABLISHED 1982

GANADO FIRE DISTRICT

P.O. BOX 718

GANADO, ARIZONA 86505

(928) 755-3424

FAX: (928) 755-6330

BOARD RESOLUTION OF GANADO FIRE DISTRICT AUTHORIZING SIGNERS OF GANADO FIRE DISTRICT NATIONAL BANK OF ARIZONA ACCOUNTS

DULY PASSED ON DECEMBER 6, 2017

AUTHORIZING THE SIGNING OF CHECKS

WHEREAS, GANADO FIRE DISTRICT maintains a checking account at NATIONAL BANK OF ARIZONA to pay operating expenses and clear debts;

WHEREAS, the Board of Directors hereby designates and authorizes the individuals following to sign GANADO FIRE DISTRICT checks:

1. Dewayne Woodie, Fire Chief
2. Lela Sangster, Board of Director
3. Jeremy Curtis, Board of Director
4. LaVerne Joe, Board of Director
5. Joey Apachee, Board of Director
6. Lennix Peshlakai, Lieutenant
7. Evander Leonard, Lieutenant
8. Jeremy Begay, Lieutenant
9. Shirlene Attson, Communication Supervisor

WHEREAS, the Board of Directors hereby designates and authorizes those individuals in the following positions to sign GANADO FIRE DISTRICT checks under \$10,000.00:

- Signature 1. Fire Chief, and
Signature 2. Board of Director or Lieutenant or Communication Supervisor

WHEREAS, two (2) Board of Directors signatures are required for checks written over \$10,000.00;

WHEREAS, individuals in the positions designated as check signer's change from time to time;

RESOLVED, that the Board of Directors hereby appoints the BOARD CHAIRPERSON and FIRE CHIEF as the authorized representatives of GANADO FIRE DISTRICT to sign corporate

resolutions making changes in the names of individuals in the designated positions of authorized signers to be filed with NATIONAL BANK OF ARIZONA.

RESOLVED FURTHER, that the Fire Chief of Ganado Fire District is, and is acting alone is, hereby authorized and directed to take such further action as may be necessary, appropriate to advisable to implement this resolution and amendment and any such prior actions are hereby ratified; and

We, the undersigned, hereby certify that the Board of Directors of Ganado Fire District is comprised of four members, of whom _____, constituting a quorum were present at a meeting duly and regularly called, noticed, convened and held this 6th day of DECEMBER, 2017, and that foregoing Resolution was duly adopted at said meeting by the affirmative vote of _____ members, and opposed by _____ members, and that said Resolution has been duly recorded in the Minutes and is in full force and effect.

Lela Sangster, Board Chairperson

Jeremy Curtis, Board Clerk

Dewayne Woodie, Fire Chief

GANADO FIRE DISTRICT



BOARD RESOLUTION
AUTHORIZING SIGNERS
FOR BANK OF AMERICA



ESTABLISHED 1982

GANADO FIRE DISTRICT

P.O. BOX 718

GANADO, ARIZONA 86505

(928) 755-3424

FAX: (928) 755-6330

BOARD RESOLUTION OF GANADO FIRE DISTRICT AUTHORIZING SIGNERS OF GANADO FIRE DISTRICT BANK OF AMERICA

DULY PASSED ON DECEMBER 6, 2017

AUTHORIZING THE SIGNING OF CHECKS

WHEREAS, GANADO FIRE DISTRICT maintains a checking account at BANK OF AMERICA to pay operating expenses and clear debts;

WHEREAS, the Board of Directors hereby designates and authorizes the individuals following to sign GANADO FIRE DISTRICT checks:

1. Dewayne Woodie, Fire Chief
2. Lela Sangster, Board of Director
3. Jeremy Curtis, Board of Director
4. LaVerne Joe, Board of Director
5. Joey Apachee, Board of Director
6. Lennix Peshlakai, Lieutenant
7. Evander Leonard, Lieutenant
8. Jeremy Begay, Lieutenant
9. Shirlene Attson, Communication Supervisor

WHEREAS, the Board of Directors hereby designates and authorizes those individuals in the following positions to sign GANADO FIRE DISTRICT checks under \$10,000.00:

- Signature 1. Fire Chief, and
Signature 2. Board of Director or Lieutenant or Communication Supervisor

WHEREAS, two (2) Board of Directors signatures are required for checks written over \$10,000.00;

WHEREAS, individuals in the positions designated as check signer's change from time to time;

RESOLVED, that the Board of Directors hereby appoints the BOARD CHAIRPERSON and FIRE CHIEF as the authorized representatives of GANADO FIRE DISTRICT to sign corporate

resolutions making changes in the names of individuals in the designated positions of authorized signers to be filed with BANK OF AMERICA.

RESOLVED FURTHER, that the Fire Chief of Ganado Fire District is, and is acting alone is, hereby authorized and directed to take such further action as may be necessary, appropriate to advisable to implement this resolution and amendment and any such prior actions are hereby ratified; and

We, the undersigned, hereby certify that the Board of Directors of Ganado Fire District is comprised of four members, of whom _____, constituting a quorum were present at a meeting duly and regularly called, noticed, convened and held this 6th day of DECEMBER, 2017, and that foregoing Resolution was duly adopted at said meeting by the affirmative vote of _____ members, and opposed by _____ members, and that said Resolution has been duly recorded in the Minutes and is in full force and effect.

Lela Sangster, Board Chairperson

Jeremy Curtis, Board Clerk

Dewayne Woodie, Fire Chief

DATE AND TIME OF NEXT MEETING



December 2017

| December 2017 | | | | | | | January 2018 | | | | | | |
|---------------|----|----|----|----|----|----|--------------|----|----|----|----|----|----|
| Su | Mo | Tu | We | Th | Fr | Sa | Su | Mo | Tu | We | Th | Fr | Sa |
| | | | | | 1 | 2 | | 1 | 2 | 3 | 4 | 5 | 6 |
| 3 | 4 | 5 | 6 | 7 | 8 | 9 | 7 | 8 | 9 | 10 | 11 | 12 | 13 |
| 10 | 11 | 12 | 13 | 14 | 15 | 16 | 14 | 15 | 16 | 17 | 18 | 19 | 20 |
| 17 | 18 | 19 | 20 | 21 | 22 | 23 | 21 | 22 | 23 | 24 | 25 | 26 | 27 |
| 24 | 25 | 26 | 27 | 28 | 29 | 30 | 28 | 29 | 30 | 31 | | | |
| 31 | | | | | | | | | | | | | |

| SUNDAY | MONDAY | TUESDAY | WEDNESDAY | THURSDAY | FRIDAY | SATURDAY |
|-------------------------------|--|---------|--|----------|---|----------|
| Nov 26 | 27 | 28 | 29 | 30 | Dec 1 | 2 |
| 3 | 4 9:00am AHSI CPR/1st Aid Training (Stn1 Training Room) | 5 | 6 6:00pm Regular Governing Board Meeting (Station One Training Room) | 7 | 8 | 9 |
| 10 | 11 9:00am Fire Safety/Extinguisher Training (Stn1 - Training Room) | 12 | 13 | 14 | 15 10:00am GFD Christmas Dinner (Ganado Chapter House) | 16 |
| 17 | 18 | 19 | 20 6:00pm Regular Governing Board 6:00pm Regular Governing Board | 21 | 22 | 23 |
| 24 | 25 GFD HOLIDAY (Christmas Day) (Ganado Fire District) | 26 | 27 | 28 | 29 | 30 |
| NO SCHOOL - GUSD Winter Break | | | | | | |
| 31 | Jan 1, 18 | 2 | 3 | 4 | 5 | 6 |

January 2018

| January 2018 | | | | | | | February 2018 | | | | | | |
|--------------|----|----|----|----|----|----|---------------|----|----|----|----|----|----|
| Su | Mo | Tu | We | Th | Fr | Sa | Su | Mo | Tu | We | Th | Fr | Sa |
| 7 | 1 | 2 | 3 | 4 | 5 | 6 | 4 | 5 | 6 | 7 | 1 | 2 | 3 |
| 14 | 8 | 9 | 10 | 11 | 12 | 13 | 11 | 12 | 13 | 14 | 15 | 16 | 17 |
| 21 | 15 | 16 | 17 | 18 | 19 | 20 | 18 | 19 | 20 | 21 | 22 | 23 | 24 |
| 28 | 22 | 23 | 24 | 25 | 26 | 27 | 25 | 26 | 27 | 28 | | | |

| SUNDAY | MONDAY | TUESDAY | WEDNESDAY | THURSDAY | FRIDAY | SATURDAY |
|--------|--|---------|---|--|--------|----------|
| Dec 31 | Jan 1, 18 | 2 | 3 | 4 | 5 | 6 |
| | NO SCHOOL - GUSD Winter Break | | | | | |
| | GFD HOLIDAY (New Years Day) (Ganado Fire District) | | | | | |
| 7 | 8 | 9 | 10 | 11 | 12 | 13 |
| | | | | ADFA Winter Conference (Aquarius Casino & Resort, Laughlin NV) | | |
| 14 | 15 | 16 | 17 | 18 | 19 | 20 |
| | GFD HOLIDAY (MLK Jr) (Ganado Fire District) | | 6:00pm Regular Fire Board Meeting (Ganado Fire Station 1) | | | |
| 21 | 22 | 23 | 24 | 25 | 26 | 27 |
| 28 | 29 | 30 | 31 | Feb 1 | 2 | 3 |

BENEDICTION



ADJOURNMENT

