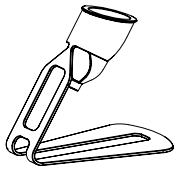


DX-200/215 Accessory and I/O Configuration Reference Guide (Website)

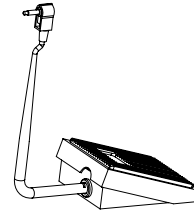
STANDARD ACCESSORIES/SPARE PARTS



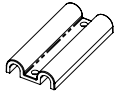
SH-300
Syringe Holder



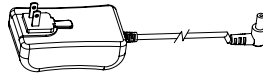
7045-0120
Air Line Holder



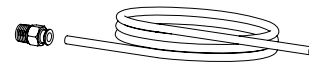
7045-9020
Foot Switch



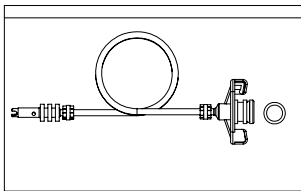
7045-0080
Wire Bracket Holder



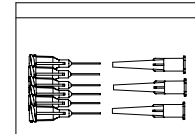
1700-0014
Power Adapter



FTKIT
Air Hose Fitting



71003RHB
700 10cc Receiver head Assembly



DXSAMPLENEEDLE
TE/TT Sample Needles

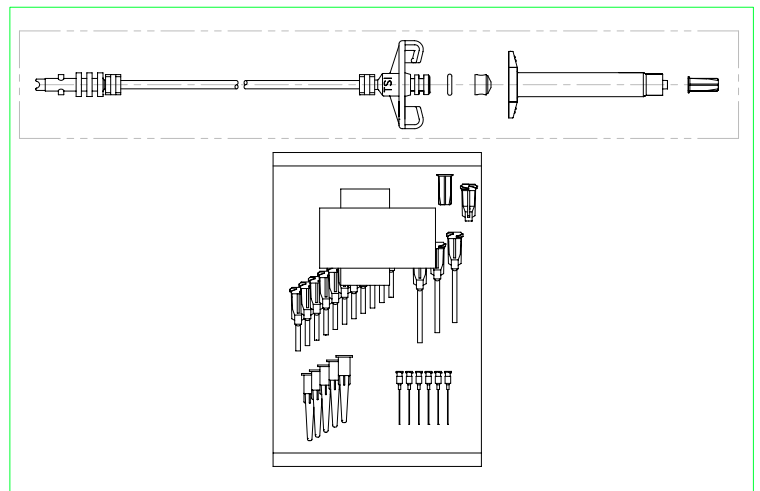
OPTIONAL ACCESSORIES



881-000-000
Inline Filter (Optional)



TSD800-6
Air Filter (Optional)



700KIT
Receiver Head Assembly
And Needle Kit (Optional)

Spare Parts/Repair Parts

Part Number	Description
TSD600-39	Pressure Gauge, 0-100 psi
TSD600-40	Pressure Gauge, 0-15 psi

TSD500-48	Regulator, Air 0 - 15 psi
TSD600-41	Vacuum Gauge, 0 - 15 PSI/1-1 Bar
2900-0013	LCD, 16x2 with Back Light
7045-9010	PCBA, DX300
INTFKIT	Internal Fitting/Tubing Kit
TSD500-30	Regulator, Air 0 - 100 psi
TSD210-3	Valve, Needle
TSD201-22	Check valve
9000-000-008	Vacuum Venturi
TSD600-26	Pressure Gauge
535	Coupler, Panel Mt. Quick Disc. Assy. Black
TSD1121-22	Knob, Small
TSD1121-23	Knob, Large

I/O Configuration and End of Cycle Switch

Upon completion of a dispense cycle, an open collector circuit closes and remains closed until the next dispense cycle. This circuit can be used to signal back to a host computer, start another device in sequence, or drive any other operations that need to be tied to the completion of the dispense cycle. Upon closure, (end of dispense cycle), power from an external source is allowed to pass through the circuit to operate a 5 to 24 VDC load. Power consumption must not exceed 250 mA. The load could be a relay, solenoid, counter, LED, or any device that will operate within a 5 to 24 VDC range and a maximum of 250 mA.

