

2014 Medical Practice Key Titles

January - June 2014




Wolters Kluwer
Health

Titles in this leaflet

Specialty	Author	Title	Pub Date	ISBN/ISSN	Page Count	Illus.
Anesthesiology	Jaffe	Anesthesiologist's Manual of Surgical Procedures, 5e	May 2014	978-1-4511-7660-5	1,728	228
Infectious Diseases	Schedl	Infections of the Central Nervous System, 4e	May 2014	978-1-4511-7372-7	928	382
Neurology	Ebersole	Current Practice of Clinical Electroencephalography, 4e	June 2014	978-1-4511-3195-6	647	700
Oncology	Khan	Khan's The Physics of Radiation Therapy, 5e	April 2014	978-1-4511-8245-3	624	293
Oncology	Harris	Diseases of the Breast ,5e	May 2014	978-1-4511-8627-7	1200	440
Orthopedics	DeOrio	Total Ankle Replacement: An Operative Manual	May 2014	978-1-4511-8522-5	216	585
Orthopedics	Flynn	Rockwood & Wilkins Fractures in Children, 8e, International Edition	July 2014	978-1-4511-9512-5	1,100	2,675
Orthopedics	Tornetta, III	Rockwood & Green Fractures in Adults, 8e, International Edition	July 2014	978-1-4511-9508-8	2,416	3,600
Orthopedics	Tornetta, III	Rockwood and Green's Fractures in Adults and Children International Package, 8e, International Edition	July 2014	978-1-4698-7158-5		0
Otorhinolaryngology	Genden	Master Techniques in Otolaryngology - Head and Neck Surgery: Reconstructive Surgery	July 2014	978-1-4511-7586-8	464	630
Pathology	Hoda	Rosen's Breast Pathology, 4e	March 2014	978-1-4511-7653-7	1,400	1,949
Pathology	Epstein	Differential Diagnoses in Surgical Pathology: Genitourinary System	March 2014	978-1-4511-8958-2	544	1,500
Pathology	Riddell	Lewin, Weinstein and Riddell's Gastrointestinal Pathology and its Clinical Implications, 2e	MAY 2014	978-0-7817-2216-2	1712	2,814
Pathology	Husain	Biopsy Interpretation: Pediatric Lesions	June 2014	978-1-4511-7533-2	388	310
Surgery/General	Luketich	Master Techniques in Surgery: Esophageal Surgery	May 2014	978-1-4511-8373-3	450	800

Anesthesiology



Anesthesiologist's Manual of Surgical Procedures, 5e

Richard A. Jaffe

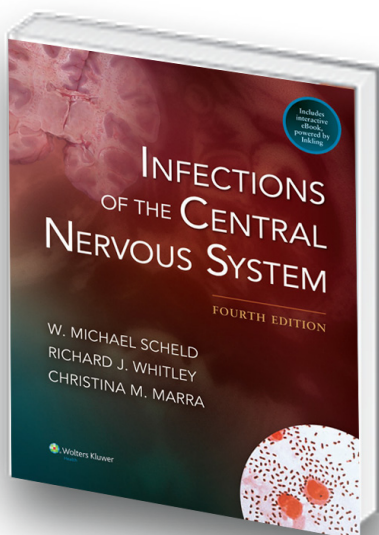
978-1-4511-7660-5 | Hardback

1,728pp | 228 illus.

May 2014

Anesthesiologists Manual of Surgical Procedures, 5e is the top-to-bottom guide to anesthetic technique, containing everything you need to know for effective perioperative management of patients. With so many moving variables before, during, and after surgery, it's crucial to understand the best practices for successful anesthetic care. This instructive text accounts for each variable immaculately, presenting all anesthetic considerations in a clear, templated format, detailing each treatment option then refining and summarizing all courses of action in easy-to-read tables. If you're an anesthesiologist, anesthesia resident, or CRNA, this new Fifth Edition guides through all operative scenarios and ensure the highest standards of anesthetic practice.

Infectious Diseases



Infections of the Central Nervous System, 4e

W. Michael Scheld, Richard J. Whitley & Christina M. Marra

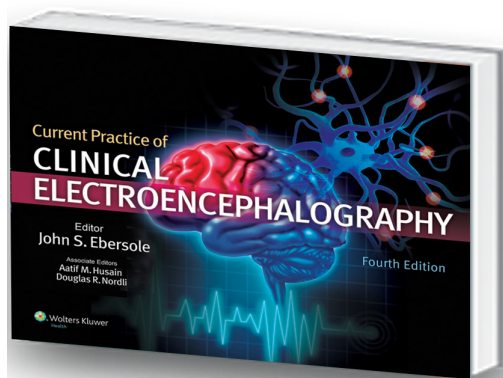
978-1-4511-7372-7 | Hardback

928pp | 382 illus.

May 2014

Tap into the gold standard on central nervous system infections: **Infections of the Central Nervous System**, this Fourth Edition is now fully revised and updated to accommodate the wealth of new Central Nervous System information discovered over the past decade. More than 90 leading experts contribute chapters, providing comprehensive, up-to-date information. With a broad scope and thorough detail, the text addresses pathogenesis, clinical manifestations, diagnosis, and therapy of various Central Nervous System infections and related conditions.

Neurology



Current Practice of Clinical Electroencephalography, 4e

John S. Ebersole

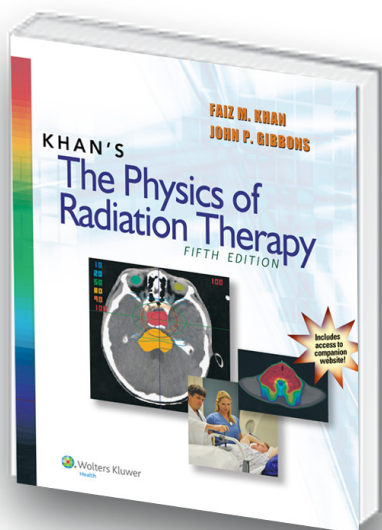
978-1-4511-3195-6 | Hardback

647pp | 700 illus.

June 2014

Editor John Ebersole, MD and his two new associate editors, with a team of nationally recognized authors, wrote this comprehensive volume, perfect for students, physicians-in-training, researchers, and practicing electroencephalographers who seek a substantial, yet practical compendium of the dynamic field of electroencephalography. In addition to cogent text, enjoy illustrations, diagrams, and charts that relate EEG findings to clinical conditions. Established areas of clinical EEG are updated, newly evolving areas are introduced, and neurophysiological bases are explained to encourage understanding and not simply pattern recognition.

Oncology



Khan's The Physics of Radiation Therapy, 5e


Faiz M. Khan & John P. Gibbons

978-1-4511-8245-3 | Hardback

624pp | 293 illus.

April 2014

This classic full-color text helps the entire radiation therapy team—radiation oncologists, medical physicists, dosimetrists, and radiation therapists—develop a thorough understanding of 3D conformal radiotherapy (3D-CRT), stereotactic radiosurgery (SRS), high dose-rate remote afterloaders (HDR), intensity modulated radiation therapy (IMRT), image-guided radiation therapy (IGRT), Volumetric Modulated Arc Therapy (VMAT), and proton beam therapy, as well as the physical concepts underlying treatment planning, treatment delivery, and dosimetry.



Diseases of the Breast, 5e

*Jay R. Harris, Marc E. Lippman
et al.*


978-1-4511-8627-7 | Hardback

1,200pp | 440 illus.

May 2014

Expand your knowledge of every aspect of breast diseases as a diverse and distinguished group of internationally-recognized experts summarize the current knowledge, including biology and epidemiology, clinical features, and management. Ideal for any clinician seeing patients with breast disease, especially carcinoma of the breast, this full color Fifth Edition of the authoritative text in the field is designed to foster the understanding necessary to provide optimal patient care.

Orthopaedics



Total Ankle Replacement: An Operative Manual


James DeOrio & Selene Parekh

978-1-4511-8522-5 | Hardback

216pp | 585 illus.

May 2014

Total ankle replacement surgeries are often complex and difficult. Don't leave it to trial and error. Learn from the experts: **Total Ankle Replacement: An Operative Manual** is the definitive how-to manual on the surgical techniques used in ankle arthroplasty. Edited by Drs. James DeOrio and Selene Parekh and written by masters in the field, this is an irreplaceable guide to providing your patients with improved, pain-free ankle function and mobility.



Rockwood and Wilkins' Fractures in Children, 8e, International Edition


John M. Flynn, David L. Skaggs & Peter M. Waters

978-1-4511-9512-5 | Hardback
1,100pp | 2,675 illus.
July 2014

This classic reference book on children's fractures for Orthopaedic surgeons and residents. It covers both the basic science of fractures, management and techniques and combines coverage of some of basic science chapters.

Whats New

- Expand coverage of Pain medicine and casting
- New Template for all clinical chapters
- Six new authors
- New edition will be a major revision with the introduction of three new editors



Rockwood and Green's Fractures in Adults, 8e, International Edition


Paul Tornetta III, Charles M. Court-Brown et al

978-1-4511-9508-8 | Hardback
2,416pp | 3,600 illus.
July 2014

Rockwood & Green is the go to reference for residents and practitioner worldwide. It is the bestselling book on fractures and covers basic science, principles of treatment, treatment of fracture types, complications and the management of fractures of all areas of the body outside of the head. Each clinical chapter has always featured the author's preferred techniques showing how an expert in that field treats fractures.

Key Features

- Definitive book in the world on fracture treatment
- Management of fractures content includes step by step lists for each technique
- Covers Basic Science of Fractures; Principles of Treatment; Fracture Types; Complications and Fractures in all areas of the body
- Each author section includes an author preferred section explaining how he or she treats that fractures



Rockwood, Green, and Wilkins Fractures in Adults and Children Package, 8e, International Edition

Paul Tornetta III et al.

978-1-4698-7158-5 | Hardback

3,516pp | 6,275 illus.

July 2014

Go for the gold standard: the definitive, bestselling reference on adult and pediatric fractures, **Rockwood, Green, and Wilkins' Fractures** is now in Eighth Edition.

Written by the top orthopaedic surgeons from around the world, the three revised and updated volumes offer full coverage of all fracture types in both adults and children, presenting the experts' choices on operative techniques and management. Volumes I and II cover adults' fractures; Volume III covers children's.

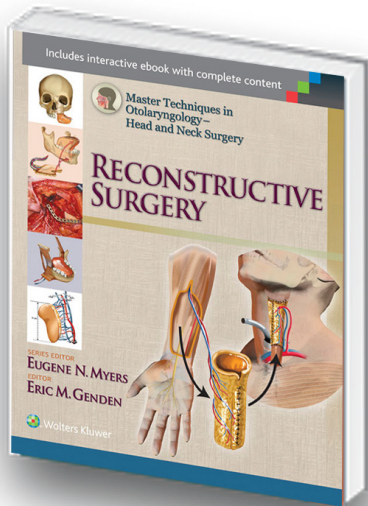
Features:

- NEW Expanded coverage of pain medicine and casting in Volume III (Children)
- NEW Chapters in Volumes I and II (Adults) on: Management of the Geriatric or Elderly Patient; Management of Bone Defects;; Psychological Aspect of Trauma
- NEW 10 new full length videos added to the existing Rockwood and Green's Fractures in Adults video library. All videos feature easy navigation so you can go directly to specific steps in the procedure, or watch the entire procedure from start to finish
- NEW 13 new full length videos added to Rockwood and Wilkins' Fractures in Children. All videos feature easy navigation so you can go directly to specific steps in the procedure, or watch the entire procedure from start to finish
- NEW Time-saving outline template for easy quick-reference
- "Before the Case" checklists of all necessary equipment for each surgical procedure
- Author's Preferred Technique section includes algorithms explaining why the author chose that procedure
- Pearls and Pitfalls and preventive measures listed for all procedures
- Full-color operative photos, tables, x-rays, diagrams and more than 500 line drawings of surgical procedures

Now the print edition comes bundled interactive eBook edition, offering tablet, smartphone, or online access to:

- Complete content with enhanced navigation
- A powerful search that pulls results from content in the book, your notes, and even the web
- Cross-linked pages, references, and more for easy navigation
- Highlighting tool for easier reference of key content throughout the text
- Ability to take and share notes with friends and colleagues
- Quick reference tabbing to save your favorite content for future

Otorhinolaryngology



Master Techniques in Otolaryngology - Head and Neck Surgery: Reconstructive Surgery

Eric Genden


978-1-4511-7586-8 | Hardback

464pp | 630 illus.

July 2014

The newest volume in the top-rated **Master Techniques in Otolaryngology** series, has been edited by the surgeon who performed the first human jaw transplant in the US. As a leading authority on head and neck cancers and reconstructive surgery, Dr. Eric Genden includes a range of treatments and techniques in this authoritative volume on microvascular reconstruction. Chapters are authored by leaders in the development of free tissue transfer flaps in head and neck reconstruction.

Pathology



Rosen's Breast Pathology, 4e


Syed A. Hoda, Edi Brogi et al.

978-1-4511-7653-7 | Hardback

1,400pp | 1,949 illus.

March 2014

Precise pathological diagnosis of breast disease is the most critical factor in determining treatment and establishing prognosis. The Fourth Edition of **Rosen's Breast Pathology** provides the most comprehensive, updated information on diseases of the breast. Intended primarily for pathologists, the book is an indispensable reference for all surgeons, oncologists, radiologists, radiation oncologists, as well as other physicians and medical personnel who require a thorough knowledge of breast pathology to provide optimal care for their patients. Discussions of most disease entities include clinical and radiological presentation, epidemiology, gross pathology, microscopic pathology, treatment, and prognosis. Surgical and oncological aspects of the various diseases are addressed wherever appropriate. Numerous images, a large proportion of which are new, complement the encyclopedic descriptions of the surgical pathology and cytology of diseases of the breast.



Differential Diagnoses in Surgical Pathology: Genitourinary System

Jonathan I. Epstein & George J. Netto

978-1-4511-8958-2 | Hardback
544pp | 1,500 illus.
March 2014

This practical resource, a volume in the new **Differential Diagnoses in Surgical Pathology** series, is arranged by differential diagnoses, filling a niche in urologic pathology resources and providing a practical guide to making the correct diagnosis between commonly confused entities.

This innovative book covers over 175 differential diagnoses, ranging from the most common in surgical urologic pathology to select disorders that are less frequently seen. In every chapter, lesions are presented side by side for easy comparison, with clinical and pathological findings in short outline format followed by several full color images. In addition to illustrating and discussing the classical features of these entities, the authors emphasize atypical features that can complicate diagnoses.



Lewin, Weinstein and Riddell's Gastrointestinal Pathology and its Clinical Implications, 2e

Robert Riddell & Dhanpat Jain

978-0-7817-2216-2 | Hardback
1,712pp | 2,814 illus.
May 2014

This comprehensive, two-volume resource highlights the practical aspects the pathology of biopsies and gross specimens, the clinical/pathological correlation, and differential diagnoses, and the ways in which these affect the management of patients with gastrointestinal disorders. The authors provide valuable insights on many important areas of gastrointestinal pathology, and openly address controversies within the specialty. This all-inclusive work stands alone in its illustrative quality and in its emphasis on the clinical implications of patient management as related to pathologic findings. The Second Edition has been completely revised to reflect two decades of advances in the field. The book's focus on clinical/pathological correlations and differential diagnoses emphasizes their affect on patient management. Major revisions of the chapters on colitis and gastritis feature new approaches to treatment. Over 2100 full-color illustrations highlight pathologic features to sharpen diagnostic skills and guide treatment choices. Convenient companion website features the full text and images from the book.



Biopsy Interpretation: Pediatric Lesions

Aliya N. Husain


978-1-4511-7533-2 | Hardback

388pp | 310 illus.

June 2014

Biopsy Interpretation: Pediatric Lesions is a practical, essential guide to pediatric biopsies. This how-to guide is the perfect bench reference for both the pediatric pathologist tasked with interpreting pediatric biopsies and the general surgical pathologist. Authored by a panel of top experts, the topics covered include a wide spectrum of diseases that afflict children, laying a comprehensive framework for diagnosing both the common and not-so-common diseases that can be identified by biopsy. This book is for all medical professional faced with the challenge of interpreting pediatric biopsies.

Surgery



Master Techniques in Surgery: Esophageal Surgery

James Luketich

978-1-4511-8373-3 | Hardback

450pp | 800 illus.

May 2014

This title delivers current, practical, and authoritative information of all aspects of esophageal surgery—in a step-by-step format that ensures accuracy and minimizes the risk for error.

Critical information includes indications and contraindications for each procedure, preoperative planning, outcomes, complications, and follow-up. Authoritative perspectives share tips and advice from acknowledged masters in each procedure. Abundant color illustrations provide a surgeon's-eye-view of the procedures, highlighting key anatomic structures and surgical techniques.

A convenient, fully searchable website provides the full text and illustrations from the book, along with a helpful procedural video.


2014 Medical Practice Key Titles - Forecast

Author	Title	Pub Date	ISBN/ISSN
Morrey	Master Techniques in Orthopaedic Surgery: The Elbow, 3e	07/01/2014	978-1-4511-7309-3
Snyder	SCOI Shoulder Arthroscopy, 3e	07/01/2014	978-1-4511-9170-7
Aktolun	Nuclear Oncology	07/18/2014	978-1-4511-8685-7
Tornetta, III	Rockwood & Green Fractures in Adults, 8e, International Edition	07/21/2014	978-1-4511-9508-8
Flynn	Rockwood & Wilkins Fractures in Children, 8e, International Edition	07/21/2014	978-1-4511-9512-5
Clohisy	Hip Preservation Surgery	08/01/2014	978-1-4511-8393-1
Webb	High-Resolution CT of the Lung, 5e	08/01/2014	978-1-4511-7601-8
Briggs	Drugs in Pregnancy and Lactation, 10e	08/04/2014	978-1-4511-9082-3
Jennette	Heptinstall's Pathology of the Kidney, 7e	08/25/2014	978-1-4511-4411-6
Torbenson	Biopsy Interpretation of the Liver (Biopsy Interpretation Series)	08/28/2014	978-1-4511-8257-6
Epstein	Biopsy Interpretation of the Prostate, 5e	08/29/2014	978-1-4511-8674-1
Amsterdam	Antibiotics in Laboratory Medicine, 6e	09/01/2014	978-1-4511-7675-9
Montgomery	Differential Diagnoses in Surgical Pathology: Gastrointestinal Tract	09/01/2014	978-1-4511-9189-9
Requena	Cutaneous Soft Tissue Tumors	09/01/2014	978-1-4511-9276-6
Snyderman	Master Techniques in Otolaryngology - Head and Neck Surgery: Skull Base Surgery	09/08/2014	978-1-4511-7362-8
Zierler	Strandness's Duplex Scanning in Vascular Disorders, 5e	09/26/2014	978-1-4511-8691-8
Mulholland	Operative Techniques in Surgery 1e	10/01/2014	978-1-4511-8631-4
Englesbe	Operative Techniques in Transplant Surgery 1e	10/01/2014	978-1-4511-8874-5
Daugirdas	Handbook of Dialysis, International Edition	10/27/2014	978-1-4511-8871-4
Bigeleisen	Ultrasound-Guided Regional Anesthesia and Pain Medicine, 2e	11/01/2014	978-1-4511-7333-8
Shaffner	Rogers' Textbook of Pediatric Intensive Care, 5e	11/01/2014	978-1-4511-7662-9
Egol	Handbook of Fractures, 5e	11/01/2014	978-1-4511-9362-6
Bammer	MR & CT Perfusion Imaging: Clinical Applications and Theoretical Principles	11/01/2014	978-1-4511-4715-5
Kline-Fath	Diagnostic Imaging of Fetal Anomalies	11/01/2014	978-1-4511-7583-7
Bertrand	Transradial Approach for PCI	11/03/2014	978-1-4511-7725-1
Eidem	Echocardiography in Pediatric and Adult Congenital Heart Disease, 2e	11/03/2014	978-1-4511-9122-6
Elder	Lever's Histopathology of the Skin, 11e	11/07/2014	978-1-4511-9037-3
Stoelting	Stoelting's Handbook of Pharmacology and Physiology in Anesthetic Practice, 3e	11/17/2014	978-1-60547-549-3
Shafer	Stoelting's Pharmacology and Physiology in Anesthetic Practice, 5e	11/17/2014	978-1-60547-550-9
Greenspan	Orthopedic Imaging	11/21/2014	978-1-4511-9130-1
Kennedy	Master Techniques in Otolaryngology - Head and Neck Surgery: Rhinology	11/29/2014	978-1-4511-7557-8
Mathisen	Master Techniques in Surgery: Thoracic Surgery: Advanced Procedures (Master Techniques in Surgery)	12/01/2014	978-1-4511-9072-4
Mathisen	Master Techniques in Surgery: Thoracic Surgery: Lung Resections	12/01/2014	978-1-4511-9073-1
Chiodo	Minimally Invasive Foot & Ankle Surgery	12/14/2014	978-1-4511-3161-1
Berek	Berek and Hacker's Gynecologic Oncology, 6e	12/15/2014	978-1-4511-9007-6

Rockwood, Green & Wilkins' Fractures in Adults and Children Package, 8e,

International Edition

The established Gold Standard reference on fractures and traumatology!



Paul Tornetta III et al.

ISBN: 978-1-4698-7158-5 | 3-Volume Package
3,516pp | 6,275 illus. | July 2014

Key Features:

- NEW Expanded coverage of pain medicine and casting in Volume III (Children)
- NEW Time-saving outline template for easy quick-reference
- "Before the Case" checklists of all necessary equipment for each surgical procedure
- Author's Preferred Technique section includes algorithms explaining why the author chose that procedure
- Pearls and Pitfalls and preventive measures listed for all procedures
- Full-color operative photos, tables, x-rays, diagrams and more than 500 line drawings of surgical procedures
- The print edition comes bundled with interactive eBook, offering tablet, smartphone and online access to complete content with many enhancements!