



# Tribble's Inc.



**VOLUME 3**

**APPLIANCE • HVAC • MAINTENANCE • REFRIGERATION**

**ARP SUPPLY**







## CHILLED WATER AIR HANDLERS

### DCW Series



Designed to operate with centrally supplied chilled water source. Rated for use with 42°F, 45°F and 48°F entering water temperatures while in cooling mode. Can also be used as heating system when supplied with hot water. Features quiet, low RPM blower, multi-speed motor and powder-coated cabinet.

| Order No.     | Cooling Cap. BTU/H | Heating Cap. BTU/H | Airflow CFM | Dim In. H x W x D |
|---------------|--------------------|--------------------|-------------|-------------------|
| <b>DCW-20</b> | 22,000             | 36,000             | 665         | 29 x 24 x 14      |
| <b>DCW-26</b> | 27,000             | 45,000             | 820         | 33 x 24 x 14      |
| <b>DCW-32</b> | 30,000             | 54,300             | 1,030       | 34.75 x 29 x 15   |

## CONDENSING UNITS

### Remote Air Cooled



**Standard Features** -- High Efficiency Heat Pump Duty Rated Scroll Compressors, Low RPM Blowers, ECM Blower Motor, Powder Coated Cabinet, Stainless Steel Hardware On exposed Surfaces, 2 Year Parts 5 year Compressor Warranty.

**THDC--R Series.** Replaces Dunham--Bush, First Company, Hydr Therm Space Pack, International, Johnson, Air Ease, Lennox, Luxaire (York), Nat. Comfort Prod (4000) & Westinghouse.

**THDC--S Series.** Replaces Bryant, Carrier, Day & Night, Dunham--Bush, First Company, Lennox, Magic Chef, Meyer, Nat. Comfort Prod (1000) & Payne.

**THDC--T Series.** Replaces Carrier, Fedders, First Company, Goodman, Lennox, Magic Chef, Meyer, Nat. Comfort Prod (3000) & Rheem.

| Order No.          | BTU    | SEER | W X H x D            |
|--------------------|--------|------|----------------------|
| <b>THDC-18RG</b>   | 18,900 | 12   | 29.5 x 23 x 18 1/2   |
| <b>THDC-18SG</b>   | 18,800 | 12   | 26 x 28 x 18 1/2     |
| <b>THDC-18TG</b>   | 19,000 | 12   | 32 x 23 3/4 x 18 1/2 |
| <b>THDC-24RASD</b> | 24,500 | 12   | 29.5 x 23 x 18 1/2   |
| <b>THDC-24SGA</b>  | 23,900 | 12   | 26 x 28 x 18 1/2     |
| <b>THDC--24TG</b>  | 24,100 | 12   | 32 x 23 3/4 x 18 1/2 |
| <b>THDC--30RG</b>  | 29,100 | 12   | 29.5 x 23            |
| <b>THDC--30SG</b>  | 30,000 | 12   | 26 x 28.63           |
| <b>THDC--30TG</b>  | —      | 12   | 23.75 x 32           |



## CONDENSING UNITS

### Thru-The-Wall

Compact design to fit many existing wall openings. High efficiency compressor has copper tubing and aluminum fin coils. Includes brass service valves with sweat connections and plastic coated coil guard. Uses R410A refrigerant. 12 SEER.



| Order No.         | Cooling Cap. BTU/H | Dim. In. H x W x D |
|-------------------|--------------------|--------------------|
| <b>AB Series</b>  |                    |                    |
| <b>18WCX12-AB</b> | 18,000             | 32 x 24 x 19       |
| <b>24WCX12-AB</b> | 23,800             | 32 x 24 x 19       |
| <b>30WCX12-AB</b> | 27,800             | 32 x 24 x 19       |
| <b>BB Series</b>  |                    |                    |
| <b>18WCX12-BB</b> | 18,000             | 28 x 25--3/4 x 19  |
| <b>24WCX12-BB</b> | 23,800             | 28 x 25--3/4 x 19  |

### Wall Recessed Or Closet Vertical Air Handler

**65243-HP (24RAQ-3)** = 1.5 & 2.0 Ton 29,000 BTU Heat  
Dim. 39-1/4 x 20-1/8 x 16-1/8

**65363-HP (36RAQ-3)** = 2.5 & 3.0 Ton 45,000 BTU Heat  
Dim. 44-1/4 x 24-1/4 x 21-1/8



## AIR CONDITIONERS & HEAT PUMPS

### Packaged Terminal



Features DigiSmart™ control board and EMS. Uses R410A refrigerant. Measures 42" W x 16-1/16" H x 21-1/2" D. 230/208V.

| Order No.                              | Capacity BTU/H | Amps | Watts     | EER       |
|--|----------------|------|-----------|-----------|
|  |                |      |           |           |
| <b>PTC073E35AXX</b>                    | 7600/7500      | 3.5  | 650/630   | 11.7/11.9 |
| <b>PTC093G35AXX</b>                    | 8700/8500      | 4.1  | 775/725   | 11.2/11.7 |
| <b>PTC123G35AXX</b>                    | 11,500/11,200  | 5.6  | 1095/1075 | 10.5/10.4 |
| <b>PTC153G35AXX</b>                    | 14,000/13,600  | 7.0  | 1415/1375 | 9.9/9.9   |
| <b>Cooling/Heat Pump/Electric Heat</b> |                |      |           |           |
| <b>PTH073G35AXX</b>                    | 7600/7500      | 3.5  | 650/620   | 11.7/12.1 |
| <b>PTH093G35AXX</b>                    | 9000/8900      | 4.1  | 770/765   | 11.7/11.6 |
| <b>PTH123G35AXX</b>                    | 11,500/11,100  | 5.6  | 1095/1065 | 10.5/10.4 |
| <b>PTH153G35AXX</b>                    | 14,000/13,900  | 7.0  | 1460/1465 | 9.6/9.5   |

Electrolux & Frigidaire

GE & Hotpoint

Whirlpool & Maytag

Cooking & Gas Products

Dishwasher, Disposer & Water Heater

Laundry

Refrigeration

Fittings, Venting & Installation

Electrical

Plumbing

Property Maintenance

Motors

HVAC/R


Chemicals

Charging, Recovery & Welding

Test Equip., Tools & Service Acc.

# FRIGIDAIRE

## ROOM AIR CONDITIONERS



| Order No.  | Cooling Cap. BTH/H | Heating Cap. BTU/H | Dim. In. H x W x D   |
|------------|--------------------|--------------------|----------------------|
| FFRA0822R1 | 8000               | 3500               | 14-1/2 x 24 x 20-1/2 |
| FFRA0811R1 | 8000               | 0                  | 14-1/2 x 19 x 21-1/2 |
| FFRE1033Q1 | 10000              | 0                  | 14-1/2 x 19 x 21-1/2 |



Slider Casement

| Order No.  | Cooling Cap. BTH/H | Heating Cap. BTU/H | Dim. In. H x W x D       |
|------------|--------------------|--------------------|--------------------------|
| FFRS0833Q1 | 8000               | 0                  | 20-1/4 x 14-1/5 x 23-1/2 |
| FFRS1022R1 | 10000              | 0                  | 20-1/4 x 14-1/5 x 23-1/2 |
| FFRS1222Q1 | 12000              | 0                  | 20-1/4 x 14-1/5 x 23-1/2 |

## PORTABLE AIR CONDITIONER



| Order No. | Cooling Cap. BTH/H | Volts | Hz | Watts Cool | Dim. In. H x W x D |
|-----------|--------------------|-------|----|------------|--------------------|
| FRA123PT1 | 12000              | 115   | 60 | 1380       | 31 x 32 x 16-3/4   |

# Goodman

## AIR CONDITIONERS

### GSX Series



| Order No. | Cooling BTU/H | Heating BTU/H | Noise Db | W x D x H                |
|-----------|---------------|---------------|----------|--------------------------|
| GSX140181 | 18,000        | 18,000        | 71       | 26 x 26 x 27-1/2         |
| GSX140241 | 24,000        | 24,000        | 73       | 26 x 26 x 31-1/2         |
| GSX140301 | 30,000        | 30,000        | 72       | 29 x 29 x 32-1/2         |
| GSX140361 | 36,000        | 36,000        | 74       | 29 x 29 x 32-1/2         |
| GSX140421 | 42,000        | 42,000        | 74       | 29 x 29 x 38-1/4         |
| GSX140481 | 48,000        | 48,000        | 76       | 35-1/2 x 35-1/2 x 38-1/4 |
| GSX140601 | 60,000        | 60,000        | 75       | 35-1/2 x 35-1/2 x 38-1/4 |

## HEAT PUMPS

### GSZ Series



| Order No. | Cooling BTU/H | Heating BTU/H | Noise Db | W x D x H                |
|-----------|---------------|---------------|----------|--------------------------|
| GSZ140181 | 18,000        | 18,000        | 71       | 29 x 29 x 34-1/4         |
| GSZ140241 | 24,000        | 24,000        | 73       | 29 x 29 x 38-1/4         |
| GSZ140301 | 30,000        | 30,000        | 72       | 29 x 29 x 38-1/4         |
| GSZ140361 | 36,000        | 36,000        | 74       | 35-1/2 x 35-1/2 x 35-1/4 |
| GSZ140421 | 42,000        | 42,000        | 74       | 35-1/2 x 35-1/2 x 35-1/4 |
| GSZ140481 | 48,000        | 48,000        | 76       | 35-1/2 x 35-1/2 x 35-1/4 |
| GSZ140601 | 60,000        | 60,000        | 75       | 35-1/2 x 35-1/2 x 35-1/4 |

## GAS FURNACES

### GMS Series

| Order No.  | Cooling BTU/H | Natural Gas Output BTU/H | LP Gas Output BTU/H |
|------------|---------------|--------------------------|---------------------|
| GMS80403AN | 40,000        | 32,000                   | 32,000              |
| GMS80603AN | 60,000        | 48,000                   | 48,000              |
| GMS80604BN | 60,000        | 48,000                   | 48,000              |
| GMS80803BN | 80,000        | 64,000                   | 64,000              |
| GMS80804BN | 80,000        | 64,000                   | 64,000              |
| GMS81005CN | 100,000       | 80,000                   | 80,000              |



## TEMPSTAR<sup>3</sup> Heating and Cooling Products



Electrolux  
& Frigidaire

GE  
& Hotpoint

Whirlpool  
& Maytag

Cooking  
& Gas  
Products

Dishwasher,  
Disposer &  
Water Heater

Laundry

Refrigeration

Fittings,  
Venting &  
Installation

Electrical

Plumbing

Property  
Maintenance

Motors

HVAC/R

Chemicals

Charging,  
Recovery  
& Welding

Test Equip.,  
Tools &  
Service Acc.

### “R” SERIES HEAT PUMPS

#### Split Systems

| Model Number     | Size (tons) | S.E.E.R | Nominal Btu/hr | Min. Circuit Ampacity | Max. Fuse or Breaker | Operating Dimensions length x width x depth in. (mm) | Operating/Ship Weight lbs. (kg) |
|------------------|-------------|---------|----------------|-----------------------|----------------------|--|---------------------------------|
| <b>R4H418GKB</b> | 1½          | 14      | 18,000         | 11.8                  | 20                   | 23-1/8 x 23-1/8 x 35-1/4 (587 x 587 x 899)           | 136 / 166 (61 / 75)             |
|                  | 2           | 14      | 24,000         | 14.2                  | 25                   | 25-3/4 x 25-3/4 x 35-1/4 (654 x 654 x 895)           | 144 / 175 (65 / 79)             |
| <b>R4H430GKB</b> | 2½          | 14      | 30,000         | 16.9                  | 30                   | 31-3/16 x 31-3/16 x 31-13/16 (792 x 792 x 808)       | 158 / 180 (72 / 82)             |
| <b>R4H436GKB</b> | 3           | 14      | 36,000         | 20                    | 30                   | 31-3/16 x 31-3/16 x 28-7/16 (792 x 792 x 722)        | 170 / 201 (77 / 91)             |
| <b>R4H442GKB</b> | 3½          | 14      | 42,000         | 24                    | 40                   | 31-3/16 x 31-3/16 x 39-1/8 (792 x 792 x 994)         | 201 / 235 (91 / 107)            |
| <b>R4H448GKB</b> | 4           | 14      | 48,000         | 25.2                  | 40                   | 31-3/16 x 31-3/16 x 28-7/16 (792 x 792 x 722)        | 197 / 232 (89 / 105)            |
| <b>R4H460GKB</b> | 5           | 14      | 60,000         | 32                    | 50                   | 31-3/16 x 31-3/16 x 31-13/16 (792 x 792 x 808)       | 212 / 248 (96 / 113)            |

### “R” SERIES HEAT PUMPS

#### Split Systems

| Model Number     | Size (tons) | S.E.E.R | Nominal Btu/hr | Min. Circuit Ampacity | Max. Fuse or Breaker | Operating Dimensions height x width x depth in. (mm) | Ship / Operating Weight lbs. (kg) |
|------------------|-------------|---------|----------------|-----------------------|----------------------|--|-----------------------------------|
| <b>R4A418GKA</b> | 1-1/2       | 14      | 18,000         | 11.7                  | 20                   | 23-1/8 x 23-1/8 x 24-13/16 (587 x 587 x 630)         | 134/123 (61/56)                   |
| <b>R4A424GKA</b> | 2           | 14      | 24,000         | 14.1                  | 20                   | 25-3/4 x 25-3/4 x 25 (654 x 654 x 635)               | 140/119 (84/54)                   |
| <b>R4A430GKA</b> | 2-1/2       | 14      | 30,000         | 16.8                  | 25                   | 31-3/16 x 31-3/16 x 31-13/16 (792 x 792 x 808)       | 186/151 (84 / 68)                 |
| <b>R4A436GKA</b> | 3           | 14      | 36,000         | 18.1                  | 30                   | 31-3/16 x 31-3/16 x 24-13/16 (792 x 792 x 630)       | 151 / 134 (68 / 87)               |
| <b>R4A442GKA</b> | 3-1/2       | 14      | 42,000         | 22.3                  | 35                   | 31-3/16 x 31-3/16 x 39-1/8 (792 x 792 x 994)         | 232 / 192 (105 / 87)              |
| <b>R4A448GKA</b> | 4           | 14      | 48,000         | 20.9                  | 35                   | 31-3/16 x 31-3/16 x 28-7/16 (792 x 792 x 722)        | 200 / 182 (91 / 82)               |
| <b>R4A460GKA</b> | 5           | 14      | 60,000         | 27.5                  | 40                   | 31-3/16 x 31-3/16 x 31-13/16 (792 x 792 x 808)       | 218 / 197 (99 / 89)               |

### FAN COILS AND MODULAR BLOWERS



| Model Number       | Size (tons) | Nominal CFM (L/s) | Dimensions Height x Width x depth in. (mm)      | Filter Size in. (mm)        | Ship Weight lbs. (kg) |
|--------------------|-------------|-------------------|---|-----------------------------|-----------------------|
| <b>FEM4X1800BL</b> | 1 1/2       | 600 (283)         | 42-11/16 x 14-5/16 x 22-1/16 (1084 x 364 x 560) | 13 x 21-1/2 (330 x 546)     | 112 (51)              |
| <b>FEM4X2400CL</b> | 2           | 800 (378)         | 49-5/8 x 17-5/8 x 22-1/16 (1261 x 448 x 560)    | 16-3/8 x 21-1/2 (416 x 546) | 122 (55)              |
| <b>FEM4X3000BL</b> | 2 1/2       | 1000 (472)        | 49-5/8 x 17-5/8 x 22-1/16 (1261 x 448 x 560)    | 16-3/8 x 21-1/2 (416 x 546) | 122 (55)              |
| <b>FEM4X3600BL</b> | 3           | 1200 (566)        | 49-5/8 x 17-5/8 x 22-1/16 (1261 x 448 x 560)    | 16-3/8 x 21-1/2 (416 x 546) | 122 (55)              |
| <b>FEM4X4200BL</b> | 3 1/2       | 1400 (661)        | 49-5/8 x 21-1/8 x 22-1/16 (1261 x 537 x 560)    | 19-7/8 x 21-1/2 (505 x 546) | 157 (71)              |
| <b>FEM4X4800BL</b> | 4           | 1600 (755)        | 49-5/8 x 21-1/8 x 22-1/16 (1261 x 537 x 560)    | 19-7/8 x 21-1/2 (505 x 546) | 157 (71)              |
| <b>FEM4X6000BL</b> | 5           | 1750 (826)        | 53-7/16 x 21-1/8 x 22-1/16 (1357 x 537 x 560)   | 19-7/8 x 21-1/2 (505 x 546) | 175 (79)              |





## PERFORMANCE SERIES FURNACES

### N9MSE/N9MSB – 92% Furnace

| Model Number  | Heating Input (MBTUH) | Efficiency AFUE | Cooling Capacity CFM range @ .5 in. w.c. (125 Pa) | Operating Dimensions Height x Width x Depth inches (millimeters) |
|---------------|-----------------------|-----------------|---|--|
| N9MSB0401410C | 40,000                | 92.10%          | 595-970   | 35 x 14-3/16 x 29-1/2 (889 x 361 x 750)                          |
| N9MSB0401712C | 40,000                | 92.10%          | 655-1140  | 35 x 17-1/2 x 29-1/2 (889 x 445 x 750)                           |
| N9MSB0601412C | 60,000                | 92.10%          | 645-1155  | 35 x 14-3/16 x 29-1/2 (889 x 361 x 750)                          |
| N9MSB0601716C | 60,000                | 92.10%          | 985-1505  | 35 x 17-1/2 x 29-1/2 (889 x 445 x 750)                           |
| N9MSB0801716B | 80,000                | 92.10%          | 760-1555  | 35 x 17-1/2 x 29-1/2 (889 x 445 x 750)                           |
| N9MSB0801716C | 80,000                | 92.10%          | 760-1555  | 35 x 17-1/2 x 29-1/2 (889 x 445 x 750)                           |
| N9MSB0802120C | 80,000                | 92.10%          | 865-1885  | 35 x 21 x 29-1/2 (889 x 533 x 750)                               |
| N9MSB1002116C | 100,000               | 92.10%          | 890-1490  | 35 x 21 x 29-1/2 (889 x 533 x 750)                               |
| N9MSB1002120C | 100,000               | 92.10%          | 1475-1970   | 35 x 21 x 29-1/2 (889 x 533 x 750)                               |
| N9MSB1202420C | 120,000               | 92.10%          | 1450-2050   | 35 x 24-1/2 x 29-1/2 (889 x 622 x 750)                           |

## PERFORMANCE SERIES FURNACES

### N8MX/N8MS – 80% Furnaces

| Model Number  | Heating Input (MBTUH) | Efficiency AFUE | Cooling Capacity CFM range @ .5 in. w.c. (125 Pa) | Operating Dimensions Height x Width x Depth inches (millimeters) |
|---------------|-----------------------|-----------------|---|--|
| N8MSN0451408A | 44,000                | 80%             | 580-835   | 33-1/3 x 14-3/16 x 29 (847 x 360 x 737)                          |
| N8MSN0451412A | 44,000                | 80%             | 1040-1160   | 33-1/3 x 14-3/16 x 29 (847 x 360 x 737)                          |
| N8MSN0701408A | 66,000                | 80%             | 595-870   | 33-1/3 x 14-3/16 x 29 (847 x 360 x 737)                          |
| N8MSN0701412A | 66,000                | 80%             | 1050-1200   | 33-1/3 x 14-3/16 x 29 (847 x 360 x 737)                          |
| N8MSN0701716A | 66,000                | 80%             | 1240-1505   | 33-1/3 x 17-1/2 x 29 (847 x 445 x 737)                           |
| N8MSN0901714B | 88,000                | 80%             | 1065-1385   | 33-1/3 x 17-1/2 x 29 (847 x 445 x 737)                           |
| N8MSN0902116A | 88,000                | 80%             | 1375-1635   | 33-1/3 x 21 x 29 (847 x 533 x 737)                               |
| N8MSN0902120A | 88,000                | 80%             | 1715-2025   | 33-1/3 x 21 x 29 (847 x 533 x 737)                               |
| N8MSN1101712A | 110,000               | 80%             | 1155-1355   | 33-1/3 x 17-1/2 x 29 (847 x 445 x 737)                           |
| N8MSN1102116A | 110,000               | 80%             | 1310-1655   | 33-1/3 x 21 x 29 (847 x 533 x 737)                               |
| N8MSN1102122A | 110,000               | 80%             | 1650-2205   | 33-1/3 x 21 x 29 (847 x 533 x 737)                               |
| N8MSN1352116A | 132,000               | 80%             | 1380-1710   | 33-1/3 x 21 x 29 (847 x 533 x 737)                               |
| N8MSN1352422A | 132,000               | 80%             | 1705-2160   | 33-1/3 x 24-1/2 x 29 (847 x 622 x 737)                           |
| N8MSN1552420A | 154,000               | 80%             | 1695-2215   | 33-1/3 x 24-1/2 x 29 (847 x 622 x 737)                           |



## ELECTRIC WATER HEATERS

Residential Upright



| Order No.      | Capacity Gal. | Jacket Dia. In. |
|----------------|---------------|-----------------|
| <b>RE330S6</b> | 30            | 20              |
| <b>RE340S6</b> | 40            | 22              |
| <b>RE340T6</b> | 40            | 20              |
| <b>RE350S6</b> | 50            | 24              |
| <b>RE350T6</b> | 50            | 22              |

## ELECTRIC WATER HEATERS



| Order No.       | Cap. Gal. | Nat. Gas | LP Gas | Jacket Dia. In. |
|-----------------|-----------|----------|--------|-----------------|
| <b>RG230S6N</b> | 30        | 30,000   | 26,000 | 20              |
| <b>RG230T6N</b> | 29        | 40,000   | 35,000 | 18              |
| <b>RG240T6N</b> | 40        | 40,000   | 36,000 | 20              |
| <b>RG240S6N</b> | 40        | 40,000   | 38,000 | 22              |
| <b>RG240T6N</b> | 40        | 50,000   | 48,000 | 20              |
| <b>RG250T6N</b> | 50        | 40,000   | 36,000 | 22              |
| <b>RG250L6N</b> | 48        | 40,000   | 38,000 | 24              |
| <b>RG250S6N</b> | 50        | 50,000   | 48,000 | 22              |



GE APPLIANCES

## FREEZER REFRIGERATOR

White Top – Energy Star



(2) Adjustable Humidity Crispers, (2) Adjustable Spill Proof Glass Shelves, Optional Ice Maker, Upfront Temperature Controls, Gallon Storage.

| Order No.         | Cu. Ft. |
|-------------------|---------|
| <b>GTE18GTHWW</b> | 18.1    |

## ELECTRIC RANGE

Free-Standing



**Features**

- 5.3 cu. ft. oven capacity
- Enough room to cook an entire meal at once
- Coil heating elements
- Provide even heat and easy cleanup
- Removable full-width storage drawer
- Store cookware or kitchen accessories.

| Order No.        | Size In. |
|------------------|----------|
| <b>JB250DFWW</b> | 30       |

## OVER-THE-RANGE MICROWAVE

White



**Features**

- 950 Watts
- Auto
- Time Defrost
- Two Speed 300 CFM Venting System
- Add 30 Seconds Option.

| Order No.          | Cu. Ft. |
|--------------------|---------|
| <b>JVM3162DJWW</b> | 1.5     |



GE APPLIANCES

## GAS RANGE

Free-Standing



**Features**

- 4.8 cu. ft. oven capacity/Standard clean oven
- Smooth surface and rounded corners make clean-up quick and easy. Standard grates.
- Porcelain upswept cooktop.
- ADA Compliant.

| Order No.          | Size In. |
|--------------------|----------|
| <b>JGBS60DEFWW</b> | 30       |

## GE LAUNDRY CENTER



| Order No.          | Size In. |
|--------------------|----------|
| <b>GUD24ESSJWW</b> | 24       |
| <b>GUD27ESSJWW</b> | 27       |

## FULL CONSOLE DISHWASHER

White – Energy Star



**Features**

- 12 Place Settings
- 5 Wash Cycles featuring 4-Level
- PowerScrub
- Hard Food Disposer
- Energy Star Rated

| Order No.         | Height In. |
|-------------------|------------|
| <b>GSD2100VWW</b> | 24         |

Electrolux & Frigidaire

GE & Hotpoint

Whirlpool & Maytag

Cooking & Gas Products

Dishwasher, Disposer & Water Heater

Laundry

Refrigeration

Fittings, Venting & Installation

Electrical

Plumbing

Property Maintenance

Motors

HVAC/R

Chemicals

Charging, Recovery & Welding

Test Equip., Tools & Service Acc.



**TOP FREEZER REFRIGERATOR**



**Features**

- Improved Design
- Improved design provides quiet cooling for a more pleasant kitchen.
- Freezer Temperature Control
- To keep frozen items ice cold, freezer temperature controls allow you to adjust the temperature level of cold air in the freezer.
- Optional Ice Maker-ECKMF95
- The easy-to-install optional icemaker makes sure there's plenty of ice close at hand, so you won't have to fill your ice tray again.

| Order No.         | Cu. Ft. |
|-------------------|---------|
| <b>WRT106TFDW</b> | 16      |

**OVER THE RANGE MICROWAVE**

with Hidden Vent



**Features**

- The hidden vent streamlines the appearance of the microwave exterior, making it simpler to wipe clean.
- 1.7 cu. ft. Capacity
- Heat up leftovers with ease in this 1.7 cu. ft. capacity microwave hood combination. You'll have the room you need for frequently used items like dinner plates and microwave-safe bowls.
- 1,000 Watts Cooking Power.

| Order No.         | Cu. Ft. |
|-------------------|---------|
| <b>WMH31017AW</b> | 1.7     |



**DISHWASHER**

with Resource-efficient Wash System



- This model's Tall Tub design allows you to load tall and odd-shaped items in both racks. An additional 3" of interior space compared to standard tub models makes room for extra-large items in the lower rack and plates or sports bottles in the upper rack.
- Resource - Efficient Wash System
- This dishwasher's resource-efficient wash system cleans a full load of dishes using nearly 1/2 the water and energy<sup>1</sup>. Whirlpool Brand's improved motor and wash system optimizes cleaning for better cleaning results versus the previous wash system and provides our quietest line of dishwashers ever.
- Quiet Partner™ I Sound Package
- Whirlpool brand dishwashers offer many levels of quiet operation with this system of sound reducing insulation.

| Order No.         | Description     |
|-------------------|-----------------|
| <b>WDF110PABW</b> | Tall Tub Design |

**GAS RANGE**

Freestanding – with Under-Oven Broiler



Enjoy the flexibility and efficiency you need to prepare holiday meals and everything in between with this 5.1 cu. ft. capacity freestanding gas range. Full-width under-oven broiler. Multiple Power™ burners with up to 15,000 BTUs are perfect for high heat tasks, satin-finish cast-iron grates let you slide heavy pots and pans to the optimal cooking location. The upswept, porcelain SpillGuard™ cooktop contains spills for easy cleanup. Plus, you can monitor cooking progress without opening the door and disturbing the oven temperature with the large oven window.

| Order No.         | Size In. | Cu. Ft. |
|-------------------|----------|---------|
| <b>WFG320M0BW</b> | 30       | 5.1     |



**WHIRLPOOL® ELECTRIC LAUNDRY CENTER**



| Order No.        | Size In. |
|------------------|----------|
| <b>WET4024EW</b> | 24       |
| <b>WET4027EW</b> | 27       |

**ELECTRIC RANGE**

with Custom Broil



**Features**

- Oven Window-Allows you to check cooking progress without opening the oven door and disturbing the temperature.
- Custom Broil-Allows you to set your preferred broiling temperature in 5-degree increments between 300°F and 525°F. High heat is best for grilling meats, while low heat is ideal for delicate tasks such as melting cheese.
- Upswept porcelain spillguard™ cooktop helps contain messes and makes cleanup easier with the raised-edge design.

| Order No.         | Size In. | Cu. Ft. |
|-------------------|----------|---------|
| <b>WFC150M0EW</b> | 30       | 4.8     |



**FRIGIDAIRE**

**TOP FREEZER REFRIGERATOR**



**Features**

- STORE-MORE™ HUMIDITY-CONTROLLED CRISPER DRAWERS
- Keep your fruits and vegetables fresh in our humidity-controlled crisper drawers.
- STORE-MORE™ GALLON DOOR SHELF
- Door storage gives you room for larger items like a gallon of milk.
- REVERSIBLE DOOR
- Door can be installed to open left or right based on your needs.
- 28" W x 30-1/8" D x 64-3/8" H.

| Order No.  | Cu. Ft. |
|------------|---------|
| FFTR1614RW | 16.3    |

**ELECTRIC RANGE**

Freestanding with 4 Burners



**Features**

**Store-More Storage Drawer**

Our convenient drawer gives you extra storage space in your kitchen.

**Color-Coordinated Oven Door with Large Window**

Stylish look with a large window makes it easy to check on what's cooking without opening the door.

**Bright Lighting**

Our bright lighting makes it easy to see whats inside.

| Order No.  | Size In. |
|------------|----------|
| FFEF3005MW | 30       |

**FRIGIDAIRE**

**OVER-THE-RANGE MICROWAVE**



**Features**

- 29-7/8" W x 15-1/32" D x 16-13/32" H
- TWO SPEED VENTILATION
- Over-the-range microwave doubles as a hood offering ventilation with two fan speeds.
- EXTRA-LARGE 13-1/2" DIAMETER GLASS TURNTABLE
- Big bowls and large casserole dishes are no prob lem for our extra-large glass turntable. It rotates for even cooking.
- READY-SELECT® CONTROLS
- Easily select options with the touch of a button.

| Order No. | Cu. Ft. |
|-----------|---------|
| FFMV162LW | 1.6     |

**GAS RANGE**

Freestanding – White with 4 Burners



Range gives you more cooking flexibility with a 4.2 cu. ft. capacity oven and Broil and Serve Drawer. The cooktop features four 9,000 BTU Gas Burners. Ready-Select control knobs allow you to easily select options and cooking temperatures.

| Order No.  | Size In. |
|------------|----------|
| FFGF3005MW | 30       |

**FRIGIDAIRE**

**BUILT-IN DISHWASHER**

Tall Tub Design



**Features**

- TALL TUB DESIGN
- Our large capacity, tall-tub dishwasher fits up to 12 place settings so you can wash more at once.
- DISHWASHER SPECIFICATIONS
- Place Settings: 12
- Interior: Plastic
- Filter: Plastic
- Food Disposer: Yes
- Rinse Aid Dispenser: Adjustable with Indicator
- Wash Levels: 2
- Wash System: Tower Wash
- Filter Cleaning Type: Self Cleaning

| Order No. | Dim. In.                  |
|-----------|---------------------------|
| FBD2400KW | 24" W x 25" D x 34-7/8" H |

**FRIGIDAIRE ELECTRIC LAUNDRY CENTER**



| Order No.  | Dim. In.                 |
|------------|--------------------------|
| FFLE3911QW | 27" W x 31-1/2" D x 76 H |

Electrolux & Frigidaire

GE & Hotpoint

Whirlpool & Maytag

Cooking & Gas Products

Dishwasher, Disposer & Water Heater

Laundry

Refrigeration

Fittings, Venting & Installation

Electrical

Plumbing

Property Maintenance

Motors

HVAC/R

Chemicals

Charging, Recovery & Welding

Test Equip., Tools & Service Acc.



**STOVE RANGE**



Available in Gas and Electric.  
Available sizes: 20, 24, 30 and 36".  
Available colors: White, Bisque, Black and Stainless

**AVANTI REFRIGERATOR**

**3.1 Cubic Feet**



2-Door with separate freezer compartment and reversible doors.

| Order No.        | Color                     |
|------------------|---------------------------|
| <b>RA3136SST</b> | Black with Stainless Stee |
| <b>RA3116BT</b>  | Black                     |



**AVANTI MATCHING MICROWAVE**



Sits on top of refrigerator.

| Order No.        | Color                      |
|------------------|----------------------------|
| <b>MO7103SST</b> | Black with Stainless Steel |
| <b>MO7192TB</b>  | Black                      |

**Please call your sales representative or branch for more information on Tempstar equipment.**

# Table of Contents

While reasonable efforts have been made to ensure that all information contained in this catalog is accurate as of the time of publication, neither ARP Supply, Inc. nor the publisher assumes responsibility for any errors or omissions. All specifications, illustrations and data contained herein are subject to change without notice. This catalog is for reference purposes only. Final verification of the proper part number is the responsibility of the installer.

Reproduction of any part of this catalog by any means without written consent of ARP Supply, Inc. is strictly prohibited.

Copyright 2016 ARP Supply, Inc.  
All rights reserved.

|                       |                                     |
|-----------------------|-------------------------------------|
| Pages 1 – 30 .....    | Electrolux & Frigidaire             |
| Pages 31 – 60 .....   | GE & Hotpoint                       |
| Pages 61 – 92 .....   | Whirlpool & Maytag                  |
| Pages 93 – 120 .....  | Cooking & Gas Products              |
| Pages 121 – 130 ..... | Dishwasher, Disposer & Water Heater |
| Pages 131 – 146 ..... | Laundry                             |
| Pages 147 – 166 ..... | Refrigeration                       |
| Pages 167 – 198 ..... | Fittings, Venting & Installation    |
| Pages 199 – 206 ..... | Electrical                          |
| Pages 207 – 226 ..... | Plumbing                            |
| Pages 227 – 236 ..... | Property Maintenance                |
| Pages 237 – 312 ..... | Motors                              |
| Pages 313 – 362 ..... | HVAC/R                              |
| Pages 363 – 374 ..... | Chemicals                           |
| Pages 375 – 426 ..... | Charging, Recovery & Welding        |
| Pages 427 – 482 ..... | Test Equip., Tools & Service Acc.   |



# Notes

---

---

# ELECTROLUX – Dishwasher

## CONSOLE PANELS


Dishwasher



| Order No. | For Use With   |
|-----------|--|
| 154639207 | Frigidaire FDBB4365FC, FDBB4365FC0, FDBB4365FC1, FDBB4365FC2, FDBB4365FC3 & PLD4375RFC |

## CONTROL BOARDS

Dishwasher



| Order No. | For Use With   |
|-----------|--|
| 154757002 | Frigidaire   |
| 154712101 | Frigidaire, Electrolux, Gibson, Kelvinator, Tappan, WCI, White Westinghouse, Sears & Kenmore   |
| 154783201 | Crosley CDB400KB0, CDB400KW0, CDB600KB0, CDB600KS0 & CDB600KW0, Frigidaire FFBD2403LB0A & FFBD2403LW0A, Electrolux, Gibson, Kelvinator, Tappan, WCI, White Westinghouse, Sears & Kenmore |
| 154815601 | -  |

## CIRCULATION MOTOR KITS

Dishwasher



Includes o-rings and adapter harness.

| Order No. | For Use With         |
|-----------|----------------------|
| 154859101 | Frigidaire & Kenmore |

## BLOWER WHEELS

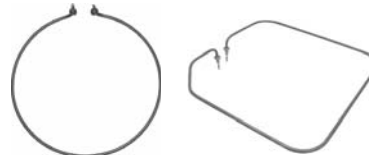
Dishwasher



| Order No. | For Use With   |
|-----------|--|
| 131476300 | Frigidaire 30-4388-23-02, 61-1157-10-00 & CLCE500FW, Crosley CLCE500FW0, CLCE500FW1 & CLCE500FW2 |

## HEATING ELEMENTS

Dishwasher



154825001

154665201

### Heating Elements

| Order No. | Replaces              | For Use With         |
|-----------|-----------------------|----------------------|
| 154825001 | -                     | Frigidaire           |
| 154665201 | 154247601 & AP4424048 | Frigidaire & Kenmore |

### Accessories



| Order No. | Desc.               | For Use With   |
|-----------|---------------------|--|
| 154106202 | Heating element nut | Frigidaire BBBD2432KB, BBBD2432KB0, BBBD2432KF, BBBD2432KF0, BBBD2432KW & BBBD2432KW0, Kenmore |

## HIGH LIMIT THERMOSTATS

Dishwasher



| Order No. | For Use With                              |
|-----------|---|
| 154290204 | Frigidaire, Tappan, Westinghouse & Gibson |

## INLET VALVES

Dishwasher



| Order No. | For Use With  |
|-----------|---|
| 154637401 | Frigidaire, Crosley, Gibson, Kenmore, Tappan & Westinghouse |

Electrolux & Frigidaire

GE & Hotpoint

Whirlpool & Maytag

Cooking & Gas Products

Dishwasher, Disposer & Water Heater

Laundry

Refrigeration

Fittings, Venting & Installation

Electrical

Plumbing

Property Maintenance

Motors

HVAC/R

Chemicals

Charging, Recovery & Welding

Test Equip., Tools & Service Acc.

# ELECTROLUX – Dishwasher

## DRAIN PUMPS

Dishwasher



**No. 154580301.** Features rubber coupler and (2) spring clamps. 120V, 60Hz, 0.6A, 25W, 3600 RPM.  
**No. A00126501.** Outlet measures 1-1/4", inlet measures 7/8".  
**No. 5304463777.** Drain pump kit.  
**No. 5304463777.** Replaces 154407402 and 1208RC.

| Order No.  | For Use With   |
|------------|--|
| 154580301  | Frigidaire   |
| A00126501  | Frigidaire, Tappan, White Westinghouse, Gibson & Kenmore |
| A00126401  | -  |
| 5304463777 | -  |

## DRAIN HOSES

Dishwasher



**No. 807117001.** Features 1-1/4" inlet and step-down outlet to fit many sizes. Includes built-in check valve.

| Order No. | Lgth. Ft. | For Use With  |
|-----------|-----------|---|
| 154225602 | 10        | Frigidaire 30-4987-08-05, 31-2757-00-01, 31-2757-00-02, 31-2757-23-01 & 31-2757-23-02 |
| 807117001 | 8         | Frigidaire, Tappan, White Westinghouse, Gibson, Crosley & Kenmore                     |

## SPRAY ARMS

Dishwasher



| Order No. | Desc.    | For Use With  |
|-----------|----------|---|
| A01986801 | Center   | Frigidaire & Electrolux   |
| 154754502 | 9-1/4" L | Frigidaire, Tappan, White Westinghouse, Gibson & Kenmore  |
| 154568002 | -        | Frigidaire BBBD2432KB, BBBD2432KB0, BBBD2432KF, BBBD2432KF0, BBBD2432KW & BBBD2432KW0                                   |
| 154608102 | Lower    | Frigidaire  |
| 154567702 | Lower    | Frigidaire, Gibson, Kelvinator, Tappan & White Westinghouse   |
| 154568001 | Lower    | Crosley CDB400KB0 & CDB400KW0, Frigidaire CDB500CGB1, CDB500CGB2, CDB500CGB3, CDB500CGC1 & CDB500CGC2, Gibson & Kenmore |

## DETERGENT & RINSE AID DISPENSERS

Dishwasher



| Order No. | For Use With  |
|-----------|---|
| 154574401 | Frigidaire, Gaffers & Sattler, Kelvinator & Kenmore |



# ELECTROLUX – Dishwasher

## SILVERWARE BASKETS

Dishwasher



| Order No. | Color |
|-----------|-------|
| 154556101 | White |

## DOOR LATCHES

Dishwasher



Nos. 5304442173 & 5304442175. Includes door latch, gasket and door spring.

| Order No.  | Color | Replaces         | For Use With  |
|------------|-------|------------------|---|
| 154722401  | -     | 154543901 & 0709 | Electrolux, Frigidaire, Philco, Tappan, Gibson, Kelvinator, White Westinghouse, Kenmore & Crosley |
| 5304442173 | White | -                | Frigidaire  |
| 5304442175 | Black | -                | Frigidaire  |
| A00099902  | -     | -                | Frigidaire, Tappan, White Westinghouse, Gibson & Kenmore  |

## DOOR GASKETS

Dishwasher



| Order No.  | Desc.                      | For Use With  |
|------------|----------------------------|---|
| 5300809611 | Tub/door gasket, 90-1/4" L | Frigidaire 30-3378-00-01, 30-3378-00-02, 30-3378-00-03, 30-3378-23-01 & 30-3378-23-02, Kenmore, Gibson & Tappan |
| 154576501  | Door wiper gasket          | Frigidaire BBBD2432KB, BBBD2432KB0, BBBD2432KF, BBBD2432KF0, BBBD2432KW & BBBD2432KW0                           |

## TUB GASKETS

Dishwasher



| Order No. | For Use With                                       |
|-----------|--|
| 154827601 | Frigidaire, Kenmore, Gibson, Tappan & Westinghouse |

## LOWER DOOR SEALS

Dishwasher



Features plastic construction and (2) rubber sealing strips. White.

| Order No. | Dim. L x W | For Use With |
|-----------|------------|--------------|
| 809006501 | 22.5 x 1.5 | Frigidaire   |

## DOOR SPRINGS

Dishwasher



| Order No.  | Lgth. In. | For Use With  |
|------------|-----------|---|
| 154430601  | 8         | Frigidaire  |
| 154430501  | 8         | Frigidaire  |
| 5300809703 | 4.562     | Frigidaire 30-3053-00-01, 30-3053-23-01, 30-4980-08-05, 31-6538-66-03 & 32-1012-66-04 |

## COVER & STEM ASSEMBLIES

Dishwasher



| Order No. | For Use With                          |
|-----------|---------------------------------------|
| 154245501 | Frigidaire, Crosley, Gibson & Kenmore |

Electrolux & Frigidaire

GE & Hotpoint

Whirlpool & Maytag

Cooking & Gas Products

Dishwasher, Disposer & Water Heater

Laundry

Refrigeration

Fittings, Venting & Installation

Electrical

Plumbing

Property Maintenance

Motors

HVAC/R

Chemicals

Charging, Recovery & Welding

Test Equip., Tools & Service Acc.

# ELECTROLUX – Dishwasher

## ROLLER ASSEMBLIES

Dishwasher



No. 5300809974. For use on upper racks. 1" diameter and 5/16" axle shaft.

| Order No.  | Color | Replaces                                | For Use With   |
|------------|-------|---|--|
| 154333903  | White | –                                       | Frigidaire, Tappan, Westinghouse & Gibson  |
| 5300809640 | White | 154294801, 418781, AP2108739 & PS420038 | Frigidaire 11-1969-00-04, 12-1063-00-04, 12-1063-00-05, 12-1063-23-04 & 12-1063-23-05, Gibson, Kenmore, Tappan & Universal |
| 5300809640 | –     | –                                       | Frigidaire, Crosley, Tappan & Westinghouse   |
| 154174503  | Gray  | –                                       | Frigidaire   |
| 5300809974 | –     | –                                       | Frigidaire 30-2249-00-07, 30-2761-00-01, 30-3147-00-01, 30-3147-00-02 & 30-3147-00-03                                      |

## LINKAGE SPRINGS

Dishwasher



| Order No. | For Use With  |
|-----------|---|
| 154325201 | Frigidaire 30-6757-23-03, 61-1043-10-00, 95-2487-00-01, 95-2487-23-01, BBBD2432KB & BBBD2432KB0 |

## DISHWASHER GASKETS



| Order No. | For Use With  |
|-----------|---|
| 154406401 | Frigidaire, Crosley, Gibson, Westinghouse & Kenmore |

## DISHWASHER O-RINGS



| Order No. | Type  | For Use With  |
|-----------|-------|---|
| 154246901 | Rear  | Frigidaire, Gibson, Kelvinator, Tappan & White-Westinghouse |
| 154247001 | Front | Frigidaire  |

## SPLASH SHIELD KITS

Dishwasher



| Order No. | For Use With  |
|-----------|---|
| 154701001 | Frigidaire, White Westinghouse, Kelvinator, Gibson, Tappan & Philco |

## SIDEMOUNT KITS

Dishwasher



For use in mounting dishwashers under solid surface countertops.

| Order No.  | For Use With                        |
|------------|-------------------------------------|
| DWBRACKIT1 | Frigidaire 24" built-in dishwashers |

## DISHWASHER RACK REPAIR KITS



Includes (25) tine caps and vinyl touch-up paint. Available in blue or white.

| Order No.  | Desc.           |
|------------|-----------------|
| 5303310273 | Rack repair kit |

## FRICITION PULLEY CABLES

Dishwasher

| Order No. | For Use With   |
|-----------|--|
| 154578801 | Frigidaire FDB2415LFB0, FDB2415LFB1, FDB2415LFB2, FDB2415LFC0, FDB2415LFC1 & FDB2415LFC2 |

## DOOR STRIKES

Dishwasher



Features metal construction.

| Order No. | Replaces  | For Use With                     |
|-----------|-----------|----------------------------------|
| 154662601 | 154429101 | 154434101, 154434103 & 154537304 |

# ELECTROLUX – Dryer

## CONTROL BOARDS

Dryer



134557200 & 134557201



134523200



134484212

Controls all functions of the dryer, telling the motor and heater when to turn on and off.

| Order No. | Replaces                          | For Use With   |
|-----------|-----------------------------------|--|
| 134557200 | AP3886830, PS1152219 & PT11660490 | Frigidaire, Tappan, White Westinghouse, Gibson & Kenmore |
| 134557201 | –                                 | Frigidaire & Crosley                                     |
| 134523200 | AP3851146, PS1145940 & PT11553438 | Frigidaire, Tappan, White Westinghouse, Gibson & Kenmore |
| 134484212 | –                                 | Frigidaire, Tappan, White Westinghouse, Gibson & Kenmore |

## PULLEY MOTORS



Dryer

Features freestanding design with lefthand thread.

| Order No. | For Use With                              |
|-----------|---|
| 131560100 | Frigidaire, Tappan, Westinghouse & Gibson |

## BLOWER HOUSING ASSEMBLIES

Dryer



| Order No. | Replaces                                | For Use With   |
|-----------|---|--|
| 131775600 | AP2107606, PT6322818, PS418726 & 823074 | Frigidaire, Kenmore, White Westinghouse, Kelvinator, Gibson & Tappan |

## TERMINAL BLOCKS

Dryer



5304409888

No. 5304409888. Includes nuts and washers.

| Order No.  | For Use With  |
|------------|---|
| 5304409888 | Frigidaire, Tappan, Kelvinator, White Westinghouse & Gibson |
| 134101400  | Frigidaire, Tappan Kelvinator, White Westinghouse & Gibson  |

## THERMAL FUSES

Dryer



Features non-resettable design and (2) 1/4" terminals.

| Order No. | For Use With  |
|-----------|---|
| 134120900 | Frigidaire 30-2758-00-03, 30-2758-00-04, 30-2758-23-03, 30-2758-23-04 & 30-2758-66-03 |

## CONTROL THERMISTORS

Dryer



| Order No. | For Use With  |
|-----------|---|
| 134587700 | Frigidaire<br>AEQ6000CES0,<br>AEQ6000CES1,<br>AEQ6000ES,<br>AEQ6000ES0,<br>AEQ6000ES1<br>& AEQ6400HE0 |

## DRYER THERMOSTATS



3204267



131298300

No. 3204267. Features high-limit design.

No. 131298300. Cycling thermostat features (4) terminals. Turns unit off at 140°F.

| Order No. | For Use With  |
|-----------|---|
| 3204267   | Frigidaire 30-2758-00-03, 30-2758-00-04, 30-2758-23-03, 30-2758-23-04 & 30-2758-66-03 |
| 131298300 | Frigidaire  |

Electrolux  
& Frigidaire

GE  
& Hotpoint

Whirlpool  
& Maytag

Cooking  
& Gas  
Products

Dishwasher,  
Disposer &  
Water Heater

Laundry

Refrigeration

Fittings,  
Venting &  
Installation

Electrical

Plumbing

Property  
Maintenance

Motors

HVAC/R

Chemicals

Charging,  
Recovery  
& Welding

Test Equip.,  
Tools &  
Service Acc.

# ELECTROLUX – Dryer

## HEATING ELEMENTS

Dryer



131553900



131475320

**No. 131553900.** For use with late-model, stacking washer/dryer units. Includes circular heating element on 20-1/2" diameter pan with felt strip, rear housing assembly and 5/16" terminal on coil. Block mounts on short flat. Terminals @ 4 o'clock.

**No. 131475320.** Includes housing.

| Order No. | Replaces              | For Use With   |
|-----------|-----------------------|--|
| 131553900 | –                     | Frigidaire   |
| 131475320 | 131475300 & 131234600 | Frigidaire, Gibson, Kelvinator, Kenmore, Tappan & Westinghouse |

## RESTRING KITS

Dryer



5300622034



5300622032

**No. 5300622034.** Features 3/4" coil with 5/16" welded male spade terminal ends.

**No. 5300622032.** Measures 11" long.

| Order No.  | For Use With   |
|------------|--|
| 5300622034 | Frigidaire 30-3348-00-01, 30-3348-23-01, 30-3348-66-01, 95-1437-00-02 & 95-1437-23-02                |
| 5300622032 | Frigidaire DE2450JDWI, F31C336ES0, F31C436ES0, F31C546CT0, F31C546CT1, & FDE216RES0, Gibson & Tappan |

## START SWITCHES

Dryer



134398300



134399700

**No. 134398300.** Features turn-type operation.

| Order No. | Replaces  | For Use With                              |
|-----------|-----------|---|
| 134398300 | –         | Frigidaire, Tappan, Westinghouse & Gibson |
| 134399700 | 131447500 | –   |

## DRUM BELTS

Dryer



| Order No.  | Dim. In.       | Ribs | For Use With  |
|------------|----------------|------|---|
| 134503600  | 87.8 L x .25 W | 4    | Frigidaire, White Westinghouse, Franklin, Tappan, Kelvinator & Gibson |
| 134051000  | 54 L           | 6    | Electrolux, Kelvinator, Westinghouse, Kenmore & Frigidaire            |
| 5303281154 | 88 L x .5 W    | –    | Frigidaire, Westinghouse & Kelvinator                                 |
| 137292700  | 89.5 L x .25 W | 4    | Frigidaire & WCI  |

## IDLER ARM ASSEMBLIES

Dryer



131862900



131863007



131863100



5303212849

Includes pulley.

| Order No.  | For Use With   |
|------------|--|
| 131862900  | Frigidaire 32-1022-57-03 & CLCE500FW2, Crosley CLCE500FW0, CLCE500FW1, CLCE500FW2, CLCG500FW0 & CLCG500FW1 |
| 131863007  | Frigidaire AEQ6000CES0, AEQ6000CES1, AEQ6000ES, AEQ6000ES0, AEQ6000ES1 & AEQ6400HE0                        |
| 131863100  | Frigidaire   |
| 5303212849 | Frigidaire 11-2969-00-01, 30-1149-00-06, 30-1149-00-07, 30-1149-23-06, 30-1149-23-07                       |

**Note:** For use on gas and electric dryers using flat belt.

## DRYER REPAIR KITS

For use with 1992-2001 models. Includes rear bearing, front felt seals and belt idler pulley.

| Order No.  | For Use With                     |
|------------|----------------------------------|
| 5304461262 | Frigidaire, Kenmore & Electrolux |

# ELECTROLUX – Dryer

## IGNITER ASSEMBLIES

Dryer



No. 5303937186. Flat-style. Measures 3-1/4" long.

| Order No.  | For Use With                             |
|------------|--|
| 134393700  | Frigidaire                               |
| 5303937186 | Frigidaire, Electrolux, Gibson & Kenmore |

## FLAME SENSORS

Dryer



Senses igniter for heat, allowing gas valve to open.

| Order No.  | For Use With   |
|------------|--|
| 5303281135 | Frigidaire 30-3226-00-04, 30-4387-66-02, 30-4388-23-02, 31-2452-00-01 & 31-3978-00-01, Electrolux, Crosley, Gibson & Kenmore |

## GAG VALVE SOLENOID COIL KITS

Dryer



Includes 2- and 3-wire coil.

| Order No.  | For Use With  |
|------------|---|
| 5303931775 | Frigidaire 32-1018-23-01, FDG747GES0, FDG747RBT1, FDG8976FW0, FDG8977ES0 & FDG8977EW0, Crosley & Electrolux |

## GAS CONVERSION KITS

Dryer



For use in converting natural gas dryers to LP.

| Order No. | For Use With |
|-----------|--------------|
| PCK2003   | Frigidaire   |

## DRUM GLIDES

Dryer



| Order No. | For Use With                              |
|-----------|---|
| 137513300 | Frigidaire, Tappan, Westinghouse & Gibson |

## UPPER FELT DRUM SEALS

Dryer



| Order No.   | Lgth. In. | Color | For Use With  |
|-------------|-----------|-------|---|
| 5303937182* | 16        | Gray  | Frigidaire, Tappan, Westinghouse & Gibson   |
| 5303937183* | 47        | White | Frigidaire, Tappan, Westinghouse & Gibson   |
| 5303283286  | 42        | White | Frigidaire 30-3226-00-03, 30-3991-00-02, 30-3991-23-02, 32-2539-00-01 & 32-2539-00-02 |

\* Adhesive included.

## REAR DRUM BEARING KITS

Dryer



Includes plastic bearing, grounding ball, 1.5 oz. lubricant, screws and nut plate.

| Order No.  | For Use With   |
|------------|--|
| 5303281153 | Frigidaire, Tappan, White Westinghouse, Philco, Gibson & Kenmore |

## REAR DRUM BEARINGS

Dryer



Features plastic construction.

| Order No. | For Use With  |
|-----------|---|
| 131825900 | Frigidaire, Tappan, White Westinghouse, Kelvinator & Gibson |

Electrolux & Frigidaire

GE & Hotpoint

Whirlpool & Maytag

Cooking & Gas Products

Dishwasher, Disposer & Water Heater

Laundry

Refrigeration

Fittings, Venting & Installation

Electrical

Plumbing

Property Maintenance

Motors

HVAC/R

Chemicals

Charging, Recovery & Welding

Test Equip., Tools & Service Acc.



# ELECTROLUX – Dryer

## DRYER FELTS



Includes (3) nylon glides, adhesive and instructions.

| Order No.  | Lgth. In. | For Use With  |
|------------|-----------|---|
| 5303937139 | 16-1/2    | Frigidaire, Tappan, Westinghouse, Gibson & Kelvinator |

## UPPER FRONT FELT SEALS

Dryer



| Order No. | For Use With |
|-----------|--------------|
| 134440200 | Frigidaire   |

## DOOR LATCHES

Dryer



Includes metal strike and catch.

| Order No.  | For Use With   |
|------------|--|
| 5366021400 | Frigidaire, WCI, Gibson, Kelvinator, Tappan & White Westinghouse |

## DOOR CATCHES

Dryer



| Order No. | For Use With                                  |
|-----------|---|
| 131658800 | Frigidaire, Gibson, Kelvinator & Westinghouse |

## DOOR HANDLES

Dryer



| Order No. | Color     | For Use With |
|-----------|-----------|--------------|
| 134472202 | Stainless | Frigidaire   |

## LINT FILTERS

Dryer



131359600



131450300

| Order No. | For Use With   |
|-----------|--|
| 131359600 | Frigidaire 30-3991-00-02, 30-3991-23-02, 32-2539-00-01, 32-2539-00-02, AH153K2A1 & AH154K2T1   |
| 131450300 | Frigidaire 41749012890, 41749022890, 41759012890 & 41759022890, Amana 418 & 418.001, Kenmore, Crosley, Electrolux, Gibson, Tappan & Westinghouse |

**We carry products from  
the world's largest and  
best manufacturers.**

**Centralize your  
purchases with us!**

# ELECTROLUX – Washer

## DRYER KNOBS



134844470

131858004

134844410

131264905

131858004

134011703

134886700

131873500

| Order No.        | Color                | Dia. In. | For Use With   |
|------------------|----------------------|----------|--|
| <b>134844470</b> | White w/ gray grip   | –        | Frigidaire FLGB8200FS2, FLGB8200FS3, GCET1031FS2, GLET1142FS2, GLGT 1031FS2 & GLGT1031FS3  |
| <b>131858004</b> | White w/ gray line   | 1-3/8    | Frigidaire, Tappan, Kelvinator, White Westinghouse & Gibson  |
| <b>134844410</b> | White w/ gray grip   | 1-1/2    | Frigidaire & White Westinghouse  |
| <b>131264905</b> | White                | –        | Frigidaire FCED2000LS0, FCGD2000LS0, FSG748GFS0, FSG748GFS1 & GSE746RFS3   |
| <b>131858004</b> | White w/ gray stripe | –        | Amana 416.001 & 418.001, Frigidaire 41739022890, 41739022891, 41749022890, 41759022890 & 72-3657-00-07, Crosley, Kenmore & Westinghouse                  |
| <b>131965300</b> | White w/ gray stripe | 1-1/2    | Crosley CDE2000FW0, CDG2000FW0, Frigidaire CDG2000FW1, EDE16NS0, EDG16NS0, FEB556DBTA & FEQ221CAS0, Electrolux, Gibson & Kenmore                         |
| <b>134011703</b> | White                | –        | Frigidaire CER3600A, CER3600AS, CER3600AS0, CER3600AS1, CGR3600AS0, CGR3600AS1 & CGR3600AS2, White Westinghouse, Gibson, Kelvinator, Electrolux & Tappan |
| <b>134042800</b> | White                | –        | Frigidaire   |
| <b>134043000</b> | White                | –        | Frigidaire & Westinghouse  |
| <b>134886700</b> | White w/ gray trim   | –        | Frigidaire CFRE5711KW0, CFRE5714KW0, FGR641FS1, FGR641FS2 & FRE5711KW0, Electrolux EKDR14XAKW0   |
| <b>131873301</b> | White                | 2-7/8    | Frigidaire & Crosley   |
| <b>131873304</b> | White                | –        | Frigidaire   |
| <b>131873500</b> | White w/ gray stripe | –        | Frigidaire   |

\* Replaces 916693, AP2108065 and PS419264.

## CONTROL BOARDS

### Washer



137005000

137006000

137007000

Nos. **137006000** & **137007000**. For use in front loading washers. Includes housing.

| Order No.        | Replaces                        | For Use With   |
|------------------|---------------------------------|--|
| <b>137005000</b> | –                               | Frigidaire & Crosley                                       |
| <b>137006000</b> | –                               | Electrolux, Frigidaire, Gibson, Kelvinator & Westinghouse  |
| <b>137007000</b> | 134556600, 134855600, 134556603 | Electrolux, Frigidaire, Gibson, Kelvinator, & Westinghouse |
| <b>137006030</b> | –                               | Frigidaire ATF6000FS2, ATF6700FE2 & ATF6700FS2             |

This information is provided “as is” without warranty of any kind by any person, including without limitation, the owner and the publisher.

Electrolux &amp; Frigidaire

GE &amp; Hotpoint

Whirlpool &amp; Maytag

Cooking &amp; Gas Products

Dishwasher, Disposer &amp; Water Heater

Laundry

Refrigeration

Fittings, Venting &amp; Installation

Electrical

Plumbing

Property Maintenance

Motors

HVAC/R

Chemicals

Charging, Recovery &amp; Welding

Test Equip., Tools &amp; Service Acc.

# ELECTROLUX – Washer

## SPIN CYCLE CONTROLLER ASSEMBLIES

Washer



| Order No.        | Replaces   | For Use With   |
|------------------|------------|--|
| <b>134149220</b> | 134306000, | Electrolux,<br>Frigidaire,<br>Gibson,<br>Kelvinator,<br>Westinghouse<br>& Sears<br>Kenmore |
|                  | 134733600, |  |
|                  | 131770700, |  |
|                  | 131887600, |  |
|                  | 131887601, |  |
|                  | 131887601, |  |
|                  | 134058400, |  |
| 134149200,       |            |  |
| 134393900        |            |  |

## MOTOR CONTROL BOARDS

Washer



| Order No.        | Color | For Use With                                 |
|------------------|-------|--|
| <b>134743500</b> | White | Frigidaire, Electrolux,<br>Kenmore & Crosley |

## WASHER PUMPS

2-Hose



Features remote-mount design and external impeller.

| Order No.        | For Use With  |
|------------------|---|
| <b>131268401</b> | Frigidaire, White Westinghouse,<br>Gibson, Tappan, Kelvinator,<br>Electrolux, Sears & WCI |

## WATER INLET VALVES

Washer



Controls flow of hot and cold water into washer. Features N-51 Eaton body style with 1/2" outlet and (2) solenoid coils.

| Order No.        | For Use With  |
|------------------|---|
| <b>134190200</b> | Frigidaire, White Westinghouse,<br>Gibson, Tappan, Kelvinator,<br>Electrolux, Sears & WCI |

## DISPENSER VALVE ASSEMBLIES

Washer



| Order No.        | For Use With   |
|------------------|--|
| <b>134371220</b> | Frigidaire ATF600ES0,<br>ATF6000ES1, ATF6000FS,<br>ATF6000FS0, ATF6000FS2 &<br>ATF6500FG0, Electrolux,<br>Crosley, & Kenmore |

## DRAIN PUMP & MOTOR ASSEMBLIES

Washer – Front Loading



Features protective plastic water shield. 120V AC, 60Hz, 1.2A, 50W.

| Order No.        | For Use With  |
|------------------|---|
| <b>137108000</b> | Frigidaire, White Westinghouse,<br>Gibson, Tappan, Kelvinator,<br>Electrolux, Sears & WCI |

## DRAIN PUMP & MOTOR ASSEMBLIES

Washer



Includes 1-1/8" mount.

| Order No.        | Replaces   | For Use With  |
|------------------|--|---|
| <b>137221600</b> | 134740500,<br>916710,<br>AP2108084<br>& PS419287 | Frigidaire<br>ATF6000FS2,<br>ATF6700FE2,<br>ATF6700FS2,<br>ATF8000FE2,<br>ATF8000FS2 &<br>BAFW3574KW,<br>Crosley,<br>Electrolux,<br>Kenmore, Gibson<br>& Westinghouse |

## WASHER TIMERS



| Order No.        | For Use With  |
|------------------|---|
| <b>131758600</b> | Frigidaire, Kenmore,<br>Gibson, Kelvinator,<br>Tappan & White<br>Westinghouse |

## AGITATOR ASSEMBLIES



| Order No.        | Ht. In. | For Use With  |
|------------------|---------|---|
| <b>131605901</b> | 16-1/2  | Frigidaire 32-1022-57-03,<br>CRWS1879AS0,<br>CRWS1879AS2,<br>CRWS5700A,<br>CRWS5700AS &<br>CRWS5700AS0,<br>Westinghouse |

# ELECTROLUX – Washer

## REAR OUTER TUB ASSEMBLIES

Washer



Includes bearing and shaft assembly.

| Order No. | Dim. In. Dia. x H |
|-----------|-------------------|
| 131525500 | 26-1/2 x 11-3/4   |

## COIN TRAPS

Washer



Tub-to-pump hose and coin trap.

| Order No. | For Use With   |
|-----------|--|
| 131784700 | Frigidaire CLCE900FW2, CLCG900FW2, CLCG900FW3, CRTF1240AS, CRTF1240AS0 & DG350RXD3 |
| 134455900 | Frigidaire   |

## VANE KITS

Washer



| Order No. | For Use With                              |
|-----------|---|
| 134509600 | Frigidaire, Kenmore, Crosley & Electrolux |

## TRANSMISSION TRUNNIONS

Washer



| Order No. | For Use With  |
|-----------|---|
| 131545101 | Frigidaire, Tappan, White Westinghouse, Kelvinator & Gibson |

## TRANSMISSION CLAMPING BOLTS

Washer



| Order No. | For Use With  |
|-----------|---|
| 137539500 | Frigidaire, Tappan, White Westinghouse, Kelvinator & Gibson |

## LID LOCK SWITCHES

Washer



134101800 131763202



134936800

| Order No. | For Use With  |
|-----------|---|
| 134101800 | Frigidaire AS139L1K1 & CLCE500FW2, Crosley CLCE500FW0, CLCE500FW1, CLCE500FW2, CLCG500FW0 & CLCG500FW1            |
| 131763202 | Frigidaire BAFW3577KW1, BKF3511KT1, FAFW3511KW, FAFW3511KW0, FAFW3514KN1 & FAFW3517KB1, Kenmore, Crosley & Gibson |
| 134936800 | Frigidaire & Kenmore  |

**Quality Products**  
**Quality People**

## DOOR STRIKERS

Washer



134456600 131279001

| Order No. | Color | For Use With  |
|-----------|-------|---|
| 134456600 | White | Frigidaire & Crosley  |
| 131279001 | Black | Frigidaire FWT449GFS0   |
| 131763302 | White | Frigidaire  |
| 131763310 | White | Frigidaire 970-C48112-10, ATF6000ES0, ATFB6000ES0, BLTF2940ES0, BLTF2940ES1 & BLTF2940ES2 |

## DOOR HINGES

Washer



134550800 134412400

No. 134550800. Includes bushings.

| Order No. | For Use With   |
|-----------|--|
| 134550800 | Frigidaire ATF6000ES0, ATF6000ES1, ATF6000FS, ATF6000FS0, ATF6000FS2 & ATF6500FG0        |
| 134412400 | Frigidaire BCEQ2152ES0, BCEQ2152ES1, BEQ1442CES0, BLTF2940ES0, BLTF2940ES1 & BLTF2940ES2 |

## DOOR HANDLES

Washer



| Order No. | Color | For Use With  |
|-----------|-------|---|
| 134412860 | Black | Frigidaire CDE4000HW0, CDG4000HW1, FEQ1452CKS0, FEQ1452HE0, FEQ1452HS & FEQ1452HS0, Crosley |

Electrolux & Frigidaire

GE & Hotpoint

Whirlpool & Maytag

Cooking & Gas Products

Dishwasher, Disposer & Water Heater

Laundry

Refrigeration

Fittings, Venting & Installation

Electrical

Plumbing

Property Maintenance

Motors

HVAC/R

Chemicals

Charging, Recovery & Welding

Test Equip., Tools & Service Acc.

# ELECTROLUX – Washer

## BELLOWS KITS

Washer



| Order No.  | For Use With   |
|------------|--|
| 134515300  | Frigidaire ATF6000ES0, ATF6000ES1, ATF6000FS, ATF6000FS0, ATF6500FG0 & ATF6500GG0  |
| 134728400  | Frigidaire ATF7000EE0, ATF7000EP0, ATF7000ES0, ATF7000ES1, ATF7000FE0 & ATF7000FG0 |
| 5303937187 | Frigidaire   |

## TUB SEAL KITS

Washer



No. 5303279394. 2" brass diameter, 3" base diameter, 2" height.

| Order No.  | For Use With  |
|------------|---|
| 5308950197 | Frigidaire, Gibson & Kenmore                                |
| 5303279394 | Frigidaire, Gibson, Kelvinator, Tappan & White Westinghouse |

## DRAIN HOSES

Washer



90" Length.  
No. 134592700. Does not include check valve.

| Order No. | Desc.                  |
|-----------|------------------------|
| 131461200 | 90° Self-bending elbow |
| 134592700 | No-kink w/ elbow       |

## FILL HOSE WASHERS

Washer



High-pressure washers for use on all fill hoses.

| Order No.  | Pkg. Qty. |
|------------|-----------|
| 5303931779 | 100       |

## TUB SPINS

Washer



| Order No. | For Use With |
|-----------|--------------|
| 131618500 | Frigidaire   |

## SHOCK ABSORBERS

Washer



No. 5304485917. Includes (2) dual-stage shock absorbers, shock leveling pin, (4) leveling leg lock nuts and instructions.

| Order No.  | Replaces   |
|------------|------------|
| 5304485917 | Frigidaire |

## LEVELING LEGS



Features pad and 1" thread. Plastic construction.

| Order No.  | Desc.  | Color |
|------------|--------|-------|
| 5303309673 | Washer | White |
| 216396900  | Dryer  | Black |



# ELECTROLUX – Washer

## V-BELTS

Washer



For use on washers with 31" circumference.

| Order No.        | Replaces  | For Use With  |
|------------------|---|---|
| <b>134511600</b> | 1156860,<br>131686100,<br>134161100,<br>3204418,<br>AP3867042, LB157<br>& PS1146950 | Crosley CLCE500FW0,<br>CLCE500FW1, CLCE500FW2,<br>CLCG500FW0 & CLCG500FW1,<br>Frigidaire CLCG500FW3 &<br>CLCE500FW2, Electrolux,<br>Westinghouse, Montgomery Wards,<br>Kenmore, Tappan & Gibson |

## WASHER SPRINGS



For use on front-load washers with variable speed motors.

| Order No.        | Desc.         |
|------------------|---------------|
| <b>134144700</b> | Washer spring |

## LAUNDRY STACKING KITS

Washer – Front-Load

For use in mounting dryer on washer.



5303937141



STACKIT3W

| Order No.         | For Use With               |
|-------------------|----------------------------|
| <b>5303937141</b> | 1996 to present models     |
| <b>STACKIT3W</b>  | Affinity front load models |

## T-BEARINGS

Washer



| Order No.      | For Use With   |
|----------------|--|
| <b>3204405</b> | Frigidaire, Tappan, Kelvinator,<br>White Westinghouse & Gibson |

## DRIVE BELTS

Washer



| Order No.        | For Use With   |
|------------------|--|
| <b>134051003</b> | Electrolux, Gibson, Kelvinator, Tappan, WCI,<br>White Westinghouse, Kenmore & Frigidaire |

## WASHER MOTORS

Front-Loading



120V.

| Order No.        | Replaces                         | For Use With   |
|------------------|----------------------------------|--|
| <b>137043000</b> | 1063831, AP3790904<br>& PS975775 | Electrolux, Frigidaire, Philco,<br>Tappan, Gibson, Kelvinator,<br>White Westinghouse, Crosley &<br>Kenmore |

## SHIPPING KITS


Washer



| Order No.        | Desc.               |
|------------------|---------------------|
| <b>134596200</b> | Washer shipping kit |

## CLAMP BELLOWS

Washer



| Order No.        | Desc.         |
|------------------|---------------|
| <b>134527100</b> | Clamp bellows |

## LOCK PLATES

Washer



| Order No.        | Replaces   | For Use With |
|------------------|------------|--------------|
| <b>137107000</b> | 5308001923 | LCE462LW2    |

Electrolux  
& Frigidaire

GE  
& Hotpoint

Whirlpool  
& Maytag

Cooking  
& Gas  
Products

Dishwasher,  
Disposer &  
Water Heater

Laundry

Refrigeration

Fittings,  
Venting &  
Installation

Electrical

Plumbing

Property  
Maintenance

Motors

HVAC/R

Chemicals

Charging,  
Recovery  
& Welding

Test Equip.,  
Tools &  
Service Acc.

# ELECTROLUX – Microwave/Range

## GREASE FILTERS

### Microwave/Range Hood

Filters airflow passing through microwave/range hood.

| Order No.         | Dim. In.<br>W x H | For Use With  |
|-------------------|-------------------|---|
| <b>5303319568</b> | 8 x 6             | Frigidaire<br>CFMV156DBC,<br>CFMV156DBD,<br>CFMV156DBE,<br>CFMV156DCB,<br>CFM156DCD &<br>CFMV156DCE |

## DOOR SWITCHES

### Microwave



| Order No.         | For Use With   |
|-------------------|--|
| <b>5304440026</b> | Frigidaire CFMV156DBC, CFMV156DBD,<br>CFMV156DBE, CFMV156DCB, CFMV156DCD &<br>CFMV156DCE |

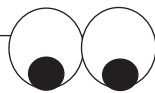
## DOOR HANDLES

### Microwave



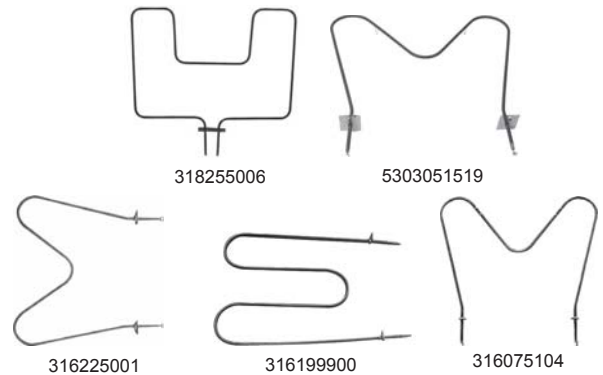
Black.

| Order No.         | Lgth. In. |
|-------------------|-----------|
| <b>5304477398</b> | 12        |
| <b>5304440323</b> | -         |



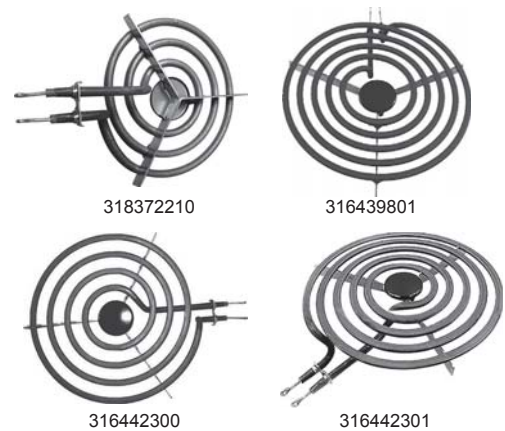
**Don't see it here?  
We can get it for you.  
Call us!**

## BAKE & BROIL ELEMENTS



| Order No.         | Dim. In.<br>L x W | For Use With  |
|-------------------|-------------------|---|
| <b>318255006</b>  | -                 | Frigidaire, Electrolux, Kelvinator,<br>Westinghouse, Tappan, O'Keefe & Merritt<br>& Sears Kenmore   |
| <b>5303051519</b> | 19-1/4 x 15       | Frigidaire, Tappan, White Westinghouse,<br>Gibson, Kelvinator & Sears Kenmore   |
| <b>316225001</b>  | -                 | Frigidaire, Tappan, White Westinghouse,<br>Gibson, Kelvinator, Westinghouse & Sears<br>Kenmore  |
| <b>316199900</b>  | -                 | Frigidaire, Gibson, Kelvinator, Tappan,<br>Westinghouse & Sears Kenmore   |
| <b>316075104</b>  | -                 | Frigidaire CCRE312GWWB, Crosley<br>CCRE312GWWC, Frigidaire<br>CCRE350GBBB, Crosley<br>CCRE350GBBC, Frigidaire<br>CCRE350GWWB<br>& Crosley CCRE350GWWC |

## RANGE SURFACE ELEMENTS



| Order No.        | Dia. In. | Watts | For Use With   |
|------------------|----------|-------|--|
| <b>318372210</b> | 6        | 1250  | Frigidaire CCRE350GBBB, Crosley<br>CCRE350GBBC, Frigidaire<br>CCRE350GWWB, Crosley<br>CCRE350GWWC, Frigidaire<br>CFEF355FCF & CFEF355FSE |
| <b>316439801</b> | 6        | 1500  | Frigidaire, Gibson, Crosley & Electrolux   |
| <b>316442300</b> | 8        | 2100  | Frigidaire   |
| <b>316442301</b> | 8        | 2600  | Frigidaire, Tappan, Westinghouse,<br>Gibson, Kelvinator & Sears Kenmore  |

# ELECTROLUX – Range

## RANGE SURFACE ELEMENTS

### Radiant



316555800

316224200

316135401

No. 316555800. Dual element.

| Order No. | Dia. In. | Watts         | For Use With   |
|-----------|----------|---------------|--|
| 316555800 | 9 7/8"   | 1200/<br>1300 | Frigidaire CFEF325GSA, CFEF368JCA, CFEF368JCB, CFEF368JCD, CFEF376GBA & CFEF376GBC                         |
| 316224200 | 9        | 2500          | Frigidaire, Kenmore & Tappan   |
| 316135401 | 9        | 2500          | Crosley CCRE360GBBD & CCRE360GWWD, Frigidaire CCRE360GSSB, CFEF320GSC, CFEF364HSA, CFEF364HSC & CFEF364HSD |

## TERMINAL BLOCK KITS

### Surface Burner



Includes interchangeable mounting brackets, ceramic wire nuts, heat shrink protective tubing and wires.

| Order No.  | Desc.              |
|------------|--------------------|
| 5303935058 | Terminal block kit |

## INFINITE SWITCHES

### Range



316436000

316436001

5303935086

No. 5303935086. Features (5) terminals for 6" and 8" units. Includes stem adapters and hardware.

| Order No.  | For Use With  |
|------------|---|
| 316436000  | Frigidaire BGEF3032KBA, BGEF3032KBB, BGEF3032KWA, BGEF3032KWB, BGEF3042KFA & BGEF3044KF                           |
| 316436001  | Frigidaire CCRE312GWWB, CCRE350GBBB, CCRE350GWWB, Crosley CCRE312GWWC, CCRE350GBBC, CCRE350GWWC, Gibson & Kenmore |
| 316238201  | Kenmore, Frigidaire, Crosley & Kelvinator   |
| 5303935086 | Kenmore, Frigidaire, Crosley & Gibson   |
| 318293825  | Frigidaire FEC30S6ABE, FEC30S6ASE, FEC30S6DQA, FEC30S6DQB, FEC32S6ABE, FEC32S6ASE, FEC36S6EBA & FEC36S6ESA        |

## SURFACE IGNITERS

### Range



5303935068

5303935067

5304401265

316240600

No. 5303935067. Features 14" L wire and 1-7/8" exposed ceramic. 3.2 to 3.6A. Includes bracket and wire nuts.

### Surface Igniters

| Order No.  | Lgth. In. | For Use With   |
|------------|-----------|--|
| 5303935068 | 5-17/32   | -  |
| 5303935067 | 5.53      | Frigidaire TGF657BFB1, TGF657BFD1, TGF657BFW1 & TGK180AN6D, Amana TGI18V1W |
| 5304401265 | 3-1/2     | -  |

### Accessories

| Order No. | Desc.          | For Use With  |
|-----------|----------------|---|
| 316240600 | Mounting screw | Frigidaire 31-4668-00-01, 31-4668-00-02, 31-4668-00-03, 31-4668-00-04 & 31-4668-18-01 |

## TEMPERATURE PROBES

### Oven



| Order No. | For Use With   |
|-----------|--|
| 316217002 | Frigidaire BEC212ES1, BEC317ES1, BEC318ES1, BEC358ES1, BES322ES1, BES322ES3 & BES372ES1              |
| 316233902 | Crosley CCRE312GWWC, Frigidaire CFEF3007LBA, CFEF3007LWA, CFEF3007LWB, CFEF312GBC & CFEF312GSC       |
| 316490000 | Frigidaire 79097432801, BGEF3032KB, BGEF3032KBA, BGEF3032KBB, BGEF3032KW & BGEF3032KWA               |
| 316490001 | Electrolux CEW30EF6GSG & CEW30EF6GSH, Frigidaire CGLEFM97DBJ, CGLEFM97DBK, CGLEFM97DSJ & CGLEFM97DSK |

Electrolux & Frigidaire

GE & Hotpoint

Whirlpool & Maytag

Cooking & Gas Products

Dishwasher, Disposer & Water Heater

Laundry

Refrigeration

Fittings, Venting & Installation

Electrical

Plumbing

Property Maintenance

Motors

HVAC/R

Chemicals

Charging, Recovery & Welding

Test Equip., Tools & Service Acc.

# ELECTROLUX – Range

## GAS CONVERSION KITS

### Range

For use in converting natural gas ranges to LP.

Order No.

For Use With

**GRLP3**

Frigidaire

## BURNER ASSEMBLIES

### Gas Range



Order No.

For Use With

**316212400**

Frigidaire 31-4668-00-01, 31-4668-00-02, 31-4668-00-03, 31-4668-00-04 & 31-4668-18-01

## BURNER SPARK MODULES

### Gas Range



Order No.

For Use With

**5303912606**

Frigidaire 30-4988-23-04, 30-3658-66-03, 31-3349-00-04, FEF352BAWE, FGC26C3HCA & FGC26C3HDA

**316135702**

Frigidaire TGF336AWC & 30-3352-00-03

## TOP BURNER ORIFICES

### Gas Range



Order No.

For Use With

**316237902**

Frigidaire 31-4668-00-01, 31-4668-00-02, 31-4668-00-03, 31-4668-00-04 & 31-4668-18-01

## BURNER CAPS



Black. Replaces 318076410, 83306, AP2126458 & PS439750.

Order No.

For Use With

**316213500**

Frigidaire, Kenmore, Crosley, Tappan, Westinghouse

## PRESSURE REGULATORS

### Range



Order No.

For Use With

**316091706**

Craftsman, Kenmore, Gibson 5995295382 & 5995300026

## DUAL SAFETY VALVES

### Gas Range



Features 3/8" tubing inlet, lower outlet and orifice hood upper outlet.

Order No.


For Use With

**5303208499**

Frigidaire 11-6553-66-04, 285647A, 30-2759-00-01, 30-2759-00-02 & 30-2759-00-03, Amana 3021

## SURFACE IGNITERS

### Gas Range



316489400

5303935066

316011200

No. **5303935066**. For use with Eaton NC4100 series safety valves with 3.2 to 3.6 amp range.

Order No.

For Use With

**316489400**

Frigidaire, Crosley, Tappan & Westinghouse

**5303935066**

Frigidaire

**316011200**

Frigidaire

# ELECTROLUX – Range

## GAS OVEN THERMOSTATS



Features counterclockwise rotation and push-to-turn operation. Includes 30" capillary.

| Order No. | For Use With |
|-----------|--------------|
| 316032411 | Frigidaire   |

## CLOCK TIMER CONTROL BOARDS

Range



316207529



316207511



316557114



316557115



316455400



316455410

| Order No. | Replaces   | For Use With  |
|-----------|--|---|
| 316207529 | 316207509, AP3764682, PT11294046, PS977493 & 1056306         | Frigidaire & Kenmore  |
| 316207511 | 316207531  | Frigidaire FEF351CSA, FEF351CSB, FEF351CSC, FEF351CUA, FEF351CUB, FEF351CUC & FEF351CWA, Gibson, Kenmore & Tappan |
| 316557101 | 316418201 & 1209RC   | Frigidaire CFGF368GBG, CFGF368GCH, CFGF368GCJ, CFGF368GMG, CFGF368GMH & CFGF368GSG                                |
| 316557114 | 316418204 & 316557104  | Electrolux, Frigidaire, Gibson, Kelvinator, Westinghouse & Sears Kenmore  |
| 316557115 | –  | Frigidaire, Crosley & Kelvinator  |
| 316455400 | 316222807, AP3956392, 1194732, PS1528267, PT11869176 & ES100 | Frigidaire, Tappan, White Westinghouse, Gibson & Kenmore  |
| 316455410 | –  | Frigidaire CFGF3017OWB, CFGF377ESDF, CFGF377ESE, CFGF377GSA, CFGF377GSB, CFGF377GSD, Crosley, Gibson & Kenmore    |

## TOUCHPAD OVERLAYS

Range

Black.



316220701



316419700



316419103

| Order No. | For Use With  |
|-----------|---|
| 316220701 | Frigidaire CRE3530LBA, CRG3140GBBC, CRG3140GBBD & CRG3140GBBE, Crosley CRG3140GBBB, CRG3140GBBC & CRG3140GBBD |
| 316419700 | Frigidaire CGLEFM97DBB, CGLEFM97DBF, CGLEFM97DBJ, CGLEFM97DBK, CGLGF388DBC & CGLGF388DBE                      |
| 316419103 | Frigidaire CCRE350GBBB & Crosley CCRE350GBBC  |

## DRIP BOWLS

Range



| Order No.     | Size  | For Use With  |
|---------------|-------|---|
| <b>Chrome</b> |       |   |
| 316048413     | 8"    | Frigidaire  |
| 316048414     | 6"    | Frigidaire  |
| 5303280336    | 6"    | Frigidaire 13-3028-00-02, 13-3028-08-02, 13-3028-23-02, 13-3620-00-02 & 13-3620-23-02   |
| 5303935054    | 8"    | Frigidaire 31-2232-00-02, 31-2232-00-03, 31-2232-23-02, 31-2232-23-03 & 31-2442-00-02, Gibson, Kenmore & Tappan                   |
| 5303935057    | 6"    | Frigidaire 31-2232-00-02, 31-2232-00-03, 31-2232-23-02, 31-2232-23-03 & 31-2442-00-02, Gibson, Kenmore, Montgomery Wards & Tappan |
| <b>Black</b>  |       |   |
| A316222201    | 6"    | Admiral, Amana, Brown, Caloric, Frigidaire, Gibson, Hardwick, Kelvinator, Tappan, White-Westinghouse & Kenmore                    |
| 318067075     | Large | Frigidaire, Crosley & Kenmore   |

Electrolux & Frigidaire

GE & Hotpoint

Whirlpool & Maytag

Cooking & Gas Products

Dishwasher, Disposer & Water Heater

Laundry

Refrigeration

Fittings, Venting & Installation

Electrical

Plumbing

Property Maintenance

Motors

HVAC/R

Chemicals

Charging, Recovery & Welding

Test Equip., Tools & Service Acc.



# ELECTROLUX – Range

## TRIM RINGS

Chrome



Measures 8-1/4" OD x 4" ID.

| Order No.  | For Use With                          |
|------------|---------------------------------------|
| 5303131115 | Caloric, Frigidaire, Kenmore & Tappan |

## DRIP PANS

Porcelain – Black



| Order No. | Size  | For Use With                          |
|-----------|-------|---------------------------------------|
| 316011401 | Small | Frigidaire, Crosley, Kenmore & Gibson |

## GAS BURNER GRATES



| Order No. | Dia. In. |
|-----------|----------|
| 316055800 | 6-1/2    |

## OVEN DOOR GLASS



| Order No. | Replaces   | Dim. In.       | For Use With   |
|-----------|--|----------------|--|
| 316117500 | 316117501, 496550, AP2125926, 316117500 & PS439086 | 20.094 x 12.89 | Frigidaire 12-2299-00-03, 12-2299-00-04, 12-2299-10-05, 13-2589-00-01 & 31-2649-00-10, Crosley, Electrolux, Gibson, Kenmore & Tappan |
| 316088600 | –  | 7-1/4 x 16-3/8 | Frigidaire, Crosley, Gibson & Kenmore  |

## OVEN RACKS



Features angled-up rear and front stops. Measures 22-7/8" L x 16-1/8" W.

| Order No. | For Use With  |
|-----------|---|
| 316067902 | Frigidaire, Crosley, Gibson, Kenmore, Montgomery Wards, Tappan & Westinghouse |

## OVEN BURNER KNOBS



| Order No. | Color | Replaces                     | For Use With   |
|-----------|-------|------------------------------|--|
| 316220000 | White | 891887, AP2126481 & PS439784 | Frigidaire 12-2299-10-05, 79097432801, CFGF337ESC, CFGF337ESD, CFGF366DSB & CFGF366DSD |
| 316220002 | Black | 891888, AP2126482 & PS439785 | Frigidaire CFGF366DBB, CFGF366DBD, CFGF366DBF, CFGF366DCC, CFGF366DCD & CFGF366DCF     |

## UTILITY DRAWER GLIDES

Oven



| Order No. | Type  | Replaces                                | For Use With  |
|-----------|-------|---|---|
| 3051162   | Front | 08067766, 3012698, 3051361 & 3131687    | Frigidaire, Crosley, Gibson, Kenmore, Tappan, Westinghouse & Montgomery Wards |
| 3051163   | Rear  | 08067822, 3012699, AP2121518 & PS434227 | Frigidaire, Kenmore, Crosley, Gibson, Montgomery Wards, Tappan & Westinghouse |

# ELECTROLUX – Refrigerator

## OVEN DOOR HINGES

| Order No. | Replaces  | For Use With  |
|-----------|-----------|---|
| 318024747 | 318024715 | Frigidaire CPGS389ECA, CPLES399EC9, FGS365ECH, FGS367FCD, PLES389ECI & PLES399ECH |

## BURNER MOUNTING SCREWS



| Order No. | For Use With                         |
|-----------|--------------------------------------|
| 316069301 | Frigidaire, Gibson, Kenmore & Tappan |

## SAFETY VALVES

### Gas Range



For use with flat Norton igniters. Tubing style construction with 3/8" inlet. 3V.

| Order No. | Replaces   | For Use With  |
|-----------|--|---|
| 3203459   | 3131449, 316066400, 3201101, 5303131449 & 774T117P10 | Frigidaire, Tappan, White Westinghouse, Gibson, WCI, & Kelvinator |

## LENS KITS

### Range



Features red snap-in lens.

| Order No.  | Replaces  |
|------------|---|
| 5304462665 | 316040201, 342T010P01, 5303207585, 5303297274, 5303297887, K5139002 & R234204 |

**We appreciate your business!**

## ELECTRONIC CONTROL BOARDS

### Refrigerator



241739709



241739711



5303918340

No. 241739709. Features dual design.

| Order No.  | For Use With   |
|------------|--|
| 297366300  | Frigidaire, Electrolux, Gibson, White Westinghouse & Sears Kenmore   |
| 297370600  | Frigidaire, Electrolux, Gibson, Kelvinator, Tappan, WCI, White Westinghouse & Sears Kenmore  |
| 241739709  | Frigidaire FRS6L9EFSS4, FRS6LC8FS3, FRS6LC8FS6, GLHS35EHB3, GLHS35EHSB3 & GLHS35EHW3   |
| 241739711  | Frigidaire GLHS36EJB0, GLHS36EJB1, GLHS36EJSB0, GLHS36EJSB1, GLHS36EJW0, GLHS36EJW1, GLHS38EJB0, GLHS38EJB1, GLHS38EJPB0 & GLHS38EJPB1 |
| 5303918340 | Frigidaire FRS6B6EEB1, FRS6B6EEB3, FRS6B6EEB5, FRS6B6EEB7, FRS6B6EEW1 & FRS6B6EEW3   |

## DAMPER CONTROL UNITS

### Refrigerator



Includes (2) switches.

| Order No. | For Use With   |
|-----------|--|
| 241600902 | 241600902, AP3772850, 240521106, 240521107, 241546902, FRS23F4DQ2, FRS23F4DB4 & FRS23F4DB2 |

## DAMPER CONTROL UNITS

### Refrigerator



Includes heater, (2) cold controls, control base and frame.

| Order No.  | For Use With                |
|------------|-----------------------------|
| 5304482075 | Frigidaire, Sears & Kenmore |

Electrolux & Frigidaire

GE & Hotpoint

Whirlpool & Maytag

Cooking & Gas Products

Dishwasher, Disposer & Water Heater

Laundry

Refrigeration

Fittings, Venting & Installation

Electrical

Plumbing

Property Maintenance

Motors

HVAC/R

Chemicals

Charging, Recovery & Welding

Test Equip., Tools & Service Acc.

# ELECTROLUX – Refrigerator

## STARTER RELAY & PLUG KITS

Refrigerator



| Order No.  | For Use With |
|------------|--------------|
| 5304491941 | Frigidaire   |

## RUN CAPACITORS

Refrigerator



| Order No.  | Volts | For Use With  |
|------------|-------|---|
| 5304464438 | 220   | Frigidaire, Gibson, Kelvinator, Tappan & White Westinghouse |

## CENTER HUB MOUNTS

Refrigerator



Features lead wire terminals and 3-pin molded block.

| Order No.  | Shaft Lgth. In. | Shaft Dia. In. | Stack Width In. | For Use With              |
|------------|-----------------|----------------|-----------------|---------------------------|
| 5300158289 | 1-1/4           | 1/8            | 1/2             | Frigidaire & Westinghouse |

## SOLENOID ASSEMBLIES

Refrigerator



Includes plunger.

| Order No. | For Use With   |
|-----------|--|
| 241675704 | Frigidaire BGHS2634KE0, BGHS2634KE1, BGHS2634KP0, BGHS2634KP1, BGHS2644KF0 & BGHS2644KF1 |

## FILTER DRYERS

Refrigerator



For use in refrigerator and freezer applications. Features access port R12/R134.

| Order No.  | For Use With                              |
|------------|---|
| 5303305677 | Frigidaire, Tappan, Westinghouse & Gibson |

## WATER VALVES

Refrigerator



No. 218859701. Dual design with 1/4" compression inlet. 115V. Includes nut.

No. 218832401. Features 1/4" inlet and outlets with threaded compression fittings.

| Order No.  | For Use With   |
|------------|--|
| 218859701  | Frigidaire & WCI   |
| 218832401  | Frigidaire, Gibson, Kelvinator, Tappan, White Westinghouse & Kenmore |
| 5303917098 | Frigidaire   |

## WATER VALVES

Icemaker



Features triple-coil design, 1/4" main inlet with 3/8" and 1/4" lower fittings. Replaces 241734301.

| Order No. | For Use With   |
|-----------|--|
| 242252702 | Frigidaire, Gibson, Kelvinator, Tappan, WCI & Westinghouse |

## WATER ACTUATORS

Refrigerator



| Order No. | Color | For Use With  |
|-----------|-------|---|
| 241682001 | White | Frigidaire  |
| 241682003 | Black | Frigidaire  |
| 241685703 | Black | Frigidaire FLSC238DB4, FLSC238DS8, FLSC238JS0, FLSC238JS1, FLSC238JS2 & FRS6L9EFSS4, Electrolux & Kenmore |

# ELECTROLUX – Refrigerator

## WATER FILTER HOUSINGS

Refrigerator



241521304

240434301

240396002

No. **241521304**. Includes O-ring. Filter not included.  
No. **240434301**. Top housing for 5/16" fittings.

| Order No.        | For Use With  |
|------------------|---|
| <b>241521304</b> | Frigidaire FRS26R2AQ0   |
| <b>240434301</b> | Frigidaire  |
| <b>240396002</b> | Crosley CRSE266FB0, CRSE266FB3, CRSE266FSS0, CRSE266FSS3, CRSE266FW0 & CRSE266FW3, Electrolux E23BC78IPS1 |

## FILTER CUP O-RINGS

Refrigerator



For use on filter cup on all refrigerators larger than 26 cubic feet.

| Order No.        | For Use With  |
|------------------|---|
| <b>218904301</b> | Refrigerators using WFCB, WF1CB, Puresource & Puresource Plus water filters |

## REFRIGERATOR WATER FILTERS

Puresource®



WF1CB

5304492441

No. **WF1CB**. Meets NSF/ANSI standard 42 for reduction of 96.5% of chlorine Class I, 98.3% of particulates Class III.  
No. **5304492441**. Replaces most inline filters. Includes (2) 1/4" solid brass fittings to attach to icemaker or humidifier water supply line.

| Order No.         | Desc.                             |
|-------------------|-----------------------------------|
| <b>WF1CB</b>      | Refrigerator water filter         |
| <b>5304492441</b> | Ice maker/humidifier water filter |

## REFRIGERATOR WATER FILTERS

Puresource 2®



Features front, one-touch loading system. For use in front cassette refrigerators.

| Order No.    | Replaces  |
|--------------|---|
| <b>WF2CB</b> | FC-100, FC100, WF2CB, SWF2CB, NGFC2000, NGFC-2000, Kenmore 46-9911, 9911 & 9916 |

## REFRIGERATOR WATER FILTERS

Puresource Plus



For refrigerators with built-in sliding month marker above filter housing. White ends. 6-month filter life. 3/pkg.

| Order No.   | Replaces   |
|-------------|--|
| <b>WFCB</b> | Frigidaire 5303917752, RF-200, RC200, RC-200 & RC101 & Sears Kenmore 46-9906 |

## REFRIGERATOR WATER FILTERS

Puresource Ultra



For use with refrigerators featuring cylindrical filter housing on refrigerator's ceiling. 200-gallon/6-month filter life. Meets NSF/ANSI standards 42 and 53.

| Order No.      | Replaces                |
|----------------|-------------------------|
| <b>ULTRAWF</b> | 242017800 & A0094E28261 |

Electrolux & Frigidaire

GE & Hotpoint

Whirlpool & Maytag

Cooking & Gas Products

Dishwasher, Disposer & Water Heater

Laundry

Refrigeration

Fittings, Venting & Installation

Electrical

Plumbing

Property Maintenance

Motors

HVAC/R

Chemicals

Charging, Recovery & Welding

Test Equip., Tools & Service Acc.

# ELECTROLUX – Refrigerator

## REFRIGERATOR WATER FILTERS

### Puresource Advantage



EWF01

EWF2CBPA

6-month filter life.

**No. EWF01.** For use with all Electrolux refrigerators except ICON side-by-side models. 400-gallon capacity and .5 GPM flow rate.

| Order No.       | Replaces         |
|-----------------|------------------|
| <b>EWF01</b>    | NGFC2000 & FC300 |
| <b>EWF2CBPA</b> | –                |

## ICEMAKER KITS

### Refrigerator



5303918277



IM116000

**No. 5303918277.** For use with top mount and side-by-side refrigerators. Does not include water valve or ice bucket.

| Order No.         | Replaces   | For Use With            |
|-------------------|------------|-------------------------|
| <b>5303918277</b> | 218699501, | Frigidaire,             |
|                   | 218713500, | Gibson,                 |
|                   | 240352401, | Kelvinator,             |
|                   | 240352403, | Tappan, White           |
| <b>IM116000</b>   | 5303291912 | Westinghouse & Kenmore  |
|                   | –          | Frigidaire & Electrolux |

Let us be the first stop for all your product needs!

## ICEMAKER ASSEMBLIES

### Refrigerator



5304458371

5303918344



241798224

**No. 5304458371.** For use on models where cord plugs into freezer back wall. Includes cord with (4) round female ends, (4) pin make wire harness and mounting hardware. 115V.

**No. 5303918344.** For use in side-by-side refrigerators. Mounts across rear wall.

**No. 241798224.** Radius cube. Includes gray tray. 115V.

| Order No.         | Replaces   | For Use With                             |
|-------------------|--|--|
| <b>5304458371</b> | –  | Frigidaire, Electrolux, Kenmore & Gibson |
|                   | 241627701,<br>241680601,<br>241696501,<br>241709801,<br>5304436617,<br>240599901 | Frigidaire & Kenmore                     |
| <b>241798224</b>  | –  | Frigidaire                               |

## ICEMAKER SERVICE KITS

### Refrigerator



Replaces 5303918485.

| Order No.         | For Use With  |
|-------------------|---|
| <b>5303918495</b> | Frigidaire, Sears, Kenmore, Kelvinator, Gibson & Westinghouse |

## WATER VALVES

### Single Solenoid – Refrigerator



For use on refrigerators with icemaker only feature. 1/4" valve size.

| Order No.        | Inlet In. | Outlet In. | For Use With                      |
|------------------|-----------|------------|-----------------------------------|
| <b>242252603</b> | 3/4       | 1/8        | Frigidaire, Westinghouse & Gibson |

## ICE CONTAINER ASSEMBLIES



| Order No.        | For Use With   |
|------------------|--|
| <b>241860803</b> | Frigidaire BFHS2611LM, BFHS2611LM0, CRSE234JB0, CRSE234JB1 & CRSE234JB2, |
|                  | Crosley CRSE234JB0 & CRSE234JB1  |

## ICE ACTUATORS

### Refrigerator



Black.

| Order No.        | For Use With |
|------------------|--------------|
| <b>241681903</b> | Frigidaire   |

## BAIL-ARM EXTENSIONS

### Icemaker



For use with icemakers.

| Order No.        | For Use With |
|------------------|--------------|
| <b>218513800</b> | Frigidaire   |



# ELECTROLUX – Refrigerator

## EVAPORATOR FANS

Refrigerator



| Order No. | Volts | Replaces  |
|-----------|-------|-----------|
| 297250000 | 115   | 216934100 |

## EVAPORATOR FAN KITS

Refrigerator



| Order No.  | For Use With  |
|------------|---|
| 5303918274 | Frigidaire 12-2299-10-05, 36-3053-00-07, 36-3052-00-08, 36-3052-23-07 & 36-3052-23-08 |

## EVAPORATOR FAN MOTORS

Refrigerator



| Order No. | For Use With   |
|-----------|--|
| 241854301 | Frigidaire CFHT1814LZ0, CFHT1826LP0, CFHT1843LS0, CFHT1843LW0, CFTR1826LK0 & CFTR1826LK1 |

**Our pledge is  
dedication to outstanding  
customer service.**

## EVAPORATOR FAN MOTOR KITS

Refrigerator



Features clockwise rotation, 1-1/2" shaft length, 120V and 60Hz frequency. Includes (2) shrink tubes and (2) butt connectors.

| Order No.  | For Use With   |
|------------|--|
| 5303918549 | Frigidaire, Tappan, Kenmore, Kelvinator, Gibson & Westinghouse |

## FAN BLADES

Refrigerator



5308000010

240524102

**No. 5308000010.** For use with clockwise rotation. Black plastic with 1/8" shaft.

| Order No.  | Desc.      | For Use With  |
|------------|------------|---|
| 5308000010 | Evaporator | Frigidaire, Gibson, Kelvinator, Tappan & White Westinghouse |
| 240524102  | Condenser  | Frigidaire, Crosley & White Westinghouse                    |

## TEMPERATURE CONTROLS

Refrigerator



5304421256



241537104



5304404821



241537103

**Nos. 5304421256 & 241537104.** Features 1-5/16" O.C. tab mount.  
**No. 5304404821.** Features ear mount (ears face toward shaft)

| Order No.  | Capillary Lgth. In. | For Use With  |
|------------|---------------------|---|
| 5304421256 | 32                  | Frigidaire, Tappan, Westinghouse & Gibson   |
| 241537104  | 29                  | Frigidaire  |
| 5304404821 | 21                  | Frigidaire 56-2787-10-01, 56-2787-10-02, 56-2787-10-03, 56-2787-10-04 & 72-3651-23-02 |
| 241537103  | -                   | Frigidaire  |

Electrolux  
& Frigidaire

GE  
& Hotpoint

Whirlpool  
& Maytag

Cooking  
& Gas  
Products

Dishwasher,  
Disposer &  
Water Heater

Laundry

Refrigeration

Fittings,  
Venting &  
Installation

Electrical

Plumbing

Property  
Maintenance

Motors

HVAC/R

Chemicals

Charging,  
Recovery  
& Welding

Test Equip.,  
Tools &  
Service Acc.

# ELECTROLUX – Refrigerator

## DEFROST HEATERS

### Refrigerator



Features U-shaped steel tubing, bullet-style terminal ends and 5" wires. 115V, 600W.

| Order No.        | Dim. In.<br>L x H | For Use With                              |
|------------------|-------------------|---|
| <b>218169802</b> | 7-1/4 x 16        | Frigidaire, Tappan, Westinghouse & Gibson |

## DEFROST THERMOSTATS

### Refrigerator



- No. **5304413855** & **5303917630**. Includes bracket and 11" wires.
- No. **5303917954**. Tube mount style.
- No. **5303918202**. Clip mount style with splicers.
- No. **5303917629**. Surface mount style. Includes leads and mounting bracket.
- No. **5304413856**. Surface mount style.

| Order No.         | Cuts Out °F | Cuts In °F | Replaces                                       | For Use With  |
|-------------------|-------------|------------|--|---|
| <b>297216600</b>  | –           | –          | 216872200, 297-216600, 297216-600 & 2972-16600 | Frigidaire FPUH17D7KF, FFU12F2HW, GLFH21F8HB, FFH17F7HWC, FFU14F5HW, FKFH21F7HW & FFU14F7HB |
| <b>5304413855</b> | 45          | 20         | –  | Frigidaire  |
| <b>5303917954</b> | 50          | 20         | –  | Frigidaire  |
| <b>5303918202</b> | 47          | 25         | –  | Frigidaire 12-2299-10-05, 31-2232-00-01, 36-3052-00-07, 36-3052-00-08 & 36-3052-23-07       |
| <b>5303918214</b> | 47          | 22         | –  | Frigidaire, Tappan, Westinghouse & Gibson   |
| <b>5303917630</b> | 60          | 40         | –  | Frigidaire  |
| <b>5303917629</b> | 55          | 30         | –  | Frigidaire  |
| <b>5303917628</b> | 50          | 20         | GL50   | Frigidaire & WCI  |
| <b>5304413856</b> | 70          | 30         | PS471990, ML-70 & 5303311376                   | Frigidaire  |

## DEFROST TIMERS

### Refrigerator



No. **215846602**. Replaces 3015509, 5300187484, 5301090474, 5303203657, 5303211680, 5308006054 & CC925.

| Order No.         | Cycle Freq. Hr. | Cycle Dur. Min. | For Use With   |
|-------------------|-----------------|-----------------|--|
| <b>297318010</b>  | –               | –               | Frigidaire AFFC1466DW0, AFFC1466DW1, AFFC1466DW2, AFFC1466DW3, AFFC1466DW4 & AFFU1466DW0 |
| <b>215846602</b>  | 8               | 30              | Frigidaire, Westinghouse, Gibson, Tappan, Sears & Kelvinator                             |
| <b>215846604</b>  | 6               | 21              | Frigidaire, White Westinghouse, Kelvinator, Gibson, Tappan & Sears                       |
| <b>297318010</b>  | –               | –               | Kenmore, Frigidaire & Crosley  |
| <b>5303917633</b> | 6               | 21              | Frigidaire   |

# ELECTROLUX – Refrigerator

## DEFROST TIMERS

### Flying Lead – Refrigerator



Features clear cover. Cycles for 21 minutes every 8 hours.

| Order No.  | For Use With |
|------------|--------------|
| 5303917634 | Frigidaire   |

## DEFROST CONTROLS

### Refrigerator



| Order No. | For Use With  |
|-----------|---|
| 297282800 | Electrolux, Gibson, Kelvinator, Tappan, WCI, White Westinghouse & Sears Kenmore |

## DEFROST CONTROL KITS

### Refrigerator



| Order No.  | For Use With   |
|------------|--|
| 5303918476 | Frigidaire AS248J2K1, DW5500CDW2, FP18TFH4, FP18TFL4, FP18TFW4 & FPD19VFA0 |

## HARNESS-RIBBON CABLES

### Refrigerator



| Order No. | For Use With   |
|-----------|--|
| 241680002 | Frigidaire WRS26MF8JS0 & WRS26MF8JS1, White Westinghouse WRS26MF8JS2 |

## HEATER KITS

### Refrigerator



Designed for use with top-mount refrigerators (manufactured since 2001) in garages or basements where temperature drops as low as 34°F. Includes instructions.

| Order No.  | For Use With |
|------------|--------------|
| 5303918301 | Frigidaire   |

## AIR FILTERS

### Pure Advantage – Refrigerator



Designed to help eliminate refrigerator odors, control humidity and keep food fresher longer. Composed of activated carbon, a specialty zeolite and baking soda.

| Order No. | For Use With   |
|-----------|--|
| EAFCBF    | Frigidaire & Electrolux (except Electrolux ICON side-by-sides) |

## AIR FILTERS

### Refrigerator



| Order No. | For Use With |
|-----------|--------------|
| PAULTRA   | Frigidaire   |

## AIR FILTERS

### Pure Advantage – Refrigerator



Measures 3" x 5".

| Order No. | For Use With                     |
|-----------|----------------------------------|
| EA1CB     | Frigidaire, Electrolux & Kenmore |

## DOOR HANDLES

### Refrigerator



| Order No. | For Use With  |
|-----------|---|
| 297311201 | Frigidaire  |
| 218428101 | Frigidaire, Crosley, Gibson, Kenmore, Tappan & Westinghouse<br><b>Note:</b> White. Measures 17" long. Includes handle mounting block and screw.                       |
| 216446900 | Frigidaire 56-4204-10-03, AC051N7Z1, CRER5700AS0, FFU11FC4BW0, FFU14C3AW0 & FFU14C3AW1, Gibson, Westinghouse & Tappan<br><b>Note:</b> White. Does not include insert. |

Electrolux & Frigidaire

GE & Hotpoint

Whirlpool & Maytag

Cooking & Gas Products

Dishwasher, Disposer & Water Heater

Laundry

Refrigeration

Fittings, Venting & Installation

Electrical

Plumbing

Property Maintenance

Motors

HVAC/R

Chemicals

Charging, Recovery & Welding

Test Equip., Tools & Service Acc.

# ELECTROLUX – Refrigerator

## BEARING HINGE CLOSERS

Refrigerator Door



| Order No. | Color | For Use With |
|-----------|-------|--------------|
| 240328203 | Black | Frigidaire   |

## CLOSER CAMS

Refrigerator Door



240457701



240328201



240457702

No. 240328201. Features angled open end and perforated end.

| Order No. | For Use With   |
|-----------|--|
| 240457701 | Frigidaire, Tappan, Westinghouse & Gibson  |
| 240328201 | Frigidaire, Gibson, Crosley & Electrolux   |
| 240457702 | Frigidaire CRSE234FB0 & CRSE234FSM0, Crosley CRSE234FB0, CRSE234FB1, CRSE234FB2, CRSE234FSM0 & CRSE234FSM1 |

## HINGE WASHERS

Refrigerator Door



White nylon construction.

| Order No. | For Use With |
|-----------|--------------|
| 240311303 | Frigidaire   |

## DOOR GASKETS

Refrigerator/Freezer



| Order No. | Desc.             | Color | For Use With  |
|-----------|-------------------|-------|---|
| 241872502 | Refrigerator      | –     | Frigidaire  |
| 241872503 | Freezer           | –     | Frigidaire BLRT86TEWA, BRT18HP7JW0, BRT18HP7JW1, CFHT1814LZ0, CFHT1826LP0 & CFHT1843LW0 |
| 241872504 | Magnetic          | White | Frigidaire  |
| 241872512 | Magnetic          | Black | Frigidaire  |
| 241872513 | Fresh food        | White | Frigidaire  |
| 216522312 | 65-1/2" H x 31" W | White | Frigidaire  |
| 218730603 | 44" H x 27-1/2" W | White | Gibson top-mount  |

## DOOR BINS

Refrigerator



No. 240363701. Replaces 891286, AP2116105, 240363701 & PS430206.

| Order No. | Desc.                            | Lgth. In. | Color | For Use With  |
|-----------|----------------------------------|-----------|-------|---|
| 240323002 | Full bottom & curved ear latches | 16        | Clear | Frigidaire BGHS2634KE0, BGHS2634KE1, BGHS2634KP0, GBHS2634KP1, BGHS2644KF0 & BGHS2644KF1, Kenmore & Crosley |
| 240323001 | Full bottom & curved ear latches | 16        | White | Electrolux & Frigidaire   |
| 240324501 | Gallon door bin                  | 13        | White | Frigidaire, Crosley, Gibson, Westinghouse, Electrolux & Kenmore   |
| 240359001 | Freezer door bin                 | 11        | White | Frigidaire, Crosley, Gibson, Electrolux, Kenmore & Westinghouse   |
| 240363701 | 2-Liter door bin                 | –         | White | Frigidaire FFHS2311LB0, FFHS2311LQ0, FFHS2311LW0, FFHS2313LE0, FFHS2313LM0 & FFHS2313LP0                    |
| 240363702 | Door bin                         | 15        | Clear | Frigidaire, Gibson, Crosley, Westinghouse, Kenmore & Electrolux   |
| 240351601 | Door bin                         | 10-1/2    | White | Frigidaire 30-2759-00-10, 30-2759-23-10, 30-2761-00-07, 30-2761-23-07, BFHS2611LM & BFHS2611LM0             |
| 240356401 | Gallon door bin                  | 15.42     | White | Frigidaire  |
| 240356402 | Door bin                         | 14        | Clear | Frigidaire, Gibson, Crosley, Westinghouse, Electrolux & Kenmore   |
| 240337901 | Door bin                         | –         | –     | Frigidaire 30-2251-00-01, 30-2251-23-01, 57-2707-10-01, 57-2707-10-02 & 57-6707-10-01                       |
| 240338001 | Upper door bin                   | 24        | White | Frigidaire 30-2251-00-01, 30-2251-23-01, 57-2707-10-01, 57-2707-10-02 & 57-6707-10-01                       |
| 240338101 | Bottom shelf door bin            | 24-1/2    | White | Frigidaire  |

# ELECTROLUX – Refrigerator

## DOOR SHELF BARS

### Refrigerator



215366002



240331401

May be cut-to-fit. White.  
**No. 215366002.** Aluminum construction.

| Order No.        | Dim. In. L x H | For Use With  |
|------------------|----------------|---|
| <b>215366002</b> | 30.75 x 1.75   | Frigidaire 30-7348-66-05, 76-4232-00-14, 76-4232-23-14, 76-4232-45-14 & 76-4232-57-14 |
| <b>240331401</b> | 20.27 x 1.72   | Frigidaire  |

## DOOR RACKS

### Refrigerator



White.  
**No. 240534701.** Replaces 948952, AP3214631 & PS734936

| Order No.        | Lgth. In. | For Use With  |
|------------------|-----------|---|
| <b>240534701</b> | –         | Crosley CRTE181AW0, CRTE181AW3 & CRTE181AW4, Frigidaire CRTE181AW1, CRTE181AW2, CRTE181AW3 & CRTE181AW4, Gibson, Kenmore & Westinghouse |
| <b>240534901</b> | 24-1/4    | Frigidaire, Crosley, Gibson, Kenmore & Westinghouse   |
| <b>240535101</b> | 23        | Crosley CRT151HLQ2 & CRT151HLW2, Frigidaire CRTE151AQ1, CRTE151AQ2, CRTE151AQ3, CRTE151AQ4 & CRTE151AQ5, Kenmore & Gibson               |
| <b>240535201</b> | 23        | Crosley CRT151HLQ2 & CRT151HLW2 Frigidaire CRTE151AQ1, CRTE151AQ2, CRTE151AQ3, CRTE151AQ4 & CRTE151AQ5, Kenmore & Gibson                |

## DOOR SHELF HARDWARE

### Refrigerator



5303925377

3206165

215267701

3206150

5303323481

5303325990

5303324302

White.  
**No. 3206166.** Replaces 400157, 5303209056, 5303273101 & 5303324303.

| Order No.         | Desc.                                | Size In.                                      | For Use With  |
|-------------------|--------------------------------------|---|---|
| <b>5303925377</b> | Shoe mount end cap set; left & right | 1-1/2 H x 1-1/8 inside bar H x 1-1/4 standoff | Frigidaire, Gibson, Kelvinator, Tappan & White Westinghouse   |
| <b>3206165</b>    | Right door shelf retainer bracket    | –   | Frigidaire  |
| <b>215267701</b>  | Snap-in door shelf/rack end cap      | –   | Frigidaire, Electrolux, Gibson, Westinghouse, Tappan & Sears Kenmore  |
| <b>3206150</b>    | Door shelf right support             | 1-7/8 H x 1-5/8 inside bar H x 1-3/4 standoff | Frigidaire, Tappan, Kelvinator, White Westinghouse & Gibson   |
| <b>5303323480</b> | Right door shelf retainer bracket    | –   | Frigidaire 30-2241-00-09, 30-2241-23-09, 30-2251-00-09, 30-2251-23-09 & 31-2237-00-03, Electrolux, Gibson, Kenmore & Tappan |
| <b>5303323481</b> | Left door shelf retainer bracket     | –   | Frigidaire 30-2241-00-09, 30-2241-23-09, 30-2251-00-09, 30-2251-23-09 & 31-2237-00-03, Electrolux, Gibson, Kenmore & Tappan |
| <b>5303325990</b> | Right lower door shelf support       | –   | Frigidaire FPD18TFA2, FPD18TFF2, FPD18TFH2, FPD18TFL2, FPD18TFW2, FPDA18TLWO & FPE21TFW1                                    |

This information is provided “as is” without warranty of any kind by any person, including without limitation, the owner and the publisher.

Electrolux & Frigidaire

GE & Hotpoint

Whirlpool & Maytag

Cooking & Gas Products

Dishwasher, Disposer & Water Heater

Laundry

Refrigeration

Fittings, Venting & Installation

Electrical

Plumbing

Property Maintenance

Motors

HVAC/R

Chemicals

Charging, Recovery & Welding

Test Equip., Tools & Service Acc.



# ELECTROLUX – Refrigerator

| Order No.  | Desc.                                  | Size In.                                | For Use With   |
|------------|--|---|--|
| 5303325991 | Left lower door shelf support          | –                                       | Frigidaire FPD18TFA2, FPD18TFF2, FPD18TFH2, FPD18TFL2, FPD18TFW2, FPDA18TLWO & FPS21TLA0   |
| 5303207229 | Left end cap                           | 2 dia.                                  | Frigidaire 12-4990-00-01, 12-4990-00-02, 12-4990-00-03, 30-2022-00-11 & 30-2022-23-11, Crosley, Gibson, Westinghouse, Kenmore & Electrolux |
| 5303324302 | Left bar support                       | 1-3/4 x 1-3/4                           | Frigidaire   |
| 218758602  | Door shelf rack support; left or right | –                                       | Frigidaire   |
| 3206166    | Left door shelf left support           | 1-1/4 H x 3/4 inside bar H x 1 standoff | Frigidaire, Gibson, Kelvinator, Tappan & White Westinghouse  |

## DOOR SHELF SUPPORTS

### Refrigerator



For use with gallon door shelf. White. Measures 5-1/4" x 2-3/8".

| Order No. | For Use With  |
|-----------|---|
| 240331502 | Frigidaire AW501A0D, AW501A0T, AW501A0W, F44L21CCD2, F44L21CCW2, FFC09M5CW0 & FR18B4AW2 |
| 240331501 | Frigidaire, Tappan & Westinghouse   |

## DOOR BIN END CAPS

### Refrigerator



For use with 2-liter door shelf on Frigidaire, Tappan, Westinghouse and Gibson models.

| Order No. | Desc. |
|-----------|-------|
| 240311501 | Left  |
| 240311502 | Right |

## MEAT PAN HANGERS

### Refrigerator



| Order No. | Desc. | For Use With                                      |
|-----------|-------|---|
| 240349701 | Left  | Frigidaire, Electrolux, Crosley, Gibson & Kenmore |
| 240356501 | Right | Frigidaire  |
| 240365401 | Left  | Frigidaire  |

# ELECTROLUX – Refrigerator

## STORAGE PANS

Refrigerator



**No. 5303289500.** Measures 16-1/2" W x 16" D x 8" H. Front not included.  
**No. 5303289501.** Measures 7-1/4" W x 16-1/4" D x 2-1/4" H (top) and 8-13/16" W x 16" D x 7-3/4" H (bottom).  
**No. 240430811.** Measures 10" W x 4.5" H x 14-16" L.

| Order No.  | Desc.                 | Color | For Use With  |
|------------|-----------------------|-------|---|
| 5303289500 | Upper crisper pan     | White | Frigidaire 95-1999-00-02, F45PC22BD0, F45PC22BW0, F45PR22CDO, F45PR22CW0 & F45WC24BD0 |
| 5303289501 | Crisper pan           | –     | Frigidaire, Tappan, Westinghouse & Gibson   |
| 240337103  | Bottom crisper drawer | Clear | –   |
| 240530811  | Refrigerator pan      | Clear | Frigidaire, Crosley, Westinghouse & Kenmore   |

## SHELF INSERTS

Glass – Refrigerator

Measures 15-1/4" x 17-1/4".

| Order No. | For Use With                                      |
|-----------|---|
| 241711236 | Frigidaire, Crosley, Gibson, Kenmore & Electrolux |



## CRISPER PAN COVERS

Lower – Refrigerator



Measures 16" x 17". White.

| Order No. | For Use With  |
|-----------|---|
| 240350903 | Frigidaire, Gibson, Crosley, Westinghouse, Electrolux & Kenmore |

## CRISPER COVER SUPPORTS


Refrigerator

| Order No. | For Use With  |
|-----------|---|
| 241993001 | Frigidaire BFHS2611BM, BFH2611L0, FGH2634KE0, BGHS2634E1, BGHS2634KP0 & BGH2634KP1 & Electrolux |



## CRISPER COVER FRAMES

Refrigerator



Plastic construction. White.  
**Note:** Glass not included.

| Order No. | Dim. In. W x D  |
|-----------|-----------------|
| 240350702 | 16-5/8 x 19-5/8 |

## SHELF SUPPORTS

Refrigerator



| Order No. | Replaces              | For Use With                    |
|-----------|-----------------------|---------------------------------|
| 297121900 | 216359600 & 216605300 | Frigidaire, Gibson & Arctic Air |

## COVER SUPPORTS

Refrigerator



For use with crisper drawer shelves. White.

| Order No.  | For Use With                              |
|------------|---|
| 5303288973 | Frigidaire, Tappan, Westinghouse & Gibson |

## SHELF SUPPORTS

Refrigerator



White.

| Order No. | For Use With                                       |
|-----------|--|
| 215473602 | Westinghouse, Gibson, Kenmore, Tappan & Frigidaire |

## DRAWER SLIDES

Refrigerator



For use with late model, top-freezer refrigerators. White.

| Order No. | Desc. | For Use With  |
|-----------|-------|---|
| 240530701 | Right | Crosley CRTE183ABK, CRTE183ABL & CRTE183ABM, Frigidaire CRTE183ABM, CRTE183AQ0, CRTE183AQ4 & CRTE183AQ8 |
| 240530601 | Left  | Crosley CRTE183ABK, CRTE183ABL & CRTE183ABM, Frigidaire CRTE183ABM, CRTE183AQ0, CRTE183AQ4 & CRTE183AQ8 |

Electrolux & Frigidaire

GE & Hotpoint

Whirlpool & Maytag

Cooking & Gas Products

Dishwasher, Disposer & Water Heater

Laundry

Refrigeration

Fittings, Venting & Installation

Electrical

Plumbing

Property Maintenance

Motors

HVAC/R

Chemicals

Charging, Recovery & Welding

Test Equip., Tools & Service Acc.

# ELECTROLUX – Refrigerator

## CRISPER SUPPORT COVERS

Refrigerator



| Order No.        | Desc.                 |
|------------------|-----------------------|
| <b>241993101</b> | Crisper support cover |

## ICE TRAYS

Refrigerator



Dishwasher safe.

| Order No.        | Desc.    |
|------------------|----------|
| <b>215667501</b> | Ice tray |

## FREEZER DOOR KEYS

Refrigerator



| Order No.        | For Use With   |
|------------------|--|
| <b>297147700</b> | Frigidaire AFFC1466DW0, AFFC1466DW1, AFFC1466DW2, AFFC1466DW3, AFFC1466DW4 & AFFC1526DW0 |
| <b>297147700</b> | Frigidaire, Arctic Air & White Westinghouse  |

## REFRIGERATOR SCREWS



218755504



240578902



240383406



131302800

| Order No.        | Desc.                      |
|------------------|----------------------------|
| <b>218755504</b> | Shoulder, handle mounting  |
| <b>240578902</b> | Hex head 1/4-20 x 5/8      |
| <b>240383406</b> | Truss HD quad #10, 16 x .5 |
| <b>131302800</b> | 10-16AB x .375             |

## NAMEPLATES

Fits many Frigidaire freezers and refrigerators.

| Order No.        | Desc.     |
|------------------|-----------|
| <b>241808601</b> | Nameplate |

## REFRIGERATOR COMPRESSORS

R134A compressor features static cooling, low back pressure, low starting torque, resistive start and capacitive run. Precharged with ISO10 ester oil. Temperature range: -31°F to 14°F (-35°C to 10°C). 115V.

| Order No.         | Replaces   |
|-------------------|--|
| <b>5304475140</b> | 218846902, 218973605, 240371502, 240371504, 240550917, 5303917750, 5303918200, 5303918249, 5303918311, 5303918312, 5303918332, 5303925326, 5303925357 & 5304415144 |
| <b>5304475102</b> | 218374505, 218374511, 218374516, 5303917619, 5303918364, 5304412416, 5304412598 & 5304425455   |

## COMPRESSOR KITS

Freezer

| Order No.         | Replaces  |
|-------------------|---|
| <b>5304475092</b> | 297270400, 297237300, 297068200, 5304437857, 240550915, 5303918326, 5303918347, 5303918376, 297054400, 5303918380, 5303918337, 241926701, 5303918397, 5303918352, 5303918363, 240550923, 216557000, 5303918310, 5303918373, 5303918264, 297307203, 5303925327, 241650205, 5303925366, 216856700, 5303918350, 240550916, 241667401, 216612600, 5304413179, 240595011, 5304409125, 216526100, 240435702, 5303918272, 03-29-07, 5303925441, 216888100, 216348300 & 75303918376 |

## DOOR SAG KITS

| Order No.        | Desc.        |
|------------------|--------------|
| <b>137309800</b> | Door sag kit |

**We are continually adding new products. Call us with your inquiries.**

# GENERAL ELECTRIC – Compactor/Disposer/Dishwasher

## TRASH COMPACTOR BAGS



For use with round and rectangular trash compactors. Made from 50% recycled plastic. 15/pkg.

| Order No. | Dim. In. | Thickness mil. |
|-----------|----------|----------------|
| WX60X1    | 27 x 32  | 3              |

## GARBAGE DISPOSERS

### Dual Impeller



Large Capacity    Extra Large Capacity

Features continuous feed, stainless steel/jam resistant/dual swivel impellers, EZ mount installation and direct wire power connection. Also includes two-level precutter, drain connector and elbow, manual reset overload protector, sink stopper and non-removable splash guard. 120V; 60Hz; 4.5A.  
Nos. GFC325V & GFC535T. Line cord power connection.

| Order No.                   | RPM   | HP  | Amps  |
|-----------------------------|-------|-----|-------|
| <b>Large Capacity</b>       |       |     |       |
| GFC320V                     | 2500+ | 1/3 | 4-1/2 |
| GFC325V                     | 2500+ | 1/3 | 4     |
| GFC520V                     | 2800+ | 1/2 | 4     |
| GFC525V                     | 2800+ | 1/2 | 4-1/2 |
| <b>Extra Large Capacity</b> |       |     |       |
| GFC530V                     | 2800+ | 1/2 | 4-1/2 |
| GFC535T                     | 2600  | 1/2 | 4-1/2 |
| GFC1020V                    | 3500+ | 1   | 7     |

## SPLASH GUARDS & STOPPERS

### Garbage Disposer



For use in replacing deteriorated or misplaced disposer splash guards and stoppers. No tools required for installation.

| Order No.  | Desc.                         |
|------------|-------------------------------|
| WC03X10010 | Disposer splash guard/stopper |

## POWER CORDS

### Appliance

| Order No.  | Lgth. In. |
|------------|-----------|
| WX09X70910 | 64        |



## PUSH-ON NUTS

### Dishwasher



For use with drain trip shaft on GE and Hotpoint brands. Metal construction.

| Order No. | Replaces                      |
|-----------|-------------------------------|
| WR2X7054  | WD02X0429, WD2X429 & WR027054 |

## CONTROL BOARD KITS

### Dishwasher

Includes electronic main control board, tactile board and instructions.

| Order No.  | Replaces   |
|------------|--|
| WD21X10247 | WD21X10226,<br>WD21X10227,<br>WD21X10228,<br>WD21X10237,<br>WD21X10251,<br>WD21X10259, GE, Hotpoint,<br>RCA, Sears & Kenmore |

## WATER INLET VALVES

### Dishwasher



Features blue body. Includes mounting bracket. 120V, 50/60Hz, 5W.

| Order No.  | For Use With |
|------------|--------------|
| WD15X10003 | GE           |

**We welcome the opportunity to quote on any special tools or equipment you may require.**

## WATER INLET VALVES

### Dishwasher – Under Counter



Mounts on left leg brace.

| Order No. | Replaces  |
|-----------|---|
| WD15X93   | WD15X40, WD15X46,<br>WD15X50, WD15X5033,<br>WD15X5091, WD15X5093,<br>WD15X5093R, WD15X52, GE,<br>Hotpoint, RCA, Kenmore & Sears |

## PISTON & NUT ASSEMBLIES

### Check Valve – Dishwasher



| Order No.  | Replaces                             |
|------------|--------------------------------------|
| WD24X10018 | WD24X199, WD24X220,<br>GE & Hotpoint |

## PUMP & MOTOR ASSEMBLIES

### Dishwasher



| Order No.  | Replaces  |
|------------|---|
| WD26X10013 | WD19X28, WD26X10003,<br>WD26X10004,<br>WD26X10007,<br>WD26X10008,<br>WD26X10009,<br>WD26X10010,<br>WD26X10011,<br>WD26X10012, WD26X74,<br>GE & Hotpoint |

Electrolux & Frigidaire

GE & Hotpoint

Whirlpool & Maytag

Cooking & Gas Products

Dishwasher, Disposer & Water Heater

Laundry

Refrigeration

Fittings, Venting & Installation

Electrical

Plumbing

Property Maintenance

Motors

HVAC/R

Chemicals

Charging, Recovery & Welding

Test Equip., Tools & Service Acc.

# GENERAL ELECTRIC – Dishwasher

## PUMP REPAIR KITS

Dishwasher



Includes ceramic/rubber seal, impeller, stainless steel wear ring, wear ring retainer, grater, heavy-duty cutter spring and instructions.

| Order No.         | Replaces  |
|-------------------|---|
| <b>WD19X10032</b> | WD12X106, WD12X354, WD12X4, WD12X5, WD16X216, WD17X39, WD17X49, WD17X55, WD17X56, WD17X57, GE, Hotpoint & Kenmore |

## SPRAY ARM CONNECTORS

Dishwasher



| Order No.       | For Use With   |
|-----------------|--|
| <b>WD18X214</b> | GE GSC1200T02WH, GSC1200T03AD, GSC1200X01, GSC1200X02 & GSC1200X04 |

## DRAIN PUMPS

Dishwasher



| Order No.         | Desc.                                  | For Use With  |
|-------------------|--|---------------|
| <b>WD26X10016</b> | Dishwasher drain pump w/ inlet flapper | GE & Hotpoint |
| <b>WD19X10015</b> | Dishwasher drain pump                  | GE & Hotpoint |

## DRAIN SOLENOID KITS

Dishwasher



Includes E-ring, bracket, screws and instructions.

| Order No.         | Replaces                                   |
|-------------------|--|
| <b>WD21X10060</b> | WD21X10057, WD21X10064, GE, Hotpoint & RCA |

### Accessories

| Order No.      | Desc.                           |
|----------------|---------------------------------|
| <b>WD8X181</b> | Water seal for drain trip shaft |


## DOOR HANDLES

Actuator – Dishwasher

| Order No.         | Replaces        |
|-------------------|-----------------|
| <b>WD13X10045</b> | WD13X10008 & GE |

## DOOR CABLES

Dishwasher



| Order No.     | Replaces              |
|---------------|-----------------------|
| <b>WD7X14</b> | WD7X13, GE & Hotpoint |

## CORNER DOOR BAFFLES

Dishwasher



WD8X227      WD8X228

| Order No.      | Desc.      | Replaces               |
|----------------|------------|------------------------|
| <b>WD8X227</b> | Right side | WD8X196, GE & Hotpoint |
| <b>WD8X228</b> | Left side  | WD8X195, GE & Hotpoint |

## DOOR GASKETS

Dishwasher



| Order No.         | Dim. In. L x W | Replaces                    |
|-------------------|----------------|-----------------------------|
| <b>WD08X10016</b> | 99 x 1/2       | WD08X10007, GE & Hotpoint   |
| <b>WD08X10057</b> | 89 x 5/16      | GE, Hotpoint, Kenmore & RCA |

## RINSE AID CAPS

Dishwasher

White.

| Order No.         | For Use With  |
|-------------------|---------------|
| <b>WD12X10284</b> | GE & Hotpoint |

## MOUNTING BRACKETS

Dishwasher



For use in installation of dishwashers under granite counters.

| Order No.         | For Use With |
|-------------------|--------------|
| <b>WX13X10001</b> | GE           |

## RACK & ROLLER ASSEMBLIES

Lower – Dishwasher



| Order No.         | Desc.                        |
|-------------------|------------------------------|
| <b>WD28X10284</b> | Lower rack & roller assembly |



# GENERAL ELECTRIC – Dishwasher/Dryer

## UPPER RACKS

Dishwasher

| Order No.         | Replaces                                     |
|-------------------|--|
| <b>WD28X10369</b> | WD28X277, WD28X10011, Hotpoint, Kenmore & GE |

## SILVERWARE BASKETS

Dishwasher



Features 2-piece, snap-apart design with (2) hinged covers.

| Order No.       | For Use With  |
|-----------------|---------------|
| <b>WD28X265</b> | GE & Hotpoint |

## UPPER RACK ROLLER KITS

Dishwasher



WD12X332

WD12X10327

No. **WD12X10327**. Set of (4) rollers.

| Order No.         | Replaces   |
|-------------------|--|
| <b>WD12X332</b>   | GE WD12X10070, WD1X1329 & WD12X0332                                |
| <b>WD12X10230</b> | GE GHDA696PSS, GLDA690M00BB, GLDA690M00WW, GLDA690PBB & GLDA690PWW |
| <b>WD12X10327</b> | GE, Hotpoint & Kenmore   |

## LOWER RACK ROLLERS

Dishwasher



WD12X10136

WD12X10267

WD12X10262

WD12X271

No. **WD12X271**. Replaces WD12X0271, WD12X426, DW604 & WD12X440.

| Order No.         | Color | For Use With  |
|-------------------|-------|---------------|
| <b>WD12X10136</b> | Gray  | GE & Hotpoint |
| <b>WD12X10267</b> | White | GE & Hotpoint |
| <b>WD12X10262</b> | Gray  | GE            |
| <b>WD12X271</b>   | White | GE & Hotpoint |

## ROLLER SLIDES

Dishwasher



| Order No.         | For Use With  |
|-------------------|---|
| <b>WD12X10148</b> | GE EDW400 Series, EDW6100N00BB, EDW6100N00CC, EDW6100N00WW & EDW6100N10BB |

## ROLLER WHEEL AXLES

Dishwasher

Gray.

| Order No.         | For Use With  |
|-------------------|---|
| <b>WD12X10277</b> | GE CDWT980RSS, GDWF100RBB, GDWF160RSS, GDWT160RSS, GDWT260RSS & Kenmore |

## STUD ROLLERS

Dishwasher



WD12X10186

WD12X102

| Order No.          | For Use With  |
|--------------------|---|
| <b>WD12X10186</b>  | GE EDW400 Series, EDW5100N00BB, EDW5100N00WW, EDW5100N10BB & EDW5100N10WW |
| <b>WD12X10141</b>  | GE  |
| <b>WD12X10278*</b> | GE GLD4404RCC, GLD4406RBB, GLD4406RWW, GLD4408RBB & GLD4408RWW            |

\* Lower rack, rear.

## RACK SLIDE END CAPS

Dishwasher



WD12X10184

WD12X10304

| Order No.         | For Use With                                     |
|-------------------|--|
| <b>WD12X10184</b> | WD12X10123, GE GDWF100RBB & GLD4404RCC           |
| <b>WD12X10304</b> | WD12X344, GE GLD4406RBB, GLD4406RWW & GLD4408RBB |

Electrolux & Frigidaire

GE & Hotpoint

Whirlpool & Maytag

Cooking & Gas Products

Dishwasher, Disposer & Water Heater

Laundry

Refrigeration

Fittings, Venting & Installation

Electrical

Plumbing

Property Maintenance

Motors

HVAC/R

Chemicals

Charging, Recovery & Welding

Test Equip., Tools & Service Acc.

# GENERAL ELECTRIC – Dishwasher/Dryer

## DRAIN TUBE ASSEMBLIES

Dishwasher



76" length. Ends measure 1-3/16" ID and 1-5/16" ID.

Order  
No.

For Use With

**WD24X10045** WD24X10035, GE GLD4900PBB, GLD4960PSS,  
GLDL560NSS & PDWF280PSS

## INLET SUMPS

Dishwasher

Order  
No.

For Use With

**WD18X213** GE & Hotpoint

## DRYER IGNITERS



Order  
No.

For Use With

**WE4X739** GE

## GAS DRYER IGNITERS



WE4X444

WE4X750

Order  
No.

For Use With

**WE4X444** GE DDC4397VA & DDC4397VCL

**WE4X750** GE

## ROTARY START SWITCHES

Dryer



WE4X881

WE4M519

Order  
No.

For Use With

**WE4X881** GE, Hotpoint, 175D2315P009, WE04X0881,  
WE04X10033, WE4M408 & WE4X10033

**WE4X782** GE, Hotpoint & Kenmore

**WE4M519** GE, Hotpoint & Kenmore

## DOOR SWITCHES

Dryer



WE4X197

WE4M415

**No. WE4X197.** Features (2) small male spades, one larger male spade and (3) wires.

**No. WE4M415.** Features 3-wire design. Replaces WE4M415, WE4M335, WE4M337, WE4M126, WE4M349, WE04M0126, WE4M157 & WE04M0157.

Order  
No.

For Use With

**WE4X197**

-

**WE4M415**

GE, Hotpoint, & Kenmore

## HEATING ELEMENT ASSEMBLIES

Dryer



Includes housing and (2) coils with common terminal.

Order  
No.

Coil  
Dia. In.

For Use With

**WE11M23**

1/2

GE

## RESTRING KITS



WE11X203

WE11X10007

**No. WE11X203.** Features 1/2" spool size and 5/8" twist fits. Includes instructions.

**No. WE11X10007.** Includes dual coil element, (5) insulators, (4) insulator blocks and instructions. 240V.

Order  
No.

For Use With

**WE11X203**

GE

**WE11X10007**

GE, Hotpoint & RCA

# GENERAL ELECTRIC – Dryer

## DRIVE BELTS

Dryer



No. **WE12X10014**. Features flat design with (4) ridges. Measures 1/4" W.

| Order No.         | Lgth. In. | For Use With   |
|-------------------|-----------|----------------|
| <b>WE12M29</b>    | 89        | GE & Highpoint |
| <b>WE12X10014</b> | 87        | GE             |

## BLOWER WHEELS

Dryer



For use on gas and electric dryers. Measures 8" dia.

| Order No.      | Replaces | For Use With   |
|----------------|----------|--|
| <b>WE16M15</b> | WE16X30  | GE DBB500EF0GG, DBB5000EFGG, DBB5000GF0GG, DBLR333EE1CC, DBLR333EE1CC & DBLR333EE1WW, Hotpoint & Kenmore |

## IDLER PULLEYS

Dryer



Ensures smooth tumbling by applying tension to drum belt. For use in dryers with ribbed poly V-belts. Yellow.

No. **WE12X81**. Replaces older black idler pulleys using sleeved bushings.

| Order No.      | For Use With   |
|----------------|----------------|
| <b>WE12X81</b> | GE             |
| <b>WE12X83</b> | GE, & Hotpoint |

## DRYER MOTORS



Features heavy T-frame. 1/3 HP, 6.4A. Pulley not included.

| Order No.         | For Use With  |
|-------------------|---------------|
| <b>WE17X10010</b> | GE & Hotpoint |

## DRYER CONVERSION KITS



For use on M-series valves during conversion from natural gas to LP gas.

| Order No.       | For Use With  |
|-----------------|---------------|
| <b>WE25X217</b> | GE & Hotpoint |

## DRYER TIMERS



WE4M533

Features plastic shaft.

| Order No.         | For Use With  |
|-------------------|---|
| <b>WE04X20416</b> | GE  |
| <b>WE4M533</b>    | GE DBSR463EG1WW, DBSR463EG2WW, DBXR300EGWS, DBXR463EG1WW & DBXR463EG2WW |

## FRONT AIR DUCT ASSEMBLIES

Dryer

Includes lower drum seal, duct seal and sensor bars.

| Order No.         | For Use With |
|-------------------|--------------|
| <b>WE14X21334</b> | GE           |

## DRUM SLIDES

Dryer



| Order No.       | Color | Dim. In. L x W | For Use With           |
|-----------------|-------|----------------|------------------------|
| <b>WE1M504</b>  | White | 2-7/8 x 3/4    | GE, Hotpoint & Kenmore |
| <b>WE1M1067</b> | Green | 2-3/4 x 5/8    | GE, Hotpoint & Kenmore |
| <b>WE3X87</b>   | Green | 2-5/8 x 1/2    | GE, Hotpoint & RCA     |

## DRUM GLIDES

Dryer



For use with most older (1960-present) GE and Hotpoint gas or electric dryers. Includes (2) glides pre-mounted to brackets.

| Order No.      | For Use With  |
|----------------|---------------|
| <b>WE25X60</b> | GE & Hotpoint |

Electrolux & Frigidaire

GE & Hotpoint

Whirlpool & Maytag

Cooking & Gas Products

Dishwasher, Disposer & Water Heater

Laundry

Refrigeration

Fittings, Venting & Installation

Electrical

Plumbing

Property Maintenance

Motors

HVAC/R

Chemicals

Charging, Recovery & Welding

Test Equip., Tools & Service Acc.

# GENERAL ELECTRIC – Dryer

## DRUM SEALS

Dryer



Felt construction. High-temperature adhesive not included.

| Order No.         | Lgth. In. | For Use With                   |
|-------------------|-----------|--------------------------------|
| <b>WE09X20441</b> | 46        | GE & Hotpoint (replaces WEM15) |

## DRUM BEARING SUPPORTS

Front – Dryer



No. **WE3X77**. Does not include slide bearings. Replaces WE03X0077.  
 No. **WE3M26**. Does not include pads.  
 No. **WE14M124**. Top bearing assembly with felts.

| Order No.       | Dim. In. H x W | For Use With   |
|-----------------|----------------|--|
| <b>WE3X77</b>   | 15 x 20-1/2    | GE, Hotpoint & RCA   |
| <b>WE3M26</b>   | 10 x 19-1/2    | GE & Hotpoint  |
| <b>WE14M124</b> | –              | GE DBVH510EH0WW, DBVH510EH1WW, DBVH510EH2WW, DBVH510GH0WW & DBVH510GH1WW |

## REAR DRUM BEARING KITS

Dryer



For use in GE, Hotpoint and Kenmore models. Includes T-bearing with 3/16" shoulder, bearing retainer and shaft assembly.

| Order No.      | Replaces                                 |
|----------------|--|
| <b>WE25M40</b> | WE3M15, WE3X36, WE03X39, WE3X39 & WE3X65 |

## DRUM BEARING SLEEVES

Dryer



WE3X75

WE1M462

No. **WE3X75**. Features 1/8" shoulder.

| Order No.      | For Use With            |
|----------------|-------------------------|
| <b>WE3X75</b>  | GE & Hotpoint           |
| <b>WE1M462</b> | GE (replaces WE01M0462) |

## DOOR GASKETS

Dryer



Order No.

For Use With

**WH08X10036**

GE

## LINT FILTERS

Dryer



WE18X26

WE18X54

No. **WE18M28**. Measures 13-1/2" x 6". Replaces WE18M28.  
 No. **WE18X54**. Measures 14-1/2" L.

| Order No.      | For Use With  |
|----------------|---------------|
| <b>WE18M28</b> | GE            |
| <b>WE18X26</b> | GE            |
| <b>WE18X54</b> | GE & Hotpoint |

## DOOR HANDLES

Dryer



White.

| Order No.         | Dim. In. L x W | For Use With  |
|-------------------|----------------|---------------|
| <b>WE01X20419</b> | 7-1/4 x 1-1/2  | GE & Hotpoint |

# GENERAL ELECTRIC – Dryer/Washer

## DRYER KNOBS



White.  
**No. WH01X10061.** Features chrome ring. Measures 1-7/8" diameter.  
**No. WH1X2721.** Replaces GE PS266907, WE1X1228 & WH11208.

### Dryer Knobs

| Order No.         | For Use With  |
|-------------------|---|
| <b>WE1M654</b>    | Hotpoint, GE DBLR333EG0WW, DBLR333EG1WW, DBLR333EG2WW, DBLR333EGWW & DBLR333GG0WW |
| <b>WE1X1263</b>   | GE  |
| <b>WH01X10060</b> | GE DBLR333EE0WW, DBLR333EE1WW, DBLR333EE2WW, DBLR333GE0WW & DBLR333GE1WW          |
| <b>WH01X10061</b> | GE & Hotpoint   |
| <b>WH1X2721</b>   | –   |

### Accessories

For use with GE dryers.

| Order No.         | Desc.                  |
|-------------------|------------------------|
| <b>WE1X980</b>    | Knob clip              |
| <b>WH01X10462</b> | Knob and clip assembly |

## LIGHT BULBS

Dryer



Features small screw-in base. 10W, 130V.

| Order No.      | For Use With  |
|----------------|---------------|
| <b>WE4M305</b> | GE & Hotpoint |

## DRYER CORDS



WX09X10002, WX09X10003 & WX09X10004

WX09X10019 & WX09X10020

30A.

| Order No.         | Lgth. Ft. |
|-------------------|-----------|
| <b>3 Wires</b>    |           |
| <b>WX09X10002</b> | 4         |
| <b>WX09X10003</b> | 5         |
| <b>WX09X10004</b> | 6         |
| <b>4 Wires</b>    |           |
| <b>WX09X10019</b> | 5         |
| <b>WX09X10020</b> | 6         |

## CONTROL BOARD ASSEMBLIES

Washer



| Order No.         | For Use With  |
|-------------------|---|
| <b>WH12X10355</b> | GE WBVH5100H0WW, WBVH5100H1WW, WBVH5200JWW, WBVH6240F0GG & WBVH6240F0WW |

## THRUST BEARINGS

Washer



| Order No.       | For Use With                              |
|-----------------|---|
| <b>WH2X1197</b> | GE EWA5600G0WW, EWA5600G1WW & WBB2090F0WW |

## SPLIT RINGS

Washer



| Order No.         | Replaces | For Use With  |
|-------------------|----------|---|
| <b>WH02X10265</b> | WH2X1195 | GE WBB2090F0WW, WBB2090F1WW, WBB2090F2WW, WBB2090F3WW & WBB2090G0WW, Hotpoint |

Electrolux & Frigidaire

GE & Hotpoint

Whirlpool & Maytag

Cooking & Gas Products

Dishwasher, Disposer & Water Heater

Laundry

Refrigeration

Fittings, Venting & Installation

Electrical

Plumbing

Property Maintenance

Motors

HVAC/R

Chemicals

Charging, Recovery & Welding

Test Equip., Tools & Service Acc.



# GENERAL ELECTRIC – Washer

## WASHER MOTORS



Features 2-speed motor/inverter.

| Order No.         | For Use With |
|-------------------|--------------|
| <b>WH20X10093</b> | GE           |

## MOTORS/INVERTERS

Washer



| Order No.         | For Use With   |
|-------------------|----------------|
| <b>WH20X10058</b> | GE WHRE5550HWW |

## TIMER ASSEMBLIES

Washer



| Order No.         | For Use With   |
|-------------------|--|
| <b>WH12X10202</b> | GE & Hotpoint  |
| <b>WH12X10350</b> | GE, Hotpoint & Kenmore   |
| <b>WH12X10348</b> | GE WJRR4170G, WJRR4170GWW, WJSR4160G, WJSR4160G0WW & WJSR4160G1WW  |
| <b>WH12X10338</b> | GE WBB2090G0WW, WBB2090G2WW, WBB2090G3WW, WBB2090G5WW & WBB2090GWW |

## INLET VALVES

Washer



WH13X10024

WH13X81

No. **WH13X10024**. Features plastic mount with 5-watt coils.  
No. **WH13X81**. Features (2) inlet ports, outlet insert and blue body.

| Order No.         | For Use With             |
|-------------------|--------------------------|
| <b>WH13X10024</b> | GE & Hotpoint after 1995 |
| <b>WH13X81</b>    | GE – older models        |

## PUMP MOTOR ASSEMBLIES

Washer



WH23X10030



WH23X10028

No. **WH23X10030**. 85W, 110V. Includes bracket.

| Order No.         | For Use With  |
|-------------------|---|
| <b>WH23X10030</b> | GE EWA3000B1WW, EWA3000B2WW, EWA4000B1WW, EWA5600G0WW & EWA5600G1WW, Hotpoint & RCA |
| <b>WH23X10028</b> | GE GFWN1100LWW, WBVH5300KWW, WBVH6240F0WW, WCVH6400JWW & WCVH6600H0BB               |

## PUMP ASSEMBLIES

Washer



Features (4) ports and aluminum drive for coupling connection. Clear plastic construction.

| Order No.      | For Use With       |
|----------------|--------------------|
| <b>WH23X42</b> | GE, Hotpoint & RCA |

# GENERAL ELECTRIC – Washer

## WATER LEVEL PRESSURE SWITCHES

Washer



Features plastic construction and (3) positions. Includes (3) wires.

| Order No.  | Dia. In. | For Use With  |
|------------|----------|---------------|
| WH12X10065 | 2-3/8    | GE & Hotpoint |

## AGITATORS

Washer

Features dual-action clockwise auger.

| Order No.  | For Use With  |
|------------|---------------|
| WH43X10034 | GE & Hotpoint |

## AGITATOR COUPLERS

Washer



For connecting transmission drive shaft to agitator base.

| Order No.  | For Use With        |
|------------|---------------------|
| WH49X10042 | WH43X141 & WH43X142 |

## SHAFT & MODE SHIFTER ASSEMBLIES

Washer



| Order No.  | For Use With   |
|------------|--|
| WH38X10017 | GE EWA5600KWW, WHRE5550HWW, WHRE5550KW, WHRE5550KWW & WJRE5550KWW & Hotpoint |

## TRANSMISSION/BRAKE ASSEMBLIES

Washer

Features 18-tooth spline and tub seal.



| Order No.  | For Use With  |
|------------|---------------|
| WH38X10002 | GE & Hotpoint |

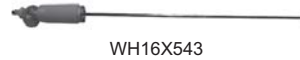
## WASHER TUB SEALS

Top Load

| Order No.  | Desc.           |
|------------|-----------------|
| WH02X10383 | Washer tub seal |

## SUSPENSION ROD & SPRING ASSEMBLIES

Washer



| Order No.  | Lgth. In. | Color  | For Use With  |
|------------|-----------|--------|---------------|
| WH16X543   | 23-3/4    | Yellow | GE & Hotpoint |
| WH16X10057 | -         | Green  | -             |

## SOCKET ROD SUPPORTS

Washer



| Order No.  | For Use With |
|------------|--------------|
| WH01X10001 | GE           |

## LID SWITCH KITS

Washer


Magnetic. Includes (2) butt connectors.



| Order No.  | For Use With |
|------------|--------------|
| WH12X10141 | GE           |

## LID SWITCH ASSEMBLIES

Washer



| Order No.  | For Use With   |
|------------|--|
| WH12X10531 | GE   |
| WH12X10334 | GE EWA5600G0WW, EWA5600G1WW, EWA5600KWW, WBB2090F2WW & WBB4500G0WW |

Electrolux & Frigidaire

GE & Hotpoint

Whirlpool & Maytag

Cooking & Gas Products

Dishwasher, Disposer & Water Heater

Laundry

Refrigeration

Fittings, Venting & Installation

Electrical

Plumbing

Property Maintenance

Motors

HVAC/R

Chemicals

Charging, Recovery & Welding

Test Equip., Tools & Service Acc.

# GENERAL ELECTRIC – Washer

## V-BELTS

Washer



Coated rubber construction. Measures 30" L x 1/2" W.

| Order No. | For Use With  |
|-----------|---------------|
| WH1X2026  | GE & Hotpoint |

## BELTS

Washer



Coated rubber construction. Measures 30" L x 1/2" W.

| Order No.  | For Use With   |
|------------|--|
| WH08X10024 | GE WBVH5100H0WW, WBVH5100H1WW, WBVH2500JWW, WBVH5300KWW & WBVH6240F0GG |

## DRIVE BELTS

Washer



Features 6-rib design.

| Order No.  | For Use With           |
|------------|------------------------|
| WH01X10301 | GE, Hotpoint & Kenmore |

## TUB DAMPENING STRAPS

Washer



WH1X2727



WH01X10343

No. WH1X2727. For use with washers made after 1995. (4) straps required for installation.

No. WH01X10343. Shock damper and pin used on some GE washers.

| Order No.  | Lgth. In. | For Use With  |
|------------|-----------|---|
| WH1X2727   | 6         | GE, Hotpoint & RCA  |
| WH01X10343 | -         | GE WBVH5100H0WW, WBVH5100H1WW, WBVH5200JWW, WBVH6240F0GG & WBVH6240F0WW |

## WASHER HOSES



| Order No. | Dim. In. L x ID | For Use With  |
|-----------|-----------------|---------------|
| WH41X365  | 39 x 3/16       | GE & Hotpoint |

## DRAIN INLET HOSES

Washer



For use with straight or angled inlets on washers made in 1995 or later. Measures 7-1/2" L x 2" circumference.

| Order No.  | For Use With |
|------------|--------------|
| WH41X22935 | GE           |

## DRAIN HOSES

Washer



External hose can be bent at both ends. 57" length. Black.

| Order No.  | For Use With   |
|------------|--|
| WH41X10096 | GE EWA5600G0WW, EWA5600G1WW, EWA5600KWW, GJSR3140D0WW & GJSR3140D5WW, Hotpoint & RCA |

## DRAIN HOSE RETAINERS

Washer



| Order No. | For Use With  |
|-----------|---------------|
| WH16X513  | GE & Hotpoint |

## HUB WASHERS

Washer

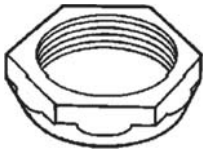


| Order No. | Dia. In. | For Use With  |
|-----------|----------|---------------|
| WH2X1199  | 1-1/2    | GE & Hotpoint |

# GENERAL ELECTRIC – Washer

## HUB NUTS

Washer



| Order No. | For Use With |
|-----------|--------------|
| WH2X1193  | GE           |

## CONTROL KNOBS

Washer



WH1X2754



WH1X2721



WH01X10310



WH11X10015



WE01X20378



WH11X10049

White.  
**No. WH1X2721.** Features red indicator line and D-shaped shaft. Measures 1-3/4" diameter.  
**No. WH1X2117.** Spring clip holds knob on shaft.  
**No. WH11X10015.** Features red indicator arrow.  
**No. WE01X20378.** Includes clip assembly.

| Order No.  | For Use With   |
|------------|--|
| WH1X2754   | GE & Hotpoint  |
| WH1X2721   | GE & Hotpoint  |
| WH1X2117   | GE WBB2090G0WW, WBB2090G2WW, WBB2090G3WW, WBB2090G5WW & WBB2090GWW |
| WH01X10310 | GE WBB2090G0WW, WBB2090G2WW, WBB2090G3WW, WBB2090G5WW & WBB2090GWW |
| WH11X10015 | WH11X139   |
| WE01X20378 | GE   |
| WH11X10049 | GE WBB2090G0WW, WBB2090G2WW, WBB2090G3WW, WBB2090G5WW & WBB2090GWW |

## TUB SUPPORT HUBS

Washer



| Order No.  | Replaces   | For Use With  |
|------------|------------|---------------|
| WH45X10027 | WH45X10013 | GE & Hotpoint |

## FUSE LINK KITS

Washer



For use on top load washers from GE, Hotpoint and Sears Kenmore.

| Order No.  | Replaces                |
|------------|-------------------------|
| WH49X10055 | WH49X10041 & WH49X10043 |

## SHIPPING BOLT KITS

Washer



| Order No.  | For Use With  |
|------------|---|
| WH49X10047 | GE GFWN1100LWW, WBVH5200JWW, WBVH5300KWW, WCVH6400JWW & WCVH6800JBB |

## DRIP PANS

Washer



For use under clothes washers. Plastic construction. Catches water leaks and prevents floor damage.

| Order No. | Dim. In. W x H x D              |
|-----------|---------------------------------|
| PM7X1     | 27 x 30 inside (31 outside) x 2 |

**MANUFACTURERS' CATALOGS**  
 We will be glad to send manufacturers' catalogs and other available publications and data on request.

Electrolux & Frigidaire

GE & Hotpoint

Whirlpool & Maytag

Cooking & Gas Products

Dishwasher, Disposer & Water Heater

Laundry

Refrigeration

Fittings, Venting & Installation

Electrical

Plumbing

Property Maintenance

Motors

HVAC/R

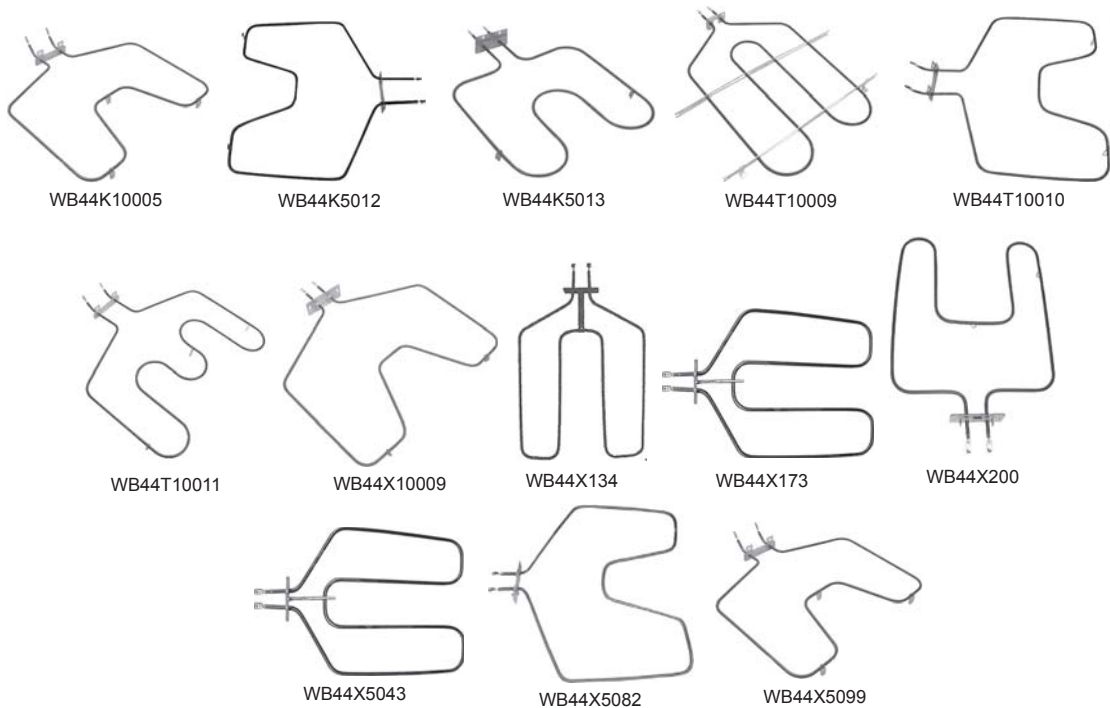
Chemicals

Charging, Recovery & Welding

Test Equip., Tools & Service Acc.

# GENERAL ELECTRIC – Range

## BAKE & BROIL ELEMENTS



Bake & Broil Elements

| Order No.         | Dim. In.<br>L x W | Watts | Volts |
|-------------------|-------------------|-------|-------|
| <b>WB44K10005</b> | 17-1/4 x 15-1/2   | 2585  | 240   |
| <b>WB44K5009</b>  | 19-1/2 x 13-1/4   | 3400  | 240   |
| <b>WB44K5012</b>  | 15 x 18           | 2585  | 240   |
| <b>WB44K5013</b>  | 16 x 13-3/4       | 2000  | 240   |
| <b>WB44T10009</b> | 16-1/2 x 14-1/4   | 3500  | –     |
| <b>WB44T10010</b> | 17-1/2 x 18       | 2585  | 240   |
| <b>WB44T10011</b> | 17-1/2 x 17       | 3500  | –     |
| <b>WB44X10009</b> | 18 x 15-1/2       | 2585  | 240   |
| <b>WB44X134</b>   | 16 x 12           | 3000  | 240   |
| <b>WB44X173</b>   | 16 x 12           | 3140  | 240   |
| <b>WB44X200</b>   | 15 x 13-1/2       | 3100  | 240   |
| <b>WB44X5043</b>  | 15 x 13-1/2       | 3100  | 236   |
| <b>WB44X5082</b>  | 15 x 18           | 2585  | 236   |
| <b>WB44X5099</b>  | 15 x 18           | 3000  | 236   |

### Accessories



| Order No.       | Desc.                      | Replaces   | For Use With                               |
|-----------------|----------------------------|--|--|
| <b>WB2X9719</b> | Broil element support clip | WB02X9438, WB02X9576, WB02X9719, WB2X9438 & WB2X9576 | GE JB450GN1, JB450GN2, JB570GM2 & JB570GM3 |



# GENERAL ELECTRIC – Range

## RANGE SURFACE ELEMENTS



WB30X359



WB30X348



WB30X219



WB30M1



WB30M2



WB30T10044



WB30T10045



WB30T10074



WB30X354



WB30X356



WB30X342



WB30T10078



WB30X218

| Order No.         | Dia. In. | Watts     | Volts   | Replaces   |
|-------------------|----------|-----------|---------|--|
| <b>WB30X359</b>   | 6        | 1325      | 240     | GE   |
| <b>WB30X348</b>   | 8        | 2350      | 240     | –  |
| <b>WB30X219</b>   | 8        | 2350      | 240     | GE & Hotpoint  |
| <b>WB30M1</b>     | 6        | 1450      | 240     | –  |
| <b>WB30M2</b>     | 8        | 2350      | 240     | WB30K5027, WB30X5072, WB30X5122, WB30X5130   |
| <b>WB30T10044</b> | 9        | 2500      | 240     | Models beginning w/ 911.4, ECBP7, ECBP8, EER30, JB660, JB710, JB905, JB968, JBP66, JBP67, JBP68, JBP69, JBP70, JBP71, JBP73, JBP78, JBP80, JBP81, JBP82, JBP83, JBP84, JBP90, JBP91, JBP95, JBP99, JCB90, JCB                  |
| <b>WB30T10045</b> | 8        | 2000      | 240     | GE & Hotpoint  |
| <b>WB30T10074</b> | 8        | 2600      | 240     | GE & Hotpoint  |
| <b>WB30X354</b>   | 8        | 1600/2125 | 208/240 | WB30, WB30X354, WB30X140, WB30X146, WB30X147, WB30X199, WB30X200, WB30X223, WB30X302, WB30X303, WB30X306, WB30X307, WB30X316, WB30X317, WB30X353, WB30X354R, WB30X5004, WB30X5005, WB30X5014, WB30X5015, WB30X5018 & WB30X5019 |
| <b>WB30X356</b>   | 6        | 1325      | 240     | GE J247*07, J247*08, J301*P1, J301*R1 & J301*R2, Hotpoint & RCA  |
| <b>WB30X342</b>   | 6        | 1325      | –       | GE   |
| <b>WB30T10078</b> | 6        | 1500      | 240     | WB30T10027, WB30T10111, GE JBP10WD1WW, JBP10WD2WW, JBP15CJ1CC, JBP15CJ2CC & JBP15CJCC, Hotpoint  |
| <b>WB30X218</b>   | 6        | 1325      | 240     | GE   |

Electrolux & Frigidaire

GE & Hotpoint

Whirlpool & Maytag

Cooking & Gas Products

Dishwasher, Disposer & Water Heater

Laundry

Refrigeration

Fittings, Venting & Installation

Electrical

Plumbing

Property Maintenance

Motors

HVAC/R

Chemicals

Charging, Recovery & Welding

Test Equip., Tools & Service Acc.

# GENERAL ELECTRIC – Range

## OVEN IGNITERS

Electric Range



Flat style.

**Note:** WB2X9998 can also be used without plug.

| Order No.      | For Use With  |
|----------------|---|
| <b>WB13K21</b> | GE CGS980SEM1SS, J2BP85BEL1BB, JGB900SEL1SS, JGB900SEL2SS & JGB908SEL1SS, Hotpoint, Kenmore & RCA |

## BURNER RECEPTACLE ASSEMBLIES

Electric Range



For use with solid terminal surface units. Includes block, terminal assembly and mounting bracket.

| Order No.        | For Use With |
|------------------|--------------|
| <b>WB17X5113</b> | GE           |

## TERMINAL BLOCK KITS

Surface Burner



Includes clip receptor and 24" wires.

| Order No.       | For Use With                            |
|-----------------|---|
| <b>WB2X8228</b> | GE JBC17GS1, JBC2605, JBC2606 & JBC2607 |

We carry products from the world's largest and best manufacturers.

Centralize your purchases with us!

## INFINITE CONTROL SWITCHES

Surface Burner



WB21X5243

WB24T10119

WB23K5027

**No. WB21X5243.** Push-to-turn design. Features break-off shaft. Includes 6" and 8" adapters and instructions.

**No. WB24T10119.** Replaces WB24T10032, WB24T10057, 191D2990P004, WB24T10032, WB24T10057, AP3873795, 1166982, PS1016429 & PT11621385.

**No. WB23K5027.** For use with 8" surface burner. Features push-to-turn design, figure-8 stem and 3/4" shaft. 2350W, 8.9 to 11A.

| Order No.         | For Use With  |
|-------------------|---|
| <b>WB21X5243</b>  | GE  |
| <b>WB24T10119</b> | GE CS980SNSS, JB900KK1CC, JB900KKCC, JB900SK1SS & JB900SKSS, Hotpoint & Kenmore |
| <b>WB23K5027</b>  | GE & Hotpoint   |

## INFINITE CONTROL SWITCHES

Stove/Oven/Range



**No. WB24T10029.** For use with 6" unit. 4.4 to 7.4A.

| Order No.         | Watts | For Use With   |
|-------------------|-------|--|
| <b>WB24T10025</b> | 2500  | GE   |
| <b>WB24T10027</b> | 2100  | GE EER2000C00BB, EER2000C00CC, EER2000C00WW, EER2000C04BB & EER2000C04CC |
| <b>WB24T10029</b> | 1560  | GE & Hotpoint  |

## TERMINAL BLOCK KITS

Electric Range



WB17T10006



WB17X210

**No. WB17T10006.** Includes 69" wires with factory terminals.

| Order No.         | For Use With  |
|-------------------|---|
| <b>WB17T10006</b> | GE JBP10WD2WW, JBP15BJ1BB, JBP15BJ2BB, JBP15BJBB & JBP15CJ1CC |
| <b>WB17X210</b>   | GE  |

# GENERAL ELECTRIC – Range

## ELECTRIC THERMOSTATS



WB20K8



WB21T10007

For use in range and wall oven applications.

**No. WB20K8.** Features 43" capillary tube. Replaces 164D2793P001, 183D5463P001, WB20K0006, WB20K0008 & WB20K6.

**No. WB21T10007.** Features 2" sensor. Replaces WB21T10017.

| Order No.         | For Use With  |
|-------------------|---|
| <b>WB20K8</b>     | GE JGBS04BEM1WH, JGBS04BEMWHGE<br>JGBS22BEA2WH, JGBS23BEL1BB,<br>JGBS23BEL2BB, JGBS23BEL3BB &<br>JGBS23CEL1CC |
| <b>WB21T10007</b> | GE EER2000M01BB, EER2000M01WW,<br>EER2000M02BB, EER2000M02WW &<br>EER2001M01SS                                |

## SELF-CLEANING OVEN SENSORS

Electric Range



For use with GE and Hotpoint ranges. Features plastic terminal block. Includes (2) ceramic wire nuts. Measures 7".

| Order No.        | Replaces   |
|------------------|--|
| <b>WB21X5301</b> | WB08K5007, WB20K0004, WB20K4, WB20X0106,<br>WB20X106, WB21X5263, WB21X5275, WB21X5296,<br>WB21X5318, WB21X5321, WB21X5347 & WB8K5007 |

## IGNITER & BURNER ASSEMBLIES

Gas Range/Oven



Includes oven burner tube and flat igniter.

| Order No.         | Replaces | For Use With  |
|-------------------|----------|---|
| <b>WB16K10043</b> | WB16K27  | GE JGBC20BEH1CT,<br>JGBC20BEH1WH, JGBC20CEH1CC,<br>JGBC20CEH2CC & JGBC20CEHCC |

## BURNER ASSEMBLIES

Gas Range



WB16K10026



WB16K10055

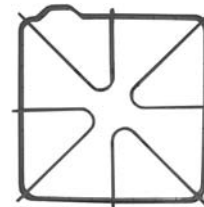
**No. WB16K10026.** Double burner assembly. Includes flame spreader heads, lighter tubes and mounting bracket.

**No. WB16K10055.** Top burner head assembly. Replaces WB16K10023 & WB16K10030.

| Order No.         | For Use With   |
|-------------------|--|
| <b>WB16K10026</b> | GE & Hotpoint  |
| <b>WB16K10055</b> | GE C2S980SEM1SS, C2S980SEMSS,<br>CGS980SEM1SS, CGS980SEMSS &<br>EGR2000EM1WW, Hotpoint & Kenmore |

## BURNER GRATES

Gas Range



| Order No.         | Color |
|-------------------|-------|
| <b>WB31K10027</b> | Gray  |

## ELECTRODES

Oven/Range



WB13T10010



WB13K10014



WB13K18

| Order No.         | Desc.                  | Replaces                   | For Use With   |
|-------------------|------------------------|----------------------------|--|
| <b>WB13T10010</b> | Surface burner igniter | WB13K10006 &<br>WB13T10044 | GE   |
| <b>WB13K18</b>    | White ceramic          | WB13K0018                  | GE<br>JGBP28GEV1AD,<br>JGBP29GEN1,<br>JGBP29GEN4,<br>JGBP29GES3 &<br>JGBP30BEA1WH,<br>Hotpoint |
| <b>WB13K10014</b> | Top burner spark       | -                          | -  |

Electrolux & Frigidaire

GE & Hotpoint

Whirlpool & Maytag

Cooking & Gas Products

Dishwasher, Disposer & Water Heater

Laundry

Refrigeration

Fittings, Venting & Installation

Electrical

Plumbing

Property Maintenance

Motors

HVAC/R

Chemicals

Charging, Recovery & Welding

Test Equip., Tools & Service Acc.

# GENERAL ELECTRIC – Range

## SPARK MODULES

Gas Range



| Order No.      | Replaces  | For Use With  |
|----------------|-----------|---|
|                |           | GE<br>JGB928BEK1BB,<br>JGB928KEK1CC,<br>JGB928SEK1SS,<br>JGBC16GPH3,<br>JGBP27BEA2WH<br>& JGBP27GEJ1,<br>Hotpoint |
| <b>WB13K25</b> | WB13K0025 |   |

## OVEN IGNITERS



WB2X9998



WB2X9154

For use in gas range and oven applications.

| Order No.       | For Use With                 |
|-----------------|------------------------------|
| <b>WB2X9998</b> | GE                           |
| <b>WB2X9154</b> | GE, RCA, Hotpoint<br>& Sears |

## SPARK IGNITION SWITCHES

Gas Range



For use on GE, Hotpoint and Sears Kenmore brands.

| Order No.         | Replaces  |
|-------------------|-----------|
| <b>WB24T10071</b> | WB24K5047 |

## GREASE FILTERS

Range Hood



No. **WB6X10359**. Measures 5-3/32" x 7-5/8".  
No. **WB6X10596**. Measures 13-3/8" x 5-7/8".

| Order No.        | For Use With   |
|------------------|--|
| <b>WB6X486</b>   | GE JVM131G01,<br>JVM131G02,<br>JVM1330BW04,<br>JVM1330VW01 &<br>JVM1330VW03                      |
| <b>WB6X10359</b> | GE EVM1750DMWW01,<br>EVM1750SMSS01,<br>JNM1541DM1WW,<br>JNM1541DM2WW &<br>JNM1541SM1SS, Hotpoint |
| <b>WB6X10596</b> | GE EVM1750DMBB,<br>EVM1750DMBB01,<br>EVM1750DMWW,<br>EVM1750DMWW01 &<br>EVM1750SMSS, Hotpoint    |

## GLASS LENSES

Cooktop Lamp



| Order No.         | Dim. In.       | For Use With     |
|-------------------|----------------|------------------|
| <b>WB36X10071</b> | 2-5/16 x 6-1/4 | GE &<br>Hotpoint |

## DRIP BOWLS

Porcelain – Black



| Order No.        | Dia. In. | For Use With   |
|------------------|----------|--|
| <b>WB31M20</b>   | 6        | GE   |
| <b>WB32X5075</b> | 6        | GE & Hotpoint  |
| <b>WB31M19</b>   | 8        | GE WB31M0019   |
| <b>WB32X5076</b> | 8        | GE JBP10WD1WW,<br>JBP10WD2WW,<br>JBP15BJ1BB,<br>JBP15BJ2BB &<br>JBP15BJBB,<br>Hotpoint & Kenmore |

## DRIP BOWLS

Chrome



| Order No.          | Dia. In.        | For Use With  |
|--------------------|-----------------|---|
| <b>WB31X5011</b>   | 8               | GE, Hotpoint, RCA,<br>Sears & Kenmore   |
| <b>WB31X5010</b>   | 6               | GE<br>WB32K10035,<br>WB32T10009,<br>WB32X10014, GE<br>JBP15CJ1CC,<br>JBP15CJ2CC,<br>JBP15CJCC,<br>JBP15DMWW &<br>JBP15WJ1WW |
| <b>WB31T10011</b>  | 8               |   |
| <b>WB31T10010*</b> | 6               | GE  |
| <b>WB31M15</b>     | 8-1/2           | –   |
| <b>WB31M16</b>     | 6               | GE LEB316GT1WH  |
| <b>WB32X10012</b>  | 6               | GE & Hotpoint<br>GE, Hotpoint,<br>WB30X219,<br>WB30X341,<br>WB30X348,<br>WB30X354,<br>WB31X5014 &<br>WB31X5014-B            |
| <b>WB32X10013</b>  | 8               |   |
| <b>WB32X106</b>    | 8               | GE  |
| <b>WB32X5045</b>   | 6               | GE, Hotpoint, RCA &<br>Penncrest  |
| <b>WB32X5075</b>   | 6               | GE & Hotpoint   |
| <b>WB32X5076</b>   | 8               | GE & Hotpoint   |
| <b>GE68C</b>       | 6 (2),<br>8 (2) | –   |

\* Black.

## DRIP PANS

Disposable – Electric Range



| Order No.      | Desc.               |
|----------------|---------------------|
| <b>WB64X34</b> | Aluminum            |
| <b>WB64X33</b> | Disposable drip pan |



# GENERAL ELECTRIC – Range

## TRIM RINGS

Chromes



For use on ranges with detached, high-rise, tilt/lock, surface-mount burners.

| Order No. | Dia. In. | For Use With  |
|-----------|----------|---------------|
| WB31X5013 | 6        | GE & Hotpoint |
| WB31X5014 | 8        | GE & Hotpoint |

## DRIP PANS

Black



| Order No.  | Desc.      |
|------------|------------|
| WB34K10009 | Right side |

## SURFACE UNIT KNOBS

Gas Range



WB3X712    WB03K10208    WB03T10025

No. **WB03T10025**. Replaces GEWB03T10025 & WB03T10025.

| Order No.  | For Use With   |
|------------|--|
| WB3X712    | GE & Hotpoint  |
| WB03K10303 | Models beginning w/ J2B91, JGB90, JGB91, JGB92, P2B91, PGB90, PGB91, PGB92 & PGB97 |
| WB03T10025 | GE JCP340BA1BB, JCP340BA2BB, JCP340BC1BB, JCP350BA1BB & JCP350BA2BB                |

## CLOCK KNOBS



For use with gas or electric ranges. Features split shaft design. Includes (3) knobs. Black.

| Order No. | Replaces      |
|-----------|---------------|
| WB3X5699  | GE & Hotpoint |

## OVEN RACKS



| Order No.  | Dim. In.    | For Use With           |
|------------|-------------|------------------------|
| WB48T10063 | 17 x 24     | GE                     |
| WB48T10095 | 24 x 17-3/4 | GE, Hotpoint & Kenmore |

## DRAWER SUPPORTS

Rear

| Order No.  | For Use With  |
|------------|---------------|
| WB48T10030 | GE & Hotpoint |

## GRATE FOOT



| Order No.  | For Use With  |
|------------|---------------|
| WB02T10461 | GE & Hotpoint |

## DOOR HANDLE END CAPS




For use with gas or electric ranges. No. **WB07X10034**. WB07K10042, WB7K10042 & WB7X10034.

| Order No.  | Dim. In. L x W x H    | For Use With  |
|------------|-----------------------|---|
| WB7X7183   | 2-1/4 x 3-1/2 x 1-1/4 | GE & Hotpoint   |
| WB07X10034 | -                     | GE JBC27BY1, JBC27BY2, JBC27BY3, JBC27GW1AD & JBC5601 |

## ANTI-TIP KITS

Range



Mounts to floor and back of range. Includes stove bracket, fasteners, 4-ft. chain and instructions.

| Order No. | For Use With  |
|-----------|---------------|
| WB2X7909  | GE & Hotpoint |

## CONTROL PANELS

Electronic Clock



For use in gas and electric ranges from GE and Hotpoint.

| Order No.  | Replaces                                       |
|------------|--|
| WB27X10311 | WB27X10022, WB27X10129, WB27X10216 & WB27X5581 |

*Think of us  
for all your product  
needs!*

Electrolux  
& Frigidaire

GE  
& Hotpoint

Whirlpool  
& Maytag

Cooking  
& Gas  
Products

Dishwasher,  
Disposer &  
Water Heater

Laundry

Refrigeration

Fittings,  
Venting &  
Installation

Electrical

Plumbing

Property  
Maintenance

Motors

HVAC/R

Chemicals

Charging,  
Recovery  
& Welding

Test Equip.,  
Tools &  
Service Acc.



# GENERAL ELECTRIC – Range/Microwave

## RANGE CORDS



| Order No.         | Lgth. Ft. | Amps |
|-------------------|-----------|------|
| <b>3 Wires</b>    |           |      |
| <b>WX09X10007</b> | 5         | 40   |
| <b>WX9X8</b>      | 6         | 40   |
| <b>WX9X11</b>     | 5         | 50   |
| <b>WX09X10006</b> | 4         | 40   |
| <b>WX09X10010</b> | 4         | 50   |
| <b>WX09X10012</b> | 6         | 50   |
| <b>4 Wires</b>    |           |      |
| <b>WX9X35</b>     | 4         | 40   |
| <b>WX09X10035</b> | 4         | 40   |
| <b>WX09X10036</b> | 5         | 50   |
| <b>WX09X10037</b> | 4         | 50   |
| <b>WX09X10038</b> | 5         | 40   |
| <b>WX09X10039</b> | 6         | 40   |
| <b>WX09X10040</b> | 6         | 50   |

## RACK HOLDERS

Microwave



| Order No.         | Replaces  |
|-------------------|-----------|
| <b>WB02X10750</b> | WB2X10750 |

## TURNTABLE COUPLERS

Microwave



WB06X10420

WB06X10144

| Order No.         | Replaces  | For Use With  |
|-------------------|-----------|---|
| <b>WB06X10420</b> | WB6X10420 | GE EMO3000CBB04, EMO3000CCC04, EMO3000CSS04, EMO3000CWW04 & EVM1750DMBB01 |
| <b>WB06X10144</b> | WB6X10144 | GE JES1334WD01, JVM1630BB007, JVM1630CD004, JVM1630WB007 & JVM1631BB007   |

## LAMP SOCKETS

Microwave



Replaces WB08X0310, WB08X10011, WB08X10017, WB8X10011, WB8X10016, WB8X10017 and WB8X310.

| Order No.         | For Use With   |
|-------------------|--|
| <b>WB08X10016</b> | GE EMO3000CBB001, EMO3000CBB02, EMO3000CBB03, EMO3000CBB04 & EMO3000CCC001, Hotpoint |

## DOOR HANDLES

Microwave

| Order No.         | Color | Replaces   | For Use With   |
|-------------------|-------|--|--|
| <b>WB15X10023</b> | White | 250100 & WB15X10084  | GE & Hotpoint  |
| <b>WB15X322</b>   | White | WB15X0322, WB15X319 & WB15X324                               | GE JVM231BV01, JVM231WL02, JVM239WL02, JVM239WV01 & JVM240BL02, Hotpoint |
| <b>WB15X10022</b> | Black | 250110, WB15X10083, 245428, AP2021173, WB15X10022 & PS232102 | GE & Hotpoint  |

## DOOR SWITCH ASSEMBLIES

Microwave



Normally Open

Common

| Order No.       | Volts AC | For Use With                |
|-----------------|----------|-----------------------------|
| <b>WB24X829</b> | 250      | GE, Hotpoint, Kenmore & RCA |

**Need help with specifications?  
Our knowledgeable staff  
will be happy to assist you!**

# GENERAL ELECTRIC – Microwave

## TURNTABLE TRAYS

Glass – Microwave



No. **WB39X10003**. 12-1/2" diameter. For use in microwaves with turntable wheel grooves of 10-1/4" OD.

| Order No.         | Replaces  | For Use With   |
|-------------------|---|--|
| <b>WB39X10003</b> | WB39X10002, WB49X10069 & WB48X10005   | GE EMO2000C01BB, EMO2000C01CC, EMO2000C01WW, EMO2000C02BB & EMO2000C02CC |
| <b>WB49X10097</b> | –   | GE ES11361WL01, JEM25BF, JEM25BF001, JEM25BF01 & JEM25DM1BB              |
| <b>WB49X10129</b> | 1087512, AP3793663, WB49X10129, PS956214, WB49X10061, WB49X10067 & WB49X10074 | GE JNM1541DM1WW, JNM1541DM2WW, JNM1541SM1SS, JNM1541SM2SS & JNM1541SMSS  |

## TURNTABLE MOTORS

Microwave



Features synchronous operation and D-shaped shaft.

| Order No.         | For Use With   |
|-------------------|--|
| <b>WB26X10038</b> | GE EMO2000C01BB, EMO2000C01CC, EMO2000C01WW, EMO2000C02BB & EMO2000C02CC |

## THERMOSTATS

Microwave



Features thermal cut-off cavity.

| Order No.         | For Use With  |
|-------------------|---|
| <b>WB27X10195</b> | GE CVM2072SM1SS, CVM2072SMSS, EMO2000C01BB, EMO2000C01CC & EMO2000C01WW, Hotpoint & RCA |

## MAGNETRONS

Microwave



For use on GE, Hotpoint and RCA brands. Features (4) mounting ears with studs on fin side, (2) wire hookup and (2) 1/4" male spade terminals on opposite side of fins.

| Order No.         | Replaces                |
|-------------------|-------------------------|
| <b>WB27X10017</b> | WB27X10370 & WB27X10475 |

## THERMAL FUSES

Microwave



| Order No.         | For Use With                |
|-------------------|-----------------------------|
| <b>WB27X10388</b> | GE, Hotpoint, Kenmore & RCA |

## HALOGEN BULBS

Microwave



120V. No. **WB08X10057**. Measures 1-2/3" L. Replaces WB08X10051.

| Order No.         | Watts | For Use With  |
|-------------------|-------|---------------|
| <b>WB25X10019</b> | 20    | GE & Hotpoint |
| <b>WB08X10057</b> | 50    | GE & Hotpoint |

## INCANDESCENT BULBS

Microwave



| Order No.         | For Use With |
|-------------------|--------------|
| <b>WB36X10003</b> | GE           |

Electrolux & Frigidaire

GE & Hotpoint

Whirlpool & Maytag

Cooking & Gas Products

Dishwasher, Disposer & Water Heater

Laundry

Refrigeration

Fittings, Venting & Installation

Electrical

Plumbing

Property Maintenance

Motors

HVAC/R

Chemicals


Charging, Recovery & Welding

Test Equip., Tools & Service Acc.

# GENERAL ELECTRIC – Microwave/Refrigerator

## CHARCOAL FILTERS

Microwave



No. **WB02X11124**. Replaces 247925 & JX81J.

| Order No.         | Dim. In.       | For Use With  |
|-------------------|----------------|---|
| <b>WB02X10700</b> | 8-3/4 x 10-1/2 | GE & Hotpoint JN322, JN327, JN635, JV346, JV347 & JV367 |
| <b>WB02X10943</b> | 11 x 2-1/2     | GE & Hotpoint   |
| <b>WB02X10956</b> | 8-1/2 x 4      | DVM18, EMO40, HDM18, JNM18, JVM18, JVM36 & PNM18        |
| <b>WB02X10733</b> | 8-3/4 x 6-1/4  | DVM18, EMO40, HDM18, JNM18, JVM18, JVM36 & PNM18        |
| <b>WB06X10288</b> | 13 x 4-5/8     | GE & Hotpoint XL1800 Series                             |
| <b>WB02X11124</b> | 6 x 4          | –   |

## FOAM DUCTS

Refrigerator




Order No.

Replaces

**WR02X10701** WR2X9160 & WR2X9292

## MAIN BOARD ASSEMBLIES

Refrigerator



WR55X10942




WR55X10956

No. **WR55X10942**. For use with side-by-side and top-freezer electronic refrigerators with single evaporator and single speed compressor.

| Order No.         | Replaces  |
|-------------------|---|
| <b>WR55X10942</b> | WR55X10335, WR55X10024, WR55X10037, WR55X10045, WR55X10056, WR55X10065, WR55X10079, WR55X10083, WR55X10090, WR55X10097, WR55X10109, WR55X10110, WR55X10160, WR55X10171, WR55X10174, WR55X10187, WR55X10188, WR55X10228 & WR55X10552 |
| <b>WR55X10956</b> | WR55X10697, WR55X10774, WR55X10943 & WR55X10958   |

## MAIN BOARD SERVICE KITS

Refrigerator



Measures approximately 8" x 5".

Order No.

For Use With

**WR49X10152**

GE

## TIME DELAY MODULES

Refrigerator



Includes (2) slide switches.

Order No.


Replaces

**WR55X129**

WR55X42, WR55X73 & WR55X75

## START RELAYS & OVERLOADS

Compressor – Refrigerator



WR07X10051



WR07X10055

No. **WR09X10106**. Features positive thermal coefficient (PTC) to open current and shut down compressor on temperature rise. For use with GE, Hotpoint and Sears Kenmore brands.

No. **WR07X10051**. For use with GE & Hotpoint refrigerators.

No. **WR07X10055**. Features 3-wire design.

Order No.

Replaces

**WR09X10106** WR08X10067, WR09X10113 & AP3796513

**WR07X10051** WR07X0192, WR07X0194, WR07X0214, WR07X0216, WR07X10035, WR7X192, WR7X194, WR7X214 & WR7X216

**WR07X10055** WR07X0200, WR07X0240, WR07X0261, WR7X200, WR7X229, WR7X240 & WR7X261

## DRIVE CUPS

Icemaker



Order No.

Desc.

**WR17X11459**

Icemaker drive cup

# GENERAL ELECTRIC – Refrigerator

## DISPENSER DOOR SOLENOIDS

Refrigerator



WR62X107

WR62X23154

No. **WR62X23154**. Includes solenoid and arm assembly.

| Order No.         | For Use With  |
|-------------------|---------------|
| <b>WR62X107</b>   | GE & Hotpoint |
| <b>WR62X23154</b> | GE & Hotpoint |

## SOLENOID ASSEMBLIES

Refrigerator



| Order No.         | For Use With  |
|-------------------|---|
| <b>WR62X10055</b> | GE BSS25JFRJW & BSY25GFMWW, Hotpoint, Kenmore & RCA |

## AIR INLET COVER DAMPER KITS

Refrigerator



| Order No.         | Includes  |
|-------------------|-----------|
| <b>WR49X10091</b> | Fan motor |

## DRAIN HEATER PROBES

Refrigerator



For use in conducting heat down to evaporator drain to prevent freezing.

| Order No.       | For Use With                 |
|-----------------|------------------------------|
| <b>WR2X9393</b> | GE, Hotpoint & Sears Kenmore |

## WATER VALVES

Refrigerator

Features single-coil valve and 1/4" slip-in brass compression fittings.

| Order No.         | For Use With |
|-------------------|--------------|
| <b>WR57X10023</b> | GE           |

## WATER VALVE & BRACKET ASSEMBLIES

Refrigerator



WR57X10026



WR57X10022

No. **WR57X10026**. Includes twin water valves with quick connections and short bracket.

No. **WR57X10022**. Includes valve and bracket.

| Order No.         | For Use With  |
|-------------------|---|
| <b>WR57X10026</b> | GE  |
| <b>WR57X10022</b> | GE TFM30PBBEWW, TFM30PBBGWW, TFM30PBDWW, TFM30PBDWW & TFS28PBBEBS, Hotpoint |

## WATER VALVES

Refrigerator



For use with side-by-side refrigerators. Features dual solenoid coils that send water to the icemaker and dispenser. Includes 1/4" compression inlet and 1/4" and 5/16" outlet fittings.

| Order No.         | For Use With                 |
|-------------------|------------------------------|
| <b>WR57X10032</b> | GE, Hotpoint & Sears Kenmore |

## WATER INLET VALVES

Refrigerator



| Order No.         | For Use With |
|-------------------|--------------|
| <b>WR57X10050</b> | GE           |

Electrolux & Frigidaire

GE & Hotpoint

Whirlpool & Maytag

Cooking & Gas Products

Dishwasher, Disposer & Water Heater

Laundry

Refrigeration

Fittings, Venting & Installation

Electrical

Plumbing

Property Maintenance

Motors

HVAC/R

Chemicals

Charging, Recovery & Welding

Test Equip., Tools & Service Acc.

# GENERAL ELECTRIC – Refrigerator

## DISPENSER WATER TUBES

Refrigerator



| Order No.  | For Use With |
|------------|--------------|
| WR49X10173 | GE           |

## UNION & NUT ASSEMBLIES

Compression – Refrigerator



Plastic construction. 5/16" x 5/16" size.

| Order No. | For Use With  |
|-----------|---|
| WR2X8545  | GE SXDRAWH, CSC22GASAWH, CSC22GRAAD, CSC24DRAWH & CSC24GRSAWH |

## ICEMAKER KITS

Refrigerator



IM6D



WR30X10093

**No. IM6D.** Features electronic water-level/temperature sensor and ice-level feeler arm. Includes bin and hardware.

**No. WR30X10093.** Includes 4-pin round plug-in connector, 6-post plug-in connector, fill cup and tube.

| Order No.  | Replaces  |
|------------|---|
| IM6D       | IM1, IM2, IM3, IM4, IM4A, IM5, IM5SS, UKKIT1, UKKIT2, UKKIT4, UKKIT5, WR30X318, WR30X10012, WR30X10014 & Sears 8390 |
| WR30X10093 | GE, Hotpoint, WR30X10012, WR30X10014, WR30X318, WR30X320 & WR30X328   |

## DISPENSER DOOR CRANKS

Refrigerator



For use on ice dispenser doors in GE and Hotpoint brands.

| Order No.  | For Use With   |
|------------|--|
| WR17X10706 | GE BSS25GFPACC, BSS25GFPAPWW, BSS25JFRFVWW, BSS25JFRJWW & BSS25JFRWW |

## SOLENOID WATER VALVES

Icemaker



Single-coil design.

| Order No.  | Replaces                    |
|------------|-----------------------------|
| WR57X10033 | GE, Hotpoint, RCA & Kenmore |

## SOLENOID WATER VALVES

Double – Icemaker



Features quick connections and 1/4" compression fitting.

| Order No.  | For Use With |
|------------|--------------|
| WR57X10051 | GE           |

## ICE DISPENSER MOTORS

Icemaker



For use in side-by-side refrigerators with door ice dispensers. Includes output shift with left hand thread.

| Order No.  | Replaces   |
|------------|--|
| WR60X10258 | GE WR60X10258, WR60X10103, WR60X10230 & WR60X10056, Hotpoint & Sears Kenmore |



# GENERAL ELECTRIC – Refrigerator

## ICE BUCKET ASSEMBLIES

Icemaker



Nos. **WR17X23255 & WR17X23191**. For use with GE, Hotpoint and Sears Kenmore side-by-side refrigerators with door ice dispensers. Includes cover, bucket, auger and crusher

| Order No.         | Width In. | Replaces  |
|-------------------|-----------|---|
| <b>WR17X23255</b> | 12-1/4    | WR17X10778, WR17X11236, WR17X11247, WR17X11249, WR17X11308, WR17X11310, WR17X11333, WR17X11408, WR17X11441, WR17X11926, WR17X12316 & AP3204914  |
| <b>WR17X23191</b> | 9-1/2     | WR17X10768, WR17X11041, WR17X11235, WR17X11246, WR17X11248, WR17X11307, WR17X11309, WR17X11329, WR17X11334, WR17X11426, WR17X11448 & WR17X11925 |
| <b>WR17X11447</b> | –         | WR17X12108  |

## AUGUR ASSEMBLIES

Icemaker



| Order No.         | For Use With  |
|-------------------|---|
| <b>WR17X11705</b> | GE BSS25JFRFWW, BSS25JFRJWW, BSS25JSRFSS, BSY25GFMCCC & BSY25GFMDWW, Hotpoint & RCA |

## CRUSHER HOUSING COVERS

Icemaker



| Order No.         | For Use With |
|-------------------|--------------|
| <b>WR17X11497</b> | GE           |

## ICE DOOR ASSEMBLIES

Refrigerator



| Order No.         | For Use With  |
|-------------------|---------------|
| <b>WR17X11653</b> | GE & Hotpoint |

## EVAPORATOR FAN MOTORS

Refrigerator



Features 3/8" stack and 1/8" shaft.

| Order No.         | Watts | Volts | Lgth. In. |
|-------------------|-------|-------|-----------|
| <b>WR60X10172</b> | 7.4   | 115   | 2-1/4     |

## EVAPORATOR FAN MOTORS

Freezer



For use with evaporators with thermistor wired into connecting harness. Includes thermistor and sensor.

| Order No.         | For Use With |
|-------------------|--------------|
| <b>WR60X10074</b> | GE           |

## EVAPORATOR FAN MOTORS

Refrigerator



Features Z-style design. Shaft measures 1/8" x 2-1/2". Includes leads and plug.

| Order No.         | Watts | Volts |
|-------------------|-------|-------|
| <b>WR60X10346</b> | 3     | 115   |

Electrolux & Frigidaire

GE & Hotpoint

Whirlpool & Maytag

Cooking & Gas Products

Dishwasher, Disposer & Water Heater

Laundry

Refrigeration

Fittings, Venting & Installation

Electrical

Plumbing

Property Maintenance

Motors

HVAC/R

Chemicals

Charging, Recovery & Welding

Test Equip., Tools & Service Acc.

# GENERAL ELECTRIC – Refrigerator

## EVAPORATOR FAN MOTORS

Refrigerator



For use in DC current supply applications. Thermistor not included.

| Order No.         | For Use With  |
|-------------------|---------------|
| <b>WR60X10185</b> | GE & Hotpoint |

## EVAPORATOR FAN MOTOR ASSEMBLIES

Freezer



Includes 3/8" shaft for fan blade, adapters and mounting bracket. Does not include blade.

| Order No.       | Amps | Watts | RPM  | Volts | For Use With             |
|-----------------|------|-------|------|-------|--------------------------|
| <b>WR60X162</b> | .19  | 11    | 2850 | 115   | GE, Hotpoint & JC Penney |

## FAN BLADES

Refrigerator

For use with 1/8" shaft motors. Plastic construction. Features 5-wing design and CCW rotation.

| Order No.       | Dia. In. |
|-----------------|----------|
| <b>WR60X114</b> | 4-1/4    |



## EVAPORATOR FAN BLADES

Refrigerator



| Order No.         | Replaces      |
|-------------------|---------------|
| <b>WR60X10208</b> | GE WR60X10075 |

## CONDENSER FAN MOTORS

Refrigerator



For use in GE & Hotpoint brands. Features CCW rotation.

| Order No.      | Watts | Volts | RPM  |
|----------------|-------|-------|------|
| <b>WX4X988</b> | 2     | 115   | 1550 |

## FAN MOTORS

Refrigerator



WR60X10257



WR60X10220



WR60X10209



WR84X10055

No. **WR60X10220**. Replaces WR60X10133, WR60X10171 & WR60X10192.

| Order No.         | For Use With   |
|-------------------|--|
| <b>WR60X10257</b> | GE   |
| <b>WR60X10220</b> | -  |
| <b>WR60X10209</b> | GE CSS25USWASS, CSS25USWCSS, GSH25JFTBBB, GSH25JSXASS & GSH25JSXBSS    |
| <b>WR84X10055</b> | GE GBS20HBSAWWW, GBS20HBSBWWW, GBS20HBSCWWW, GBS20KBPABB & GBS20KBPACC |

## TEMPERATURE SENSORS

Refrigerator



| Order No.         | Dim. In. Dia. x Lgth. | Replaces  |
|-------------------|-----------------------|---|
| <b>WR55X10025</b> | 5/16 x 18             | WR55X10027, WR55X10028, WR55X10087, WR55X10367 & WR55X10380 |

# GENERAL ELECTRIC – Refrigerator

## DEFROST HEATER KITS

Refrigerator



For use on GE side-by-side refrigerators.  
**No. WR51X10101.** Dual heater kit replaces single heater. For use in high-heat, single tube applications.  
**No. WR51X443.** Includes (2) glass tube heaters, plug-in harness and clip-on terminator thermostat.  
**No. WR51X10031.** Features single tube, high-heat heater. Includes thermostat, wiring harness and 3/8" clip.  
**No. WR51X442.** Features (2) glass tube heaters, each with metal shield. Includes thermostat and wiring harness.  
**No. WR51X10055.** Single tube, high-heat design.  
**No. WR51X10038.** Features single glass tube.

| Order No.         | Lgth. In. | Watts | For Use With                 |
|-------------------|-----------|-------|------------------------------|
| <b>WR51X10101</b> | 9         | 575   | GE                           |
| <b>WR51X443</b>   | 12-1/4    | –     | GE                           |
| <b>WR51X10031</b> | 9         | 575   | GE                           |
| <b>WR51X442</b>   | –         | –     | GE, Kenmore & Hotpoint       |
| <b>WR51X10055</b> | 12        | 725   | GE & Kenmore                 |
| <b>WR51X10038</b> | 19-1/4    | –     | GE, Hotpoint & Sears Kenmore |

## DEFROST THERMOSTAT KITS

Refrigerator



**No. WR50X45.** Includes straps and connectors.  
**No. WR50X50, WR50X55 & WR50X60.** Includes wires, crimp connectors and interchangeable brackets.  
**No. WR50X10068.** Includes flat clip.  
**No. WR50X122.** Clip-on design with 3/8" tube.  
**No. WR50X10010.** Includes 3/8" tubing clamp.

| Order No.         | Opens/Closes °F | For Use With                 |
|-------------------|-----------------|------------------------------|
| <b>WR50X45</b>    | 45/25           | GE, Hotpoint & RCA           |
| <b>WR50X50</b>    | 50/30           | GE                           |
| <b>WR50X55</b>    | 55/35           | GE                           |
| <b>WR50X60</b>    | 60/40           | GE                           |
| <b>WR50X10025</b> | –               | GE, Hotpoint & Sears Kenmore |
| <b>WR50X10068</b> | 140/30          | GE & Hotpoint                |
| <b>WR50X122</b>   | 60/32           | GE                           |
| <b>WR50X10010</b> | 55/25           | GE & Hotpoint                |

Electrolux & Frigidaire

GE & Hotpoint

Whirlpool & Maytag

Cooking & Gas Products

Dishwasher, Disposer & Water Heater

Laundry

Refrigeration

Fittings, Venting & Installation

Electrical

Plumbing

Property Maintenance

Motors

HVAC/R

Chemicals

Charging, Recovery & Welding

Test Equip., Tools & Service Acc.

# GENERAL ELECTRIC – Refrigerator

## DEFROST TIMERS

Refrigerator

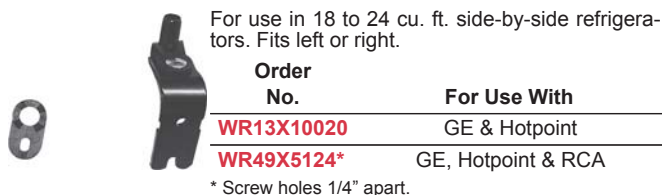


**No. WR9X483.** Can be manually advanced.  
**No. WR9X489 & WR9X502.** Features straight terminals and non-movable wires.  
**No. 9X330DS.** Features metal motor, visible fly wheel, movable wires and bent wire terminals.  
**No. WR9X4806.** Features plastic casing, bent terminals and external leads.

| Order No. | Defrost    |           | Replaces |
|-----------|------------|-----------|----------|
|           | Freq. Hrs. | Dur. Min. |          |
| WR9X483   | 10         | 30        | GE       |
| WR9X489   | 16         | 35        | GE       |
| WR9X502   | 6          | 25        | GE       |
| WR9X330DS | 6          | 25        | GE       |
| WR9X480   | 6          | 25        | GE       |

## DOOR HINGE & CAM KITS

Refrigerator



For use in 18 to 24 cu. ft. side-by-side refrigerators. Fits left or right.

| Order No.  | For Use With       |
|------------|--------------------|
| WR13X10020 | GE & Hotpoint      |
| WR49X5124* | GE, Hotpoint & RCA |

\* Screw holes 1/4" apart.

## DOOR GASKETS

Fresh Food – Refrigerator



| Order No.  | Replaces                               | For Use With   |
|------------|--|--|
| WR24X10231 | –                                      | GE   |
| WR24X10229 | WR24X10051                             | –  |
| WR24X450   | 12859, WR24X0450, WR24X0459 & WR24X459 | GE CTE16EYTBWH, CTE18GATNRWH, CTE18GPERAD, CTE18GPERWH & CTE18GPKRAD |

## DOOR GASKETS

Refrigerator



Measures 39-1/2" H x 39-3/4" W. White.

| Order No.  | Replaces                         | For Use With  |
|------------|----------------------------------|---|
| WR24X446   | –                                | GE & Hotpoint   |
| WR24X10236 | WR24X0558, WR24X10052 & WR24X558 | GE GTH18EBTWW, GTS18HCSFRCC, HTH18GBTCC, HTH18GBTWW & HTH18GCTWW    |
| WR24X526   | WR24X0526                        | GE CSK27PFTCAA, CSK27PFTCWW, CSK27PFXAAA, CSK27PFXABB & CSK27PFXAWW |

## DOOR CLOSING CAMS

Refrigerator



Black.

| Order No.  | Replaces   |
|------------|--|
| WR2X4901   | GE, Hotpoint, JC Penney, Kenmore, RCA, & WR02X4901 |
| WR02X10140 | WR2X8830, WR2X9421 & WR2X9491                      |

## VEGETABLE CRISPER COVERS

Refrigerator



| Order No.  | Dim. In. W x D  |
|------------|-----------------|
| WR32X10398 | 24-1/8 x 18-3/4 |

# GENERAL ELECTRIC – Refrigerator

## DRAWER SLIDES

Refrigerator



White.  
**No. WR72X242.** Replaces WR72X0242.  
**No. WR72X207.** Replaces WR72X0086, WR72X0156, WR72X0182, WR72X0207, WR72X0231, WR72X156, WR72X182, WR72X231, WR72X5047 & WR72X86.

| Order No.        | Desc. | Lgth. In. | For Use With   |
|------------------|-------|-----------|--|
| <b>WR72X208</b>  | Right | 14-3/4    | GE & Hotpoint  |
| <b>WR72X209</b>  | Left  | 14-3/4    | GE SXDRAWH, CSC20EASAAD, CSC20EASAWH, CSC22GASAWH & CSC22GRAAD |
| <b>WR72X239</b>  | Left  | 16        | GE, Hotpoint, Kenmore & RCA                                    |
| <b>WR72X240</b>  | Right | 16        | GE, Hotpoint, Kenmore & RCA                                    |
| <b>WR72X206</b>  | Right | 16-1/4    | GE & Hotpoint  |
| <b>WR17X2769</b> | Right | 18        | GE, Hotpoint & Kenmore   |
| <b>WR72X242</b>  | Right | 12        | GE & Hotpoint  |
| <b>WR72X207</b>  | Left  | 16-1/4    | GE & Hotpoint  |

## DAIRY DOOR BINS

Refrigerator



Clear.

| Order No.         | For Use With |
|-------------------|--------------|
| <b>WR22X10012</b> | GE           |

## DOOR SHELF END CAPS

Refrigerator



White.

| Order No.         | Desc.                          | For Use With  |
|-------------------|--------------------------------|---|
| <b>WR2X7674</b>   | -                              | GE CTT24GATHRWH, CTX14AMCRWH, CTX14AMDLD, CTX14AMDRAD & CTX14AMDRWH |
| <b>WR2X7975</b>   | 1-7/8 W pins                   | GE & Hotpoint   |
| <b>WR2X8345</b>   | For 2" straight or curved bars | GE & Hotpoint   |
| <b>WR2X9144</b>   | For 2" straight or curved bars | GE & Hotpoint   |
| <b>WR2X9162</b>   | 3/4 W (for 1-3/8 curved bars)  | GE, Hotpoint & Kenmore  |
| <b>WR71X10080</b> | 22-3/4" L x 2" H               | GE, Hotpoint & Kenmore  |

## DISPENSER LIGHT BULBS

Refrigerator



| Order No.         | Volts | For Use With   |
|-------------------|-------|--|
| <b>WR02X12208</b> | 12    | GE BSS25JFRJWW, CSS25USWASS, CSS25USWCSS, CSS25USWSS & GSF25XGWABB, Hotpoint & RCA |

## DOOR SPRINGS

Refrigerator



For use with dispenser doors on GE and Hotpoint brands.

| Order No.         | For Use With  |
|-------------------|---|
| <b>WR02X10585</b> | GE BSS25GFPACC, BSS25GFPAAW, BSS25JFRFVW, BSS25JFRJWW & BSS25JFRVWW |

Electrolux & Frigidaire

GE & Hotpoint

Whirlpool & Maytag

Cooking & Gas Products

Dishwasher, Disposer & Water Heater

Laundry

Refrigeration

Fittings, Venting & Installation

Electrical

Plumbing

Property Maintenance

Motors

HVAC/R

Chemicals

Charging, Recovery & Welding

Test Equip., Tools & Service Acc.



# GENERAL ELECTRIC – Refrigerator/Water Filtration

## SHELF RETAINER BARS

Refrigerator



For use on GE brands. Measures approximately 21" x 2".

Order  
No.

WR17X3691

Color  
White

## FIXED SHELVES

Refrigerator



Order  
No.

WR17X11889

Desc.

Fixed refrigerator shelf

## LIGHT SWITCHES

Refrigerator



No. WR2X10530. Replaces WR23X10175.

Order  
No.

WR23X23343

For Use  
With

GE

WR23X10725

GE, Hotpoint  
& RCA

## UNION CONNECTORS

Refrigerator



For use with plastic water lines. Features 5/16" x 5/16" connections. Measures approximately 1-1/2" long.

Order  
No.

WR02X11330

For Use With

GE BSS25GFPACC, BSS25GFPAWW,  
BSS25JFRFWW, BSS25JFRJWW &  
BSS25JFRWW

## PUSH-IN COUPLINGS

Refrigerator



For use with plastic water lines in GE and Hotpoint brands. Features 5/16" connections.

Order  
No.

WR02X10471

Replaces

WR02X12349 & WR2X10471

## UNDER SINK WATER FILTERS

Dual Stage



Features pre-filter with carbon-block post filter and 600-gallon/6-month filter life.

Order  
No.

FXSVC

Desc.

Dual stage filter cartridge

## REFRIGERATOR WATER FILTERS

SmartWater Plus™



Features carbon media, filter change indicator light and 500-gallon/1-year filter life.

Order  
No.

GSWF

For Use With

GE GTS18KHP, GTS18SHP, GTS22KHP,  
GTH22SHP, PTS22LHP, PTS22SHP, PTS25LHP,  
PTS25SHP, PDS20MCP, PDS20SCP, PDS22MCP  
& PDS22SCP

## REFRIGERATOR WATER FILTERS

SmartWater™



Features activated carbon media, twist-and-lock design and filter life of up to 6 months with sticker change indicator.

Order  
No.

GXRTDR

Desc.

Refrigerator water filter

## REFRIGERATOR WATER FILTERS

Fast Fill – SmartWater™



For use in GE bottom-mount and top-mount refrigerators with water filtration systems. Features carbon block media and 300-gallon/6-month filter life.

Order  
No.

MSWF

Desc.

SmartWater™ Fast Fill water filter

# GENERAL ELECTRIC – Water Filtration

## REFRIGERATOR WATER FILTERS

SmartWater™



Features carbon block media and 300-gallon/6-month filter life.

**Order No.**

**Replaces**

**MWFP**

GWF01, GWF06, HWF, FXRC, FXRT, MXRC, HXRT, WR97X1006 & 46-9905

## REFRIGERATOR WATER FILTERS

Canister – SmartWater™



For use in older GE and Hotpoint refrigerators with water filters. Features 6-month filter life.

**Order No.**

**Replaces**

**MXRC**

Culligan MXRC, FXRC, FXRT & HXRT, Kenmore 9905 & 46-9905

## REVERSE OSMOSIS FILTERS



For use in large and extra large capacity models. Features thin film polyamid design.

**Order No.**

**For Use With**

PNRV12 & GXRV10

## REVERSE OSMOSIS FILTERS

Carbon Block



For use in GE premium filtration drinking water systems. Includes carbon pre and post reverse-osmosis filters.

**Order No.**

**For Use With**

**FX12P**

GXRV10, GXR10 & PNRV12

## SEDIMENT FILTERS

Heavy-Duty – SmartWater™



Reduces sand, sediment and rust. Fits in #10 big blue whole house water filter systems. Features pleated paper construction and 24,000-gallon/3-month filter life. Measures 10" L x 4-1/2" diameter.

**Order No.**

**Micron Rating**

**For Use With**

**FXHSC**

30

Culligan & Omni

## HOUSEHOLD WATER FILTERS

Heavy-Duty



FXHTC

FXWTC

Reduces chlorine, sand, soil, silt, sediment and rust. 3-month filter life. **No. FXHTC.** Features activated carbon media. Measures 10" L x 4-1/2" diameter.

**No. FXWTC.** Features spiral wound carbon paper construction. Measures 10" L x 2-1/2" diameter.

**Order No.**

**Cap. Gal.**

**For Use With**

**FXHTC**

30,000

GXWH40L, GXWH30C, HDSFI, GXWH35F & GNWH38F

**FXWTC**

15,000

GXSH01C, GXWH08C, GXWH04F & GXWH20F

## WATER FILTERS

Single Stage



FXULC

FXUTC

Features activated carbon block construction. 6-month filter life.

**Order No.**

**Cap. Gal.**

**For Use With**

**FXULC**

600

GX1S15, GX1S01C & GN1S15

**FXUTC**

3000

GX1S15, GX1S01C, GX1S04C & GN1S15

Electrolux & Frigidaire

GE & Hotpoint

Whirlpool & Maytag

Cooking & Gas Products

Dishwasher, Disposer & Water Heater

Laundry

Refrigeration

Fittings, Venting & Installation

Electrical

Plumbing

Property Maintenance

Motors

HVAC/R

Chemicals

Charging, Recovery & Welding

Test Equip., Tools & Service Acc.

# GENERAL ELECTRIC – Water Filtration

## SEDIMENT FILTERS

SmartWater™



For use in whole-house water filter systems and reverse osmosis systems with 10" x 2-1/2" filters. Reduces sand, soil, silt, sediment and rust. Features polypun construction and 16,000-gallon/3-month filter life. Measures 9- 7/8" L x 2-3/8" diameter.

**Note:** Also known as GE FXUSC rev. 2 filter, which replaces original FXUSC filter.

| Order No.    | Micron Rating |
|--------------|---------------|
| <b>FXUSC</b> | 30            |

## HOUSEHOLD WATER FILTERS



Features activated carbon construction and 6-month filter life.

| Order No.     | PSI Min./Max. | Dim. In. L x Dia. |
|---------------|---------------|-------------------|
| <b>GXRTRD</b> | 25/125        | 14 x 2            |

## WATER FILTER ADAPTERS

Refrigerator – SmartWater™

For use on refrigerators with MWF or GSWF water filters when replacing filter for first time. Attaches to top of filter before installation.

| Order No.      | For Use With  |
|----------------|---|
| <b>ADAPTER</b> | Culligan FXRC, FXRT, MXRC & HXRT, GE WR97X10006 & Kenmore 46-9905 |

## WATER FILTER O-RINGS



For use sealing water filter housing cap to water filter housing sump to prevent leaks. Can be used with GE SmartWater™ housings.

| Order No.         | Dim. In. ID x OD |
|-------------------|------------------|
| <b>WS03X10038</b> | 3-5/16 x 3-9/16  |

## O-RING LUBRICANTS



Food-grade silicone grease used to prevent leaks and improve sealing in O-rings.

| Order No.         | Size Oz. |
|-------------------|----------|
| <b>WS60X10005</b> | .1       |

**Our daily objective is to meet and greet our customers in a prompt, kind and courteous manner.**

# WHIRLPOOL – Compactor/Disposer/Dishwasher

## TRASH COMPACTOR BAGS

Paper



Features 2-ply design with inner plastic liner and pre-cuffed, double-fold bottom. Kraft paper construction. Puncture resistant. 12/pkg.

| Order No. | Lgth. In. | For Use With  |
|-----------|-----------|---|
| 675186    | 15        | Whirlpool, Sears, Magic Chef, O'Keefe & Merritt & Gaffers & Sattler |

## TRASH COMPACTOR ACTUATORS



| Order No. | For Use With |
|-----------|--------------|
| W10342596 | Whirlpool    |

## TRASH COMPACTOR BAGS

Plastic



Features Slip-N-Grip® construction. White. 15/pkg.

| Order No.   | Size In. | Replaces |
|-------------|----------|----------|
| W10165295RP | 15       | 4318921  |
| W10165296RP | 18       | 4318938  |

**Need help with specifications?  
Our knowledgeable staff  
will be happy to  
assist you!**

## GARBAGE DISPOSERS



84211601

84211643

Features continuous-feed operation, overload protection with manual reset and corrosion resistant components. 1725 RPM, 1/2 HP motor.

No. 84211601. Measures 11-3/8" H x 6-5/16" W. Requires 15A or 20A, 60 Hz and 120V.

No. 84211643. 26-oz. chamber capacity. Includes dishwasher connection.

| Order No. | Replaces  |
|-----------|---|
| 84211601  | GC2000XE  |
| 84211643  | 4211569, 4211643, 8174358, 84211569, 84211643 & KDB250S |

## DOOR SPRING KITS

Dishwasher



Includes wire retainer and red plastic tip.

| Order No. | Dim. In. Dia. x L |
|-----------|-------------------|
| 675611    | 3/4 x 3-1/8       |

## THERMAL FUSE KITS

Dishwasher



675796

No. 675796. Includes wire harness.

| Order No. | For Use With                |
|-----------|-----------------------------|
| 675813    | Whirlpool, Kenmore & Estate |
| 675796    | Whirlpool & Kenmore         |

## CHOPPER & IMPELLER KITS

Dishwasher



Includes motor shaft seal.

| Order No. | Replaces  | For Use With                                 |
|-----------|---|--|
| 675806    | 302706, 302718, 303032, 303510, 303539, 3376402, 3378175, 3378176, 675495, 675500, 675501, 675514, 675705 & 8193522 | Sears Kenmore, KitchenAid, Whirlpool & Roper |

## SPRAY ARMS

Dishwasher



8193504

8539324

675808

No. 8193504. Replaces 8268298 and 308RW. No. 8539324. Replaces 9742994 and 8268844.

No. 675808. Includes spray arm, delivery tube, bearing and hanger. White.

| Order No. | Desc.           | For Use With                                 |
|-----------|-----------------|--|
| 8193504   | Upper           | —  |
| 8539324   | Upper mount     | Whirlpool, Kenmore & KitchenAid              |
| 675808    | Middle manifold | Whirlpool, Sears Kenmore, KitchenAid & Roper |

# WHIRLPOOL – Dishwasher

## DOOR GASKETS

Dishwasher



| Order No.        | Color | Lgth. In. | For Use With  |
|------------------|-------|-----------|---|
| <b>W10509257</b> | Gray  | 60        | Maytag ADB1000AWB1, ADB1000AWD1, ADB1000AWQ1, ADB1000AWW0, ADB1000AWW1, CDB4000AWB0, CDB4000AWW0 & CDB4000XB0, Whirlpool, Kenmore, Estate & Roper |
| <b>8193942</b>   | Black | 73        | KitchenAid & Whirlpool  |
| <b>902894</b>    | Black | –         | Maytag  |
| <b>W10542314</b> | Black | –         | Whirlpool   |

## WHEEL ASSEMBLIES

Upper Rack – Dishwasher



| Order No.     | Dia. In. | For Use With                                |
|---------------|----------|---|
| <b>903093</b> | 1-1/4    | Maytag, Whirlpool, Amana, Admiral & Kenmore |

## DOOR SPRING LINKS

Dishwasher



| Order No.     | For Use With |
|---------------|--------------|
| <b>912653</b> | Maytag       |

## DISHWASHER BEARINGS



3376846

No. **9742946**. For use in top of newer model lower spray arms. Nylon construction.

No. **3376846**. For use under lower spray arm.

| Order No.      | Desc.                       |
|----------------|-----------------------------|
| <b>9742946</b> | Radial bearing              |
| <b>3376846</b> | Spray arm seal/bearing ring |

## RACK ROLLER AXLES

Dishwasher



| Order No.      | For Use With                      |
|----------------|-----------------------------------|
| <b>4162321</b> | KitchenAid 4162322 wheel assembly |

## WHEEL ASSEMBLIES

Lower Rack – Dishwasher



99002780

99003149

4162322

No. **99002780**. Replaces 1012085, 903095 and AP3482404.  
No. **4162322**. White plastic construction.

| Order No.       | Dia. In. | For Use With  |
|-----------------|----------|---|
| <b>99002780</b> | –        | Amana ADB1200AWB, ADB1200AWQ, ADB1200AWS, ADB1200AWW, ADB1500AWB & ADB1500AWQ, Maytag ADB1200AWQ & ADB1200AWS, Whirlpool, Admiral, Jenn Air & Caloric |
| <b>99003149</b> | 1-3/4    | Jenn Air JDB1060AWB, JDB1060AWQ, JDB1060AWS, JDB1060AWW, JDB1080AWB, JDB1080AWQ & JDB1080AWS, Maytag JDB1060AWS                                       |
| <b>4162322</b>  | 1-3/8    | KitchenAid 4162321 rack roller axle   |

## MANIFOLD TUBES

Dishwasher



Features blue, thin-wall design.

| Order No.      | For Use With                    |
|----------------|---------------------------------|
| <b>4171544</b> | KitchenAid, Whirlpool & Kenmore |

## THERMAL FUSE KITS

Dishwasher



Includes wiring harness.

| Order No.      | For Use With                                 |
|----------------|--|
| <b>8193762</b> | Sears Kenmore, KitchenAid, Whirlpool & Roper |



# WHIRLPOOL – Dishwasher

## DOOR LINKS

Dishwasher



Measures 6' L. Includes (2) rollers, (2) mounts and (2) rope cables.

| Order No. | Replaces | For Use With                    |
|-----------|----------|---------------------------------|
| 8194001   | -        | KitchenAid, Whirlpool & Kenmore |

## HEATING ELEMENTS

Dishwasher



W10518394

8194200

No. **W10518394**. For use with plastic tubs.  
No. **8194200**. For use with stainless steel tubs. Includes electronic control and instructions.

| Order No. | Replaces                                 | For Use With                                   |
|-----------|--|--|
| W10518394 | 8193996                                  | Whirlpool, Inglis, Kenmore, KitchenAid & Roper |
| 8194200   | AP3841139, 1094552, PS985207, PT11523417 | Whirlpool & Kenmore                            |

## MOUNTING BRACKETS

Dishwasher



For use in mounting on tall tub side under solid surface countertops.

| Order No. | Desc.             |
|-----------|-------------------|
| 8212560   | Mounting brackets |

## CHOPPER ASSEMBLIES

Dishwasher



| Order No. | For Use With                    |
|-----------|---------------------------------|
| 8268383   | Whirlpool, KitchenAid & Kenmore |

## WHEEL ASSEMBLIES

Dishwasher



No. **8268655**. For use with Whirlpool, KitchenAid & Kenmore.

| Order No. | Desc.                      |
|-----------|----------------------------|
| 8268655   | Upper dish rack            |
| 8268743   | Dish rack stationary wheel |
| 8268785   | Mount wheel, stationary    |

## TINE PIVOT CLIPS

Dishwasher

| Order No. | Desc.           |
|-----------|-----------------|
| 8268816   | Tine pivot clip |

## DISHWASHER NUTS

No. **8268873**. Measures 1-1/2" to 1-3/4" diameter x 2" length. Light gray.  
No. **9742945**. For use in holding down lower spray arm. Dark gray.

| Order No. | Desc.               | For Use With                         |
|-----------|---------------------|--------------------------------------|
| 8268873   | Lower spray arm nut | Whirlpool, Kenmore, Estate & Crosley |
| 9742945   | Hold down nut       | -                                    |

## DOOR HANDLE LATCHES

Dishwasher



Black.

| Order No. | Replaces                   |
|-----------|----------------------------|
| 8269117   | 8269167, 8269168 & 8270115 |

## DRAIN HOSES

Dishwasher



Measures 3/4" ID at one end and 7/8" OD at the other. White.

| Order No. | Lgth. In. | For Use With |
|-----------|-----------|--------------|
| 8269144A  | 79        | Whirlpool    |

## UPPER MOUNTING BRACKETS

Dishwasher



| Order No. | For Use With  |
|-----------|---|
| 8269145   | Whirlpool 7DU1100XTSQ1, 7DU1100XTSS1, 7GU2300XTVQ0, 7GU2300XTVQ1, 7GU2300XTVS0 & 7GU2300XTVS1 |

## DOOR SWITCHES

Dishwasher



| Order No. | For Use With  |
|-----------|---|
| 8269209   | Whirlpool, Maytag, KitchenAid, Jenn Air, Amana & Magic Chef |

## DOOR BALANCE SPRINGS

Dishwasher



| Order No. | For Use With  |
|-----------|---|
| 8270182   | Maytag JDB3200AWB0, JDB3200AWB1, JDB3200AWB2, JDB3200AWB3, JDB3200AWS0, JDB3200AWS1 & JDB3200AWS2 |

Electrolux & Frigidaire

GE & Hotpoint

Whirlpool & Maytag

Cooking & Gas Products

Dishwasher, Disposer & Water Heater

Laundry

Refrigeration

Fittings, Venting & Installation

Electrical

Plumbing

Property Maintenance

Motors

HVAC/R

Chemicals

Charging, Recovery & Welding

Test Equip., Tools & Service Acc.

# WHIRLPOOL – Dishwasher

## WATER INLET VALVES

Dishwasher



8531669      W10158389

| Order No.        | Replaces          | For Use With           |
|------------------|-------------------|------------------------|
| <b>8531669</b>   | 8268572           | Whirlpool & KitchenAid |
| <b>W10158389</b> | 8563406 & 8558987 | Whirlpool              |

## PUMP & MOTOR ASSEMBLIES

Dishwasher



W10782773      W10757217      W10237169

No. **8534942**. Includes impeller, seals and capacitor.

| Order No.        | For Use With       |
|------------------|--------------------|
| <b>W10782773</b> | Whirlpool          |
| <b>W10757217</b> | Whirlpool & Maytag |
| <b>W10237169</b> | —                  |

## RINSE AID CAPS

Dishwasher



| Order No.      | For Use With  |
|----------------|---|
| <b>8558307</b> | Whirlpool 7DU1100XTSQ1, 7DU1100XTSS1, 7GU2300XTVQ0, 7GU2300XTVQ1, 7GU2300XTVS0 & 7GU2300XTVS1 |

## CONTROL BOARDS

Dishwasher.



| Order No.        | For Use With   |
|------------------|--|
| <b>W10084141</b> | Whirlpool, KitchenAid, Kenmore, Estate, Roper & Maytag |
| <b>W10084142</b> | KitchenAid, Roper & Kenmore                            |
| <b>8564547</b>   | —  |
| <b>8564543</b>   | —  |

## FILL HOSES

Dishwasher



Features braided nylon construction. Includes 3/8" compression fitting and elbow.

| Order No.        | Lgth. Ft. | For Use With |
|------------------|-----------|--------------|
| <b>4396897RW</b> | 6         | Whirlpool    |

## DRIVE BELTS

Dishwasher



Clear.

| Order No.        | Dim. In. Dia. x L | For Use With |
|------------------|-------------------|--------------|
| <b>6-9021150</b> | 1/4 x 25-3/8      | Maytag       |

## HOUSING ASSEMBLY DISCHARGES

Dishwasher



| Order No.       | Replaces            |
|-----------------|---------------------|
| <b>6-917075</b> | 99002068 & 99002461 |

## SILVERWARE BASKETS

Dishwasher



For use with vertical axis models. Includes cover. Handle not included. Gray.

| Order No.       | Dim. In. L x W x H | For Use With                        |
|-----------------|--------------------|-------------------------------------|
| <b>6-918873</b> | 9 x 5 x 7          | Whirlpool, Amana, Jenn Air & Maytag |

**Quality Products**

**Quality People**

# WHIRLPOOL – Dishwasher/Dryer

## DOOR LATCHES

Dishwasher



| Order No.        | Color  | Replaces   | For Use With  |
|------------------|--------|--|---|
| <b>W10275768</b> | –      | –  | Maytag MDC4650AWB0, MDC4650AWB1 & MDC4650AWB2   |
| <b>W10130698</b> | –      | –  | Whirlpool   |
| <b>W10130697</b> | –      | 99003359, 99002990, AP4264083, 1266730, PS2180049 & PT12790302 | ADB1500AWW, ADB2500AWW, ADB3500AWW, CDB1500AWW, DDB1501AWW, ADB1200AWW, ADB2200AWW & DWD1500AWW |
| <b>W10130694</b> | White  | 99002579   | Whirlpool   |
| <b>W10130695</b> | Black  | 99002577   | Whirlpool, Maytag, Caloric & Jenn Air   |
| <b>W10130696</b> | Bisque | –  | Whirlpool & Maytag  |

## DETERGENT DISPENSERS

Dishwasher



| Order No.        | Desc.               |
|------------------|---------------------|
| <b>W10224430</b> | Detergent dispenser |
| <b>W10195174</b> | Detergent dispenser |

## FAUCET ADAPTERS

Dishwasher



For use with portable dishwashers on faucets with external threads.

| Order No.        | Replaces  | For Use With           |
|------------------|---|------------------------|
| <b>W10254672</b> | 4160963, 3374592, 4170538, 4170540, 4170551, 4161359, 80582 & 4170552 | Whirlpool & KitchenAid |

## ELBOW FITTINGS

Dishwasher



| Order No.        | Dim. In.  |
|------------------|-----------|
| <b>W10685193</b> | 3/4 x 3/8 |

## DISHWASHER & DISPOSAL CLEANERS

Affresh™



| Order No.        | Pkg. Qty. |
|------------------|-----------|
| <b>W10282479</b> | 6         |

## LOWER RACK ASSEMBLIES

Dishwasher



Includes rollers and adjustable tines.

| Order No.        | For Use With           |
|------------------|------------------------|
| <b>W10311986</b> | Whirlpool & KitchenAid |

## GAS CONVERSION KITS

Dryer



For use in converting dryers from natural gas to LP gas.

| Order No.         | For Use With     |
|-------------------|------------------|
| <b>49572A</b>     | Whirlpool brands |
| <b>W10606694A</b> | Whirlpool brands |

Electrolux & Frigidaire

GE & Hotpoint

Whirlpool & Maytag

Cooking & Gas Products

Dishwasher, Disposer & Water Heater

Laundry

Refrigeration

Fittings, Venting & Installation

Electrical

Plumbing

Property Maintenance

Motors

HVAC/R

Chemicals

Charging, Recovery & Welding

Test Equip., Tools & Service Acc.

# WHIRLPOOL – Dryer

## LEVELING FEET

Dryer



Order No.

For Use With

49621

Whirlpool IGD4100SQ, MEDB850WL, MGDE400XW, WED5530SQ0, WED5700SW0, WED6200SW0 & WED8300SW0, Maytag

## GAS DRYER IGNITERS



37001308

**No. 37001308.** Features silicone carbide design. Includes ceramic holder, 5" leads and plug.

**No. 279311.** Features silicone carbide design. Includes ceramic holder.

**No. 4391996.** Replaces flat dryer igniters with (2) male plugs at the molex connector.

| Order No. | Replaces   | For Use With                                       |
|-----------|--|--|
| 37001308  | 40069801P, 40069801, 61076, 56970, R0610056,                 | Amana & Speed Queen                                |
|           | 369P3, 60868P, 503604, 58823, Y61076,                        |  |
|           | R0610065, R0611504, 56408 & 60868                            |  |
|           | 304970, Y304970 & 4391996                                    |  |
|           | Whirlpool, Roper, Estate, KitchenAid, Maytag & Sears Kenmore |  |
| 31001556  | –  | Whirlpool, Maytag & Jenn Air                       |
| 4391996   | 304970 & Y304970   | Maytag, Whirlpool, Amana, Speed Queen & Magic Chef |

## TERMINAL BLOCK KITS

Dryer



Order No.

For Use With

279320

Whirlpool

## TERMINAL BLOCK SCREW KITS

Dryer



For use with power line block 279304 or 279320. Includes (3) screws and (3) nuts.

Order No.

Desc.

279393

Terminal block screw kit

## HEATING ELEMENT CONNECTION WIRES

For use with electric dryers. Replaces damaged ends on 4391960, 279838 and similar heaters with large terminals. 6" length. Includes wire nut.

Order No.

Desc.

279457

Heating element connection wire

## DOOR STRIKE & LATCH KITS

Dryer



279570



306436

**No. 306436.** Replaces 33001791, R0601523, W10116757 & Y313912. Includes plastic latch, plated tension spring and black metallic clip. White.

Order No.

For Use With

279570

Whirlpool, IGD4100SQ, LE4930XKW0, LE5650XKW1, MGDE400XW, WED5530SQ0, WED5700SW0 & WED8300SW0

306436

Maytag

## IDLER PULLEY KITS

Dryer



279640

6-3700340



Y54414

**No. Y54414.** Measures 2-1/4" dia. x 1" W.

Order No.

For Use With

279640

Whirlpool

6-3700340

Whirlpool & Maytag

Y54414

Maytag, Amana, Speed Queen & Magic Chef

## THERMOSTAT KITS

Dryer



Includes thermal cut-off (352° F) and high-limit thermostat (L250 - 80° F).

Order No.

For Use With

279769

Whirlpool, Kenmore, KitchenAid & Roper

## DRYER MOTORS



279827

**No. 279827.** For use in dryers with cabinet width of 29" and lint filter on top.

**No. 2200376.** Blower wheel threaded onto shaft. 1/3 HP. Includes belt pulley.

**No. 279787.** For use in dryers manufactured after 1997 with cabinet width of 27" and lint filter inside door. 1/3 HP.

Order No.

For Use With

279827

Whirlpool, Roper, Estate, Kirkland Signature, KitchenAid & Sears Kenmore

2200376

–

279787

Whirlpool, Roper, Estate, Kirkland Signature, KitchenAid & Sears Kenmore

# WHIRLPOOL – Dryer

## THERMOSTAT & FUSE KITS

Dryer



No. **LA-1053**. Includes thermostat and (2) thermal fuses.  
 No. **279973**. Includes high-limit thermostat.  
 No. **279816**. Includes thermostat, thermal fuse, hardware and instructions.

| Order No.      | For Use With  |
|----------------|---|
| <b>LA-1053</b> | Maytag ADE20K3CKDA, ADE20K3CKDH, ADE20K3CKDW, ADE20K3W, ADE20K4A & ADE20N3V |
| <b>279973</b>  | –   |
| <b>279816</b>  | Whirlpool, Kenmore, KitchenAid, Roper & Estate                              |

## GAS VALVE COIL KITS

Dryer



| Order No.     | Replaces                                    |
|---------------|---|
| <b>279834</b> | Kenmore 279834, Whirlpool 279834 & 12001349 |

## FELT SEALS

Dryer



No. **314820**. Measures 1-5/8" W.  
 No. **280114**. For use with front-blower models. Adhesive cement not included.  
 No. **279857**. Measures 82" L x 26" dia. Includes adhesive cement and instructions.

| Order No.     | For Use With                 |
|---------------|------------------------------|
| <b>314820</b> | Maytag, Whirlpool & Jenn Air |
| <b>280114</b> | –                            |
| <b>279857</b> | Whirlpool & Kenmore          |

## THERMAL CUT-OFF KITS

Dryer



| Order No.        | For Use With   |
|------------------|--|
| <b>W10480709</b> | Whirlpool, Maytag, Roper, Kenmore, Estate & KitchenAid |

## DRUM ROLLER WASHERS

Dryer



Measures 7/8" dia.

| Order No.     | For Use With                 |
|---------------|------------------------------|
| <b>312535</b> | Whirlpool, Maytag & Jenn Air |

## FLAME SENSORS

Gas Dryer



Senses igniter heat and activates burner valve.

| Order No.     | Replaces   | For Use With                |
|---------------|--|-----------------------------|
| <b>338906</b> | 14205529, 14210083, 14218928, 2681, 303377, 56231, 63-5013, AP2910747, PS344761, R0611503 & Y56231 | Maytag, Whirlpool & Kenmore |

Electrolux & Frigidaire

GE & Hotpoint

Whirlpool & Maytag

Cooking & Gas Products

Dishwasher, Disposer & Water Heater

Laundry

Refrigeration

Fittings, Venting & Installation

Electrical

Plumbing

Property Maintenance

Motors

HVAC/R

Chemicals

Charging, Recovery & Welding

Test Equip., Tools & Service Acc.



# WHIRLPOOL – Dryer

## LINT FILTERS

Dryer



349639

| Order No.        | Color | Dim. In. L x W | For Use With  |
|------------------|-------|----------------|---|
| <b>37001142</b>  | White | 15-1/2 x 7     | Admiral ADE7005AKW, ADE7005AYW, ADE9005AGW & ADG7005AWW, Crosley CDE6505AZW, CDE6505W, CDE9505AZW & CDE9505W, Maytag, Whirlpool, Amana, Speed Queen & Kenmore |
| <b>33001808</b>  | White | 12 x 7         | Crosley CDE4205AYJ, CDE4205AYW, CDE4205AZJ, CDE4205AZW, CDG4205AWJ & CDG4205AWW, Maytag MDE16CSAYQ & MDE16CSAZQ   |
| <b>W10120998</b> | –     | 12 x 11        | Whirlpool, Maytag, KitchenAid & Kenmore   |
| <b>33002970</b>  | –     | 8-3/4 x 12-3/8 | Maytag, Magic Chef, Amana, Speed Queen, Montgomery Wards & Jenn Air   |
| <b>33001003</b>  | Tan   | –              | Maytag, Magic Chef, Amana, Speed Queen, Jenn Air & Sears Kenmore  |
| <b>53-0918</b>   | –     | –              | Maytag, Magic Chef, Admiral, Norge, Montgomery Wards, Jenn Air & Crosley  |
| <b>31001640</b>  | –     | –              | Maytag & Amana  |
| <b>349639</b>    | –     | 20-3/4 x 7-1/2 | –   |
| <b>339392V</b>   | –     | 17-5/8 x 7-1/8 | Whirlpool, Kenmore, Roper & KitchenAid  |
| <b>W10717210</b> | White | 22-1/4 x –     | Whirlpool & KitchenAid  |

## DRYER BELTS



| Order No.       | No. Ribs | Lgth. In. | Width In. | For Use With                           |
|-----------------|----------|-----------|-----------|--|
| <b>33002535</b> | 5        | 91-5/8    | 3/8       | Maytag                                 |
| <b>341241</b>   | Multi    | 92        | –         | Whirlpool, Kenmore, KitchenAid & Roper |
| <b>661570V</b>  | 4        | 93        | 1/4       | Whirlpool, Sears Kenmore & Roper       |
| <b>3394652</b>  | 4        | 79-1/8    | 1/4       | –                                      |
| <b>Y312959</b>  | 5        | 100       | 3/8       | Whirlpool, Maytag & Jenn Air           |

## IDLER PULLEYS

Dryer



| Order No.     | Replaces   | For Use With                           |
|---------------|--|--|
| <b>691366</b> | 26/8207, 239477, 337116, 337407, 337510, 338946, 347034, 347226, 347227, 688166, 4319391 & DE411 | Whirlpool, Kenmore, Roper & KitchenAid |

## ACTUATOR SPRING STEELS

Dryer



| Order No.     | Desc.                        |
|---------------|------------------------------|
| <b>691581</b> | Spring steel for door switch |

## BLOWER WHEELS

Dryer



697772

694089

Y303836



53-0106



56000

No. **697772**. Measures 7-9/16" x 3".

No. **53-0106**. Measures 3-1/8" D, 7-1/2" fin dia., 6-3/4" hub dia. 1/2" motor shaft dia., 7/16" motor shaft dia. to flat side of shaft. Includes 20 standard fins.

| Order No.      | For Use With   |
|----------------|--|
| <b>697772</b>  | –  |
| <b>694089</b>  | Whirlpool 1276^0A, 1276W0A, 1CWD5100VQ0, 1CWED5100VQ0, 1CWED5100VQ1, 1CWED5200VQ0 & 1CWED5200VQ1 |
| <b>Y303836</b> | Magic Chef   |
| <b>53-0106</b> | –  |
| <b>56000</b>   | Speed Queen  |

# WHIRLPOOL – Dryer

## DRYER THERMOSTATS



3387134

3390291



3977767

W10423382

**No. 3387134.** Includes a built-in 120V anticipator heater and 3/16" terminals.

**No. 3390291.** Features 250° limit and (2) wires.

**No. 3977767.** Includes 3/16" and 1/4" wires.

**No. W10423382.** Features 205° F limit. Mounted on bracket.

### Dryer Thermostats

| Order No. | For Use With  |
|-----------|---|
| 3387134   | Whirlpool, KitchenAid & Kenmore   |
| 3390291   | —   |
| 3977767   | Whirlpool 1CWED5100VQ0, 1CWED5100VQ1, 1CWED5200VQ0, 1CWED5200VQ1, 1CWED5300VW0 & 1CWED5700VW0 |
| W10423382 | —   |

### Accessories



Features single-pole, single-throw design.

| Order No. | Desc.                |
|-----------|----------------------|
| 9759242   | Thermal cut-out fuse |

## THERMAL FUSES

### Dryer



3390719

3392519

3399849

**No. 3392519.** For use with 29" W dryers. Measures 2" x 1/2". Includes (2) 3/16" terminals.

**No. 3399849.** Includes (2) 1/4" terminals.

| Order No. | For Use With  |
|-----------|---|
| 3390719   | Whirlpool 3CG2901XSN1, 3CSP2760BN0, 3CSP2760BW0, 3CSP2761BN0, 3CSP2761BW0 & 3CSP2761BW1 |
| 3392519   | Whirlpool, Kenmore, KitchenAid, Roper & Estate  |
| 3399849   | —   |

## START SWITCHES

### Dryer



Features push-to-start design. Includes (2) terminals.

| Order No. | Desc.              |
|-----------|--------------------|
| 3395382   | Dryer start switch |

## TERMINAL BLOCK COVER PLATES

### Dryer



Covers terminal block access area where power cord enters cabinet. Dark gray.

| Order No. | Desc.                      |
|-----------|----------------------------|
| 3396795   | Terminal block cover plate |

## START SWITCHES

### Dryer



Features push-to-start design. Includes (4) terminals.

| Order No. | Desc.              |
|-----------|--------------------|
| 3398095   | Dryer start switch |

## POWER RELAYS

### Dryer



Features 4-wire design.

| Order No. | Desc.       |
|-----------|-------------|
| 3405281   | Power relay |

Electrolux & Frigidaire

GE & Hotpoint

Whirlpool & Maytag

Cooking & Gas Products

Dishwasher, Disposer & Water Heater

Laundry

Refrigeration

Fittings, Venting & Installation

Electrical

Plumbing

Property Maintenance

Motors

HVAC/R

Chemicals

Charging, Recovery & Welding

Test Equip., Tools & Service Acc.

# WHIRLPOOL – Dryer

## DOOR SWITCHES

Dryer



**No. W10820036.** For use as lid switch in washers or door switch in dryers. Replaces 359484.

| Order No.        | For Use With   |
|------------------|--|
| <b>3406107</b>   | Whirlpool 1CWD5100VQ0, 1CWED5100VQ0, 1CWED5100VQ1, 1CWED5200VQ0, 1CWED5200VQ1 & 1CWED5300VW0 |
| <b>3406105</b>   | Sears Kenmore, KitchenAid, Whirlpool & Roper   |
| <b>W10820036</b> | Whirlpool, KitchenAid, Roper & Kenmore   |

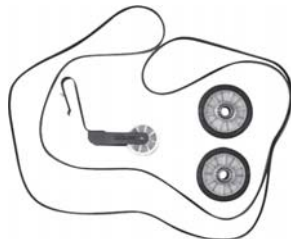
## PUSH-TO-START SWITCHES

Dryer



| Order No.      | For Use With |
|----------------|--------------|
| <b>3977456</b> | Whirlpool    |

## DRYER REPAIR KITS



For use in dryers with top-mounted lint screens. Includes (2) support wheels, idler pulley, drive belt, related components and instructions.

| Order No.      | For Use With                   |
|----------------|--------------------------------|
| <b>4392065</b> | Whirlpool, Maytag & KitchenAid |

## DRUM ROLLERS

Dryer



**No. 12001541.** Includes washer assembly.  
**No. 37001042.** Measures 3" dia.  
**No. 349241T.** Includes (2) drum support rollers and (4) tri-rings.  
**No. 62649P.** Replaces 56457, 62649, DE691, R0605559 & Y62649.

| Order No.        | For Use With                                |
|------------------|---|
| <b>12001541</b>  | Maytag                                      |
| <b>37001042</b>  | Admiral ADE7005AKW, ADE7005AYW & ADE9005AGW |
| <b>349241T</b>   | Whirlpool, Kenmore, KitchenAid & Roper      |
| <b>62649P</b>    | Maytag, Amana & Speed Queen                 |
| <b>W10314173</b> | Whirlpool                                   |

## STACKING KITS

Dryer




**No. 8541503.** Includes (2) adhesive pads, (2) brackets, (4) screws and instructions.  
**No. 8572546.** Includes instructions.

| Order No.      | For Use With         |
|----------------|----------------------|
| <b>8541503</b> | Duet                 |
| <b>8572546</b> | Duet Sport & Epic Z™ |

## DRYER HEATERS

| Order No.      | For Use With                                 |
|----------------|--|
| <b>8544771</b> | Whirlpool, Roper, KitchenAid & Sears Kenmore |



## CONTROL BOARDS

Dryer



| Order No.        | For Use With                           |
|------------------|--|
| <b>8546219</b>   | —                                      |
| <b>W10116565</b> | Whirlpool, Kenmore, Roper & KitchenAid |
| <b>8558753</b>   | Whirlpool                              |

# WHIRLPOOL – Dryer

## DRYER TIMERS



| Order No.      | For Use With                                 |
|----------------|--|
| <b>8566184</b> | Whirlpool, Roper, KitchenAid & Sears Kenmore |

## DRYER THERMISTORS



Black.

| Order No.      | For Use With   |
|----------------|--|
| <b>8577274</b> | Whirlpool 3LCE9100WQ0, 3LCGD9100WQ0, 7MGGW9200MW3, 7MMGE9959TB0, 7MMGE9959TW0 & 7MWGD8300SW1, Maytag, KitchenAid & Kenmore |

## CLOSE ELBOWS

Dryer – DuraSafe™



Features aluminum construction. For use with 90° turns and standard 4-1/2" clearance. Includes snap-lock fittings and rotating collars.

| Order No.        | Desc.                 |
|------------------|-----------------------|
| <b>4396006RW</b> | DuraSafe™ close elbow |

Let us be the first stop for all your product needs!

## DOOR CATCHES

Dryer



| Order No.       | For Use With   |
|-----------------|--|
| <b>W1011905</b> | Maytag MEDB200VQ, MEDB400VQ, MEDB800VQ, MEDB800VU, MEDB850WB0 & MEDB850WL0, Whirlpool MEDB850WB & MEDB850WL, Kenmore |

## LINT FILTER/SCREEN COVERS

Dryer



No. **W10812395**. Replaces 348400 & 685273.

| Order No.      | For Use With   |
|----------------|--|
| <b>8531964</b> | Whirlpool CEDC392PQ0, CEDC392PQ1, LDR3822PQ, LDR3822PQ0, LDR3822PQ1, LE4900XSW0 & LER3622PQ0 |

|                  |  |
|------------------|--|
| <b>W10812395</b> | Sears Kenmore, KitchenAid, Whirlpool & Roper |
|------------------|--|

## BEARING GLIDE KITS

Dryer



For use in models manufactured from 1970s to present. Includes glide, pads and (2) rivets.

| Order No.     | For Use With   |
|---------------|--|
| <b>306508</b> | Maytag, Magic Chef, Amana, Speed Queen, Jenn Air & Sears Kenmore |

## DRYER PADS



For use with washer/dryer combo units.

| Order No.      | For Use With  |
|----------------|---|
| <b>8537982</b> | Whirlpool 3XWHP1505SH0, 3XWHP1505SQ0, 3XWHP1505SU0, LAB2700MK2, LAB2700ML2 & LAB2700MQ2 |

## TIMER DIAL PLATES

Dryer



White.

| Order No.       | For Use With  |
|-----------------|---|
| <b>33001621</b> | Crosley CDE9500AZW, CDE9500W & CDG9500W, Maytag LDE4916ACE, LDE4916ADE, LDE5004ADW, LDE5005ADE & LDE5916ACE |

## DRUM GLIDES

Dryer



| Order No.       | For Use With                      |
|-----------------|-----------------------------------|
| <b>37001298</b> | Amana, Magic Chef, Norge & Maytag |

## DRYER KNOBS



White w/ gray stripe.

| Order No.      | Replaces  | For Use With   |
|----------------|---|--|
| <b>8574963</b> | 1194782, 8571944, 8574974, AP3962880, PS1488011 & 8574963 | Whirlpool 7MWGD8300SW1, MFWW8300SW02, WED8300SW, WED8300SW0, WED8300SW1 & WED8410SW1 |

Electrolux & Frigidaire

GE & Hotpoint

Whirlpool & Maytag

Cooking & Gas Products

Dishwasher, Disposer & Water Heater

Laundry

Refrigeration

Fittings, Venting & Installation

Electrical

Plumbing

Property Maintenance

Motors

HVAC/R

Chemicals

Charging, Recovery & Welding

Test Equip., Tools & Service Acc.

# WHIRLPOOL – Washer

## TUMBLER ROLLER SHAFTS

Dryer



Order No.

6-3129480

For Use With

Maytag

## IDLER ARMS

Dryer



Order No.

6-3705180

For Use With

Maytag, Admiral, Norge & Sears Kenmore

## BI-METAL FUSES

Washer



Order No.

W10258275

Desc.

Bi-metal fuse

## LID SWITCH ASSEMBLIES

Washer



285671

Stops washer when lid is opened during spin cycle.  
**No. 3949247V.** For use with direct-drive models. Includes leads and harness.

**No. 3355806.** For use with direct-drive models.

Order No.

285671

For Use With

Whirlpool, Kenmore, KitchenAid, Roper & Estate

3949247V

Whirlpool & Kenmore

3949238

Whirlpool

3355806

Whirlpool, KitchenAid, Kenmore, Maytag & Roper

W10619844

Maytag 7MMVWB850WL0, MVWB300WQ1, MVWB450WQ1, MVWB750WB, MVWB750WB1 & MVWB750WL1, Whirlpool MTW6300TQ0 & MTW6500TQ0

## SUSPENSION SPRINGS

Washer



W10207783



63907

Order No.

W10207783

For Use With

Whirlpool

Pkg. Qty.

3

63907

Whirlpool & Kenmore

1

## TOUCH-UP PAINTS

Appliance

6/10 fl. oz. Includes applicator brush.

Order No.

72017

Color

White

72032

Black

4392899

Biscuit



## AGITATOR DOGS

Washer



Drive top half of agitator as teeth lock into cogs. For use with direct-drive models. 4/pkg.

Order No.

80040

Replaces

285770 & 387091

For Use With

Whirlpool & Kenmore

## SEAL KITS

Washer



6-2095720

W10116791

**No. 6-2095720.** For use with 2-belt Maytag models. Includes hub and seal assembly and spanner nut.

**No. W10116791.** For use with top-load washers. Replaces 12002140, 12002470, Y2200460 & Y2204512. Includes hub, bearing, O-ring, agitator screw, seal nut, (4) inner tub screws with Loctite, (2) 2201455 plugs, (8) 2201458 plugs, hub gasket and instructions.

Order No.

6-2095720

Desc.

Stem & seal kit

For Use With

Direct-drive Whirlpool style models & original 2-belt Maytag models beginning A, LA or LAI

W10116791

Triple lip seal kit

Amana/Speed Queen style models, including Maytag, Jenn Air, Magic Chef, Amana, Speed Queen, Admiral, Norge, Crosley, & Sears Kenmore

35-6615

Transmission & seal kit

Norge/Admiral style models, including Maytag, Admiral, Amana, Crosley, Montgomery Wards & Norge



# WHIRLPOOL – Washer

## DRIVE BELTS

Washer



**No. 95405.** Features V-shaped, cog-tooth design. Measures 47-3/8" L x 1/2" W.

| Order No.        | Replaces                     | For Use With  |
|------------------|------------------------------|---|
| <b>21352320</b>  | 21352320 & 352320            | Older Norge/Admiral style models, including Maytag, Norge, Magic Chef, Jenn Air & Admiral |
| <b>22003483</b>  | 22002709, 62608400, 62618130 | Maytag & Amana  |
| <b>95405</b>     | —                            | Older belt-drive Whirlpool models before 1985, Whirlpool & Kenmore                        |
| <b>W10388414</b> | 8181670                      | Whirlpool   |

## WATER INLET VALVES

Washer




**No. 285805.** Receives 3/8" hose. Includes (2) hose threads.  
**No. 205613.** For use with top-loading models. Includes multi-mount bracket and outlet adapter.  
**No. 358277.** Non-thermostatic model features 1/2" outlet and 2-coil design. For use with belt-drive washers manufactured from 1965 through current.  
**No. 358276.** Includes 3/8" outlet and rubber adapter to convert to 1/2" outlet.  
**No. 8181694.** For use with front-load washers.  
**No. 8182862.** Replaces 3979346, 3979347 & 8578342.  
**No. 3979346.** Includes thermistor with (4) terminals.  
**No. W10144820.** Includes thermistor and vacuum break.

| Order No.        | For Use With  |
|------------------|---|
| <b>285805</b>    | Whirlpool, Kenmore, KitchenAid & Roper  |
| <b>205613</b>    | Jenn Air  |
| <b>358277</b>    | —   |
| <b>358276</b>    | Whirlpool, KitchenAid, Kenmore & Roper  |
| <b>8181694</b>   | Whirlpool   |
| <b>8182862</b>   | Whirlpool, Kenmore & Roper  |
| <b>3979346</b>   | —   |
| <b>W10144820</b> | Whirlpool 1CWTW5200VQ1, 1CWTW5300VW1, 1CWTX5505VQ1, 1CWTW5590VQ1, 1CWTW5790VQ1 & 7MWT98820WM1 |

## LID CHECK SWITCHES

Washer



**No. 22001682.** Measures 4" x 3-3/4". Includes fuse.

| Order No.       | For Use With   |
|-----------------|--|
| <b>207166</b>   | —  |
| <b>12001908</b> | Maytag LAT8216AAE, LAT8416AAE, LAT8661AAE, LAT8816AAE, LAT8816AAM, LAT9416AAE, LAT9706AAE & LAT9806AAE, Amana, Norge & Whirlpool |
| <b>8318084</b>  | Whirlpool & Kenmore  |
| <b>22001682</b> | Maytag & Whirlpool   |

## TRANSMISSION & PUMP BELTS

Washer



| Order No.       | For Use With                                       |
|-----------------|--|
| <b>211124</b>   | Maytag pump-belt A, LA & LAT models                |
| <b>211125</b>   | Maytag drive-belt A, LA & LAT models               |
| <b>12112425</b> | Original 2-belt Maytag belt set A, LA & LAT models |

## LID HINGE BALLS

Washer

| Order No.     | Dia. In. | For Use With       |
|---------------|----------|--------------------|
| <b>211726</b> | 5        | Maytag & Whirlpool |

## LID BUMPERS

Washer



| Order No.      | For Use With       |
|----------------|--------------------|
| <b>212716</b>  | Whirlpool & Maytag |
| <b>9724509</b> | —                  |

Electrolux & Frigidaire

GE & Hotpoint

Whirlpool & Maytag

Cooking & Gas Products

Dishwasher, Disposer & Water Heater

Laundry

Refrigeration

Fittings, Venting & Installation

Electrical

Plumbing

Property Maintenance

Motors

HVAC/R

Chemicals

Charging, Recovery & Welding

Test Equip., Tools & Service Acc.

# WHIRLPOOL – Washer

## FILL INJECTOR NOZZLES

### Washer



For use with older, top-loading washers.

**Note:** Available as complete kit 12001677. Kit contains 213015, 216201 and 202515.

| Order No. | For Use With |
|-----------|--------------|
| 213015    | Maytag       |

## RUBBER INJECTOR VALVES

### Washer



Slides over injector nozzle.

| Order No. | Replaces   | For Use With                               |
|-----------|--|--|
| 216201    | 2-13016, 2-16201, 213016, 216201, J27-648, LP581 | Maytag, Admiral, Norge, Amana & Magic Chef |

## BOLT KITS

### Washer Shipping Bolts



4/pkg.

| Order No. | For Use With   |
|-----------|--|
| W10763471 | Maytag MHWE300VW13, MHWE400WJ01, MHWE400WW01, MHWE450WJ01, MHWE450WR, MHWE450WR01, MHWE450WW, MHWE450WW01, MHWE550WJ01 & MHWE400WR01                         |
| W1028954A | Whirlpool, Admiral, Estate, Inglis, Kenmore, KitchenAid, Roper, Maytag, Kenmore, Admiral, Crosley, Jenn-Air, Hardwick, Magic Chef, Amana, Caloric & Glenwood |



**Don't see it here?  
We can get it for you.  
Call us!**

## DRAIN PUMP ASSEMBLIES

### Washer



W10130913

6-2022030

35-6780



280187

**No. W10130913.** Replaces 8540024 & 1373005.  
**No. 6-2022030.** Features 2-belt design.

| Order No. | For Use With  |
|-----------|---|
| W10130913 | Whirlpool CHW9900VQ0, CHW9900VQ1, CHW9900WQ0, IFW7300WW00 & WFW8200TW00, Maytag MHWE200XW00 & NFW7300WW00 |
| 6-2022030 | Maytag, Whirlpool & Jenn Air  |
| 35-6780   | Whirlpool   |
| 280187    | Whirlpool WFW9600TW00, Maytag, KitchenAid & Kenmore   |

## LEVELING FEET



Includes set of (4).

**Nos. W10001130.** Includes rubber foot pad.  
**No. 285244.** Features rear-leveling design. Includes pin.

| Order No. | For Use With                               |
|-----------|--|
| W10001130 | Whirlpool, Maytag, Amana, Roper & Jenn Air |
| 285244    | Whirlpool, Estate, Maytag & Roper          |

## RUBBER FOOT PADS

### Washer



| Order No. | Desc.           |
|-----------|-----------------|
| 210684    | Rubber foot pad |

## THRUST WASHERS

### Washer



For use with washer agitators.

| Order No. | Desc.         |
|-----------|---------------|
| 285587    | Thrust washer |

# WHIRLPOOL – Washer

## TUB WEAR PADS

Washer



Brown. 3/pkg.

Order No.

For Use With

**285744**

Whirlpool, Maytag & Kenmore

## CLUTCH ASSEMBLIES

Washer



For use with direct drive washers. Includes brake cam driver, blue spring (for large-capacity washers) and black spring (for compact washers).

Order No.

For Use With

**285785**

Whirlpool, Roper, Estate, Kirkland Series & Sears Kenmore

## DRIVE ASSEMBLIES

Washer



Order No.

For Use With

**285792**

Whirlpool direct-drive, Sears Kenmore, KitchenAid & Roper

## AGITATOR CAM KITS

Washer



285811

285809

No. 285811. For use on direct-drive washers. Includes short agitator cam, retainer, (4) dogs and black spacer bearing.

Order No.

For Use With

**285811**

Whirlpool, Kenmore, KitchenAid & Roper

**285809**

Whirlpool, Maytag, Kenmore & Estate

## PUMP-TO-TUB HOSES

Washer



Order No.

For Use With

**285871**

Whirlpool

## SPRAY PAINTS

Appliance



Features enamel finish.

Order No.

Size

Color

Replaces

For Use With

**350930**

12

White

–

Maytag 10654782803,  
10654783803,  
10654784803,  
10654792803 &  
10654793803, Whirlpool  
1088B46 & 1088B56

**350956**

13

Almond

–

Y058021,  
Y07020160,  
058021, 43774,  
33-4268,  
4395977 &  
701255

## AGITATOR BOLTS

Washer



Includes rubber gasket and thread sealant.

Order No.

Head Size In.

**358237**

7/16

## CENTER POST GASKETS

Washer



Order No.

Desc.

**W10814296**

Center post gasket

Electrolux & Frigidaire

GE & Hotpoint

Whirlpool & Maytag

Cooking & Gas Products

Dishwasher, Disposer & Water Heater

Laundry

Refrigeration

Fittings, Venting & Installation

Electrical

Plumbing

Property Maintenance

Motors

HVAC/R

Chemicals

Charging, Recovery & Welding

Test Equip., Tools & Service Acc.

# WHIRLPOOL – Washer

## GEAR CASES

Washer



| Order No.      | Replaces  | For Use With  |
|----------------|---|---|
| <b>3360629</b> | 3360629R, 3360630, 389244, 389246, 63563, 63910 & 8532118 | Whirlpool, Maytag, KitchenAid, Jenn Air, Amana, Sears Kenmore, Roper & Magic Chef |
| <b>388253</b>  | –   | Whirlpool, Maytag, KitchenAid, Jenn Air, Amana & Magic Chef                       |

## WASHER DRIVE BLOCKS

| Order No.     | For Use With  |
|---------------|---|
| <b>389140</b> | Whirlpool 1433^0A, 1433^1A, 1433^2A, 1433W0A, 1433W1A, 1433W2A & 1CLBR5432PQ0 |



## WASHER MOTORS



Features 2-speed design. Includes start switch.

| Order No.     | Desc.        |
|---------------|--------------|
| <b>661600</b> | Washer motor |

## WASHER KNOBS



No. **3362624**. Measure 2" dia.  
No. **8181859**. Replaces 8519396 and 906595.

| Order No.      | Color           | For Use With                           |
|----------------|-----------------|--|
| <b>3364290</b> | Black           | –                                      |
| <b>3362624</b> | Black/Stainless | Whirlpool, Kenmore, Roper & KitchenAid |
| <b>8181859</b> | Gray/Platinum   | Whirlpool & Kenmore                    |
| <b>3364291</b> | White           | –                                      |

## PUMP ASSEMBLIES

Washer



No. **27001233**. Includes (2) ports and (3) mounting posts.  
No. **3363394**. Includes 1-1/4" pump outlet.  
No. **3363892**. Includes 1-3/4" pump outlet with flapper (check valve).

| Order No.        | Replaces  | For Use With  |
|------------------|---|---|
| <b>27001233</b>  | 27001036, 34550, 35655, 35742, 35742P, 36863P, 40040301, J27-957 & Y34550 | Maytag, Amana & Magic Chef  |
| <b>W10536347</b> | W10049390, W10155921, 8542672, AP4365341, 1472275, PS2342245 & PT13093023 | Whirlpool, Maytag, KitchenAid, Kenmore, Estate, Roper & Jenn Air    |
| <b>35-6465</b>   | 21001906  | Amana, Crosley, Jenn Air, Admiral, Maytag, Montgomery Wards & Norge |
| <b>3363394</b>   | 3348015 & 3352492   | Whirlpool, Roper, Estate, Kenmore & Kirkland Signature              |
| <b>3363892</b>   | –   | Whirlpool   |

## AGITATOR ASSEMBLIES

Washer



Includes auger agitator cam with dogs, thrust washer and instructions.

| Order No.      | For Use With        |
|----------------|---------------------|
| <b>3951744</b> | Kenmore & Whirlpool |

## DOOR HANDLES

Washer



| Order No.      | For Use With   |
|----------------|----------------|
| <b>8181846</b> | Whirlpool Duet |

# WHIRLPOOL – Washer

## TUB BELLOWS/SEALS

Washer



Nos. 8181850 & 8182119. For use with front loading models.

| Order No. | For Use With  |
|-----------|---|
| 8181850   | Early Duet models   |
| 8182119   | Whirlpool 7MGHW9150PW0, 7MGHW9400PW0, GHW9100LQ2, GHW9100LW2, GHW9150PW0 & GHW9150PW1, Maytag, KitchenAid & Kenmore |
| W10111435 | Whirlpool   |

## TUB BAFFLES

Washer



| Order No. | For Use With                            |
|-----------|---|
| 8182233   | Whirlpool, Maytag, Kenmore & KitchenAid |

## DOOR LATCH ASSEMBLIES

Washer



No. 8182634. Plastic construction. For use with front-loading models.

| Order No. | Replaces          | For Use With  |
|-----------|-------------------|---|
| 8182634   | -                 | Whirlpool 7MGHW9150PW0, 7MGHW9400PW0, GHW9150PW1, GHW9160PW1, GHW9300PW1 & GHW9400PL1, Maytag, Kenmore & KitchenAid |
| W10253483 | 8540222 & 8540772 | -   |

## WASHER MICROCOMPUTERS



| Order No. | Replaces  |
|-----------|---|
| 8182695   | -   |
| W10205839 | 8541000, 8541000EXCR, W10110072, W10110072EXCR, W10133552, W10133552EXCR, W10160252, W10160252EXCR, W10205839R & W10205839REXCR |

## SHOCK ABSORBERS

Washer



| Order No. | Desc.                     |
|-----------|---------------------------|
| 8182703   | Shock absorber            |
| W10822553 | Front-load shock absorber |

## ELECTRONIC MOTOR CONTROLS

Washer



| Order No. | For Use With                                  |
|-----------|---|
| W10756692 | Whirlpool, Kenmore & Maytag                   |
| W10189966 | Whirlpool WTW6400SW0, WTS6400SW1 & WTW6400SW2 |
| 8183196   | -   |

## DRAIN HOSES

Washer



| Order No. | For Use With                                      |
|-----------|---|
| W10096921 | Maytag, Amana, Kenmore, Estate, Roper & Whirlpool |
| W10358149 | -   |

Electrolux & Frigidaire

GE & Hotpoint

Whirlpool & Maytag

Cooking & Gas Products

Dishwasher, Disposer & Water Heater

Laundry

Refrigeration

Fittings, Venting & Installation

Electrical

Plumbing

Property Maintenance

Motors

HVAC/R

Chemicals

Charging, Recovery & Welding

Test Equip., Tools & Service Acc.



# WHIRLPOOL – Washer

## WASHER TIMERS



| Order No. | Replaces  | For Use With                                 |
|-----------|---|--|
| 8577356   | –   | Whirlpool                                    |
| 8557301   | 1060748, AP3738284, PT11214852, PS973760 & 10164588 | Whirlpool, Roper, KitchenAid & Sears Kenmore |

## WASHER MOTOR STATORS



| Order No. | Desc.               |
|-----------|---------------------|
| W10419333 | Washer motor stator |

## PULLEY & BEARING KITS

Washer



| Order No. | For Use With  |
|-----------|---|
| 12002213  | Single-belt Maytag models, Norge/Admiral style, Admiral AAV1100AWW & AAV4000AWW, Maytag AAV1200AGW, AAV1200AJW, AAV1200AKW, AAV2200AGW, AAV2200AJW & AAV4200AGW |

## BOOT & GASKET ASSEMBLIES

Door – Washer



Mold-resistant, rubber construction. For use with Neptune models. Includes drain hole. Does not include spring clamp.

| Order No. | For Use With |
|-----------|--------------|
| 12002533  | Maytag       |

## WASHER OVERLAYS



White.

| Order No. | Color    | For Use With |
|-----------|----------|--------------|
| 326033923 | Off gray | Whirlpool    |

## MOTOR COUPLINGS

Washer



For use with direct-drive models. Features metal-sleeve reinforcement.

| Order No. | For Use With                           |
|-----------|--|
| 285753A   | Whirlpool, Kenmore, Roper & KitchenAid |

## LID HINGES

Washer



35-2044



35-2045

| Order No. | Desc.      |
|-----------|------------|
| 35-2044   | Female end |
| 35-2045   | Male end   |

**We appreciate your business!**

## TUB BEARING KITS

Washer



| Order No. | For Use With           |
|-----------|------------------------|
| 6-2040130 | Maytag (Newton models) |

## AGITATOR O-RINGS

Washer



| Order No. | Dia. In. |
|-----------|----------|
| W10072840 | 3        |

## FLOW METERS

Washer



| Order No. | Replaces | For Use With        |
|-----------|----------|---------------------|
| W10110225 | 8181696  | Whirlpool & Kenmore |

## OUTER TUBS

Washer



| Order No. | Replaces | For Use With            |
|-----------|----------|-------------------------|
| W10250573 | 8182232  | Front-load Duet & Elite |

# WHIRLPOOL – Washer/Microwave

## ROTOR POSITION SWITCH KITS

Washer



| Order No.        | Replaces                     | For Use With  |
|------------------|------------------------------|---|
| <b>W10183157</b> | 3407191, 8565188 & W10058730 | Whirlpool WTW6400SW1, WTW6400SW2 & WTW6700TW0, Kenmore & Maytag |


## WATER TEMPERATURE SWITCHES

Washer



| Order No.        | Replaces  |
|------------------|-----------|
| <b>W10184148</b> | W10113058 |

## WASHER SUSPENSIONS



| Order No.        | Pkg. Qty. |
|------------------|-----------|
| <b>W10820048</b> | 4         |

## WASHER SWITCHES



| Order No.        | For Use With   |
|------------------|--|
| <b>W10248240</b> | Kenmore 11029822801 & 11029832801, Whirlpool 1CWTW57ESVW1, WTW57ESVH1, WTW57ESVW1 & WTW58ESVW1, Maytag MVWC5ESXW0, MVWC6ESWW1 & MVWC7ESWW0 |

## WASHER SPRINGS



Includes counterweight.

| Order No.        | Desc.         |
|------------------|---------------|
| <b>W10250667</b> | Washer spring |

## SENSOR SWITCHES

Washer



| Order No.        | For Use With  |
|------------------|---|
| <b>W10292584</b> | Whirlpool 1CWTW57ESVW0, WTW57ESVH0, WTW57ESVW0 & WTW58ESVW0 |

## DRIVE COUPLINGS

Washer



For use with heavy-duty washers. Replaces 282378, 285852 and 3978849.

| Order No.      | For Use With   |
|----------------|--|
| <b>285852A</b> | Sears Kenmore, KitchenAid, Whirlpool & Roper<br><b>Note:</b> Can replace 285753A |

## CHARCOAL FILTERS

Microwave



| Order No.       | Dim. In.             | For Use With   |
|-----------------|----------------------|--|
| <b>8206230A</b> | 5-1/8 x 5-3/8 x 3/8  | Whirlpool GMH6185XVS, MMV1153WB, WMH1162XVB0, WMH1162XVD0, WMH1162XVQ & WMH1162XVS, KitchenAid KHMS2040WSS, Maytag |
| <b>6800</b>     | 12-1/4 x 5-3/4 x 3/8 | -  |

Electrolux & Frigidaire

GE & Hotpoint

Whirlpool & Maytag

Cooking & Gas Products

Dishwasher, Disposer & Water Heater

Laundry

Refrigeration

Fittings, Venting & Installation

Electrical

Plumbing

Property Maintenance

Motors

HVAC/R

Chemicals

Charging, Recovery & Welding

Test Equip., Tools & Service Acc.

# WHIRLPOOL – Microwave

## TURNTABLE TRAYS

Microwave



8172138

4393799

| Order No.      | Dia. In. | Replaces          | For Use With  |
|----------------|----------|-------------------|---|
| <b>8172138</b> | 12-3/4   | 8184853 & 8184036 | Whirlpool   |
| <b>4393799</b> | 12       | 4393751 & 8206226 | Whirlpool<br>665.63792303,<br>665.63793303,<br>665.63794303 &<br>665.63799303,<br>Maytag<br>AMV1150VAD0 &<br>AMV1150VAQ0,<br>KitchenAid, Kenmore<br>& Roper |

## OVEN DOOR GLASS



Clear.

| Order No.      | Dim. In.        |
|----------------|-----------------|
| <b>4449259</b> | 20 x 10         |
| <b>9781593</b> | 18-1/4 x 12-3/4 |

## VENT GRILLS

Microwave



8183948

| Order No.        | Dim. In.         | Color | For Use With |
|------------------|------------------|-------|--------------|
| <b>8183948</b>   | 29-1/2" W x 3" H | White | –            |
| <b>W10450187</b> | 30" W            | Black | Whirlpool    |

## TORSION SPRINGS

Microwave

Features stainless steel construction.

| Order No.      | Desc. | For Use With   |
|----------------|-------|--|
| <b>4452395</b> | Left  | Whirlpool KBHC109JBL04,<br>KBHC109JSS04, KBHC179JBL04,<br>KBHC179JBL05, KBHC179JSS04 &<br>KBHC179JSS05 |
| <b>4452396</b> | Right | Whirlpool KBHC109JBL04,<br>KBHC109JSS04, KBHC179JBL04,<br>KBHC179JBL05, KBHC179JSS04 &<br>KBHC179JSS05 |

## LIGHT BULBS

Surface – Microwave



Order No.

**8204670**

Volts

12

## LIGHT BULBS

Microwave




40W.

| Order No.       | Volts | Replaces   | For Use With   |
|-----------------|-------|--|--|
| <b>8206232A</b> | 125   | –  | Whirlpool AMV3204VAB0,<br>AMV3204VAQ0,<br>AMV3204VAS0,<br>GMH3174XVB0,<br>GMH3174XVS0 &<br>GMH3204XVB0, Maytag |
| <b>8206443</b>  | 120   | 4158344, 4158365,<br>4158432, 4164062,<br>4166665, 4174608,<br>4338831, 4359625,<br>4393681, 8204855,<br>8205422 & 8205586 | Whirlpool GMH6185XVS,<br>MH1160XSQ0,<br>MH1160XSQ1,<br>MH1160XSS0,<br>MMV1153WB, TMH14XMD0<br>& WMH1162XVB0    |

## GREASE FILTERS

Microwave



No. W10113040A. Silver.

| Order No.         | Dim. In.                     | For Use With   |
|-------------------|------------------------------|--|
| <b>6802A</b>      | 13-3/8 x<br>5-15/16<br>x 1/8 | Whirlpool GH4155XPB0, GH4155XPB1,<br>GH4155XPB2, GH4155XPB3,<br>GH4155XPQ0, GH4155XPQ1 &<br>GH4155XPQ2 |
| <b>W10113040A</b> | –                            | Whirlpool, KitchenAid & Kenmore  |

## CERAMIC FUSES

Microwave

| Order No.       | Amps | Dim. In. Dia. x L | For Use With |
|-----------------|------|-------------------|--------------|
| <b>M0805101</b> | 20   | 1/4 x 1-1/4       | Maytag       |
| <b>M0805102</b> | 15   | –                 | –            |



# WHIRLPOOL – Range

## LIGHT BULBS

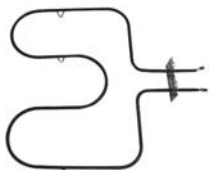
Appliance



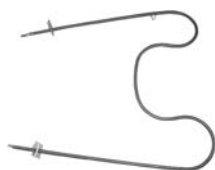
For use in ovens, ranges, refrigerators and freezers.

| Order No. | Watts | Volt s |
|-----------|-------|--------|
| 8009      | 40    | 120    |

## BAKE & BROIL ELEMENTS



77001094



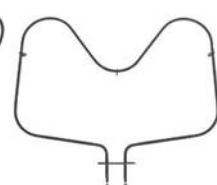
74003019



308180



326791



W10308477

| Order No. | Watts     | Dim. In. L x W  | For Use With   |
|-----------|-----------|-----------------|--|
| 77001094  | –         | 14 x 15         | Whirlpool, Maytag, KitchenAid, Jenn Air, Amana, Magic Chef & Kenmore |
| 74003019  | 2800      | 15-1/2 x 19-1/4 | Whirlpool  |
| W10308477 | –         | 17 x 21         | –  |
| 308180    | 2600/1950 | 15-3/4 x 16-5/8 | –  |
| 326791    | 2100      | 15 x 15-5/8     | Whirlpool, Kenmore, KitchenAid & Roper                               |

## SURFACE BURNER RECEPTACLES

Range



330031



814399



12001676

**No. 330031.** Molex terminal block kit includes (2) metal brackets, (2) pre-crimped wires with terminals, (2) ceramic wire nuts, heat-shrinking tube and mounting screw.

**No. 814399.** Includes wires, wire nuts and heat-shrinking tube.

| Order No. | For Use With  |
|-----------|---|
| 330031    | Whirlpool 4LSC9255DZ1, 4RF302BXDW0, 4RF310PXDQ0, 4RF315PXDQ0, 4RF315PXDW0 & 4RF315PXEQ0, Maytag, Amana, Roper & KitchenAid            |
| 814399    | –   |
| 12001676  | Maytag 3521XRA, 8720VB, AER1350BAH, AER1350BAT & AER1360BGW, Amana AER5511AAB, AER5511AAQ & AER5511AAW, Whirlpool, Jenn Air & Kenmore |

**Not all the products we carry are listed in this catalog. If you don't see what you're looking for, please contact your local branch for assistance.**

Electrolux & Frigidaire

GE & Hotpoint

Whirlpool & Maytag

Cooking & Gas Products

Dishwasher, Disposer & Water Heater

Laundry

Refrigeration

Fittings, Venting & Installation

Electrical

Plumbing

Property Maintenance

Motors

HVAC/R

Chemicals

Charging, Recovery & Welding

Test Equip., Tools & Service Acc.

# WHIRLPOOL – Range

## CONTROL KNOBS

### Range



8273104      8273103      Y700854  
7733P410-60      7737P245-60      330190

| Order No.          | Color        | Replaces                              | For Use With  |
|--------------------|--------------|---------------------------------------|---|
| <b>8273104</b>     | White        | 831220, AP3085377, PS393679 & 8273104 | Whirlpool DVSA0, FGS325RQ0, FGS325RQ1, GS395LEGB5, GS395LEGB6, GS395LEGB7 & GS395LEGG5, Estate & Roper                      |
| <b>8273103</b>     | Black        | –                                     | Whirlpool, Roper, Estate, KitchenAid, Maytag & Sears Kenmore  |
| <b>Y700854</b>     | –            | –                                     | Jenn Air & Maytag   |
| <b>7733P410-60</b> | Chrome       | –                                     | Jenn Air JGC8430BDB, JGC8430BDQ, JGC8430BDS, JGC8430BDW & JGC9430ADB, Maytag JGC8430BDB, JGC8430BDQ & JGC9430ADB, Whirlpool |
| <b>7737P245-60</b> | –            | –                                     | Jenn Air & Whirlpool  |
| <b>3191922</b>     | –            | –                                     | Whirlpool   |
| <b>330190</b>      | Black/Chrome | –                                     | Whirlpool, Roper & Kenmore  |

## RANGE SURFACE ELEMENTS



No. **Y04100165**. Replaces 04100165.

| Order No.        | Dia. In. | For Use With   |
|------------------|----------|--|
| <b>Y04100165</b> | –        | Admiral, Amana, Magic Chef, Maytag & Jenn Air                          |
| <b>Y04100166</b> | 8        | Admiral, Amana, Magic Chef, Maytag & Jenn Air                          |
| <b>660532</b>    | 6        | Whirlpool, Maytag, Kenmore & Admiral                                   |
| <b>660533</b>    | 8        | Whirlpool, Roper, Maytag, Sears Kenmore, KitchenAid & Montgomery Wards |

## INFINITE SWITCHES

### Surface Element – Range



700855K      3149400      3149404  
4391989      7403P402-60

**No. 700855K.** Features push-to-turn, D-shaped shaft and switch gasket. 240V. Includes mounting hardware and instructions.  
**No. 3149400.** 8.9A to 11A.  
**No. 3149404.** Features one-click, clockwise operation. 5.2A to 6.6A.  
**No. 4391989.** Features push-to-turn, break-off shaft and plastic adapters.  
**No. 7403P402-60.** Features double flat shaft and screw mount.

| Order No.          | Replaces  | For Use With   |
|--------------------|---|--|
| <b>700855K</b>     | W10116762, Y700009, Y700855, 700009, 70009, 700855, 7-0009, 7-0855, AP4087111, 2640, PS2076107 & PT12259848 | Whirlpool, KitchenAid, Roper, Maytag, Amana, Jenn Air & Kenmore  |
| <b>3149400</b>     | 5500-287, 311846, 311859, 314140, 3148953, 3148954, 5500287, 66201323875 & INF-240P-1047                    | Kenmore, KitchenAid, Roper & Whirlpool   |
| <b>3149404</b>     | –   | Whirlpool, RF265LXTQ0, RF265LXTQ1, RF265LXTQ2, RF265LXTT0, RF362LXTS0, RF362LXTS1 & RF362LXTS2                 |
| <b>4391989</b>     | –   | Whirlpool 1352W06, 1353^0A, 1353^1A, 1353^2A, 1353^3A, 1353^4A, 1353W0A & 1353W1A, Roper, KitchenAid & Kenmore |
| <b>7403P402-60</b> | –   | Jenn Air   |

## GREASE FILTERS

### Range



For use with downdraft vent hoods.

| Order No.     | Dim. In.    | For Use With |
|---------------|-------------|--------------|
| <b>707929</b> | 11-3/4 x 14 | Jenn Air     |



# WHIRLPOOL – Range

## DRIP BOWLS

Chrome



| Order No.          | Dia. In. | For Use With  |
|--------------------|----------|---|
| <b>W10196406</b>   | 6        | –   |
| <b>W10196406RW</b> | 6        | –   |
| <b>715877</b>      | 6        | Maytag, Whirlpool, Jenn Air, Kenmore & Amana  |
| <b>W10196405</b>   | 8        | –   |
| <b>W10196405RW</b> | 8        | –   |
| <b>715878</b>      | 8        | Maytag 22305, 2300, 2300ERS, 2380EGS, 2480 & 2490 Whirlpool 2224W1A, 2374^1A & 2376W0A, Amana |

## DRIP BOWLS

Black



Features black porcelain finish.

| Order No.        | Dia. In. | For Use With                                  |
|------------------|----------|---|
| <b>W10290350</b> | 8        | –   |
| <b>W10290353</b> | 6        | Amana, Caloric, Magic Chef, Jenn-Air & Maytag |

## IGNITER ASSEMBLIES

Gas Range



For use as replacement for igniters with 5-1/4" white ceramic base.

| Order No.     | Desc.                      |
|---------------|----------------------------|
| <b>786324</b> | Gas range igniter assembly |

## BURNER GRATE PADS



| Order No.     | Pkg. Qty. |
|---------------|-----------|
| <b>814323</b> | 5         |

## SURFACE IGNITERS

Gas Range



**No. 4342528.** Features round-style carborundum construction. 2-1/2 to 3A. Body measures 3-1/2". Wires measure 9". Includes bracket and (2) high-temperature wire nuts. Replaces Whirlpool 817289.  
**No. 12400035.** Flat style. Includes instructions and hardware.

| Order No.       | For Use With |
|-----------------|--------------|
| <b>4342528</b>  | –            |
| <b>12400035</b> | Maycor       |

## LIGHT BULBS

Oven

12V, 5W.



| Order No.      | For Use With  |
|----------------|---|
| <b>4452164</b> | Whirlpool EAT19PMW6, EAT19PTW6, EAT19PTWR6, EET171HKWR1, KDRP407HBU09, KDRP407HBU10 & KDRP407HSS0 |

## OVEN DOOR HINGES



| Order No.      | Color           |
|----------------|-----------------|
| <b>4455525</b> | Stainless/Black |

## RANGE GLIDES



Mounts to rear of drawer. Features nylon construction.

| Order No.      | Desc.             |
|----------------|-------------------|
| <b>8053334</b> | Nylon range glide |

## CONTROL ASSEMBLIES

Range



| Order No.        | Replaces                                       |
|------------------|--|
| <b>W10438751</b> | 8302319, AP5272198, 8302319R, 8302152, 8301917 |

## BURNER GRATES




Black.

| Order No.      | Dim. In. | For Use With                |
|----------------|----------|-----------------------------|
| <b>8522851</b> | 9 x 9    | Whirlpool, Kenmore & Maytag |

## IGNITION CONTROL BOARDS

Range



Features electronic direct spark design.

| Order No.        | Desc.                  |
|------------------|------------------------|
| <b>W10331686</b> | Ignition control board |

Electrolux & Frigidaire

GE & Hotpoint

Whirlpool & Maytag

Cooking & Gas Products

Dishwasher, Disposer & Water Heater

Laundry

Refrigeration

Fittings, Venting & Installation

Electrical

Plumbing

Property Maintenance

Motors

HVAC/R

Chemicals

Charging, Recovery & Welding

Test Equip., Tools & Service Acc.

# WHIRLPOOL – Range

## SAFETY THERMOSTATS

Range



| Order No. | Desc.             |
|-----------|-------------------|
| 9759243   | Safety thermostat |

## TERMINAL BLOCKS

Range



| Order No. | Replaces |
|-----------|----------|
| 9761958   | 9757136  |

## SAFETY VALVES

Gas Range



Includes regulator assembly.

| Order No. | Desc.        |
|-----------|--------------|
| W10293048 | Safety valve |

## TEMPERATURE SENSORS

Range



No. 8053344. Includes (2) ceramic wire nuts and instructions.  
 No. 12001656. Includes (2) harness adapters and instructions.  
 No. W10135699. Includes (2) ceramic wire nuts and instructions.

| Order No. | Lgth. In. | For Use With                                |
|-----------|-----------|---|
| 8053344   | 6         | Whirlpool, KitchenAid & Kenmore             |
| W10181986 | –         | Whirlpool                                   |
| 12001656  | 6         | Whirlpool, Maytag, Admiral, Amana & Kenmore |
| W10135699 | 6         | Whirlpool                                   |

## SEALED BURNER HEADS

Gas Range



3412D024-09

3412D024-26

No. 3412D024-09. Replaces 12500050 & 74003963.  
 No. 3412D024-26. Includes electrode. No gasket required.

| Order No.   | Color |
|-------------|-------|
| 3412D024-09 | Black |
| 3412D024-26 | Gray  |

## ANTI-TIP BRACKETS

Range



3801F656-51

No. 3801F656-51. Measures 4-1/4" x 5-1/4". Does not include screws.  
 No. 8273888A. Includes mounting plate, anchor line w/ anchor plates, (2) mounting screws and (2) anchors.

| Order No.   | For Use With   |
|-------------|--|
| 3801F656-51 | Whirlpool GGE350LWB, GGE350LWB00, GGE350LWQ, GGE350LWQ00, GGE350LWS & GGE350LWS00, Maytag AES3760BCS16 |
| 8273888A    | Whirlpool & KitchenAid   |

## OVEN DOOR GASKETS



| Order No. | Replaces    | For Use With   |
|-----------|-------------|--|
| W10162384 | 7201P046-60 | Whirlpool GGE350LWB, GGE350LWB00, GGE350LWQ, GGE350LWQ00, GGE350LWS00 & GW397LXUB05, Maytag AES3760BCS16 |

# WHIRLPOOL – Refrigerator

## OVERLOADS & RELAYS

### Refrigerator



No. **4387835**. Includes relay, overload and cover.  
 No. **W10613606**. Includes start capacitor.  
 No. **3219792**. Includes overload and relay.  
 No. **4387913**. Replaces 2154759, 4357207, 4387766 & 4387836.

| Order No.        | Desc.                       | For Use With |
|------------------|-----------------------------|--------------|
| <b>4387835</b>   | Overload kit for compressor | –            |
| <b>W10613606</b> | Overload & relay            | Maytag       |
| <b>W10247581</b> | Overload kit                | Whirlpool    |
| <b>2319792</b>   | Overload & relay            | –            |
| <b>4387913</b>   | Compressor relay            | –            |
| <b>4387535</b>   | Overload & relay            | –            |

## OVEN RACKS

| Order No.        | Dim. In. | For Use With   |
|------------------|----------|--|
| <b>W10256908</b> | 24 x 16  | Whirlpool, Kenmore, KitchenAid, Estate, Roper & Maytag |

## DEFROST TIMERS

### Refrigerator



21-minute defrost duration.  
 No. **W10822278**. Features 4-wire hook-up and flying lead wire. 120V, 60Hz.  
 No. **4391974**. For use with Whirlpool, Admiral, Norge, Magic Chef, Maytag, Crosley, Montgomery Wards & Sears Kenmore.

| Order No.        | Def. Freq. Hrs. | Replaces           |
|------------------|-----------------|--------------------|
| <b>W10822278</b> | 8               | –                  |
| <b>68233-3</b>   | 10              | 63001580 & 69543-6 |
| <b>4391974</b>   | 6               | 66128-1 & 66128-2  |

## EVAPORATOR FAN MOTORS

### Refrigerator



No. **432731**. Includes fan blade and mounting hardware.  
 No. **4389142**. Features CCW rotation, 1/8" shaft and 7-3/4" mounts.  
 No. **2315539**. Replaces 2219689 & 2225625.  
 No. **W10189703**. Features CCW rotation, 1/8" shaft and hexagonal hub mounts.

| Order No.        | Dim. In.      | For Use With   |
|------------------|---------------|--|
| <b>12002744</b>  | –             | Whirlpool, Maytag, Kenmore, Jenn Air & Amana   |
| <b>482731</b>    | –             | Whirlpool, Kenmore, KitchenAid, Jenn Air, Maytag, Roper, Magic Chef, Admiral & Amana |
| <b>4389144</b>   | 2-1/2 x 3 x 3 | –  |
| <b>4389142</b>   | 3-1/2 dia.    | Kenmore, Sears, KitchenAid, Whirlpool & Roper  |
| <b>2315539</b>   | –             | Whirlpool, Kenmore, KitchenAid, Jenn Air, Maytag, Roper, Magic Chef, Admiral & Amana |
| <b>W10189703</b> | 7/8 L         | –  |

## APPLIANCE SCREWS



No. **3368921**. Measures 7-18 x 3/4".

| Order No.      | Desc.        | For Use With  |
|----------------|--------------|---|
| <b>3368921</b> | Dishwasher   | Whirlpool 4KSRS22QFA02, 4YED25PQFN04, 7DP840CWDB0, 7DP840CWDB1, 7DP840DWGX0 & 7DP840SWKX0, Maytag 79FK-5EXW |
| <b>489497</b>  | Refrigerator | –   |

Electrolux & Frigidaire

GE & Hotpoint

Whirlpool & Maytag

Cooking & Gas Products

Dishwasher, Disposer & Water Heater

Laundry

Refrigeration

Fittings, Venting & Installation

Electrical

Plumbing

Property Maintenance

Motors

HVAC/R

Chemicals

Charging, Recovery & Welding

Test Equip., Tools & Service Acc.

# WHIRLPOOL – Refrigerator

## DRAIN HOLE HEAT PROBES

Defrost – Refrigerator



| Order No.     | Replaces | For Use With                                 |
|---------------|----------|--|
| <b>819043</b> | 978498   | Sears Kenmore, KitchenAid, Whirlpool & Roper |

## DOOR HANDLE ENDCAP KITS

Refrigerator



| Order No.     | For Use With              |
|---------------|---------------------------|
| <b>819342</b> | Whirlpool, Estate & Roper |

## CONDENSER FAN MOTORS

Refrigerator



**No. 833697.** Features CW rotation. Includes wire leads. 1300 RPM. 115V. 2W. Blade not included.  
**No. W10124096.** Includes plastic fan blade, jumper wire and hardware.

| Order No.        | For Use With   |
|------------------|--|
| <b>833697</b>    | Admiral, Amana, Caloric, Crosley, Estate, Jenn Air, Kenmore, KitchenAid, Magic Chef, Maytag, Modern Maid, Montgomery Wards, Norge, Roper & Whirlpool |
| <b>W10124096</b> | Whirlpool ED5CHQXKB07, ED5CHQXKQ07, ED5CHQXKT07, ED5FHAXSB03, ED5FHAXSL03 & ED5FHAXSQ03  |

## ROCKER ARM SWITCHES

Refrigerator



Measures 1" cubed. Features recessed button.

| Order No.      | For Use With  |
|----------------|---|
| <b>1118894</b> | Maytag 10654782803, 10654783803, 10654784803, 10654792803 & 10654793803, Whirlpool 2362^1A, 2362^2A & 2362B2A, KitchenAid & Kenmore |

## DOOR CLOSER CAMS

Refrigerator



W10329686 & 2182179

4318165

**No. 4318165.** Replaces 1104788, 1115905, 2155312, 2155313, 2182132, 4211257, 978800 & 986758. Includes screws and shims.

| Order No.        | Desc.                     | For Use With                  |
|------------------|---------------------------|-------------------------------|
| <b>W10329686</b> | Lower cam for door closer | –                             |
| <b>2182179</b>   | Door closing cam          | –                             |
| <b>4318165</b>   | Door closer cam kit       | KitchenAid, Whirlpool & Roper |

## END CAPS

Refrigerator



2156006

2156003

4388286

61002112

2195916K

**No. 2156006.** White.  
**No. 4388286.** For use with door bars 3-1/2" wide.  
**No. 61002112.** White.  
**No. 2195916K.** For use on right side only.

| Order No.       | Desc.                      | For Use With                                 |
|-----------------|----------------------------|--|
| <b>2156006</b>  | End cap trim               | Whirlpool                                    |
| <b>2156003</b>  | Shelf retainer bar end cap | –  |
| <b>4388286</b>  | Door shelf end cap kit     | Sears Kenmore, KitchenAid, Whirlpool & Roper |
| <b>61002112</b> | Shelf retainer bar end cap | Maytag                                       |
| <b>2195916K</b> | Shelf bracket end cap      | –  |

## ICE CHUTES

Icemaker



8201756

2180224

2180353

**No. 2180224.** For use as ice guide in front of freezer dispenser.

| Order No.      | Desc.                    |
|----------------|--------------------------|
| <b>8201756</b> | Ice chute door kit       |
| <b>2180224</b> | Ice guide                |
| <b>2180353</b> | Ice dispenser door chute |



# WHIRLPOOL – Refrigerator

## BRACKET HOUSINGS

### Refrigerator



For use in freezer dispenser. Includes micro switches and light.

| Order No. | Desc.           |
|-----------|-----------------|
| 2180226   | Bracket housing |

## HOUSING ASSEMBLIES

### Water Filter



| Order No. | Desc.                         |
|-----------|-------------------------------|
| 2186443   | Water filter housing assembly |

## REFRIGERATOR BINS



2187172

2304235

No. 2218141. Measures 13" W x 7/8" H x 14" to 17" depth.

| Order No. | Color | Replaces  | For Use With   |
|-----------|-------|---|--|
| 2187172   | White | 1156713, 2187172K, AP3853103, PS986890 & 2187172K | Whirlpool 3KED0FHQKQ00, 3KES0GTKNL00, 3KES0GTQNL00, 3MAS1432GW0, 3XED0FHQKB00 & 3XED0FHQKB01 |
| 2218141   | Clear | –   | Whirlpool, Kenmore, KitchenAid & Maytag  |
| W10321304 | –     | –   | –  |

## WATER VALVE KITS

### Icemaker



2188542

4318046

W10408179

Features dual coil construction.

No. 4318046. Includes fittings, tubing and instructions.

No. W10408179. Includes water valve, tubing, connector and instructions. Replaces 4389177, 2315534, 2304833, 2304757, 2255457, 2205762, 2188746, 2188708, 2188622 & 2186486.

| Order No. | For Use With   |
|-----------|--|
| 2188542   | –  |
| 4318046   | Whirlpool, KitchenAid, Roper, Estate, Kirkland & Kenmore                       |
| W10408179 | Amana, Crosley, Estate, Inglis, Kenmore, KitchenAid, Maytag, Roper & Whirlpool |

## REFRIGERATOR PANS



2188656

2188664

No. 2188656. Clear.

No. 2188664. Measures 16-7/16" W x 14-5/16" D x 7-5/8" H.

| Order No. | Desc.              |
|-----------|--------------------|
| 2188656   | Crisper pan        |
| 2188664   | Meat/vegetable pan |

## FILL TUBES

### Icemaker



Includes 1/4" plastic nut.

| Order No. | Lgth. In. |
|-----------|-----------|
| 2196157   | 10        |

## ICEMAKER ASSEMBLIES

### Refrigerator



8-cube

5-cube

No. 2198597. For use with 25- and 27-cubic-foot refrigerators with vertical ice dispensers in door. Features electric motor, electronically operated water valve and electrical heating unit.

No. W10190965. Does not fit refrigerators with ice bin in door and icemaker mounted sideways on front of freezer.

No. D7824706Q. For use in replacing modular icemakers. Cover and cord not included.

No. W10190961. Cover and bracket not included.

| Order No.                | Replaces   | For Use With                                   |
|--------------------------|--|--|
| <b>8-Cube Ice makers</b> |  |  |
| 2198597                  | –  | Whirlpool, KitchenAid & Kenmore 106 series     |
| W10190965                | 626661, 626662, W10122506 & 4317943                                    | Whirlpool, Kenmore, KitchenAid, Roper & Estate |
| D7824706Q                | D7824701, D7824702, D7824703, D7824704, D7824705, D7824705Q & D7824706 | –  |
| <b>5-Cube Ice makers</b> |  |  |
| W10190961                | –  | –  |

Electrolux & Frigidaire

GE & Hotpoint

Whirlpool & Maytag

Cooking & Gas Products

Dishwasher, Disposer & Water Heater

Laundry

Refrigeration

Fittings, Venting & Installation

Electrical

Plumbing

Property Maintenance

Motors

HVAC/R

Chemicals

Charging, Recovery & Welding

Test Equip., Tools & Service Acc.



# WHIRLPOOL – Refrigerator

## THERMOSTAT CONTROLS

Refrigerator



No. **2204605**. Includes capillary tube and (2) terminals.

| Order No.      | Replaces  | For Use With   |
|----------------|---|--|
| <b>2198202</b> | 1110552, 1115242, 1115243, 115244, 1115245, 1129437, 2161283, 2161284, 2169112, 2169113, 2299, AP3037004 & PS329884 | Whirlpool 2VED27TKFN00, 2VED27TKFN01, 2VED27TKFW00, 2VED27TKFW01, 2VED27TKN00 & 2VED27TKW00, Estate, Kenmore, KitchenAid, Montgomery Wards & Roper |
| <b>2204605</b> | –   | –  |

## AIR DIFFUSER ASSEMBLIES

Refrigerator



| Order No.      | For Use With   |
|----------------|--|
| <b>2216112</b> | Whirlpool GC1SHAXMB00, GC1SHAXMQ00, GC1SHAXMS00, KSRA22CNBL00, KSRA22CNBL01 & KSRA22CNBT00 |

## REFRIGERATOR PAN SLIDES



White.

| Order No.      | Lgth. In. | For Use With                |
|----------------|-----------|-----------------------------|
| <b>2223320</b> | 12-1/4    | Whirlpool, Maytag & Kenmore |

## AUGER MOTORS

Icemaker



For use with in-door ice dispensers.

| Order No.      | Desc.       |
|----------------|-------------|
| <b>2252130</b> | Auger motor |

## WATER VALVES

Icemaker



2315576

4318047

W10217917

No. **2315576**. Single coil inlet valve replaces 1164427, 2001318, 2155063, 2171999, 2181702, 2181704, 2181915, 2181917, 2182104, 2188782, 2210436, 2210494, AP3865363, PS990000, PT11596089 & 2315508.

No. **4318047**. Single coil valve features screw-on compression fitting at each end. 110V to 120V. Includes instructions and hardware.

| Order No.        | For Use With                                      |
|------------------|---|
| <b>2315576</b>   | Whirlpool, Kenmore 106 series, KitchenAid & Roper |
| <b>4318047</b>   | Whirlpool   |
| <b>W10217917</b> | –   |

## DEFROST TERMINATORS

Refrigerator



W10225581

4387503

4387490

For use in terminating power to defrost heater once frost is melted.

No. **W10225581**. Clamps directly to evaporator and uses bi-metal to terminate power.

No. **4387503**. Replaces 2221677, 2182380, 61002113, 4343917, 2149641, 2183072, 2149643, 2172694, 2163894 & 4387503/SP.

No. **4387490**. Features tube mount construction. Opens at 48° F; closes at 18° F.

| Order No.        | For Use With  |
|------------------|---|
| <b>W10225581</b> | Whirlpool, Kenmore, KitchenAid, Jenn Air, Maytag, Roper, Magic Chef & Admiral |
| <b>4387503</b>   | Whirlpool & Kenmore   |
| <b>4387490</b>   | Whirlpool   |

## DOOR SHELF SUPPORTS

Refrigerator



Retainer bars for use on right or left side. Measures 2-5/8" H. Wide channel fits 1-3/4" bar. Includes adhesive tape and instructions. White.

| Order No.      | For Use With                                   | Pkg. Qty. |
|----------------|--|-----------|
| <b>4386917</b> | Whirlpool ET20LKXAW00, GB22DKXJW00 & GB2SHKXKT | 2         |

# WHIRLPOOL – Refrigerator

## ICE BUCKET DRUMS

Icemaker



Order No.

For Use With

4388736

Whirlpool & Coldspot


## DEFROST CONTROL BOARDS

Refrigerator



4388931

4388932



W10366605

Monitors ambient conditions and sets defrost frequency and duration.

**No. 4388931.** Includes connector block and instructions.

**No. 4388932.** Includes wiring harness and screws.

Order No.

Replaces

4388931 2154674, 2169268 & 2169270

4388932

–

2303822, 2213456, 2213457, 2213475, 2213476, 2213489, 2213490, 2252148, 2252150 & 2303837

W10366605

## PC CONTROL BOARD KITS

Refrigerator



Includes emitter and receiver for icemaker control.

Order No.

Dim. In.

W10757851 4-1/4 x 1-3/4 & 1-3/4 x 1-1/4

## ICEMAKER KITS

Refrigerator



4317943

1129316 & 1129313

**No. 4317943.** Includes (2) shut-off arms, (4) wire harnesses, clips, butt connectors and instructions.

**No. 1129316.** For use with 28" or 31" wide plastic-lined refrigerators manufactured from 1984 to 1993.

**No. 1129313.** For use with 30", 33" or 36" wide porcelain lined refrigerators.

Order No.

Replaces

For Use With

4317943 – Whirlpool

1129316

ECKMF83, ECKMF86, ECKMF87 & ECKMF90

Whirlpool, KitchenAid & Roper

1129313

ECKMF64

Whirlpool, KitchenAid & Roper

## PUMP & MOTOR ASSEMBLIES

Icemaker



Order No.

Desc.

2217220

Icemaker pump & motor assembly

## ICEMAKER MOTOR MODULES



Order No.

For Use With

W10190935 Whirlpool, KitchenAid, Roper, Estate & Kenmore

## WATER FILTERS



Order No.

For Use With

4396395 Whirlpool & KitchenAid

## WATER FILTERS

Refrigerator



For use in Maytag, KitchenAid or Whirlpool side-by-side refrigerators with base grille filter access.

Order No.

Replaces

Pkg. Qty.

4396510 4396547, 4396163, 4392357 & 4396919 1

4396510P 4396547, 4396163, 4392357 & 4396919 2

4396510 4396548, 4392922 & 4396164 1

## WATER FILTERS

Base Grille



Order No.

Replaces

For Use With

4396701 2301705 & 4396702 Whirlpool, KitchenAid & Jenn Air

## WATER FILTERS

Pur®



For use in Whirlpool, KitchenAid, Maytag, Amana and Jenn Air side-by-side refrigerators with base grille filter access.

Order No.

Replaces

4396710P 4396711

EDR3RXD1 4396842

Electrolux & Frigidaire

GE & Hotpoint

Whirlpool & Maytag

Cooking & Gas Products

Dishwasher, Disposer & Water Heater

Laundry

Refrigeration

Fittings, Venting & Installation

Electrical

Plumbing

Property Maintenance

Motors

HVAC/R

Chemicals

Charging, Recovery & Welding

Test Equip., Tools & Service Acc.

# WHIRLPOOL – Refrigerator

## WATER FILTERS

Refrigerator



For use in side-by-side and top mount refrigerators with interior filter access.

| Order No. | Replaces | For Use With           |
|-----------|----------|------------------------|
| 8171413   | 8171787  | Whirlpool & KitchenAid |

## MOTOR CONTROL MODULES

Icemaker



For use with in-door ice models. Includes rake arm, rake arm cover, ice stripper and ejector arm.

| Order No. | Desc.                         |
|-----------|-------------------------------|
| 8201515   | Icemaker motor control module |

Our daily objective is to meet and greet our customers in a prompt, kind and courteous manner.

## ICE DOOR KITS

Icemaker



Features plastic arm with pin for dashpot. Includes support, spring and delay.

| Order No. | Replaces  |
|-----------|---|
| W10823377 | 1028769, 2180205, 2180208, 2180223, 2205686, 2304355, 4388659, AP3595356, PS897356 & WHI8201649 |

## COMPRESSOR RUN CAPACITORS

Refrigerator



| Order No. | Color | For Use With  |
|-----------|-------|---|
| 8201786   | Black | Whirlpool, Maytag, KitchenAid, Roper, Amana, Kenmore & Estate |

## COMPRESSOR START DEVICES

Refrigerator




For use on 20-, 22-, 25- and 27-cubic-foot, side-by-side refrigerators.

| Order No. | Replaces   |
|-----------|--|
| 8201799   | 1164371, 2188393, 2188504, 2188505, 2188506, 2188507, 2204306, 2204307, 2204413, 2261634, 2261635, 2261636, 2261637, 2313407, AP3873993 & PS991485 |

## ELECTRONIC CONTROL BOARDS

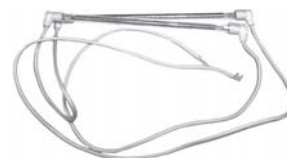
Refrigerator



| Order No. | Replaces  | For Use With  |
|-----------|-----------|---|
| W10503278 | W10165748 | Maytag<br>ABB1922FED1,<br>ABB1927VEB1,<br>ABB1927VEB2,<br>ABB1927VEW1,<br>ABB1927VEW2,<br>ABB192ZDEB5<br>&<br>ABB192ZDEB6,<br>Whirlpool |
| W10135090 | -         | Whirlpool<br>GS6SHEXNB05,<br>GS6SHEXNL05,<br>GS6SHEXNQ05,<br>GS6SHEXNS05<br>&<br>GS6SHEXNT05  |

## DEFROST HEATERS

Refrigerator



Features radiant glass construction. Measures 9-1/4". 500W.

| Order No. | For Use With   |
|-----------|--|
| 61001846  | Maytag, Amana, Admiral, Norge, Crosley, Estate, Jenn Air, Magic Chef & Sears Kenmore |

## DEFROST TIMER ASSEMBLIES

Adaptive – Refrigerator



Measures 3-3/4" x 3-1/4". Includes board and white plastic casing.

| Order No. | Replaces  | For Use With                                   |
|-----------|---|--|
| 61005988  | 12002104,<br>61002983,<br>61005950,<br>67003349 &<br>948430 | Maytag, Whirlpool,<br>Magic Chef &<br>Jenn Air |

# WHIRLPOOL – Refrigerator

## DOOR GASKETS

Refrigerator

| Order No. | Dim. In. H x W |
|-----------|----------------|
| 2188448A  | 40 x 27        |

## WATER FILTERS

Inline



| Order No. | Desc.               |
|-----------|---------------------|
| 4378411RB | Inline water filter |

## WATER FILTERS

Puriclean®



For use with Maytag, Amana and Jenn Air. Replaces UKF7003AXX, UKF5001AXX, UKF7001AXX & UKF7002AXX.

| Order No. | Pkg. Qty. |
|-----------|-----------|
| UKF7003   | 1         |
| UKF7003P  | 2         |

## WATER FILTERS

Bottom-Mount – Puriclean®



For use in Maytag, Jenn Air, Amana, Whirlpool and KitchenAid refrigerators with interior filter access. Replaces UKF8001AXX, 67003523, 67003526, 67003527, 67003528, 12589203, 12589206, 12589208 & 12589210.

| Order No. | Pkg. Qty. |
|-----------|-----------|
| UKF8001   | 1         |
| UKF8001P2 | 2         |

## SERVICE DRYERS

Refrigerator



For use with UV light. Features leak dye wafer.

| Order No. | For Use With  |
|-----------|---|
| W10143759 | Whirlpool 5ED2FHGXVQ00, 5ED2FHKXRL05, 5ED2FHKXVA00, 5ED2FHKXVQ00 & 5GR2SHKXLS05 |

## REFRIGERATOR COMPRESSORS



| Order No. | For Use With                                  |
|-----------|---|
| W10160407 | Maytag ABB2522FEB2, ABB2522FEQ2 & ABB2522FEW2 |

## AUGER MOTOR COUPLINGS

Icemaker



| Order No. | Replaces                    | For Use With |
|-----------|-----------------------------|--------------|
| W10169511 | W10140958, 2205716 & 983663 | Whirlpool    |

## STRIPPER ARMS

Icemaker



| Order No. | Replaces |
|-----------|----------|
| W10297244 | 2198598  |

## WATER FILTERS

Clean 'N Clear®



For use in refrigerators with interior filter access.

| Order No. | Replaces   | For Use With |
|-----------|--|--------------|
| WF401S    | 12527304, 12388401, 12388402, 12527305, 12527307, 12527309, 67003634, 67003633, 67003632 & WF401 | Amana        |

## BRUSH & SPRING ASSEMBLIES

Carbon Motor Brushes



For use with appliance motors.

| Order No. | Lgth. In. |
|-----------|-----------|
| W10380496 | 2-1/4     |

## RETAINING RINGS

Dryer



Features truarc design.

| Order No. | Replaces                  | For Use With       |
|-----------|---------------------------|--------------------|
| 9703438   | 4-10233, 410233 & 65100-1 | Magic Chef & Norge |

Electrolux & Frigidaire

GE & Hotpoint

Whirlpool & Maytag

Cooking & Gas Products

Dishwasher, Disposer & Water Heater

Laundry

Refrigeration

Fittings, Venting & Installation

Electrical

Plumbing

Property Maintenance

Motors

HVAC/R

Chemicals

Charging, Recovery & Welding

Test Equip., Tools & Service Acc.

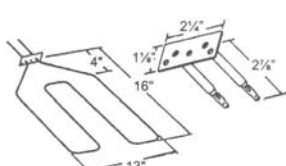




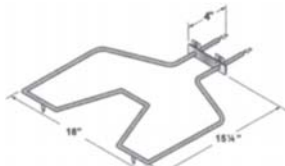
# Bake & Broil Elements



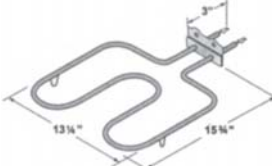
## BAKE & BROIL ELEMENTS



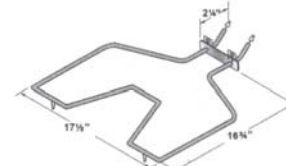
492623



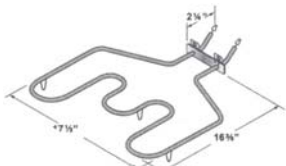
440380



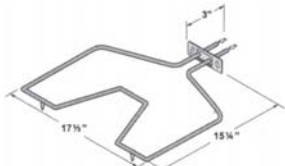
492615, CH5910



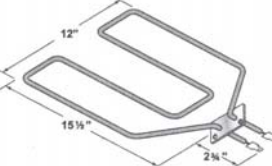
492703



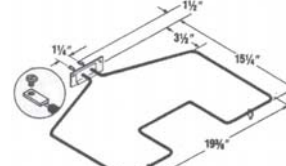
492711



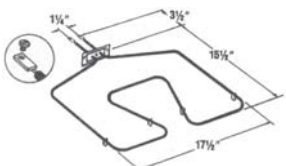
492640



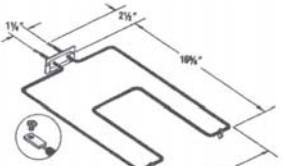
492666



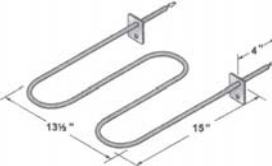
450546



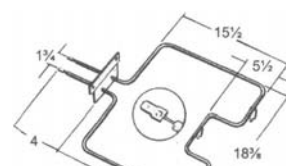
453173



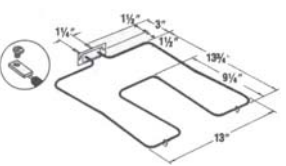
458290



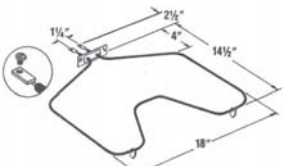
492682



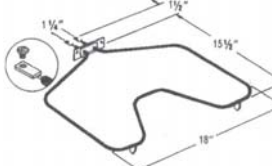
492922



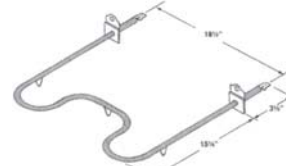
454280



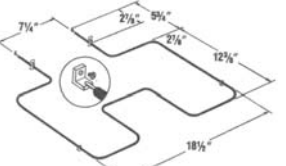
458193



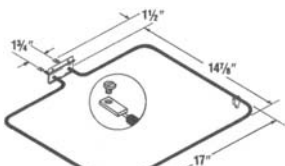
454811



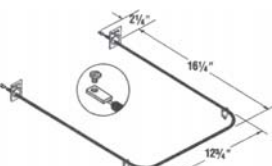
CH3019, CH7019



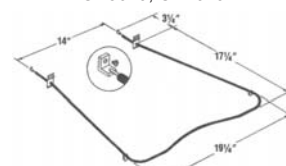
CH584



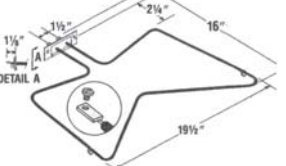
CH606



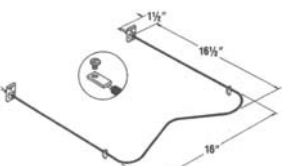
CH620



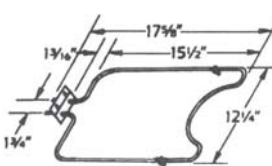
CH629



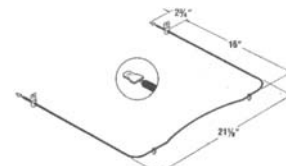
CH641



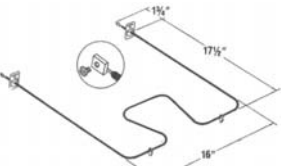
CH672



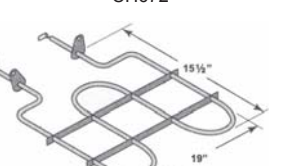
CH6800



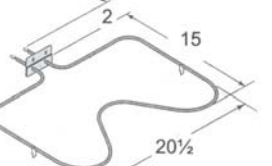
CH700



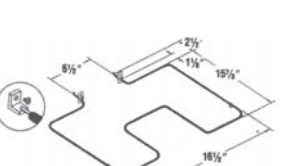
CH701



CH7155



CH7156



CH718

Electrolux  
& Frigidaire

GE  
& Hotpoint

Whirlpool  
& Maytag

Cooking  
& Gas  
Products

Dishwasher,  
Disposer &  
Water Heater

Laundry

Refrigeration

Fittings,  
Venting &  
Installation

Electrical

Plumbing

Property  
Maintenance

Motors

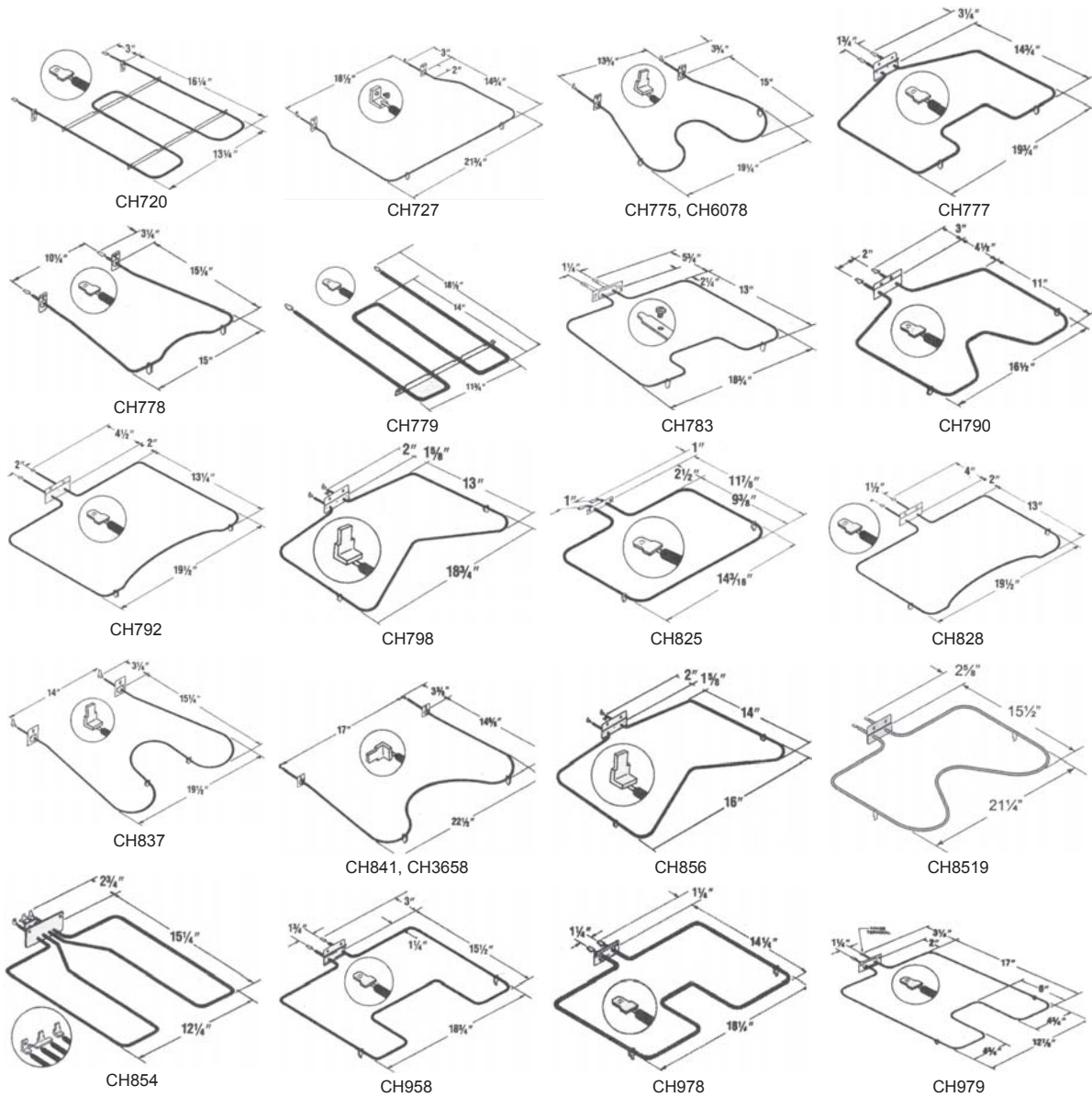
HVAC/R

Chemicals

Charging,  
Recovery  
& Welding

Test Equip.,  
Tools &  
Service Acc.

# BACKER – Bake & Broil Elements



| Order No. | Volts | Watts |
|-----------|-------|-------|
| 492623    | 240   | 3400  |
| 440380    | 240   | 2585  |
| 492615    | 240   | —     |
| 492703    | 240   | 2600  |
| 492711    | 240   | 3500  |
| 492640    | 240   | 2500  |
| 492666    | 240   | 3500  |
| 450546    | 240   | 3000  |
| 454096    | 240   | 3000  |
| 453173    | 240   | 3000  |
| 458290    | 250   | 3000  |
| 492682    | 240   | —     |
| 492922    | 240   | 3000  |
| 454280    | 240   | 3000  |
| 458193    | 250   | 2700  |
| 454811    | 250   | 2700  |
| CH3019    | 240   | 2800  |

# BACKER – Bake & Broil Elements

| Order No. | Volts   | Watts     |
|-----------|---------|-----------|
| CH3658    | 208/240 | 1577/2100 |
| CH5910    | 208/240 | 1878/2500 |
| CH6078    | 208/240 | 1950/2600 |
| CH584     | 250     | 3100      |
| CH606     | 240     | 2400      |
| CH620     | 240     | 2200      |
| CH629     | 240     | 2400      |
| CH641     | 240     | 3100      |
| CH672     | 240     | 2300      |
| CH6800    | 240/208 | 2000/1500 |
| CH700     | 240     | 2500      |
| CH7019    | 208/240 | 2100/2800 |
| CH701     | 240     | 2700      |
| CH7155    | 240/208 | 3400/2550 |
| CH7156    | 240/208 | 2800/2100 |
| CH718     | 240     | 3000      |
| CH720     | 240     | 3000      |
| CH727     | 250     | 2500      |
| CH775     | 240/208 | 2400/1800 |
| CH777     | 240     | 2700      |
| CH778     | 240/208 | 2100/1577 |
| CH779     | 240/208 | 3000/2250 |
| CH783     | 240/208 | 3000/2330 |
| CH790     | 240     | 2800      |
| CH792     | 240     | 2500      |
| CH798     | 240/208 | 2585/1940 |
| CH825     | 240     | 2000      |
| CH828     | 240     | 2500      |
| CH837     | 240     | 2400      |
| CH841     | 240/208 | 2500/1800 |
| CH856     | 240/208 | 2750/2065 |
| CH8519    | 240     | 2400      |
| CH854     | 240/208 | 3200/2400 |
| CH958     | 240     | 3000      |
| CH978     | 240     | 3000      |
| CH979     | 240     | 2200      |

Electrolux & Frigidaire

GE & Hotpoint

Whirlpool & Maytag

Cooking & Gas Products

Dishwasher, Disposer & Water Heater

Laundry

Refrigeration

Fittings, Venting & Installation

Electrical

Plumbing

Property Maintenance

Motors

HVAC/R

Chemicals

Charging, Recovery & Welding


Test Equip., Tools & Service Acc.

Not all the products we carry are listed in this catalog. If you don't see what you're looking for, please contact your local branch for assistance.

# Range Surface Elements



## RANGE SURFACE ELEMENTS



240V.

**Double Coil.** Includes screw type terminal connections, phenolic terminal block, coil support with enameled medallion and drip pan.

| Order No.                          | Volts   | Watts     | Size  | Desc.                        |
|------------------------------------|---------|-----------|-------|------------------------------|
| <b>Plug-In</b>                     |         |           |       |                              |
| SP12MA                             | 240     | 1250      | Small | 3 Turn coil w/ Delta support |
| SP21MA                             | 240     | 2100      | Large | 4 Turn coil w/ Delta support |
| SP12YA                             | 240     | 1250      | Small | 3 Turn coil w/ Y support     |
| SP21YA                             | 240     | 2100      | Large | 4 Turn coil w/ Y support     |
| SP111YA                            | 120     | 1100      | Small | 3 Turn coil w/ Y support     |
| MP15MA                             | 240/208 | 1500/1125 | Small | 4 Turn coil w/ Delta support |
| MP21MA                             | 240/208 | 2100/1575 | Large | 5 Turn coil w/ Delta support |
| MP26MA                             | 240/208 | 2600/1950 | Large | 5 Turn coil w/ Delta support |
| MP15YA                             | 240     | 1500      | Small | 4 Turn coil w/ Y support     |
| MP21YA                             | 240     | 2100      | Large | 5 Turn coil w/ Y support     |
| MP26YA                             | 208/240 | 1955/2500 | Large | 5 Turn coil w/ Y support     |
| 407804                             | 208/240 | 1000/1325 | Small | 5 Turn coil w/ Y support     |
| 407820                             | 208/240 | 1765/2350 | Large | 6 Turn coil/ w/ Y support    |
| <b>Hardwired</b>                   |         |           |       |                              |
| MP411                              | 240     | 1500      | Small |                              |
| MP412                              | 240     | 2100      | Large |                              |
| MC45R6R                            | 240/208 | 1500/1125 | Small | Double coil; includes ring   |
| MC80R9R                            | 240/208 | 2100/1575 | Large | Double coil; includes ring   |
| MC45                               | 240/208 | 1500/1125 | Small | 6" Double coil               |
| MC80                               | 240/208 | 2100/1575 | Large | 8" Double coil               |
| <b>Direct Plug-In or Hardwired</b> |         |           |       |                              |
| MP15U                              | 240/208 | 1500/1125 | Small | 4 Turn Adapt-O-Matic         |
| MP15MD                             | 208/240 | 1130/1500 | Small | 4 Turn coil w/ Delta support |
| MP21U                              | 240/208 | 2100/1575 | Large | 5 Turn Adapt-O-Matic         |
| MP21MD                             | 208/240 | 1575/2100 | Large | 5 Turn coil w/ Delta support |

# Range Surface Elements

| Order No.                  | Volts | Watts | Size  | Desc.                                       |
|----------------------------|-------|-------|-------|---|
| <b>MP25KA</b>              | –     | 2600  | Large | 8" 5 Turn                                   |
| <b>Lead Wires Attached</b> |       |       |       |   |
| <b>SM12MD</b>              | 250   | 1250  | Small | 3 Turn                                      |
| <b>SM21MD</b>              | 250   | 2100  | Large | 4 Turn                                      |
| <b>Mini-Burner</b>         |       |       |       |   |
| <b>4208K</b>               | 240   | 800   | Mini  | Fits standard 6" burner bowl; includes ring |



## SURFACE ELEMENTS



Six Turns



Five Turns



Three Turns



Four Turns

**Universal.** Features solid ring terminal connections.

| Order No.        | Watts     | Volts   | Dia. In. | No. Turns | Frame Style |
|------------------|-----------|---------|----------|-----------|-------------|
| <b>SELE302</b>   | 2350/1765 | 240/208 | 8        | 6         | –           |
| <b>SELE301</b>   | 1325/1000 | 240/208 | 6        | 5         | –           |
| <b>Universal</b> |           |         |          |           |             |
| <b>ERS36Y12</b>  | 1250      | 240     | 6        | 3         | Y           |
| <b>ERS46Y15</b>  | 1500      | 240     | 6        | 4         | Y           |
| <b>ERS48Y21</b>  | 2100      | 240     | 8        | 4         | Y           |
| <b>ERS58Y21</b>  | 2100      | 240     | 8        | 5         | Y           |
| <b>ERS58Y26</b>  | 2600      | 240     | 8        | 5         | Y           |
| <b>ERS36D12</b>  | 1250      | 240     | 6        | 3         | Delta       |
| <b>ERS46D15</b>  | 1500      | 240     | 6        | 4         | Delta       |
| <b>ERS58D21</b>  | 2100      | 240     | 8        | 5         | Delta       |
| <b>ERS58D26</b>  | 2600      | 240     | 8        | 5         | Delta       |

## SURFACE ELEMENTS

**Radiant**



| Order No.        |
|------------------|
| <b>ERRS65D12</b> |
| <b>ERRS85D20</b> |
| <b>SELE3992</b>  |
| <b>SELE0045</b>  |
| <b>SELE0044</b>  |

- Electrolux & Frigidaire
- GE & Hotpoint
- Whirlpool & Maytag
- Cooking & Gas Products
- Dishwasher, Disposer & Water Heater
- Laundry
- Refrigeration
- Fittings, Venting & Installation
- Electrical
- Plumbing
- Property Maintenance
- Motors
- HVAC/R
- Chemicals
- Charging, Recovery & Welding
- Test Equip., Tools & Service Acc.



# Range Surface Elements, Rings, Pans & Bowls



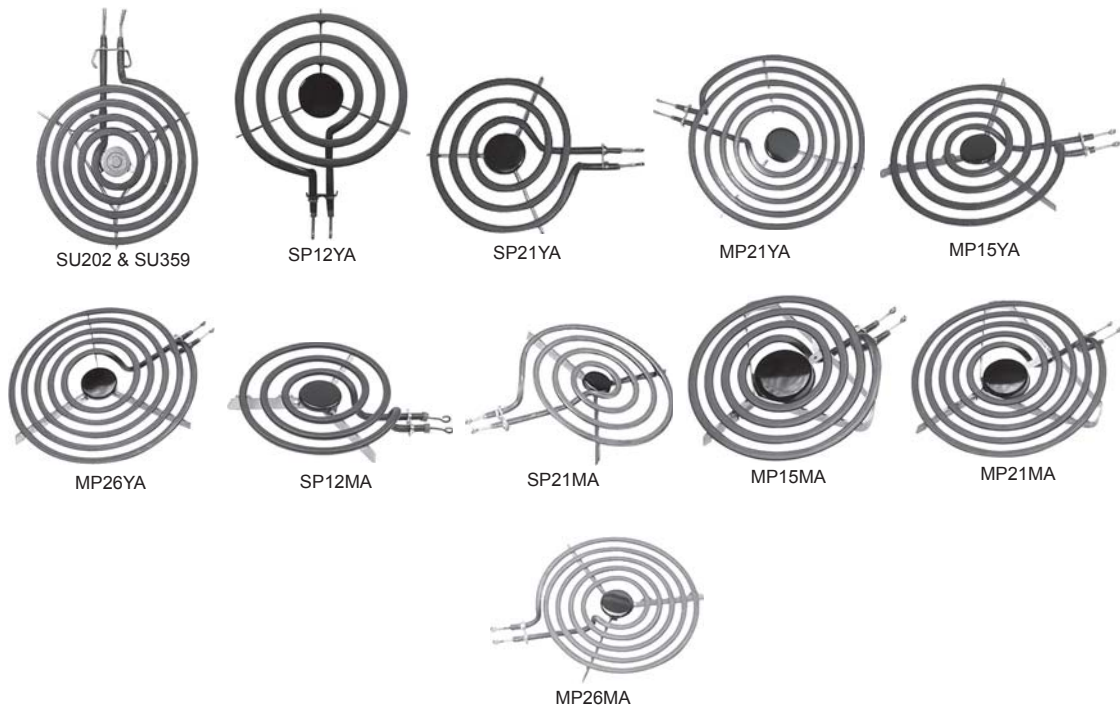
## RINGS, PANS & BOWLS



| Order No.   | Desc. | Dia. In. | Pkg.  |
|-------------|-------|----------|-------|
| <b>Ring</b> |       |          |       |
| 400231      | Small | 6        | Boxed |
| 401592      | Small | 6        | Bulk  |
| 400274      | Large | 8        | Boxed |
| 401605      | Large | 8        | Bulk  |
| <b>Pan</b>  |       |          |       |
| 400389      | Large | 8        | Boxed |
| <b>Bowl</b> |       |          |       |
| 404179      | Small | 6        | Bulk  |
| 404187      | Large | 8        | Bulk  |



## SURFACE ELEMENTS



Features high-temperature, stainless-alloy construction and nickel over steel looped terminals. 240V/208V. "V" or "W" Spider & Delta Style Elements. Black-porcelain coated medallion.

# Range Surface Elements & Wires

| Order No.                         | Watts     | Turns | Dia. In. |
|-----------------------------------|-----------|-------|----------|
| <b>"Y" or "W" Spider Elements</b> |           |       |          |
| SU201                             | 1250/938  | 3     | 6        |
| SU202                             | 2100/1575 | 4     | 8        |
| SP12YA                            | 1250/938  | 3     | 6        |
| SP21YA                            | 2100/1575 | 4     | 8        |
| MP21YA                            | 2100/1575 | 5     | 8        |
| MP15YA                            | 1500/1125 | 4     | 6        |
| MP26YA                            | 2600/1950 | 5     | 8        |
| <b>Delta Style Elements</b>       |           |       |          |
| SP12MA                            | 1250/938  | 3     | 6        |
| SP21MA                            | 2100/1575 | 4     | 8        |
| MP15MA                            | 1500/1125 | 4     | 6        |
| MP21MA                            | 2100/1575 | 5     | 8        |
| MP26MA                            | 2600/1950 | 5     | 8        |

Electrolux & Frigidaire

GE & Hotpoint

Whirlpool & Maytag

Cooking & Gas Products

Dishwasher, Disposer & Water Heater

Laundry

Refrigeration

Fittings, Venting & Installation

Electrical

Plumbing

Property Maintenance

Motors

HVAC/R

Chemicals

Charging, Recovery & Welding

Test Equip., Tools & Service Acc.



## RANGE CORDS

With Closed Eyelets



RC3-40-4



RC4-40-4

30 AMP.

| Order No.     | Size Ft.                 |
|---------------|--------------------------|
| <b>3 Wire</b> |                          |
| RC3-40-4      | 4                        |
| RC3-40-5      | 5                        |
| RC3-40-6      | 6                        |
| RC3-50-4      | 4                        |
| RC3-50-5      | 5                        |
| RC3-50-6      | 6                        |
| RC3-50-10     | 10                       |
| <b>4 Wire</b> |                          |
| RC4-40-4      | 4                        |
| RC4-40-5      | 5                        |
| RC4-40-6      | 6                        |
| RC4-50-4      | 4                        |
| RC4-50-5      | 5                        |
| RC4-50-6      | 6                        |
| 60-CLAMP      | Range cord strain relief |



## RANGE & APPLIANCE WIRES

Sil-A-Blend®



Features plated copper conductor, coat of colored silicone over top of glass braid and red/black/white triplexed. Rated to 392°F/200°C. UL/CSA certified.

| Order No.                        | Gauge | Lgth. Ft. | Max A @ 40°C | Max Watts @ 40°C 240V / 120V |
|----------------------------------|-------|-----------|--------------|------------------------------|
| <b>Silicone Over Glass Braid</b> |       |           |              |                              |
| RP0514G                          | 14    | 5         | 36           | 8 / 4 KW                     |
| RP0512G                          | 12    | 5         | 45           | 10 / 5 KW                    |
| RP2514G                          | 14    | 25        | 36           | 8 / 4 KW                     |
| RP2512G                          | 12    | 25        | 45           | 10 / 5 KW                    |
| RP5014G                          | 14    | 50        | 36           | 8 / 4 KW                     |
| RP5012G                          | 12    | 50        | 45           | 10 / 5 KW                    |
| <b>Glass Braid Only</b>          |       |           |              |                              |
| RP0512GB                         | 12    | 5         | 45           | 10 / 5 KW                    |
| RP2514GB                         | 14    | 25        | 36           | 8 / 4 KW                     |
| RP2512GB                         | 12    | 25        | 45           | 10 / 5 KW                    |

# Range/Appliance Wires & Blocks



## RANGE & APPLIANCE WIRES

### High Temperature



Features nickel plated copper conductor, high-temperature insulation and glass braided cover. 25-ft. length. Tan. UL/CSA certified.

| Order No.                            | Gauge | Max A @ 40°C | Max W @ 40°C<br>240V / 120V |
|--------------------------------------|-------|--------------|-----------------------------|
| <b>Silicone Rated to 482°F/250°C</b> |       |              |                             |
| T301425                              | 14    | 39           | 9 / 4.5 KW                  |
| T301225                              | 12    | 54           | 12 / 6 KW                   |
| T301025                              | 10    | 73           | 17 / 8.5 KW                 |
| <b>Mica Rated to 842°F/450°C</b>     |       |              |                             |
| RP2514NG                             | 14    | 45           | 10 / 5 KW                   |
| RP2512NG                             | 12    | 56           | 13 / 6.5 KW                 |

## RANGE & APPLIANCE WIRES

### High Temperature


For use in spark ignition systems. Features nickel plated copper conductor and high-voltage silicone rubber insulator. 25-ft. length. Rated to 482°F/250°C. 16 gauge. UL/CSA certified.

| Order No. | Max KV |    |
|-----------|--------|----|
|           | AC     | DC |
| RP2516H   | 10     | 25 |



## SILICONE RANGE WIRE

### Glass Braided – High Temperature



For use as leads to motors, transformers, appliances or other electrical circuits where a flexible conductor is required. Max. temperature 400°F (200°C). 600 Volts. UL listed.

| Order No.               | Gauge | Color   | Lgth. Ft. |
|-------------------------|-------|---------|-----------|
| <b>Single Wire</b>      |       |         |           |
| MA0HT12R2               | 12    | Red     | 10        |
| MA0HT12B2               | 12    | Black   | 10        |
| MA0HT12W2               | 12    | White   | 10        |
| MA0HT14R2               | 14    | Red     | 10        |
| MA0HT14B2               | 14    | Black   | 10        |
| MA0HT14W2               | 14    | White   | 10        |
| <b>3-Strand Twisted</b> |       |         |           |
| MA0512G                 | 12    | R,B, W  | 5         |
| MA01012G                | 12    | R, B, W | 10        |
| MA02512G                | 12    | R, B, W | 25        |

| Order No. | Gauge | Color   | Lgth. Ft. |
|-----------|-------|---------|-----------|
| MA05012G  | 12    | R, B, W | 50        |
| MA0514G   | 14    | R, B, W | 5         |
| MA01014G  | 14    | R, B, W | 10        |
| MA02514G  | 14    | R, B, W | 25        |
| MA05014G  | 14    | R, B, W | 50        |



## POLYETHYLENE RANGE WIRE

### Cross-Linked – 3-Strand

For use with appliances, coil leads, switchboard panels, motor leads and transformers. Max. temperature: 250°F (125°C). 600 Volts. Red, black and white. UL listed.

| Order No. | Gauge | Lgth. Ft. |
|-----------|-------|-----------|
| MA0512P   | 12    | 5         |
| MA01012P  | 12    | 10        |
| MA02512P  | 12    | 25        |
| MA05012P  | 12    | 50        |
| MA0514P   | 14    | 5         |
| MA01014P  | 14    | 10        |
| MA02514P  | 14    | 25        |
| MA05014P  | 14    | 50        |



Backer

## PLUG-IN BLOCKS

### Type TRB



For use with plug-in range surface elements. Features 1/4" male spade terminal connector.

| Order No. | Desc.         |
|-----------|---------------|
| 403934    | Plug-in block |

## TERMINAL BLOCK ASSEMBLIES

### Type GMP




For use with Chromalox MP units.

| Order No. |
|-----------|
| 404339    |

# Receptacles, Block/Bracket Assemblies & Medallions



## RECEPTACLES



ERR117



EBTK1676



ETBK0006



ETBK8228

Features nickel-plated bronze contacts.

| Order No.       | Desc.               |
|-----------------|---------------------|
| <b>ERR117</b>   | Fits many brands    |
| <b>EBTK1676</b> | 160 pieces per pack |
| <b>ETBK0006</b> | Terminal Blocks     |
| <b>ETBK8228</b> | Terminal Blocks     |



## BLOCK & BRACKET ASSEMBLIES

### Plug-In



| Order No.     | Desc.             |
|---------------|-------------------|
| <b>403408</b> | Complete assembly |
| <b>403416</b> | Complete assembly |
| <b>400362</b> | Block only        |



## ADAPT-O-KIT

For converting plug-in terminal to hard wired terminal.

| Order No.     | Desc.       |
|---------------|-------------|
| <b>403547</b> | Adapt-O-Kit |



## MEDALLIONS

| Order No.     | Desc.             |
|---------------|-------------------|
| <b>401955</b> | For Delta support |



## SURFACE ELEMENT RECEPTACLES



RR109 & RR117



R122

For use with SU2XX and SU3XX series surface elements. Nos. RR117 & RR122. Also for use with SU117 and SU118 surface elements.

| Order No.    | Includes   |
|--------------|--|
| <b>RR105</b> | Horizontal mounting clip, block & (2) terminals  |
| <b>RR109</b> | Vertical mounting clip, block, (2) wire leads, (2) wire nuts & (2) heat shrink                           |
| <b>RR110</b> | Horizontal mounting clip, block, (2) wire leads, (2) wire nuts & (2) heat shrink                         |
| <b>RR117</b> | Horizontal & vertical mounting clips, block, (2) wire leads, (2) wire nuts, (2) heat shrink & bracket.   |
| <b>RR122</b> | Horizontal and vertical mounting clips, block, (2) wire leads, (2) wire nuts, (2) heat shrink & bracket. |

Electrolux & Frigidaire

GE & Hotpoint

Whirlpool & Maytag

Cooking & Gas Products

Dishwasher, Disposer & Water Heater

Laundry

Refrigeration

Fittings, Venting & Installation

Electrical

Plumbing

Property Maintenance

Motors

HVAC/R

Chemicals

Charging, Recovery & Welding

Test Equip., Tools & Service Acc.

# Knobs, Gaskets & Igniters



## RANGE KNOB KITS

Universal



| Order No.    | Desc.               | Includes   |
|--------------|---------------------|--|
| <b>KN001</b> | Gas range           | 5 Knobs, 4 surface and 1 thermostat inlays, 5 black inserts (0.63" H) and 5 white inserts (0.40" H). |
| <b>KN002</b> | Electric range      | 5 Knobs, 8 surface and 2 thermostat inlays, and blue, green, gray, red and yellow inserts (5 each)   |
| <b>KN003</b> | Gas thermostat      | Knob, thermostat inlay, black insert (0.63" H) and white insert (0.40" H)                            |
| <b>KN004</b> | Electric thermostat | Knob, 2 thermostat inlays, and blue, green, gray, red and yellow inserts (1 each)                    |
| <b>KN005</b> | Universal infinite  | Knob, 2 surface inlays, and blue, green, gray, red and yellow inserts (1 each)                       |
| <b>KN006</b> | Universal broiler   | Knob, selector inlay and green insert  |



## CONTROL KNOBS

Range



RK699



RK458

Black.

| Order No.    | No. Knobs |
|--------------|-----------|
| <b>RK699</b> | 3         |
| <b>RK458</b> | 1         |

## CONTROL KNOB KITS

Electric & Gas Range



RK203

Black.

| Order No.             | No. Knobs | Inserts |
|-----------------------|-----------|---------|
| <b>Electric Range</b> |           |         |
| <b>RK100</b>          | 4         | 20      |
| <b>RK101</b>          | 1         | 5       |
| <b>RK103</b>          | 5         | 25      |
| <b>Gas Range</b>      |           |         |
| <b>RK200</b>          | 4         | 8       |
| <b>RK203</b>          | 5         | 10      |



## DOOR GASKETS

Oven



DG1416



DG2224



DG42

Features high temperature silicone rubber. FDA approved. No. **DG42**. Includes (16) clips.

| Order No.     | OAL In.  |
|---------------|----------|
| <b>DG1416</b> | 13-13/16 |
| <b>DG2224</b> | 21-13/16 |
| <b>DG42</b>   | 54       |

## OVEN RANGE IGNITERS

Viking®



For use with all Viking Glow Bar Ignition Systems®, both bake and broil.

| Order No.      | Replaces |
|----------------|----------|
| <b>SGR4001</b> | PB040001 |

**Quality Products**

**Quality People**



# Igniters, Infinite Switches, Thermostats & Capacitors



## OVEN IGNITERS

### Flat Style



CSA approved.  
**Nos. ERIG001, ERIG21, ERIG10016, and ERIG35.** Include male/female 2-pin quick disconnect.  
**No. ERIG5652.** Includes male 2-pin quick disconnect.  
**Nos. ERIG9159 & ERIG9998.** Include stripped wires and ceramic wire nuts.

| Order No.        | OAL In. | Lead Wire Lgth. In. |
|------------------|---------|---------------------|
| <b>ERIG0001</b>  | 3.17    | 12                  |
| <b>ERIG21</b>    | 3.65    | 8                   |
| <b>ERIG10016</b> | 3.65    | 15, 12, 8           |
| <b>ERIG5067</b>  | 5       | 15                  |
| <b>ERIG5068</b>  | 7       | 13                  |
| <b>ERIG35</b>    | 3.65    | 8                   |
| <b>ERIG5652</b>  | 3.65    | 10                  |
| <b>ERIG9159</b>  | 7       | 12                  |
| <b>ERIG9998</b>  | 3.65    | 17                  |

## OVEN IGNITERS



ERGR205

ERGR403

| Order No.      |
|----------------|
| <b>ERGR205</b> |
| <b>ERGR403</b> |

## RANGE IGNITERS



| Order No.       |
|-----------------|
| <b>ERIG9400</b> |

## INFINITE SWITCHES

### Voltage Sensing



For use with electric ovens. 240V; 13A. Features square break-off shaft. Includes nylon adapter inserts and instructions.

| Order No.         | Replaces       |
|-------------------|----------------|
| <b>ER5500200</b>  | Universal      |
| <b>ER5500200M</b> | INF240P Series |

## THERMOSTATS



For use on gas ranges with glowbar igniters.  
**Nos. 6440G0018 & 6460G0003.** Feature 7/8" shaft. Single pole.  
**No. ER6700S0011.** Thermostat kit; includes oven knob.  
**No. 6704G0013.** Single pole. Features variable broil and automatic reheat.

| Order No.          | Volts | Amps | Capillary Lgth. In. | No. Terminals |
|--------------------|-------|------|---------------------|---------------|
| <b>6440G0018</b>   | 120   | 5    | 36                  | 2             |
| <b>6460G0003</b>   | 120   | 5    | 36                  | 2             |
| <b>ER6700S0011</b> | -     | -    | -                   | -             |
| <b>6703G0007</b>   | 240   | 17   | 36                  | 4             |
| <b>6704G0013</b>   | 240   | 17   | 30                  | 4             |

## CAPACITORS

### Microwave – High Voltage



Features internal bleeder resistor and (4) 1/4" male quick disconnect terminals. Measures 2" W x 1-1/4" D.

| Order No.            | Volts | Value | Ht. In. |
|----------------------|-------|-------|---------|
| <b>13QBP21055</b>    | 2100  | .55   | 2-1/2   |
| <b>13QBP21065</b>    | 2100  | .65   | 2-1/2   |
| <b>13QBP20075</b>    | 2000  | .75   | 2-1/2   |
| <b>13QBP21080</b>    | 2100  | .80   | 2-1/2   |
| <b>13QBP21085</b>    | 2100  | .85   | 3       |
| <b>13QBP21090</b>    | 2100  | .90   | 3       |
| <b>13QBP21095</b>    | 2100  | .95   | 3       |
| <b>13QBP21095-1*</b> | 2100  | .95   | 3-1/2   |
| <b>13QBP21097</b>    | 2100  | .97   | 3       |
| <b>13QBP21100</b>    | 2100  | 1.00  | 3       |
| <b>13QBP21105</b>    | 2100  | 1.05  | 3       |

\* Features 3/16" terminals for use in Panasonic and Quasar microwaves.

Electrolux & Frigidaire

GE & Hotpoint

Whirlpool & Maytag

Cooking & Gas Products

Dishwasher, Disposer & Water Heater

Laundry

Refrigeration

Fittings, Venting & Installation

Electrical

Plumbing

Property Maintenance

Motors

HVAC/R

Chemicals

Charging, Recovery & Welding

Test Equip., Tools & Service Acc.

# Diodes, Door Handles, Latchkeys, Buttons & Levers



## DIODES

### Microwave – Universal



Features #8 ring terminal on banded side and quick disconnect on non-banded side. 12kV, 350mA.

**No. 11QBPUNIV.** Universal diode kit. Features (2) female quick disconnect terminals and (3) terminal adapters for attachment to diode.

| Order No. | Lgth. In. | QD Term. Type |
|-----------|-----------|---------------|
| 11QBP0234 | 3-3/8     | 3/16" Female  |
| 11QBP0236 | 3-1/2     | 1/4" Female   |
| 11QBP0530 | 12        | 2-1/4" Female |
| 11QBP0235 | 3-1/2     | 1/4" Male     |
| 11QBP0237 | –         | 1/4" Female   |
| 11QBP0526 | 10-5/8    | 2-1/4" Female |
| 11QBP0529 | 6         | 3/4" Female   |
| 11QBPUNIV | 3-5/8     | 1/4" Female   |

## DOOR HANDLES

### Microwave



| Order No.                         | Color | Desc.  |
|-----------------------------------|-------|--|
| 25QBP3779                         | Black | –  |
| 25QBP3780                         | White | –  |
| 25QBP3784                         | Black | –  |
| 25QBP3785                         | White | –  |
| <b>Goldstar, LG &amp; Kenmore</b> |       |  |
| 25QBP3765                         | White | 9-7/8" L x 1-1/8" W; holes 8-3/32 & 8-15/16 OC |
| 25QBP0514                         | Black | 9-7/8" L x 1-1/8" W; holes 8-1/2" OC           |
| <b>Sanyo</b>                      |       |  |
| 25QBP1550                         | Black | 8-1/8" L x 1" W; holes 6-1/2" OC               |

## DOOR HANDLES



| Order No. | Dim. In. L x W x H  |
|-----------|---------------------|
| 25QBP3821 | 1.75 x 10.75 x 1.25 |
| 25QBP3822 | 1.75 x 10.75 x 1.25 |

## DOOR LATCHKEYS

### Microwave



80QBP2524

Double-key design. Plastic construction.

| Order No.        | Dim. In. L x W x Thick. |
|------------------|-------------------------|
| <b>Sharp</b>     |                         |
| 80QBP2524        | 7-5/8 x 2 x 1/4         |
| 80QBP2621        | 6-3/4 x 2-1/16 x 5/8    |
| 80QBP2671        | 8-7/8 x 1-7/8 x 9/16    |
| <b>Panasonic</b> |                         |
| 80QBP8834        | –                       |

## DOOR OPENER BUTTONS

### Microwave



Fits Sharp microwaves. Black.

| Order No. | Dim. In. L x W x D    |
|-----------|-----------------------|
| 80QBP1175 | 2-7/8 x 15/16 x 1-1/2 |

## DOOR OPENER LEVERS

### Microwave



| Order No.        | Dim. In. L x W x D     |
|------------------|------------------------|
| <b>Sharp</b>     |                        |
| 80QBP1432        | 4-3/8 x 1-1/8 x 1-3/16 |
| 80QBP3117        | 4-1/2 x 1-1/2 x 1-9/16 |
| 80QBP7677        | 4-1/2 x 1-3/8 x 1      |
| <b>Panasonic</b> |                        |
| 80QBP8817        | 3-3/8 x 2-1/8 x 1-1/2  |

# Fuses, Fuse Holders, Rack Supports & Selector Buttons



## FUSES

### Microwave – Ceramic



Measures 1-1/4" L x 1/4" dia.

| Order No.        | Amps | Volts |
|------------------|------|-------|
| <b>Fast Blow</b> |      |       |
| 14QBP10CFB       | 10   | 250   |
| 14QBP12CFB       | 12   | 250   |
| 14QBP15CFB       | 15   | 250   |
| 14QBP20FSB       | 20   | –     |
| 14QBP25CFB       | 25   | 125   |
| 14QBP25FSB       | 25   | –     |
| 14QBP30CFB       | 30   | 125   |
| <b>Slow Blow</b> |      |       |
| 14QBP10CSB       | 10   | 250   |
| 14QBP15CSB       | 15   | 250   |
| 14QBP20CSB       | 20   | 250   |
| 14QBP25CSB       | 25   | 125   |
| 14QBP30CSB       | 30   | 125   |

## FUSES

### Microwave



Slow blow design. Measures 20mm L x 5mm dia.

| Order No.       | Amps | Volts |
|-----------------|------|-------|
| <b>Glass</b>    |      |       |
| 14QBP.25GSB20MM | 1/4  | 250   |
| <b>Ceramic</b>  |      |       |
| 14QBP04CSB20MM  | 4    | –     |

## FUSES

### Microwave – Midget



250V.

| Order No.           | Amps | Dim. In. L x Dia. |
|---------------------|------|-------------------|
| <b>Type NLM/NON</b> |      |                   |
| 14QBP20NLM          | 20   | 2 x 9/16          |
| 14QBP30NLM          | 30   | 2 x 9/16          |
| <b>Type SC/SLC</b>  |      |                   |
| 14QBP15SC           | 15   | 1-5/16 x 13/32    |
| 14QBP20SC           | 20   | 1-5/16 x 13/32    |

## FUSE HOLDERS

### Microwave



For use with Sanyo and Samsung microwaves. Holds 1-1/4" L x 1/4" dia. ceramic or glass fuses. Features 1/4" male terminals and gray molded base.

| Order No. | Amps | Volts |
|-----------|------|-------|
| 14QBP0101 | 30   | 300   |

## RACK SUPPORTS

### Microwave



Fits Goldstar microwaves. Plastic construction.

| Order No. | Dim. In. L x W x D |
|-----------|--------------------|
| 82QBP0102 | 3/4 x 9/16 x 15/16 |

## SELECTOR BUTTONS

### Microwave



Fits Sharp microwaves. Measures 5" L x 1-7/16" W x 3/4" D.

| Order No. | Color  | Replaces            |
|-----------|--------|---------------------|
| 80QBP1468 | White  | R1501, R1506, R1511 |
| 80QBP8675 | Black  | R1500, R1505, R1510 |
| 80QBP8712 | Almond | R1502, R1512        |



Electrolux & Frigidaire

GE & Hotpoint

Whirlpool & Maytag

Cooking & Gas Products

Dishwasher, Disposer & Water Heater

Laundry

Refrigeration

Fittings, Venting & Installation

Electrical

Plumbing

Property Maintenance

Motors

HVAC/R

Chemicals

Charging, Recovery & Welding

Test Equip., Tools & Service Acc.

# Microwave Magnetrons



## MAGNETRONS

### Microwave



Features 30mm antenna.


| Order No.        | Rated Watts | Peak Voltage kV | Config. | Dim. mm<br>L x W | Replaces  |
|------------------|-------------|-----------------|---------|------------------|---|
| <b>10QBP1003</b> | 900 to 1000 | 4.35            | H       | 114.3 x 95       | 2M75P1-21, 2M244M14, 2M244M62, 2M246-210DP, 2M246-210GF, 2M246-240, 2M248HFNN1, 2M248H, 2M248HL, 2M248H1F, 2M261M32AF, 2M261M32F, 2M261M32FM, 2M261M32G, 2M261M32J, 2M261M32JP, 2M261M32JY, 2M261M32KLP, 2M261M32JKY  |
| <b>10QBP1000</b> | 900 to 1000 | 4.35            | J       | 114.3 x 95       | 2M244M10, 2M246J, 2M248J, 2M248JA, 2M248JFN, 2M248JFNN, 2M248JGM, 2M248JV   |
| <b>10QBP1006</b> | 1000        | 4.35            | J       | 113 x 93         | 2M246-01AMT, 2M248GS, 2M248JFN, 2M248JGS, 2M282JLG, 2M292JLG  |
| <b>10QBP0231</b> | 700 to 850  | 4.10            | H       | 128 x 95         | OM55A20, OM75A20, OM75S20, OM75S21, 2M128D, 2M140H, 2M140H1, 2M154K, 2M157M3, 2M158H, 2M158HD, 2M167AM15, 2M167B62, 2M167BM12, 2M167BM14, 2M172AH, 2M172AHM, 2M172H, 2M172HE, 2M200CX1, 2M204M5, 2M210H, 2M210M62, 2M226H, 2M226-240GF, 2M236M1F1, 2M236M32, 2M240AH, 2M240H12, 2M240HL2R, 2M240HP, 2M253HL   |
| <b>10QBP0229</b> | 700 to 850  | 4.10            | J       | 129 x 95         | OM75P10ERHN, OM75S11, 2M107A301, 2M107H254, 2M127SE1, 2M128B1, 2M128C, 2M140J, 2M140M, 2M157M4, 2M167AM6, 2M167B51, 2M167B63C, 2M167M6, 2M172AC, 2M219JH, 2M224M9, 2M226J, 2M240JFN, 2M240M, 2M253L, 2M253JL, 2M253JN   |
| <b>10QBP0230</b> | 700 to 850  | 4.10            | J       | 128 x 95         | OM75P10ERHN, OM75S11, 2M107A301, 2M107H254, 2M127SE1, 2M128B1, 2M128C, 2M140J, 2M140M, 2M157M4, 2M167AM6, 2M167B51, 2M167B63C, 2M167M6, 2M172AC, 2M219JH, 2M224M9, 2M226J, 2M240JFN, 2M240M, 2M253L, 2M253JL, 2M253JN   |
| <b>10QBP0232</b> | 700 to 850  | 4.10            | K       | 127 x 80         | OM75P21ESGN, OM75PH31ESS, OM75P31, OM75P31EFH, OM75P31ERHN, OM75P31MTMN, OM75P31MTSN, OM75P31ESNL, OM75P31ESS, OM75P31ESGN, OM75P31ESHL, OM75S31, OM75S31ESS, OM75S31ESGN, OM75SH31ESS, 2M140A87, 2M167BM15, 2M167M15, 2M172AK, 2M172K, 2M204M1, 2M210M1, 2M210M1C1, 2M210M1E, 2M210M1F, 2M210M1F1, 2M210M1S, 2M210M1SA, 2M226-519K, 2M226K, 2M236M1E1, 2M240AK, 2M240K, 2M240KFN, 2M500G |
| <b>10QBP0234</b> | 700 to 800  | 4.10            | J       | 126 x 90         | 2M204M2, 2M204M3, 2M214-161GP, 2M214-02, 2M214-03AMT, 2M214-39F, 2M214-44, 2M214-5129, 2M214-512PF, 2M214J, 2M218J, 2M229J, 2M229JFM, 2M229JGM, 2M229JL, 2M229JLR   |
| <b>10QBP0228</b> | 700 to 800  | 4.10            | K       | 127 x 80         | MPI55BKGM, 2M214-15AMT, 2M214-160GP, 2M214-19, 2M214-19F, 2M214-31, 2M214K, 2M229K, 2M229KA, 2M254HL  |
| <b>10QBP1004</b> | 900 to 1000 | 4.35            | K       | 117 x 80         | 2M248K, 2M246K, 2M244-M1, 2M244-M1F   |

# Microwave Switches



## SWITCHES

### Microwave



| Order No.                    | Desc.                  | Action     | Amps | Volts   | Terminal    |
|------------------------------|------------------------|------------|------|---------|-------------|
| <b>Universal Replacement</b> |                        |            |      |         |             |
| 28QBP0491                    | Button                 | SPDT NO/NC | 21   | 125/250 | .020 x .187 |
| 28QBP0492                    | Button                 | SPDT NO/NC | 21   | 125/250 | .320 x .250 |
| 28QBP0493                    | Button, light pressure | SPDT NO/NC | 15   | 125/250 | .020 x .187 |
| 28QBP0494                    | Button, light pressure | SPDT NO/NC | 15   | 125/250 | .320 x .250 |
| 28QBP0495                    | Button                 | SPDT NO/NC | 15   | 125/250 | .020 x .187 |
| 28QBP0496                    | Button                 | SPDT NO/NC | 15   | 125/250 | .320 x .250 |
| 28QBP0540                    | Lamp/sensor button     | SPDT NO/NC | 1    | 125     | .020 x .187 |
| 28QBP0541                    | Lamp/sensor button     | SPDT NO/NC | 1    | 125     | .320 x .250 |
| 28QBP0497                    | Latch button           | SPST NO    | 15   | 125/250 | .020 x .187 |
| 28QBP0498                    | Latch button           | SPST NO    | 15   | 125/250 | .320 x .250 |
| 28QBP0499                    | Monitor button         | SPST NC    | 15   | 125/250 | .020 x .187 |
| 28QBP0500                    | Monitor button         | SPST NC    | 15   | 125/250 | .320 x .250 |
| 28QBP0507                    | Lever, extra long      | SPDT NO/NC | 15   | 125/250 | .020 x .187 |
| 28QBP0546                    | Lever, extra long      | SPDT NO/NC | 15   | 125/250 | .032 x .250 |
| 28QBP0503                    | Lever, long            | SPST NC    | 15   | 125/250 | .020 x .187 |
| 28QBP0504                    | Lever, long            | SPST NC    | 15   | 125/250 | .032 x .250 |
| 28QBP0501                    | Lever, short           | SPDT NO/NC | 15   | 125/250 | .020 x .187 |
| 28QBP0502                    | Lever, short           | SPDT NO/NC | 15   | 125/250 | .032 x .250 |
| 28QBP0505                    | Simulated roller       | SPDT NO/NC | 15   | 125/250 | .020 x .187 |
| 28QBP0506                    | Simulated roller       | SPDT NO/NC | 15   | 125/250 | .032 x .250 |
| <b>Exact Replacement</b>     |                        |            |      |         |             |
| 28QBP0839                    | Repl. Panasonic latch  | SPST NO    | 3    | 277     | .187        |

### MANUFACTURERS' CATALOGS

We will be glad to send manufacturers' catalogs and other available publications and data on request.

Electrolux  
& Frigidaire

GE  
& Hotpoint

Whirlpool  
& Maytag

Cooking  
& Gas  
Products

Dishwasher,  
Disposer &  
Water Heater

Laundry

Refrigeration

Fittings,  
Venting &  
Installation

Electrical

Plumbing

Property  
Maintenance

Motors

HVAC/R

Chemicals

Charging,  
Recovery  
& Welding

Test Equip.,  
Tools &  
Service Acc.



# Thermal Fuses & Thermostats



## THERMAL FUSES

### Microwave



For use in microwaves, appliances, office machines and industrial equipment. Rated 10A @ 250V AC or 15A @ 120V AC.

| Order No. | °F  |
|-----------|-----|
| 22QBP072  | 162 |
| 22QBP084  | 183 |
| 22QBP093  | 199 |
| 22QBP104  | 219 |
| 22QBP128  | 262 |
| 22QBP152  | 306 |
| 22QBP169  | 336 |
| 22QBP184  | 363 |
| 22QBP192  | 378 |
| 22QBP216  | 421 |
| 22QBP228  | 442 |

## THERMAL FUSES

### Microwave – Encased



Features electronically-insulated case with (2) male spade terminals. Rated 10A @ 250V AC or 15A @ 120V AC.

| Order No.              | °F  |
|------------------------|-----|
| <b>1/4" Terminals</b>  |     |
| 21QBP077V              | 171 |
| 21QBP084V              | 183 |
| 21QBP098V              | 208 |
| 21QBP110V              | 230 |
| 21QBP128V              | 262 |
| 21QBP152V              | 306 |
| <b>3/16" Terminals</b> |     |
| 21QBP121V-1            | 250 |
| 21QBP144V-1            | 291 |

## THERMAL FUSES

### Microwave – Encased

Rated 15A @ 120V AC. Vertical terminals.

| Order No.                 | °F  | Terminal Size In. |
|---------------------------|-----|-------------------|
| <b>Vertical Terminals</b> |     |                   |
| 23QBP120V                 | 248 | 1/4               |
| 23QBP145V                 | 293 | 1/4               |



## THERMOSTATS

### Microwave – Horizontal Terminal



For use in high-limit cutoff or oven cavity safety applications. Features 50° differential. Open tolerance -7°F; close tolerance ±12°F. 15A @ 120V. Mounting holes 25mm center to center.

| Order No.              | °F  |
|------------------------|-----|
| <b>1/4" Terminals</b>  |     |
| 18QBP088H              | 190 |
| 18QBP093H              | 199 |
| 18QBP099H              | 210 |
| 18QBP110H              | 230 |
| 18QBP121H              | 250 |
| 18QBP127H              | 261 |
| 18QBP138H              | 280 |
| 18QBP149H              | 300 |
| 18QBP160H              | 320 |
| <b>3/16" Terminals</b> |     |
| 18QBP110H-1            | 230 |

## THERMOSTATS

### Microwave – Vertical Terminal



For use in high-limit cutoff or oven cavity safety applications. 15A @ 120V. Mounting holes 25mm center to center.

| Order No.              | °F  |
|------------------------|-----|
| <b>1/4" Terminals</b>  |     |
| 18QBP060V              | 140 |
| 18QBP077V              | 171 |
| 18QBP094V              | 201 |
| 18QBP122V              | 252 |
| 18QBP135V              | 275 |
| 18QBP145V              | 293 |
| <b>3/16" Terminals</b> |     |
| 18QBP090V-1            | 194 |
| 18QBP110V-1            | 230 |
| 18QBP135V-1            | 275 |

## THERMOSTATS

### Microwave – Wide Mount



Horizontal

For use in high-limit cutoff or oven cavity safety applications. Features 1/4" terminals. 15A @ 120V. Mounting holes 30mm center to center.

| Order No.         | °F  |
|-------------------|-----|
| <b>Horizontal</b> |     |
| 18QBP120H-W       | 248 |
| 18QBP150H-W       | 302 |
| <b>Vertical</b>   |     |
| 18QBP180V-1W      | 356 |



Vertical

# Microwave Turntable/Stirrer Motors & Turntable Supports



## TURNTABLE/STIRRER MOTORS

### Microwave



### Shaft

| Order No.        | Volts | Type | Dim. In. Lgth. x Dia. | RPM   | Watts   | Rotation |
|------------------|-------|------|-----------------------|-------|---------|----------|
| <b>Emerson</b>   |       |      |                       |       |         |          |
| 15QBP0685        | 120   | A    | 7/16 x 0.275          | 2.5/3 | 2.5/2   | CW/CCW   |
| <b>Goldstar</b>  |       |      |                       |       |         |          |
| 15QBP0111        | 120   | B    | 9/16 x 0.275          | 3     | 2.8     | CW/CCW   |
| 15QBP4166        | 21    | B    | 7/16 x 0.275          | 2.5/3 | 3       | CW/CCW   |
| <b>Panasonic</b> |       |      |                       |       |         |          |
| 15QBP0851        | 120   | A    | 5/8 x 0.275           | 5/6   | 3/2.5   | CW/CCW   |
| <b>Samsung</b>   |       |      |                       |       |         |          |
| 15QBP1017        | 21    | B    | 9/16 x 0.275          | 2.5/3 | 3/2.5   | CW/CCW   |
| 15QBP3932        | 21    | B    | 9/16 x 0.275          | 5/6   | 3/2.5   | CW/CCW   |
| <b>Sharp</b>     |       |      |                       |       |         |          |
| 15QBP1344        | 120   | D    | 17/32 x 0.312         | 2.5/3 | 3.3/2.8 | CW/CCW   |
| 15QBP4184        | 120   | D    | 5/16 x 0.275          | 3     | 2       | CW/CCW   |
| 15QBP4185        | 120   | A    | 7/16 x 0.275          | 6     | 2       | CW/CCW   |
| <b>Other</b>     |       |      |                       |       |         |          |
| 15QBP4204        | 120   | B    | 7/16 x 0.275          | 6     | 2.8     | -        |
| 15QBP4227        | -     | -    | -                     | -     | -       | -        |
| 15QBP4235        | -     | -    | -                     | 6     | -       | -        |

## TURNTABLE SUPPORTS

### Microwave

Plastic construction.  
**Roller Ring.** For use with Panasonic microwaves. Features 9/16" diameter rollers.



80QBP4011

### Tri-Wing

| Order No. | Ring Rad. In. | Roller Type | Roller Dia. In. | Shaft Lgth. In. | For Use With        |
|-----------|---------------|-------------|-----------------|-----------------|---------------------|
| 80QBP4011 | 3-15/16       | D           | 9/16            | 9/16            | Goldstar, Kenmore   |
| 80QBP7161 | 4-3/4         | D           | 9/16            | 3/4             | Goldstar, Kenmore   |
| 80QBP8723 | 4-3/8         | D           | 9/16            | 9/16            | Goldstar, Panasonic |
| 80QBP1021 | 4-13/16       | X           | 5/8             | 5/8             | Sharp               |
| 80QBP3644 | 4-1/2         | X           | 9/16            | 1/2             | Sharp               |

This information is provided "as is" without warranty of any kind by any person, including without limitation, the owner and the publisher.

Electrolux & Frigidaire

GE & Hotpoint

Whirlpool & Maytag

Cooking & Gas Products

Dishwasher, Disposer & Water Heater

Laundry

Refrigeration

Fittings, Venting & Installation

Electrical

Plumbing

Property Maintenance

Motors

HVAC/R

Chemicals

Charging, Recovery & Welding


Test Equip., Tools & Service Acc.

# Microwave Turntable Couplings & Turntable Trays



## TURNTABLE COUPLINGS

### Microwave



80QBP2193      80QBP1352



80QBP8568      80QBP0571

| Order No.        | Drive Dia. In. | Drive Type | Shaft Style | Shaft Lgth. In. |
|------------------|----------------|------------|-------------|-----------------|
| <b>Panasonic</b> |                |            |             |                 |
| <b>80QBP2193</b> | 1-1/4          | Tri-wing   | D           | 15/16           |
| <b>Sharp</b>     |                |            |             |                 |
| <b>80QBP1352</b> | 15/32          | Square     | Double flat | 3/4             |
| <b>80QBP8568</b> | 2              | Round      | Double flat | 1               |
| <b>80QBP0571</b> | 15/16          | Square     | Double flat | 7/16            |
| <b>Samsung</b>   |                |            |             |                 |
| <b>80QBP9011</b> | 2              | Tri-wing   | D           | 17/32           |

## TURNTABLE TRAYS

### Microwave



Round design. Glass.

- No. **30QBP0057**. Features raised 2" circle in center.
- No. **30QBP4124**. Features (3) 3/16" tall feet 5-1/2" apart.
- Nos. **30QBP1848 & 30QBP0331**. Features (3) 3/16" tall feet 6-5/16" apart.
- No. **30QBP3031**. Features (3) round feet 9-1/4" apart.
- No. **30QBP0766**. Features (3) 1/8" tall feet 7-3/4" apart.
- No. **30QBP4107**. Features (3) rectangular feet on ridge.
- No. **30QBP4126**. Features (3) 5/32" tall tapered feet 7-5/8" apart.

| Order No.        | Dia. In. | Track Dim. In. |        | For Use With              |
|------------------|----------|----------------|--------|---------------------------|
|                  |          | ID             | OD     |                           |
| <b>30QBP2525</b> | 9-5/8    | 6-3/4          | 7-1/16 | Goldstar                  |
| <b>30QBP0649</b> | 12       | 7-5/8          | 9-3/8  | Goldstar, Kenmore, Daewoo |
| <b>30QBP0057</b> | 10-3/4   | 8              | 9      | Sharp                     |
| <b>30QBP3675</b> | 11-3/8   | 7              | 8-7/8  | Samsung                   |
| <b>30QBP1848</b> | 12-1/2   | 8-1/4          | 10-1/4 | Samsung                   |
| <b>30QBP0663</b> | 12-3/4   | 8-1/4          | 11-1/4 | Goldstar, Kenmore         |
| <b>30QBP4124</b> | 12-7/16  | 3-3/16         | 9-5/8  | -                         |
| <b>30QBP3538</b> | 12-7/8   | -              | -      | -                         |
| <b>30QBP3031</b> | 13-1/4   | 7-7/8          | 8-7/8  | -                         |
| <b>30QBP0901</b> | 13-1/4   | 7-7/8          | 8-7/8  | Sharp                     |
| <b>30QBP0331</b> | 13-9/16  | 8-1/4          | 10-7/8 | Panasonic                 |
| <b>30QBP0766</b> | 14-1/8   | 9-3/4          | 11     | Panasonic                 |
| <b>30QBP4107</b> | 14-3/16  | 8-5/8          | 9-3/4  | Sharp                     |
| <b>30QBP4087</b> | 16       | 8-11/16        | 9-5/8  | Sharp                     |
| <b>30QBP4126</b> | 16-9/16  | 9-3/4          | 11     | Panasonic                 |

# Microwave Turntable Trays & Waveguides/Stirrer Covers



## TURNTABLE TRAYS

Microwave – Glass



| Order No. | Dim. In. |
|-----------|----------|
| 30QBP2782 | 13-5/8   |
| 30QBP4126 | 16-9/16  |

## TURNTABLE TRAYS

Microwave – Glass



| Order No. |
|-----------|
| 30QBP4185 |

## TURNTABLE TRAYS

Microwave – Glass



| Order No. | Dim. In. |
|-----------|----------|
| 30QBP4630 | 16       |

## WAVEGUIDES/STIRRER COVERS


Microwave




40QBP1012



29QBP1951



29QBP2569



40QBP4203

Nos. 40QBP1012 & 40QBP1618. Cut to fit.  
Nos. 29QBP2569 & 40QBP4203. Features plastic shaft.

| Order No. | Universal | Dim. In.             |
|-----------|-----------|----------------------|
| 40QBP1012 |           | 12 L x 10 W          |
| 40QBP1618 |           | 18 L x 16 W          |
|           | Sharp     |                      |
| 29QBP0478 |           | 4-3/8 L x 2-27/32 W  |
| 29QBP1951 |           | 4-11/16 L x 3-1/16 W |
| 29QBP2569 |           | 9-5/16 Dia.          |
| 40QBP0482 |           | 4-9/16 L x 4-1/16 W  |
| 40QBP0485 |           | 4-3/8 L x 4-1/16 W   |
| 40QBP0715 |           | 4-3/4 L x 4-3/16 W   |
| 40QBP0737 |           | 4-3/16 L x 3-27/32 W |
| 40QBP4197 |           | 4-23/32 L x 4-7/32 W |
| 40QBP4203 |           | 8-1/2 L x 8-1/2 W    |

## WAVEGUIDE COVER RETAINER CLIPS

Microwave



Canoe-type design. Universal fit.

| Order No. | Pin Head Size In. | Dim. In. L x W |
|-----------|-------------------|----------------|
| 80QBP0895 | .420              | .590 x .236    |

Electrolux & Frigidaire

GE & Hotpoint

Whirlpool & Maytag

Cooking & Gas Products

Dishwasher, Disposer & Water Heater

Laundry

Refrigeration

Fittings, Venting & Installation

Electrical

Plumbing

Property Maintenance

Motors

HVAC/R

Chemicals

Charging, Recovery & Welding

Test Equip., Tools & Service Acc.

# Microwave Light Bulbs



## LIGHT BULBS

Microwave



Intermediate base. Clear.

| Order No.        | Watts | Volts | Lgth. In. | For Use With               |
|------------------|-------|-------|-----------|----------------------------|
| <b>26QBP0930</b> | 20    | 120   | 2-1/4     | Goldstar, Panasonic, Sharp |
| <b>26QBP0932</b> | 25    | 130   | 2-1/2     | Sharp                      |
| <b>26QBP4076</b> | 30    | 120   | 2-3/16    | Goldstar, Panasonic        |
| <b>26QBP4093</b> | 40    | 130   | 2-1/4     | –                          |
| <b>26QBP3236</b> | 40    | 130   | 2-1/2     | –                          |
| <b>26QBP4085</b> | 30    | 125   | 2-5/8     | –                          |
| <b>26QBP0936</b> | 40    | 130   | 2-7/8     | –                          |

## LIGHT BULB/BASE COMBINATIONS

Microwave



26QBP1121 & 26QBP4061      26QBP1109 & 26QBP1108

Includes base with 3/16" male terminals spaced 1/4" apart.

| Order No.        | Lgth. In. | Watts | Volts |
|------------------|-----------|-------|-------|
| <b>26QBP1121</b> | 2-1/2     | 20    | 125   |
| <b>26QBP1109</b> | 2-5/8     | 20    | 125   |
| <b>26QBP4061</b> |           | 30    | 125   |
| <b>26QBP1108</b> |           | 40    | 130   |

## LIGHT BULBS

Microwave



Intermediate base. Clear. 120V.

| Order No.        | Watts | Lgth. In. | For Use With                        |
|------------------|-------|-----------|-------------------------------------|
| <b>26QBP0542</b> | 25    | 2-1/4     | Samsung                             |
| <b>26QBP1119</b> | 30    | 2-5/16    | Goldstar, Kenmore, Panasonic, Sanyo |
| <b>26QBP0544</b> | 40    | 2-5/16    | –                                   |

## LIGHT BULB/BASE COMBINATIONS

Microwave



| Order No.        | Watts |
|------------------|-------|
| <b>26QBP0938</b> | 20    |

## LIGHT BULB/BASE COMBINATIONS

Microwave



| Order No.        | Watts | Volts |
|------------------|-------|-------|
| <b>26QBP1125</b> | 20    | 125   |

## LIGHT BULBS

Microwave – Halogen



| Order No.                | Watts | Volts | Dim. In. L x W |
|--------------------------|-------|-------|----------------|
| <b>3/16" Pin Spacing</b> |       |       |                |
| <b>26QBP0348</b>         | 5     | 12    | 1-13/16 x 5/16 |
| <b>26QBP0177</b>         | 10    | 12    | 1-13/16 x 5/16 |
| <b>26QBP0239</b>         | 20    | 12    | –              |
| <b>5/16" Pin Spacing</b> |       |       |                |
| <b>26QBP0213</b>         | 20    | 120   | 1-5/8 x 5/8    |
| <b>26QBP4079</b>         | 35    | 120   | 1-11/16 x 5/8  |
| <b>26QBP10007</b>        | 35    | 130   | –              |
| <b>26QBP10021</b>        | 50    | 130   | 1-3/4 x 1/2    |



# Light Bulbs, Testers & Burner Assemblies



## LIGHT BULBS

Microwave – Halogen



| Order No.       | Watts | Volts |
|-----------------|-------|-------|
| <b>26QB4091</b> | 25    | 120   |

## TOUCH-UP PAINTS

Microwave

| Order No.           | Color       | Size Oz. |
|---------------------|-------------|----------|
| <b>Brush In Cap</b> |             |          |
| <b>98QB0301</b>     | Pearl white | 1/2      |
| <b>98QB0303</b>     | Snow white  | 1/2      |
| <b>Aerosol</b>      |             |          |
| <b>98QB0300</b>     | Pearl white | 6        |
| <b>98QB0302</b>     | Snow white  | 6        |

## MICROWAVE TESTERS

Magic Lights

For finding hot and cold spots in microwave ovens.

| Order No.   | Desc.            |
|-------------|------------------|
| <b>4750</b> | Microwave tester |

## BURNER ASSEMBLIES

Double



2944S0001



2495G0001

| Order No.        | Dim. In. L x H |
|------------------|----------------|
| <b>2944G0004</b> | 11-5/8 x 3-1/8 |
| <b>2944S0001</b> | 11-5/8 x 3     |
| <b>2945G0001</b> | 15 x 3-1/8     |

## BURNER ASSEMBLIES

Sealed



Porcelain construction. Black. Includes spark igniter.

Order No.

**BNR2409**

## SPARK MODULES



ER6513S0001

ER6520S0201

ER6540S0001



ER6549S0001

ER31829401

| Order No.          | No. Circuits               |                            |
|--------------------|----------------------------|----------------------------|
|                    | Manual Top Burner Ignition | Automatic Oven Re-Ignition |
| <b>ER6513S0001</b> | 2                          | 1                          |
| <b>ER6520S0201</b> | 2                          | 0                          |
| <b>ER6540S0001</b> | 0                          | 4                          |
| <b>ER6549S0001</b> | 2                          | 1                          |
| <b>ER31829401</b>  | 2                          | 1                          |

## SPARK SWITCHES



Features side and back terminals, orange cam, and .340" D-style insert.

| Order No.        | Stem Flat Style | Make °F |
|------------------|-----------------|---------|
| <b>1899G0013</b> | 12              | 56      |

Electrolux & Frigidaire

GE & Hotpoint

Whirlpool & Maytag

Cooking & Gas Products

Dishwasher, Disposer & Water Heater

Laundry

Refrigeration

Fittings, Venting & Installation

Electrical

Plumbing

Property Maintenance

Motors

HVAC/R

Chemicals

Charging, Recovery & Welding

Test Equip., Tools & Service Acc.

# Valves, Regulators, Weather Covers & Gas Connectors



## SAFETY VALVES



Features 3/8" Inlet. Includes mounting bracket. No. **5817H0088**. Features threaded fitting below orifice outlet.

No. **ER5817S0007**. Includes 14" capillary, 3/8" ferrule, 3/8" and 1/4" nuts with break-off ferrules, 1/4" M x 3/8" F nut, (1) side and (3) bottom mounting brackets.

Order No.

**5817H0003**

**5817H0088**

**ER5817S0007**

## PRESSURE REGULATORS



4"/10" convertible design.

Order No.

**ERPR1**

**ERPR4**

Conn. In. NPT

1/2 x 1/2

3/4 x 3/4

**Phone or FAX  
your order today!!**



## WEATHER COVERS

Maxicap



MAXICAP3R & MAXICAP5R



MAXICAP7R

Prevents regulator lock-up due to ice and snow blockage of vent. Prevents insects or mud/debris build-up from clogging vent. Installs without tools. Rubber. Black.

Order No.

For Use With

**MAXICAP3R** Maxitrol 325-3 Series

**MAXICAP5R** Maxitrol 325-5 Series

**MAXICAP7R** Maxitrol 325-7 & 210D



## GAS CONNECTORS

Water Heater



For use with water heaters, gas logs and space heaters. Stainless steel construction. 3/8" OD. CSA listed.

Order No.

Thread Type

Lgth. In.

**10-3131-36** 1/2" MIP x 1/2" MIP 36

**10-3131-48** 1/2" MIP x 1/2" MIP 48

**10-3132-24** 1/2" MIP x 1/2" FIP 24

**10-3132-36** 1/2" MIP x 1/2" FIP 36

**10-2131-12** 3/8" MIP x 1/2" FIP 12

**10-2121-18** 3/8" MIP x 3/8" MIP 18

**10-2121-24** 3/8" MIP x 3/8" MIP 24

**10-2222-18** 3/8" FIP x 3/8" FIP 18



## GAS CONNECTORS

Nut By Nut



Stainless steel construction. 3/8" OD flare nuts. Polybagged.

Order No.

Lgth. In.

**10-9898-16** 16

**10-9898-34** 34

## GAS CONNECTORS

Low-Visibility



For use with water heaters, gas logs and wall heaters. Stainless steel construction. 3/8" OD. Black epoxy coated. CSA listed.

Order No.

Thread Type

Lgth. In.

**10A-2131-18** 3/8" MIP x 1/2" MIP 18

**10A-2131-24** 3/8" MIP x 1/2" MIP 24

**10A-2131-30** 3/8" MIP x 1/2" MIP 30

**10A-2132-12** 3/8" MIP x 1/2" FIP 12

## GAS CONNECTORS

Safety System™



Features stainless steel construction. Blue antimicrobial PVC coating. Carbon steel end fittings rotate 360°. MIP x MIP connections.

Order No.

ID In.

Lgth. In.

**1650BP48** 1/2 48

**1675BP48** 3/4 48

**1675BP60** 3/4 60

## GAS CONNECTOR KITS

Safety System™



Includes gas connector, quick disconnect and elbow.

Order No.

ID In.

Lgth. In.

**1650BPQ48** 1/2 48

**1650BPQ60** 1/2 60

**1675BPCF-24\*** 3/4 24

**1675BPQ48** 3/4 48

**1675BPQ60** 3/4 60

\* Hose assembly and elbow.

# Valves, Regulators, Weather Covers & Gas Connectors

## DORMONT

### GAS CONNECTOR KITS

#### Safety System™



Includes gas connector, quick disconnect and coiled restraining device with mounting hardware. 3/4" ID.

| Order No.   | Lgth. In. |
|-------------|-----------|
| 1675BPQR-36 | 36        |
| 1675BPQR-48 | 48        |

### GAS CONNECTORS

#### Dryer



Stainless steel construction. 1/2" OD. CSA listed.

| Order No.                  | Lgth. In. |
|----------------------------|-----------|
| <b>3/8" MIP x 3/8" MIP</b> |           |
| 20-2121-24                 | 24        |
| 20-2121-48                 | 48        |
| <b>1/2" MIP x 3/8" FIP</b> |           |
| 20-3122-48                 | 48        |
| <b>1/2" MIP x 1/2" MIP</b> |           |
| 20-3131-24                 | 24        |
| 20-3131-48                 | 48        |
| 20-3131-60                 | 60        |
| 20-3131-72                 | 72        |
| <b>1/2" MIP x 1/2" FIP</b> |           |
| 20-3132-12                 | 12        |
| 20-3132-18                 | 18        |
| 20-3132-24                 | 24        |
| 20-3132-36                 | 36        |
| 20-3132-48                 | 48        |
| 20-3132-60                 | 60        |
| 20-3132-72                 | 72        |
| <b>1/2" MIP x 3/4" MIP</b> |           |
| 20-3142-48                 | 48        |
| 20-3142-60                 | 60        |
| <b>1/2" FIP x 1/2" FIP</b> |           |
| 20-3232-48                 | 48        |

### GAS CONNECTORS

#### Low Visibility



For use with water heaters, gas logs and wall heaters. Stainless steel construction. 1/2" OD. Black epoxy coated. CSA listed.

| Order No.   | Thread Type         | Lgth. In. |
|-------------|---------------------|-----------|
| 20A-2131-24 | 3/8" MIP x 1/2" MIP | 24        |
| 20A-3132-12 | 3/8" MIP x 1/2" FIP | 12        |
| 20A-3132-18 | 3/8" MIP x 1/2" FIP | 18        |

## DORMONT

### GAS CONNECTORS

#### Range



Stainless steel construction. For indoor or outdoor stationary appliance applications. 5/8" OD. CSA listed.

**Note:** Not for use where movement is required for cleaning.

| Order No.                  | Lgth. In. |
|----------------------------|-----------|
| <b>1/2" MIP x 1/2" MIP</b> |           |
| 30-3131-18                 | 18        |
| 30-3131-24                 | 24        |
| 30-3131-48                 | 48        |
| 30-3131-60                 | 60        |
| 30-3131-72                 | 72        |
| <b>1/2" MIP x 1/2" FIP</b> |           |
| 30-3132-12                 | 12        |
| 30-3132-18                 | 18        |
| 30-3132-24                 | 24        |
| 30-3132-36                 | 36        |
| 30-3132-48                 | 48        |
| 30-3132-60                 | 60        |
| <b>1/2" MIP x 3/4" MIP</b> |           |
| 30-3141-48                 | 48        |
| 30-3141-60                 | 60        |
| <b>1/2" MIP x 3/4" FIP</b> |           |
| 30-3142-48                 | 48        |
| 30-3142-60                 | 60        |
| 30-3142-72                 | 72        |
| <b>1/2" FIP x 3/4" FIP</b> |           |
| 30-3242-60                 | 60        |
| <b>3/4" MIP x 1/2" FIP</b> |           |
| 30-4132-48                 | 48        |
| <b>3/4" MIP x 3/4" MIP</b> |           |
| 30-4141-48                 | 48        |
| <b>3/4" MIP x 3/4" FIP</b> |           |
| 30-4142-48                 | 48        |
| 30-4142-60                 | 60        |
| 30-4142-72                 | 72        |
| <b>3/4" FIP x 3/4" FIP</b> |           |
| 30-4242-36                 | 36        |

### GAS CONNECTORS

#### With Valve



For use with water heaters, gas logs and wall heaters. 3/8" OD. 3/8" MIP x 1/2" FIP ball. CSA listed.

| Order No.  | Lgth. In. |
|------------|-----------|
| 10-2135-12 | 12        |
| 10-2135-24 | 24        |

## USDProducts

### GAS CONNECTORS

#### Stainless Steel



3/8" OD (1/4" ID) 1/2" MIP x 1/2" MIP.

| Order No.   | Lgth. In. |
|-------------|-----------|
| 100-3131-12 | 12        |
| 100-3131-18 | 18        |
| 100-3131-24 | 24        |
| 100-3131-30 | 30        |
| 100-3131-36 | 36        |
| 100-3131-48 | 48        |
| 100-3131-60 | 60        |
| 100-3131-72 | 72        |

### GAS CONNECTORS

#### Stainless Steel – Yellow Coated



3/8" OD (1/4" ID) 1/2" MIP X 1/2" MIP.

| Order No.   | Lgth. In. |
|-------------|-----------|
| 103-3131-12 | 12        |
| 103-3131-18 | 18        |
| 103-3131-24 | 24        |
| 103-3131-30 | 30        |
| 103-3131-36 | 36        |
| 103-3131-48 | 48        |
| 103-3131-60 | 60        |
| 103-3131-72 | 72        |

**We are continually adding new products. Call us with your inquiries.**

Electrolux & Frigidaire

GE & Hotpoint

Whirlpool & Maytag

Cooking & Gas Products

Dishwasher, Disposer & Water Heater

Laundry

Refrigeration

Fittings, Venting & Installation

Electrical

Plumbing

Property Maintenance

Motors

HVAC/R

Chemicals

Charging, Recovery & Welding

Test Equip., Tools & Service Acc.

# Valves, Regulators, Weather Covers & Gas Connectors



## GAS CONNECTORS

Stainless Steel



3/8" OD (1/4" ID) 1/2" MIP X 1/2" FIP.

| Order No.   | Lgth. In. |
|-------------|-----------|
| 100-3132-12 | 12        |
| 100-3132-18 | 18        |
| 100-3132-24 | 24        |
| 100-3132-30 | 30        |
| 100-3132-36 | 36        |
| 100-3132-48 | 48        |
| 100-3132-60 | 60        |
| 100-3132-72 | 72        |

## GAS CONNECTORS

Stainless Steel – Yellow Coated

3/8" OD (1/4" ID) 1/2" FIP X 1/2" MIP.

| Order No.   | Lgth. In. |
|-------------|-----------|
| 103-3132-12 | 12        |
| 103-3132-18 | 18        |
| 103-3132-24 | 24        |
| 103-3132-30 | 30        |
| 103-3132-36 | 36        |
| 103-3132-48 | 48        |
| 103-3132-60 | 60        |
| 103-3132-72 | 72        |



## GAS CONNECTORS

Stainless Steel



1/2" OD (3/8" ID) 1/2" MIP x 1/2" MIP.

| Order No.   | Lgth. In. |
|-------------|-----------|
| 200-3131-12 | 12        |
| 200-3131-18 | 18        |
| 200-3131-24 | 24        |
| 200-3131-30 | 30        |
| 200-3131-36 | 36        |
| 200-3131-48 | 48        |
| 200-3131-60 | 60        |
| 200-3131-72 | 72        |

## GAS CONNECTORS

Stainless Steel – Yellow Coated

1/2" OD (3/8" ID) 1/2" MIP x 1/2" MIP.

| Order No.   | Lgth. In. |
|-------------|-----------|
| 203-3131-12 | 12        |
| 203-3131-18 | 18        |
| 203-3131-24 | 24        |
| 203-3131-30 | 30        |
| 203-3131-36 | 36        |
| 203-3131-48 | 48        |
| 203-3131-60 | 60        |
| 203-3131-72 | 72        |



## GAS CONNECTORS

Stainless Steel

1/2" OD (3/8" ID) 1/2" FIP x 1/2" MIP.

| Order No.   | Lgth. In. |
|-------------|-----------|
| 200-3132-12 | 12        |
| 200-3132-18 | 18        |
| 200-3132-24 | 24        |
| 200-3132-30 | 30        |
| 200-3132-36 | 36        |
| 200-3132-48 | 48        |
| 200-3132-60 | 60        |
| 200-3132-72 | 72        |



## GAS CONNECTORS

Stainless Steel – Yellow Coated

1/2" OD (3/8" ID) 1/2" FIP x 1/2" MIP.

| Order No.   | Lgth. In. |
|-------------|-----------|
| 203-3132-12 | 12        |
| 203-3132-18 | 18        |
| 203-3132-24 | 24        |
| 203-3132-30 | 30        |
| 203-3132-36 | 36        |
| 203-3132-48 | 48        |
| 203-3132-60 | 60        |
| 203-3132-72 | 72        |



## GAS CONNECTORS

Stainless Steel

5/8" OD (1/2" ID) 1/2" MIP x 1/2" MIP.

| Order No.   | Lgth. In. |
|-------------|-----------|
| 300-3131-12 | 12        |
| 300-3131-18 | 18        |
| 300-3131-24 | 24        |
| 300-3131-30 | 30        |
| 300-3131-36 | 36        |
| 300-3131-48 | 48        |
| 300-3131-60 | 60        |
| 300-3131-72 | 72        |



# Valves, Regulators, Weather Covers & Gas Connectors



## GAS CONNECTORS

Stainless Steel – Yellow Coated



5/8" OD (1/2" ID) 1/2" MIP x 1/2" MIP.

| Order No.   | Lgth. In. |
|-------------|-----------|
| 303-3131-12 | 12        |
| 303-3131-18 | 18        |
| 303-3131-24 | 24        |
| 303-3131-30 | 30        |
| 303-3131-36 | 36        |
| 303-3131-48 | 48        |
| 303-3131-60 | 60        |
| 303-3131-72 | 72        |

## GAS CONNECTORS

Stainless Steel



5/8" OD (1/2" ID) 1/2" FIP x 1/2" MIP.

| Order No.   | Lgth. In. |
|-------------|-----------|
| 300-3132-12 | 12        |
| 300-3132-18 | 18        |
| 300-3132-24 | 24        |
| 300-3132-30 | 30        |
| 300-3132-36 | 36        |
| 300-3132-48 | 48        |
| 300-3132-60 | 60        |
| 300-3132-72 | 72        |

## GAS CONNECTORS

Stainless Steel – Yellow Coated

5/8" OD (1/2" ID) 1/2" FIP x 1/2" MIP.

| Order No.   | Lgth. In. |
|-------------|-----------|
| 303-3132-12 | 12        |
| 303-3132-18 | 18        |
| 303-3132-24 | 24        |
| 303-3132-30 | 30        |
| 303-3132-36 | 36        |
| 303-3132-48 | 48        |
| 303-3132-60 | 60        |
| 303-3132-72 | 72        |



## GAS CONNECTORS

Stainless Steel – Black Coated

Whistle free. 3/8" OD (1/4" ID) 3/8" MIP x 1/2" MIP.

| Order No.    | Lgth. In. |
|--------------|-----------|
| T102-2131-12 | 12        |
| T102-2131-18 | 18        |
| T102-2131-24 | 24        |
| T102-2131-30 | 30        |
| T102-2131-36 | 36        |



## GAS CONNECTORS

Stainless Steel – Black Coated

Whistle free. 3/8" OD (1/4" ID) 3/8" MIP x 1/2" FIP.

| Order No.    | Lgth. In. |
|--------------|-----------|
| T102-2132-12 | 12        |
| T102-2132-18 | 18        |
| T102-2132-24 | 24        |
| T102-2132-30 | 30        |
| T102-2132-36 | 36        |



Electrolux & Frigidaire

GE & Hotpoint

Whirlpool & Maytag

Cooking & Gas Products

Dishwasher, Disposer & Water Heater

Laundry

Refrigeration

Fittings, Venting & Installation

Electrical

Plumbing

Property Maintenance

Motors

HVAC/R

Chemicals

Charging, Recovery & Welding

Test Equip., Tools & Service Acc.



# Gas Connectors & Fittings



## GAS CONNECTORS

Stainless Steel – Black Coated



Whistle free. 1/2" OD (3/8"ID) 3/8" MIP x 1/2" MIP.

| Order No.    | Lgth. In. |
|--------------|-----------|
| T202-2131-12 | 12        |
| T202-2131-18 | 18        |
| T202-2131-24 | 24        |
| T202-2131-30 | 30        |
| T202-2131-36 | 36        |

## GAS CONNECTORS

Stainless Steel – Black Coated



Whistle free. 1/2" OD (3/8"ID) 3/8" MIP x 1/2" FIP.

| Order No.    | Lgth. In. |
|--------------|-----------|
| T202-2132-12 | 12        |
| T202-2132-18 | 18        |
| T202-2132-24 | 24        |
| T202-2132-30 | 30        |
| T202-2132-36 | 36        |



## GAS FITTINGS

10 Series



For use with water heaters, gas logs and wall heaters. For 3/8" OD connectors.

| Order No. | Desc.                 |
|-----------|-----------------------|
| 90-1031   | 3/8" Flare x 1/2" MIP |



## GAS FITTINGS

20 Series – Dryer



Zinc-plated carbon steel construction. For 1/2" OD connectors.

| Order No. | Desc.                 |
|-----------|-----------------------|
| 90-2021   | 1/2" Flare x 3/8" MIP |
| 90-2031   | 1/2" Flare x 1/2" MIP |
| 90-2032   | 1/2" Flare x 1/2" FIP |
| 90-2041   | 1/2" Flare x 3/4" MIP |
| 90-2042   | 1/2" Flare x 3/4" FIP |

## GAS FITTINGS

30 Series – Range

Zinc-plated carbon steel construction. For 5/8" OD connectors.



90-3031 & 90-3041 90-3032 & 90-3042

| Order No. | Desc.                 |
|-----------|-----------------------|
| 90-3031   | 5/8" Flare x 1/2" MIP |
| 90-3041   | 5/8" Flare x 3/4" MIP |
| 90-3032   | 5/8" Flare x 1/2" FIP |
| 90-3042   | 5/8" Flare x 3/4" FIP |

## GAS FITTINGS

40 Series

For use with 1" OD connectors.



| Order No. | Desc.               |
|-----------|---------------------|
| 90-4041   | 1" Flare x 3/4" MIP |



## GAS FITTINGS



U1-8D-S U3-8C-S

| Order No. | Description                                |
|-----------|--|
| U1-6C-S   | 3/8" OD FLARE X 3/8" MIP (TAPPED 1/8" FIP) |
| U1-6D-S   | 3/8" OD FLARE X 1/2" MIP (TAPPED 3/8" FIP) |
| U1-8C-S   | 1/2" OD FLARE X 3/8" MIP (TAPPED 1/8" FIP) |
| U1-8D-S   | 1/2" OD FLARE X 1/2" MIP (TAPPED 3/8" FIP) |
| U1-8E-S   | 1/2" OD FLARE X 3/4" MIP (TAPPED 1/2" FIP) |
| U1-10D-S  | 5/8" OD FLARE (15/16") X 1/2" MIP          |
| U1-10E-S  | 5/8" OD FLARE (15/16") X 3/4" MIP          |
| U3-8C-S   | 1/2" OD FLARE X 3/8" FIP                   |
| U3-8D-S   | 1/2" OD FLARE X 1/2" FIP                   |
| U3-10D-S  | 5/8" OD FLARE (15/16") X 1/2" FIP          |
| U3-10E-S  | 5/8" OD FLARE (15/16") X 3/4" FIP          |

# Compression Unions, Connectors, Elbows & Valves



## COMPRESSION UNIONS

Lead Free



| Order No. | Size In. |
|-----------|----------|
| 62-4-LF   | 1/4      |
| 62-5-LF   | 5/16     |
| 62-6-LF   | 3/8      |
| 62-8-LF   | 1/2      |
| 62-10-LF  | 5/8      |

## FEMALE CONNETORS

| Order No. | Size In.  |
|-----------|-----------|
| 66-44     | 1/4 x 1/4 |
| 66-66     | 3/8 x 3/8 |
| 66-68     | 3/8 x 1/2 |
| 66-108    | 5/8 x 1/2 |



## MALE ELBOWS



| Order No. | Size In.  |
|-----------|-----------|
| 69-64     | 3/8 x 1/4 |
| 69-66     | 3/8 x 3/8 |
| 69-68     | 3/8 x 1/2 |
| 69-86     | 1/2 x 3/8 |



## GAS SHUT-OFF VALVES

Connector  
CSA listed.

| Order No. | Desc.                  |
|-----------|------------------------|
| 91-1032   | 3/8" Flare x 1/2" FIP  |
| 91-2020   | 1/2" Flare x 1/2" Ball |
| 91-2032   | 1/2" Flare x 1/2" FIP  |
| 91-3032   | 5/8" Ball              |



## GAS SHUT-OFF VALVES



Straight  
Reduced port design.

| Order No. | Desc.               |
|-----------|---------------------|
| 92-3232   | 1/2" FIP x 1/2" FIP |
| 92-4242   | 3/4" FIP x 3/4" FIP |



## GAS SHUT OFF VALVES

Straight



01-2806



01-387

| Order No. | Description                    |
|-----------|--------------------------------|
| 01-2806   | 3/8" FIP X 3/8" FIP Straight   |
| 01-2808   | 1/2" FIP X 1/2" FIP Straight   |
| 01-2812   | 3/4" FIP X 3/4" FIP Straight   |
| 01-387    | 3/8" FLARE X 1/2" FIP Straight |
| 01-487    | 1/2" FLARE X 1/2" FIP Straight |



## GAS VALVES

Straight – Eastman®



FIP x FIP



Flare x FIP

For use with LP gas or LP gas/air mixtures. Features lever handle and brass body. Max. pressure 175 PSI. UL listed, CSA certified.

| Order No. | Conn. In.              |
|-----------|------------------------|
| 60009     | 1/2 FIP x 1/2 FIP      |
| 60011     | 3/4 FIP x 3/4 FIP      |
| 60001     | 3/8 OD flare x 1/2 FIP |
| 60003     | 1/2 OD flare x 1/2 FIP |
| 60031     | 5/8 OD flare x 1/2 FIP |



## RESTRAINING CABLES

Coiled

For use with 36" gas connectors.

| Order No. | Desc.             |
|-----------|-------------------|
| RDC36     | Restraining cable |

Electrolux & Frigidaire

GE & Hotpoint

Whirlpool & Maytag

Cooking & Gas Products

Dishwasher, Disposer & Water Heater

Laundry

Refrigeration

Fittings, Venting & Installation

Electrical

Plumbing

Property Maintenance

Motors

HVAC/R

Chemicals

Charging, Recovery & Welding

Test Equip., Tools & Service Acc.



# Valves, Connectors & Hoses



## DISHWASHER ELBOWS



| Order No. | Description     |
|-----------|-----------------|
| 69-612-DW | Whirlpool Style |



## DISHWASHER VALVES

Residential



| Order No.  | Replaces       |
|------------|----------------|
| 541        | -              |
| 633        | -              |
| 904        | -              |
| DIV-11S-1  | LG 5221DD1001A |
| DIV-12SD-1 | LG AJU33450701 |



## DISHWASHER WATER VALVES

Bosch



| Order No. | Replaces |
|-----------|----------|
| WV7335    | 607335   |



## DISHWASHER WATER VALVE

Bosch



This water inlet valve assembly is used on many Bosch® and Thermador® dishwashers.

| Order No. | Replaces |
|-----------|----------|
| WV5458    | 425458   |

## WATER INLET VALVES

Sub Zero



Water inlet valve w/ bracket and hardware.

| Order No. | Replaces |
|-----------|----------|
| WV1460    | 4201460  |



## DISHWASHER CONNECTORS

Stainless Steel – Eastman®



For residential applications. Features braided hose with nickel-plated brass nuts. Includes 3/8" compression x MIP elbow. CSA certified.

| Order No.               | Hose Lgth. In. |
|-------------------------|----------------|
| <b>3/8" Connections</b> |                |
| 48747                   | 48             |
| 48364                   | 60             |
| 48365                   | 72             |
| 48366                   | 96             |
| <b>1/2" Connections</b> |                |
| 48363                   | 60             |



## DISHWASHER HOSES

Stainless Steel – Eastman®



Features braided hose with nickel-plated brass nuts. 3/8. C x 3/4. FHT connections. Complies with low lead plumbing law.

| Order No. | Lgth. Ft. |
|-----------|-----------|
| 41043     | 6         |
| 41042     | 5         |

## DISHWASHER INSTALLATION KITS

Stainless Steel



Universal design; fits all dishwasher connections. Features braided hose with nickel-plated brass nuts. Includes 3/8" MIP and 3/4" FHT elbows. Complies with low lead plumbing law.

| Order No. | Hose Lgth. Ft. |
|-----------|----------------|
| 41045     | 6              |

**We appreciate your business!**

Electrolux & Frigidaire

GE & Hotpoint

Whirlpool & Maytag

Cooking & Gas Products

Dishwasher, Disposer & Water Heater

Laundry

Refrigeration

Fittings, Venting & Installation

Electrical

Plumbing

Property Maintenance

Motors

HVAC/R

Chemicals

Charging, Recovery & Welding

Test Equip., Tools & Service Acc.

# Installation Kits & Hoses



## DISHWASHER INSTALLATION KITS



DW5SS



DW6SS-KIT

| Order No. | Description                     |
|-----------|---------------------------------|
| DW5SS     | 5' SS D/W Line with FHT Fitting |
| DW6SS     | 6' SS D/W Line with FHT Fitting |
| DW6SS-KIT | DW6SS with wire nuts and clamps |



## BRAIDED DISHWASHER SUPPLY

With Elbow



21-82448-DW



21-82448-EL



21-82460-ELDW

3/8C x 3/8C with elbow.

| Order No.                             | Size In.  |
|---------------------------------------|---|
| <b>With OEM Elbow</b>                 |   |
| 21-82448-DW                           | 48  |
| 21-82460-DW                           | 60  |
| 21-82472-DW                           | 72  |
| 21-82496-DW                           | 96  |
| <b>With Elbow</b>                     |   |
| 21-82448-EL                           | 48  |
| 21-82460-EL                           | 60  |
| 21-82472-EL                           | 72  |
| 21-82496-EL                           | 96  |
| <b>With Standard &amp; OEM Elbows</b> |   |
| 21-82460-ELDW                         | 60  |
| <b>Installation Kits</b>              |   |
| DWK-6472SS                            | Installation kit with accessories                     |
| DWK-6572SS                            | Installation kit with accessories & cord              |
| DWK-6572DW                            | Installation kit with accessories, cord & both elbows |



## DISHWASHER CONNECTORS

**PVC – Eastman®**

Features reinforced hose with 3/8" compression connections. Includes 3/8" compression x MIP elbow. CSA certified.

| Order No. | Hose Lgth. In. |
|-----------|----------------|
| 41061     | 72             |



## DISHWASHER HOSES

**Discharge**

Fits 5/8" or 7/8" drain outlets. Plastic construction with 90° elbow end.

| Order No. | Lgth. In. |
|-----------|-----------|
| 91227     | 72        |



## DISHWASHER DRAIN HOSES

**Hot Water**

Reinforced EPDM rubber construction.

| Order No. | ID In. | Lgth. Ft. |
|-----------|--------|-----------|
| 60365     | 7/8    | 50        |



## DISHWASHER DRAIN HOSES

**Universal**



| Order No. | Description                      |
|-----------|----------------------------------|
| SSDW-7    | PVC DW Drain hose with connector |
| B-6350    | 5/8" x 50' Reinforced drain hose |



# Elbows, Disposers & Connectors



## ELBOWS

### Compression – Dishwasher

Brass construction.

| Order No. | Conn. In. OD x MIP |
|-----------|--------------------|
| 65509     | 3/8 x 3/8          |



## ELBOWS

### Compression – Dishwasher

Features swivel hose thread end.



| Order No. | Conn. In. FHT x MIP |
|-----------|---------------------|
| 65446     | 3/4 x 3/8           |

## DISHWASHER TAILPIECES

Eastman®



35088 & 35128

35090

Features 22-ga. brass construction with chrome finish. Measures 1-1/2" diameter. Direct connect.

| Order No. | Lgth. In. | Branch OD In. |
|-----------|-----------|---------------|
| 35088     | 8         | 5/8           |
| 35128     | 8         | 7/8           |
| 35090     | 6         | 5/8           |

## GARBAGE DISPOSERS

Eastman®

Features corrosion-resistant grinding mechanism. UL listed.



| Order No.              | HP  |
|------------------------|-----|
| <b>Without Pigtail</b> |     |
| 86700                  | 1/3 |
| 86701                  | 1/2 |
| <b>With Pigtail</b>    |     |
| 86702                  | 1/3 |
| 86703                  | 1/2 |

## PIGTAIL CORDS



For use with garbage disposers, motors, appliances and power tools. 16-ga., 3-wire. 6-ft. length. 13A at 125V. UL listed.

| Order No. | Desc.    |
|-----------|----------|
| 60663     | Angle    |
| 60655     | Straight |

## GARBAGE DISPOSER CONNECTORS



Features rubber boot and (4) screw clamps.

| Order No. | Desc.                      |
|-----------|----------------------------|
| 60423     | Garbage disposer connector |

## SPLASH GUARDS

### Garbage Disposer



Rubber construction.

| Order No. | Dia. In. | Desc.               |
|-----------|----------|---------------------|
| 30102     | 3-7/8    | Fits In-Sink-Erator |
| 30103     | 3-5/32   | Universal fit       |



Electrolux & Frigidaire

GE & Hotpoint

Whirlpool & Maytag

Cooking & Gas Products

Dishwasher, Disposer & Water Heater

Laundry

Refrigeration

Fittings, Venting & Installation

Electrical

Plumbing

Property Maintenance

Motors

HVAC/R

Chemicals

Charging, Recovery & Welding

Test Equip., Tools & Service Acc.

# Stoppers, Adaptors & Garbage Disposers



## STOPPERS

### Garbage Disposer



30098

30097

Black plastic construction.

| Order No. | Dia. In. | Desc.               |
|-----------|----------|---------------------|
| 30098     | 3-3/8    | Fits In-Sink-Erator |
| 30097     | 2-7/8    | Fits Whirlaway      |

## AIR GAPS



For dishwasher and garbage disposer installation. Features plastic body with chrome-plated ABS outer cap.

| Order No. | Desc.           |
|-----------|-----------------|
| 60421     | Air gap         |
| 60419     | Replacement cap |

## GARBAGE DISPOSER KITS

### Eastman®

Includes end outlet with baffle, cushion, and 6" tailpiece. Polypropylene construction. White.

| Order No. | Outlet Dim. In. Dia. x L |
|-----------|--------------------------|
| 35398     | 1-1/2 x 16               |



## DRAIN ADAPTERS

### Garbage Disposer – Eastman®



Includes flexible tailpiece, cushion, slip nut, washer and instructions. Polypropylene construction. White.

| Order No. | Tailpiece Dia. In. |
|-----------|--------------------|
| 60425     | 1-1/2              |



## GARBAGE DISPOSERS

### Badger™



BADGER 1

BADGER 5

BADGER 5XP

Features continuous feed design, heavy-duty induction motor, galvanized steel grinding components, permanently lubricated bearings, stainless steel 360° swivel lugs, manual reset overload protection, and gray enamel finish. 120V, 60Hz. 1725 RPM. Includes wrench. UL listed. CSA certified.

### Garbage Disposers

| Order No.  | Motor HP | Amps | Ht. In. |
|------------|----------|------|---------|
| BADGER 1   | 1/3      | 6.7  | 11-3/8  |
| BADGER 5   | 1/2      | 6.9  | 12-5/8  |
| BADGER 5XP | 3/4      | 8.1  | 12-5/8  |

### Accessories



| Order No. | Desc.                    |
|-----------|--------------------------|
| 9008      | Power cord kit           |
| 8301      | Dishwasher connector kit |
| 8772      | Flexible discharge tube  |
| 8305      | Jam-Buster™ wrench       |
| 72376     | Quick Lock® mount        |
| 8302      | Removable sound baffle   |

# Garbage Disposers



## GARBAGE DISPOSERS

Evolution™



COMPACT

ESSENTIAL

For use in small households or confined spaces. Features continuous feed design, two-stage grinding, 3/4 HP motor, stainless steel grinding components, anti-vibration mount, sound-reducing insulation and sink baffle, permanently lubricated bearings, manual reset overload protection, and black enamel finish. 120V, 60Hz, 8.1A. 1725 RPM. UL listed. CSA certified.

### Garbage Disposers

| Order No. | Grind Chamber Cap. Oz. | Ht. In. |
|-----------|------------------------|---------|
| COMPACT   | 34.6                   | 12-1/8  |
| ESSENTIAL | 40                     | 12-5/8  |

### Accessories



| Order No. | Desc.                    |
|-----------|--------------------------|
| 9008      | Power cord kit           |
| 8301      | Dishwasher connector kit |
| 8772      | Flexible discharge tube  |
| 8305      | Jam-Buster™ wrench       |
| 72376     | Quick Lock® mount        |
|           | Quiet collar sink baffle |

## GARBAGE DISPOSERS

Evolution™ Excel™



Features continuous feed design, three-stage grinding, 1 HP motor, stainless steel grinding chamber and components, anti-vibration mount, sound-reducing insulation and sink baffle, permanently lubricated bearings, manual reset overload protection, and light gray finish. 120V, 60Hz, 10.2A. 1725 RPM. UL listed. CSA certified.

### Garbage Disposers

| Order No. | Grind Chamber Cap. Oz. | Ht. In. |
|-----------|------------------------|---------|
| EXCEL     | 40                     | 13-1/2  |

### Accessories



| Order No. | Desc.                    |
|-----------|--------------------------|
| 9008      | Power cord kit           |
| 8301      | Dishwasher connector kit |
| 8772      | Flexible discharge tube  |
| 8305      | Jam-Buster™ wrench       |
| 72376     | Quick Lock® mount        |
|           | Quiet collar sink baffle |

Electrolux & Frigidaire

GE & Hotpoint

Whirlpool & Maytag

Cooking & Gas Products

Dishwasher, Disposer & Water Heater

Laundry

Refrigeration

Fittings, Venting & Installation

Electrical

Plumbing

Property Maintenance

Motors

HVAC/R

Chemicals

Charging, Recovery & Welding

Test Equip., Tools & Service Acc.

# Garbage Disposer



## GARBAGE DISPOSERS

### Evolution™ Septic Assist™



For use with septic systems; injects micro-organism solution into grind chamber to help break down food waste. Features continuous feed design, two-stage grinding, 3/4 HP motor, stainless steel grinding chamber and components, anti-vibration mount, sound-reducing insulation and sink baffle, permanently lubricated bearings, manual reset overload protection, and black enamel finish. 120V, 60Hz, 8.1A. 1725 RPM. UL listed. CSA certified.

| Order No.     | Garbage Disposers<br>Grind Chamber<br>Cap. Oz. | Ht.<br>In. |
|---------------|--|------------|
| <b>SEPTIC</b> | 40   | 12-5/8     |

### Accessories



| Order No.    | Desc.   |
|--------------|---|
| <b>9008</b>  | Power cord kit                                |
| <b>8301</b>  | Dishwasher connector kit                      |
| <b>8772</b>  | Flexible discharge tube                       |
| <b>8305</b>  | Jam-Buster™ wrench                            |
| <b>72376</b> | Quick Lock® mount<br>Quiet collar sink baffle |

## GARBAGE DISPOSERS

### Evolution™ Cover Control™



“Catch Feed” model features magnetic CoverStart activation (cover goes in before disposer activates), batch feed design, two-stage grinding, 3/4 HP motor, stainless steel grinding chamber and components, anti-vibration mount, sound-reducing insulation and sink baffle, permanently lubricated bearings, manual reset overload protection, and gray finish. 120V, 60Hz, 8.1A. 1725 RPM. UL listed. CSA certified.

| Order No.            | Garbage Disposers<br>Grind Chamber<br>Cap. Oz. | Ht.<br>In. |
|----------------------|--|------------|
| <b>COVER CONTROL</b> | 40   | 13-1/3     |

### Accessories



| Order No.    | Desc.   |
|--------------|---|
| <b>9008</b>  | Power cord kit                                |
| <b>8301</b>  | Dishwasher connector kit                      |
| <b>8772</b>  | Flexible discharge tube                       |
| <b>8305</b>  | Jam-Buster™ wrench                            |
| <b>72376</b> | Quick Lock® mount<br>Quiet collar sink baffle |

# Hot Water Dispensers



## HOT WATER DISPENSERS

Instant – Hot Only



F-GN1100

F-GN2200



F-GN2215

Dispenses water from 160°F to 210°F. Features swiveling arched spout, built-in lever, temperature adjustment, and self-closing valve. Brass construction. Requires standard sink hole 1-3/8" to 1-1/2" diameter. NSF listed.

Available in French gold, satin nickel, polished nickel, chrome, brushed chrome, mocha bronze, oil rubbed bronze, matte black and gloss black. **No. F-GN1100.** Also available in white and biscuit.

### Hot Water Dispensers

| Order No.       | Dim. In. H x D |
|-----------------|----------------|
| <b>F-GN1100</b> | 8-3/8 x 5-1/2  |
| <b>F-GN2200</b> | 8 x 5-1/4      |
| <b>F-GN2215</b> | 8-1/2 x 5-1/4  |

### Accessories



| Order No.              | Available Finishes                            |
|------------------------|---|
| <b>Sink Top Switch</b> | Chrome, white, black*, satin nickel, biscuit* |

\* Special order.

## HOT WATER DISPENSERS

Instant – Hot & Cool



F-HC1100

F-HC2200



F-HC2215

Dispenses hot water from 160°F to 210°F, or cool drinking water. Features swiveling arched spout, built-in levers, temperature adjustment, self-closing hot valve and manual return cold valve. Brass construction. Requires standard sink hole 1-3/8" to 1-1/2" diameter. NSF listed.

Available in French gold, satin nickel, polished nickel, chrome, brushed chrome, mocha bronze, oil rubbed bronze, matte black and gloss black. **No. F-HC1100.** Also available in white and biscuit.

### Hot Water Dispensers

| Order No.       | Dim. In. H x D |
|-----------------|----------------|
| <b>F-HC1100</b> | 8-3/8 x 5-1/2  |
| <b>F-HC2200</b> | 8 x 5-1/4      |
| <b>F-HC2215</b> | 8-1/2 x 5-1/4  |

### Accessories



| Order No.              | Available Finishes                            |
|------------------------|---|
| <b>Sink Top Switch</b> | Chrome, white, black*, satin nickel, biscuit* |

\* Special order.

Electrolux & Frigidaire

GE & Hotpoint

Whirlpool & Maytag

Cooking & Gas Products

Dishwasher, Disposer & Water Heater

Laundry

Refrigeration

Fittings, Venting & Installation

Electrical

Plumbing

Property Maintenance

Motors

HVAC/R

Chemicals

Charging, Recovery & Welding

Test Equip., Tools & Service Acc.



# Water Heater Elements



**Backer**

## WATER HEATER ELEMENTS

**Screw-Plug – Type SG**



SG-2457



SG-1453

Features copper sheathing. Tinned to minimize galvanic action in galvanized, stone- or glass-lined tanks. Includes type AG-1 gasket.

| Order No.                | Volts | Watts | Inside Tank Lgth. In. |
|--------------------------|-------|-------|-----------------------|
| <b>Low Watt Density</b>  |       |       |                       |
| SG-1077                  | 240   | 750   | 7-3/4                 |
| SG-1107                  | 240   | 1000  | 7-3/4                 |
| SG-1127                  | 240   | 1250  | 7-3/4                 |
| SG-1157                  | 240   | 1500  | 7-3/4                 |
| SG-1207                  | 240   | 2000  | 10-11/16              |
| SG-2257                  | 240   | 2500  | 7-7/16                |
| SG-2307                  | 240   | 3000  | 9                     |
| SG-2357                  | 240   | 3500  | 9-15/16               |
| SG-2407                  | 240   | 4000  | 11-3/4                |
| SG-2457                  | 240   | 4500  | 11-3/4                |
| SG-2507                  | 240   | 5000  | 13-7/16               |
| SG-2557                  | 240   | 5500  | 15-1/8                |
| SG-2607                  | 240   | 6000  | 15-1/8                |
| SG-1077L                 | 120   | 750   | 7-3/4                 |
| SG-1107L                 | 120   | 1000  | 7-3/4                 |
| SG-1127L                 | 120   | 1250  | 7-3/4                 |
| SG-1157L                 | 120   | 1500  | 7-3/4                 |
| SG-1207L                 | 120   | 2000  | 10-11/16              |
| <b>High Watt Density</b> |       |       |                       |
| SG-1103                  | 240   | 1000  | 7-5/8                 |
| SG-1123                  | 240   | 1250  | 7-5/8                 |
| SG-1153                  | 240   | 1500  | 7-5/8                 |
| SG-1203                  | 240   | 2000  | 7-5/8                 |
| SG-1253                  | 240   | 2500  | 9-3/8                 |
| SG-1303                  | 240   | 3000  | 10-9/16               |
| SG-1353                  | 240   | 3500  | 12-9/16               |
| SG-1403                  | 240   | 4000  | 13-9/16               |
| SG-1453                  | 240   | 4500  | 13-9/16               |
| SG-1503                  | 240   | 5000  | 15-1/8                |
| SG-1553                  | 240   | 5500  | 15-1/8                |
| SG-1603                  | 240   | 6000  | 15-1/8                |
| SG-1103L                 | 120   | 1000  | 7-3/4                 |
| SG-1153L                 | 120   | 1500  | 7-5/8                 |
| SG-1203L                 | 120   | 2000  | 7-5/8                 |
| SG-1253L                 | 120   | 2500  | 9-3/8                 |



**Backer**

## WATER HEATER ELEMENTS

**Flange Type – Type FTG**



For use with recessed square tank flanges having (4) mounting holes on 2-1/2" bolt circles. Includes type 045934-6 gasket.

| Order No.                | Volts | Watts | Inside Tank Lgth. In. |
|--------------------------|-------|-------|-----------------------|
| <b>Low Watt Density</b>  |       |       |                       |
| FTG1077                  | 240   | 750   | 7-11/16               |
| FTG1107                  | 240   | 1000  | 7-11/16               |
| FTG1127                  | 240   | 1250  | 7-11/16               |
| FTG1157                  | 240   | 1500  | 7-11/16               |
| FTG1207                  | 240   | 2000  | 10-5/8                |
| FTG2257                  | 240   | 2500  | 7-3/8                 |
| FTG2307                  | 240   | 3000  | 8-15/16               |
| FTG2357                  | 240   | 3500  | 9-7/8                 |
| FTG2407                  | 240   | 4000  | 11-11/16              |
| FTG2457                  | 240   | 4500  | 11-11/16              |
| FTG2507                  | 240   | 5000  | 13-3/8                |
| FTG2607                  | 240   | 6000  | 15-1/16               |
| FTG1107L                 | 120   | 1000  | 7-11/16               |
| FTG1127L                 | 120   | 1250  | 7-11/16               |
| FTG1157L                 | 120   | 1500  | 7-11/16               |
| FTG1207L                 | 120   | 2000  | 10-5/8                |
| <b>High Watt Density</b> |       |       |                       |
| FTG1123                  | 240   | 1250  | 7-5/8                 |
| FTG1153                  | 240   | 1500  | 7-5/8                 |
| FTG1203                  | 240   | 2000  | 7-5/8                 |
| FTG1253                  | 240   | 2500  | 9-3/8                 |
| FTG1303                  | 240   | 3000  | 10-9/16               |
| FTG1353                  | 240   | 3500  | 12-9/16               |
| FTG1403                  | 240   | 4000  | 13-9/16               |
| FTG1453                  | 240   | 4500  | 13-9/16               |
| FTG2303                  | 240   | 3000  | 7-5/16                |
| FTG2353                  | 240   | 3500  | 7-5/16                |
| FTG2453                  | 240   | 4500  | 7-13/16               |
| FTG2503                  | 240   | 5000  | 9-13/16               |
| FTG2553                  | 240   | 5500  | 10-7/8                |
| FTG2603                  | 240   | 6000  | 11-11/16              |
| FTG1123L                 | 120   | 1250  | 7-5/8                 |
| FTG1153L                 | 120   | 1500  | 7-5/8                 |
| FTG1253L                 | 120   | 2500  | 9-3/8                 |



**Backer**

## WATER HEATER ELEMENTS

**Flange Type – Type TG**



For use in Rheem, AO Smith, Mor-Flo, Wagner, State Stove, Jackson, Duromatic, S.R.N., Rudd, American Standard and GTRF water heaters. Includes type GTRF gasket.

**Note:** If tank features recessed flanges, use TG27T gasket.

| Order No.                | Volts | Watts | Inside Tank Lgth. In. |
|--------------------------|-------|-------|-----------------------|
| <b>Low Watt Density</b>  |       |       |                       |
| TG1077                   | 240   | 750   | 7-11/16               |
| TG1107                   | 240   | 1000  | 7-11/16               |
| TG1127                   | 240   | 1250  | 7-11/16               |
| TG1157                   | 240   | 1500  | 7-11/16               |
| TG1207                   | 240   | 2000  | 10-5/8                |
| TG2257                   | 240   | 2500  | 7-3/8                 |
| TG2307                   | 240   | 3000  | 8-15/16               |
| TG2357                   | 240   | 3500  | 9-7/8                 |
| TG2407                   | 240   | 4000  | 11-11/16              |
| TG2457                   | 240   | 4500  | 11-11/16              |
| TG2507                   | 240   | 5000  | 13-3/8                |
| TG2607                   | 240   | 6000  | 15-1/16               |
| TG1107L                  | 120   | 1000  | 7-11/16               |
| TG1127L                  | 120   | 1250  | 7-11/16               |
| TG1157L                  | 120   | 1500  | 7-11/16               |
| TG1207L                  | 120   | 2000  | 10-5/8                |
| TG2257L                  | 120   | 2500  | 7-3/8                 |
| <b>High Watt Density</b> |       |       |                       |
| TG-1103                  | 240   | 1000  | 7-5/8                 |
| TG-1153                  | 240   | 1500  | 7-5/8                 |
| TG-1203                  | 240   | 2000  | 7-5/8                 |
| TG-1253                  | 240   | 2500  | 9-3/8                 |
| TG-1303                  | 240   | 3000  | 10-9/16               |
| TG-1353                  | 240   | 3500  | 12-9/16               |
| TG-1403                  | 240   | 4000  | 13-9/16               |
| TG-1453                  | 240   | 4500  | 13-9/16               |
| TG-2453                  | 240   | 4500  | 7-13/16               |
| TG-2503                  | 240   | 5000  | 9-13/16               |
| TG-2603                  | 240   | 6000  | 11-11/16              |
| TG-1103L                 | 120   | 1000  | 7-5/8                 |
| TG-1153L                 | 120   | 1500  | 7-5/8                 |
| TG-1203L                 | 120   | 2000  | 7-5/8                 |

# Water Heater Elements, Thermostats & Controls



**Backer**

## WATER HEATER ELEMENTS

Round Flange Type – Type LS



For use in water heaters with recessed tank flanges. Features chopper sheathing.


| Order No.                | Volts   | Watts     | Inside Tank Lgth. In. |
|--------------------------|---------|-----------|-----------------------|
| <b>Low Watt Density</b>  |         |           |                       |
| LS-1157                  | 240/208 | 1500/1125 | 7-11/16               |
| LS-1207                  | 240/208 | 2000/1500 | 10-5/8                |
| LS-2257                  | 240/208 | 2500/1875 | 7-3/8                 |
| LS-2307                  | 240/208 | 3000/2250 | 8-15/16               |
| LS-2407                  | 240/208 | 4000/3000 | 11-11/16              |
| LS-2457                  | 240/208 | 4500/3375 | 11-11/16              |
| LS-2557                  | 240/208 | 5500/4125 | 15-1/8                |
| LS-1107L                 | 120     | 1000      | 7-11/16               |
| LS-1157L                 | 120     | 1500      | 7-11/16               |
| LS-2167L                 | 120     | 1650      | 7-3/8                 |
| LS-1207L                 | 120     | 2000      | 10-5/8                |
| <b>High Watt Density</b> |         |           |                       |
| LS-1153                  | 240     | 1500      | 7-11/16               |
| LS-1203                  | 240     | 2000      | 7-11/16               |
| LS-1253                  | 240     | 2500      | 9-7/16                |
| LS-1303                  | 240     | 3000      | 10-5/8                |
| LS-1353                  | 240     | 3500      | 12-5/8                |
| LS-1453                  | 240     | 4500      | 13-5/8                |
| LS-1153L                 | 120     | 1500      | 7-11/16               |
| LS-1203L                 | 120     | 2000      | 7-11/16               |

Our daily objective is to meet and greet our customers in a prompt, kind and courteous manner.



**Backer**

## WATER HEATER THERMOSTATS



Temperature range: 120°F to 170°F. 6000W @ 208/240V or 480V AC; 3000W @ 120V AC.

| Order No. | Desc.        |
|-----------|--------------|
| 59T4000   | Single throw |
| 59T4100   | Double throw |



**WHITE-RODGERS**

## WATER HEATER CONTROLS

Natural Gas



Features single-cycle energy cutoff and high-limit switch. 75,000 BTU/h capacity, 1-1/4" shank length, 3/4" NPT mounting with 1/2" NPT inlet and 1/2" inverted flare outlet. AGA certified..

| Order No.  | Temp. Range °F |
|------------|----------------|
| 37C73U-168 | 70 to 160      |



## WATER HEATER CONNECTORS

Eastman® – Water-Flex™



3/4" FIP Outlet x 3/4" FIP Inlet



3/4" FIP Outlet x 3/4" Female Sweat Inlet



3/4" MIP Outlet x 3/4" Brass Barb Inlet



3/4" FIP Outlet x 3/4" CPVC Inlet

Corrugated copper construction; manufactured from 7/8" OD tube. Features brass hex nuts, nitrile rubber sealing washer, internal PEX sleeve, and external dielectric sleeve.

| Order No.  | Lgth. In. |
|--|-----------|
| <b>3/4" FIP Outlet x 3/4" FIP Inlet</b>          |           |
| 0437715  | 15        |
| 0437718  | 18        |
| 0437724  | 24        |
| <b>3/4" FIP Outlet x 3/4" Female Sweat Inlet</b> |           |
| 0436915  | 15        |
| 0436918  | 18        |
| 0436924  | 24        |
| <b>3/4" MIP Outlet x 3/4" Brass Barb Inlet</b>   |           |
| 0436118  | 18        |
| 0436124  | 24        |
| <b>3/4" FIP Outlet x 3/4" CPVC Inlet</b>         |           |
| 0436718  | 18        |

## WATER HEATER INSTALLATION KITS

Electric – Eastman® – Water-Flex™

Includes (2) 18" corrugated copper connectors with 3/4" FIP connections; (2) dielectric nipples; compression adapter with 2-3/4" MPT x 7/8" OD connections, and Teflon™ tape. Complies with low lead plumbing law.

| Order No. | Desc.                                  |
|-----------|--|
| 48357     | Electric water heater installation kit |

Electrolux & Frigidaire

GE & Hotpoint

Whirlpool & Maytag

Cooking & Gas Products

Dishwasher, Disposer & Water Heater

Laundry

Refrigeration

Fittings, Venting & Installation

Electrical

Plumbing

Property Maintenance

Motors

HVAC/R

Chemicals

Charging, Recovery & Welding

Test Equip., Tools & Service Acc.

# Water Heater Connectors, Tanks & Valves



## WATER HEATER CONNECTORS

Eastman® – Water-Flex™



Corrugated stainless steel construction with nickel-plated brass nuts and nitrile rubber sealing washer. Complies with low lead plumbing law.

| Order No. | Lgth. In. |
|-----------|-----------|
| 0437015   | 15        |
| 0437018   | 18        |
| 0437024   | 24        |

## WATER HEATER CONNECTORS

Eastman® – Water-Flex™



Corrugated stainless steel construction with epoxy coating and nickel-plated brass nuts. Pair; includes red and blue connectors. Complies with low lead plumbing law.

| Order No. | Lgth. In. |
|-----------|-----------|
| 0437118   | 18        |
| 0437124   | 24        |

## WATER HEATER CONNECTORS

Flexible – Eastman® – Water-Flex™



Features stainless steel ferrules with nickel-plated brass nuts. 3/4" FIP connections. Complies with low lead plumbing law.

| Order No. | Lgth. In. |
|-----------|-----------|
| 48262     | 15        |
| 48251     | 18        |
| 48252     | 24        |

## THERMAL EXPANSION TANKS

Water Heater



For use with 30 to 160 gallon water heaters. Features 3/4" MIP stainless steel connection, and butyl rubber diaphragm. Max. operating temperature 210°F. Max. working pressure 150 PSI; factory charged at 40 PSI. NSF listed.

| Order No. | Size Gal. |
|-----------|-----------|
| 60022     | 2         |
| 60023     | 4.5       |

## TEMPERATURE/PRESSURE RELIEF VALVES

Water Heater



Features extension thermostat, automatic lever reset and standard shank.

| Order No. | Rated Temp. °F | Rated PSI |
|-----------|----------------|-----------|
| 60085     | 210            | 150       |

## DRAIN VALVES

Water Heater



60092



60093

Features 3/4" MIP x 3/4" MHT connections.

| Order No. | Desc. | Shank Lgth. In. |
|-----------|-------|-----------------|
| 60092     | Brass | 2-1/4           |
| 60093     | Nylon | 2-1/2           |

## WATER HEATER PANS



Plastic



Aluminum

Includes drain fittings.

| Order No.                                   | Dim. In. ID x OD |
|---|------------------|
| <b>For Electric Water Heaters – Plastic</b> |                  |
| 60091                                       | 22 x 24          |
| 60083                                       | 26 x 28          |
| <b>For Gas Water Heaters – Aluminum</b>     |                  |
| 60086                                       | 22 x 24          |
| 60089                                       | 26 x 28          |

## WATER HEATER STANDS



For use with water heaters up to 65 gallons or 900 lbs. Measures 16" H. Includes safety clips for screwing to wall or floor.

| Order No. | Dim. In. W x D |
|-----------|----------------|
| 86278     | 22 x 22        |
| 86279     | 24 x 24        |

## EARTHQUAKE STRAPS

Water Heater



Double body strap with front adjustment. L.A. county and CA state approved.

| Order No. | Desc.            |
|-----------|------------------|
| 86280     | Earthquake strap |

Not all products are available at all branches.

Contact your local branch for availability.

**DrySafer™**  
Dryer Lint Alarm

**Detects Flammable Lint  
Buildup Before It Ignites!**



**INSTALLS IN MINUTES – NO TOOLS REQUIRED**



**1) Slide DrySafer™ Airflow Sensor on dryer exhaust vent.**



**2) Attach exhaust duct to DrySafer Airflow Sensor.**



**3) Link Airflow Sensor power cord to Alarm.**

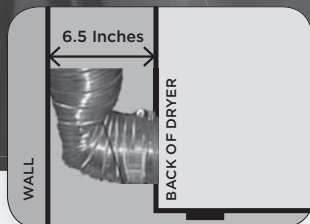
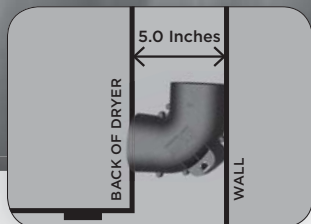


**4) Attach wall mount. Slide in alarm.**

**DrySafer Prevents Overheating In Two Ways:**

- 1. Alerts of excessive lint immediately upon installation.**
- 2. High Temperature Alarm alerts you before your dryer overheats.**

**EZ FLOW DESIGN = LESS SPACE**



**Universal Design Fits All Gas and Electric Dryers.**

**Crush-Proof Elbow Prevents Kinking**



**DrySafer Model:  
DS 201401**



**Airflow Sensor**



**Alarm and Wall Mount**



**Installed on Dryer**

© 2015 DrySafer Corporation, Inc. All rights reserved.

DrySafer is a registered trademark of DrySafer Corporation, Inc.

Patents: 8,256,133; 29/469/344; 29/483,368; 29/483,372  
Patents Pending: 14/209,277; 156549; 2,851,300

Electrolux & Frigidaire

GE & Hotpoint

Whirlpool & Maytag

Cooking & Gas Products

Dishwasher, Disposer & Water Heater

**Laundry**

Refrigeration

Fittings, Venting & Installation

Electrical

Plumbing

Property Maintenance

Motors

HVAC/R

Chemicals

Charging, Recovery & Welding

Test Equip., Tools & Service Acc.



# Dryer Elements



## DRYER ELEMENTS

### Electrical

| Order No.   | Watts                 | Volts |
|-------------|-----------------------|-------|
| DC47-00019A | 5300                  | 240   |
| DC97-14486A | 5300                  | 240   |
| NP10329P    | 3500                  | 240   |
| NP3978      | 5350                  | 240   |
| NPM21       | 5000                  | 240   |
| NPM23       | 5000                  | 240   |
| NPX10004    | 3000                  | 240   |
| 23DB        | Bracket w/ insulators |       |
| NPEL1001*   | 5400                  | 240   |
| NP31EL3003  | High limit assembly   |       |
| NP31EL3001  | Thermostat            |       |
| NP7178      | 5300                  | 240   |
| NP7179      | 5600                  | 240   |
| NP7184      | 5300                  | 240   |
| NP792700    | 5300                  | 240   |
| NP114000    | 5300                  | 240   |
| NP8615      | 5300                  | 240   |
| NP8617      | 5300                  | 240   |
| NP8612      | 5300                  | 240   |
| NP8613      | 5300                  | 208   |
| NP3778      | 5600                  | 240   |
| NP8614      | 5600                  | 240   |
| NP3404      | 5000                  | 240   |
| NP4837      | 5000                  | 208   |
| NPL1044     | 4750                  | 240   |
| NPDC47      | 5300                  | 240   |
| NPDC97      | 5300 (no housing)     | 240   |
| NP927       | 5000                  | 240   |
| NP928       | 4750                  | 208   |
| NP929       | 4800                  | 240   |
| NP03591     | 1200                  | 110   |
| NP01247     | 5300                  | 240   |
| NP44771     | 5400                  | 240   |
| NP73069     | 2700/5400             | 240   |
| NP838       | 5400                  | 240   |
| NP837       | 5400                  | 240   |
| NP843       | 3000                  | 240   |
| NP8062      | 3000                  | 240   |
| NP8064      | 5400                  | 240   |
| NP8065      | 5600                  | 240   |
| NP8066      | 5000                  | 240   |
| NP01338     | 5400/2700             | 240   |
| NP7747      | 5400                  | 240   |
| NP7748      | 5600                  | 240   |
| NP7749      | 4600                  | 240   |
| NP91960     | 5200                  | 240   |
| NP698†      | 5200                  | 240   |
| NP455       | 5200                  | 240   |
| NP6632      | 3600                  | 240   |
| NP838E      | 5400                  | 240   |
| NP843E      | 3000                  | 240   |
| NP98062E    | 3000                  | 240   |
| NP98064E    | 5400                  | 240   |
| NP98065E    | 5600                  | 240   |

| Order No. | Watts | Volts |
|-----------|-------|-------|
| NP98066E  | 5000  | 240   |
| NP403585E | 5400  | 240   |

\* Includes thermostat and wires. † Includes adapter.




DC47-00019A



DC97-14486A



NP10329P



NP3978



NPM21



NPEL1001



NP31EL3003



NP31EL3001



NP8612




NPL1044



NP792700



NP838




NPDC47



NP114000



NP44771



NP698



NP73069



NP7747



NP838E



# Dryer Cords, Belts, Elements & Restringing Kits



## DRYER CORDS

With Closed Eyelets



DC3-30-4



DC4-30-4

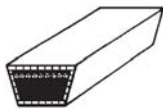
30 AMP.

| Order No.     | Size Ft.                 |
|---------------|--------------------------|
| <b>3 Wire</b> |                          |
| DC3-30-4      | 4                        |
| DC3-30-5      | 5                        |
| DC3-30-6      | 6                        |
| DC3-30-10     | 10                       |
| <b>4 Wire</b> |                          |
| DC4-30-4      | 4                        |
| DC4-30-5      | 5                        |
| DC4-30-6      | 6                        |
| DC4-30-10     | 10                       |
| 60-DCLAMP     | Dryer cord strain relief |



## BELTS

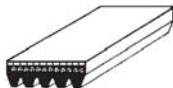
Washer



BLT2320



BLT1007



439490 & 491680

| Order No. | Desc.    | Ref. No. |
|-----------|----------|----------|
| BLT1600   | Wrapped  | LB157    |
| BLT1124   | Wrapped  | LB125    |
| BLT1125   | Bareback | LB126    |
| BLT2320   | Wrapped  | LB132    |
| BLT3483   | Bareback | LB297    |
| BLT1006   | Bareback | LB302    |
| BLT1007   | Bareback | LB302    |
| 439490    | Multi-V  | -        |
| 491680    | Multi-V  | -        |



## DRYER DRIVE BELTS

Samsung



Dryer Drive belt, can be used to replace Samsung® 6602001655. Features 5 Rib/4 Groove design.

| Order No. | Replaces    |
|-----------|-------------|
| LB1655    | 6602-001655 |

## DRYER ELEMENTS

LG®



Replacement dryer assembly.

| Order No. | Replaces   |
|-----------|------------|
| DE1001    | 6931EL1001 |

## DRYER RESTRING KITS



| Order No. |
|-----------|
| DE1746C   |

## DRYER RESTRING KITS

Samsung



| Order No. | Desc.              |
|-----------|--------------------|
| DE019AC   | Dryer restring kit |

Electrolux & Frigidaire

GE & Hotpoint

Whirlpool & Maytag

Cooking & Gas Products

Dishwasher, Disposer & Water Heater

Laundry

Refrigeration

Fittings, Venting & Installation

Electrical

Plumbing

Property Maintenance

Motors

HVAC/R

Chemicals

Charging, Recovery & Welding

Test Equip., Tools & Service Acc.

# Restraining Kits



## RESTRING KITS


### Dryer Element



NP6968C



NPX60D



NPX103C



NP11946



NPQ032



NP455C

|          |            |           |
|----------|------------|-----------|
| NP010    | NP011      | NP137094C |
| NP014    | NP134266   | NP141683C |
| NP1-C    | NP134266-1 | NP63527   |
| NP-38C   | NP136870C  | NP63527-1 |
| NP60135C | NP137022C  | 8015855C  |
| NP133285 | NP63099C   | NP27626C  |
| NP61050C | NP523552C  | NP50035C  |
| NP4252C  | NP525459C  | NP50109C  |
| NP6873C  | NP533742C  | NP48886C  |
| NP7005C  | NP533743C  | NP56777C  |
| NP37010  | NP5337442C | NPX93C    |
| NP37065C | 8001554C   | NPX95C    |
| NP3668C  | NP6968C    | NPX99C    |
| NP3897C  | NPX71      | NPX101C   |
| NPM11C   | NPX72      | NPX103C   |
| NPM21C   | NPX80C     | NPX104C   |
| NPM22C   | NPX81      | NPX203C   |
| NPM23C   | NPX82C     | NPX260*   |
| NPM27C   | NPX83C     | NPX60D*   |
| NPX5014C | NPX85C     | NPX61     |
| NPX59    | NPX88C     | NPX61D*   |
| NPX60    | NP013      | NPX68     |
| NP5-21   | NP5-55     | NP8612C   |
| NP5-24   | NP5-60     | NP13538   |

|            |            |            |
|------------|------------|------------|
| NP25037C   | NP11946    | NP8616C    |
| NP12532    | NP7178C    | NP2000C    |
| NP7184C    | NP13369    | NP11945    |
| NP13537    | NP8614C    | NP1641C    |
| NP8615C    | NP13539    | NP4265     |
| NP14503    | NP01746    | NP3161C    |
| NP11944    | NP3404C    | NP6369     |
| NP4837C    | NP1394C    | NP8673C    |
| NP0180C    | NP0920C    | NP2608C    |
| NP1395C    | NP5255     | NP1927C    |
| NP1050C    | NP3605C    | NPQ1873    |
| NP5259     | NP0077     | NPQ8418    |
| NP7505C    | NP56176C   | NPQ034     |
| NP0154     | NP2626C    | NP3161050C |
| NP1079C    | NPQ885     | NP3201130  |
| NP1195C    | NPQ587C    | NP3204252C |
| NP56047C   | NPQ032     | NP3206873C |
| NPQ836     | NP4643C    | NP3269829C |
| NPQ585C    | NP6968C    | NP3276585C |
| NP6426     | NP15855C   | NP3937005C |
| NP14832    | NP50035    | NP3937010C |
| NP142836   | NP48886C   | NP3937065C |
| NP142866   | NP48887C   | NP6564848C |
| NPQ42885   | NP1234600C | NP7533742C |
| NPQ171873  | NP1234900C | NP7533743C |
| NP616426   | NP1475300C | NP8015795C |
| NP622032   | NP201130C  | NP8027626C |
| NP622034   | NP37010    | NP8950109C |
| NP1030867C | NP136143C  | NP9948886C |
| NP33897C   | NP142885   | NP9956777C |
| NP63099C   | NP171482   | NP475400C  |
| NP64848C   | NP171873   | NP75600C   |
| NP1048C    | NP234600   | NP553900C  |
| NP1171C    | NP622032   | NP40003C   |
| NP3127C    | NP622034   | NP40468C   |
| NP3552C    | NP635271C  | NP40469C   |
| NP5459C    | NP8001554C | NP39775C   |
| NP33742C   | NP606C     | NP39790C   |
| NP33743C   | NP698C     | NP39869C   |
| NP33744C   | NP838C     | NP247C     |
| NP1554C    | NP843C     | NP248C     |
| NP9739C    | NP1960C    | NP249C     |
| NP30227C   | NP85592C   | NP250C     |
| NP36292C   | NP85942C   | NP9191C    |
| NP9690C    | NP86019C   | NP7365C    |
| NP665C     | NP90241C   | NP7378C    |
| NP8181C    | NP90983C   | NP8212C    |
| NP9187C    | NPX261*    | NP502C     |
| NP9188C    | NPX10007C  | NP9655C    |
| NP9189C    | NPX10015   | NP598C     |
| NP9190C    | NPM27C     | NP91724C   |
| NPX89C     | NP5-24     | NP3298C    |
| NPX90C     | NP5-46     | NP96632C   |
| NPX91C     | NP5-55     | NP455C     |
| NPX92C     | NP3778C    | NP87749C   |
| NP5-46     | NP13322    | NP559C     |
| NP98064C   | NP411C     | NP506C     |
| NP251C     | NP87747C   | NP98062C   |
| NP337C     |            |            |

\* Includes (2) coils.


# Terminals, Insulators & Dryer Thermostats



## TERMINALS

| Order No. | Size In. | Desc.         |
|-----------|----------|---------------|
| 61399-1   | 5/16     | Female spade  |
| 63300-1   | 5/16     | Male spade    |
| 63301-1   | 1/4      | Quick-connect |

## INSULATORS



No. NP120. Terminal block for (2) 1/4" or 5/16" quick connect terminals.  
 No. NP139. 2-Piece ceramic terminal set.

| Order No.   | OD In. | ID In. | Width In. |
|-------------|--------|--------|-----------|
| NP120       | -      | -      | -         |
| NP131       | 3/4    | 7/16   | 11/16     |
| NP133       | 3/4    | 7/16   | 1/2       |
| NP134       | 9/16   | 3/8    | 3/4       |
| NP135       | 11/16  | 3/8    | 3/8       |
| NP138       | 7/8    | 13/32  | 7/16      |
| NP139Male   | 3/4    | 3/16   | -         |
| NP139Female | 3/4    | 3/16   | -         |

Our pledge is dedication to outstanding customer service.



## THERMOSTATS

### Dryer



TSTAT7134

TSTAT1053



TSTAT0291

No. TSTAT9769. Includes high limit thermostat and thermal cut-off. For use in electric dryers manufactured from 1985 to 1995.

| Order No. | Desc.                               |
|-----------|-------------------------------------|
| TSTAT9769 | High limit thermostat kit           |
| TSTAT9816 | Thermal cut-off kit                 |
| TSTAT7134 | Thermostat w/ 120V heat anticipator |
| TSTAT0291 | Dryer thermostat                    |
| TSTAT1053 | Thermostat kit, 3-pc.               |



## DRYER THERMOSTATS

### LG®



Replacement dryer thermostat.

| Order No. | Replaces   |
|-----------|------------|
| L3001     | 6931EL3001 |
| L3003     | 6931EL3003 |

Electrolux & Frigidaire

GE & Hotpoint

Whirlpool & Maytag

Cooking & Gas Products

Dishwasher, Disposer & Water Heater

Laundry

Refrigeration

Fittings, Venting & Installation

Electrical

Plumbing

Property Maintenance

Motors

HVAC/R

Chemicals

Charging, Recovery & Welding

Test Equip., Tools & Service Acc.

# Dryer Thermostats



## THERMOSTATS



Includes heat anticipator.

Order  
No.

**NP7134**

## THERMOSTATS

L Series



Closed disc design opens on temperature rise. Features 1/4" quick-connect terminals. SPST. Resistive heater load: 25 Amps @ 240V; 12.5 Amps @ 277V and 480V. UL recognized. CSA certified.

Order  
No.

**L120**

**L130**

**L140**

**L150**

**L155**

**L160**

**L165**

**L170**

**L180**

**L190**

**L200**

**L225**

**L230**

**L240**

**L250**

**L260**

**L290**

**L300**

**L320**

**L340**

## DRYER THERMOSTATS



NPL1053



NP00489



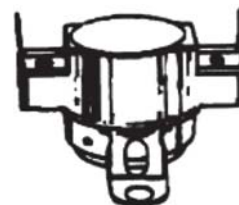
NP0719



NP2519



NP194



NP5107



NP77767



NP973



NP8906



NP13801

Order  
No.

Desc.

|                |  |
|----------------|--|
| <b>NPL1053</b> | High limit kit with fuse & thermal limits (electric/gas) |
| <b>NP0771</b>  | L248-80  |
| <b>NP1182</b>  | Fuse for gas and electric                                |
| <b>NP90P3</b>  | Thermostat and thermal fuse                              |
| <b>NP00489</b> | Thermostat and thermal fuse kit                          |
| <b>NP769</b>   | Thermal cutoff kit                                       |
| <b>NP816</b>   | Thermal cutoff kit                                       |
| <b>NP0291</b>  | L250-80 High limit                                       |
| <b>NP2519</b>  | Thermal fuse 3/16. terminals                             |
| <b>NP99849</b> | Thermal fuse 1/4. terminals                              |
| <b>NP0719</b>  | Thermal fuse   |
| <b>NP5107</b>  | L225 Auto reset high limit                               |
| <b>NP194</b>   | Limit and 325° fuse kit                                  |
| <b>NP197</b>   | Limit and 309° fuse kit                                  |
| <b>NP77767</b> | L221-65F   |
| <b>NP973</b>   | Thermostat & thermal fuse kit                            |
| <b>NP8906</b>  | Flame sensor for gas dryers                              |
| <b>NP13801</b> | Thermal fuse for dryer                                   |

# Dryer Flame Sensors, Thermostats & Thermal Fuses



## INFRARED FLAME SENSORS

General Electric – Dryer



Order No.

DE353

DE355

## DRYER THERMOSTATS



SET149, SET198,  
SET195, SET196 &  
SET191

SET184

SET185 & SET197



SET176

| Order No. | Temp. °F | Diff. °F | Term |
|-----------|----------|----------|------|
| SET149    | 290      | 40       | 3    |
| SET176    | 248      | 80       | 2    |
| SET184    | 352      | .        | 2    |
| SET185*   | 250      | 80       | 2    |
| SET191    | 250      | 40       | 2    |
| SET194    | 325      | .        | 2    |
| SET195    | 120      | 10       | 2    |
| SET196    | 146      | 25       | 2    |
| SET197    | 325      | -        | -    |
| SET198    | 250      | 60       | 2    |

\* Thermostat only.

## THERMAL FUSES

Dryer



SET405

SET403 & SET404

SET408



SET409

SET407 & SET401

SET402 & SET410

| Order No. | Desc.                 | Temp. °F |
|-----------|-----------------------|----------|
| SET405    | Fuse & high-limit kit | -        |
| SET403    | Thermal fuse only     | -        |
| SET404    | Gas high limit only   | -        |
| SET408    | Disc style            | 183      |
| SET409    | Disc style            | 243      |
| SET407    | Oblong style          | 183      |
| SET401    | Thermal fuse          | 196      |
| SET402    | Thermal fuse          | 196      |
| SET410    | Thermal fuse          | 196      |

## MULTI-THERMOSTATS

Internal Heater



SPST

SPDT

Includes (2) 1/4" thermostat terminals and (2) 3/16" heater terminals.

| Order No.   | Cut Out °F | Cut In °F |
|-------------|------------|-----------|
| <b>SPST</b> |            |           |
| L13510W     | 135        | 125       |
| L13515W     | 135        | 120       |
| L14625W     | 146        | 121       |
| L15015W     | 150        | 135       |
| L15025W     | 150        | 125       |
| L15525W     | 155        | 130       |
| <b>SPDT</b> |            |           |
| LD15025W*   | 150        | 125       |

\* (3) 1/4" thermostat terminals.

Electrolux & Frigidaire

GE & Hotpoint

Whirlpool & Maytag

Cooking & Gas Products

Dishwasher, Disposer & Water Heater

Laundry

Refrigeration

Fittings, Venting & Installation

Electrical

Plumbing

Property Maintenance

Motors

HVAC/R

Chemicals

Charging, Recovery & Welding

Test Equip., Tools & Service Acc.



# Dryer Repair & Lint Cleaning Equipment



## COIL KITS

Primary/Secondary – Dryer



Order No. Desc.

**ERDE382** Replaces coils for M-style gas valves

## DRUM BEARINGS

Dryer



Order No.

**BRG1153**

## DRUM ROLLERS

Dryer



For use with gas or electric dryers.

Order No.

**ROLR1541**

## DRUM ROLLERS



Order No.

**ER4581EL2002A**

Replaces

LG 4581EL2002A



## DRUM ROLLERS

Samsung



Dryer drum roller and shaft assembly kit includes roller, shaft and triangle ring clips. Can replace Samsung® DC97-07523B.

Order No.

**DE7523**

Replaces

DC97-16782A



## DRYER LINT ATTACHMENTS

Lint Lizard



For use with vacuum cleaners.

Order No.

**6057**

Desc.

Lint Lizard dryer lint attachment

## LINT BRUSHES

Dryer



For use with dryers with filter inside door.

Order No.

**B295C**

Desc.

Dryer lint brush



## LINT BRUSHES

Dryer

For use with dryers with lint filter on top.

Order No.

**B241C**

Desc.

Dryer lint brush



## DRYER LINT REMOVAL KITS

ProClean



Helps keep dryer running efficiently by removing lint build-up and debris. Kit includes 36. lint trap brush, 10-ft dryer duct brush and vacuum hose attachment.

Order No.

**BPKK**

Desc.

Lint removal kit



## LINT TRAPS



Fits over end of drain hose to prevent lint from clogging tub or sink. Aluminum construction.

Order No.

**91221**

Pkg. Qty.

10

# Thermistors, Dryer Igniters & Washer Hoses



## THERMISTORS

Dryer



Order No.

**TMSTR1191**



## DRYER IGNITERS

LG®

Order No.

Lgth. Ft.

**SDE365** 5318EL3001A



## DRAIN HOSES

Washer



No. **WDH6FT**. Corrugated plastic construction. Fits 1", 1-1/8", 1-1/4" and 1-3/8" outlets on washers. Features bend and stay design with hook end. Crush resistant.

| Order No.     | Dia. In. | Lgth. Ft. |
|---------------|----------|-----------|
| <b>ERSSD6</b> | 1        | 6         |
| <b>ERSSD8</b> | 1        | 8         |
| <b>WDH6FT</b> | -        | 6         |



## WASHING MACHINE HOSES

Universal



PVC drain hose. The industry's only hose with mechanically bonded connector to insure no leaks.

| Order No.    | Size    |
|--------------|---------|
| <b>SSD-6</b> | 1" x 6' |
| <b>SSD-8</b> | 1" x 8' |



## WASHING MACHINE HOSES

Stainless Steel – Eastman®



Straight Ends

For residential applications. Features 3/8" braided full-flow hose with 3/4" FHT connections and nickel-plated brass nuts with stainless steel ferrules. Pair. CSA certified.

| Order No.                            | Lgth. Ft. |
|--------------------------------------|-----------|
| <b>Straight Ends</b>                 |           |
| <b>48370</b>                         | 4         |
| <b>48371</b>                         | 5         |
| <b>48372</b>                         | 6         |
| <b>Straight &amp; 90° Elbow Ends</b> |           |
| <b>48376</b>                         | 4         |
| <b>48377</b>                         | 5         |
| <b>48378</b>                         | 6         |



## FILL HOSES



Female connections.

| Order No.       | Lgth. Ft. |
|-----------------|-----------|
| <b>ER3804FF</b> | 4         |
| <b>ER3805FF</b> | 5         |
| <b>ER3806FF</b> | 6         |



## WASHING MACHINE HOSES

Fill – Eastman®



Straight Ends

Rubber construction with 3/4" FHT connections. 200 PSI working pressure; 800 PSI burst pressure.

| Order No.                            | Lgth. Ft. |
|--------------------------------------|-----------|
| <b>Straight Ends</b>                 |           |
| <b>60321N</b>                        | 4         |
| <b>60323N</b>                        | 5         |
| <b>60325N</b>                        | 6         |
| <b>60327N</b>                        | 8         |
| <b>Straight &amp; 90° Elbow Ends</b> |           |
| <b>60333N</b>                        | 5         |

Electrolux & Frigidaire

GE & Hotpoint

Whirlpool & Maytag

Cooking & Gas Products

Dishwasher, Disposer & Water Heater

Laundry

Refrigeration

Fittings, Venting & Installation

Electrical

Plumbing

Property Maintenance

Motors

HVAC/R

Chemicals

Charging, Recovery & Welding

Test Equip., Tools & Service Acc.

# Washing Machine & Inlet Hoses



## WASHING MACHINE HOSES

Discharge – Eastman®



Fits 1", 1-1/8" or 1-1/4" outlets. Rubber construction.

| Order No.    | Lgth. Ft. |
|--------------|-----------|
| <b>60355</b> | 6         |

## WASHING MACHINE HOSES

Discharge – SSD Style – Eastman®



Fits 3/4", 7/8" or 1" outlets. PVC construction. Flexible.

| Order No.     | Lgth. Ft. |
|---------------|-----------|
| <b>Bagged</b> |           |
| <b>48397</b>  | 6         |
| <b>Bulk</b>   |           |
| <b>60357</b>  | 8         |



## INLET HOSES

Female/Female



| Order No.     | Size      |
|---------------|-----------|
| <b>1204FF</b> | 1/2" x 4' |
| <b>1205FF</b> | 1/2" x 5' |
| <b>1206FF</b> | 1/2" x 6' |



## INLET HOSES

Female/Female



| Order No.     | Size       |
|---------------|------------|
| <b>3804FF</b> | 3/8" x 4'  |
| <b>3805FF</b> | 3/8" x 5'  |
| <b>3806FF</b> | 3/8" x 6'  |
| <b>3808FF</b> | 3/8" x 8'  |
| <b>3810FF</b> | 3/8" x 10' |
| <b>3812FF</b> | 3/8" x 12' |
| <b>3815FF</b> | 3/8" x 15' |

## EXTENSION HOSES

Male/Female



| Order No.     | Size      |
|---------------|-----------|
| <b>3804MF</b> | 3/8" x 4' |
| <b>3805MF</b> | 3/8" x 5' |
| <b>3806MF</b> | 3/8" x 6' |

## INLET HOSES

Female/Elbow



90° Female/Female Elbow. Bulk.

| Order No.     | Size      |
|---------------|-----------|
| <b>3804FE</b> | 3/8" x 4' |
| <b>3805FE</b> | 3/8" x 5' |
| <b>3806FE</b> | 3/8" x 6' |



## INLET HOSES

Rubber Two Packs



Female/Female.

| Order No.        | Description                  |
|------------------|------------------------------|
| <b>3804FFB-2</b> | 3804FF Pkg - 2 Per w/washers |
| <b>3805FFB-2</b> | 3805FF Pkg - 2 Per w/washers |
| <b>3806FFB-2</b> | 3806FF Pkg - 2 Per w/washers |

## INLET HOSES

Red & Blue Rubber Two Packs



Female/Female.

| Order No.          | Description                  |
|--------------------|------------------------------|
| <b>3804FFB-2RB</b> | 3/8" x 4' FF - 2 Pk Red/Blue |
| <b>3805FFB-2RB</b> | 3/8" x 5' FF - 2 Pk Red/Blue |
| <b>3806FFB-2RB</b> | 3/8" x 6' FF - 2 Pk Red/Blue |

## INLET HOSES

Red & Blue Rubber Two Packs



90° Female/Female.

| Order No.          | Description |
|--------------------|-------------|
| <b>3804FEB-2RB</b> | 3804FEB-2RB |
| <b>3805FEB-2RB</b> | 3805FEB-2RB |
| <b>3806FEB-2RB</b> | 3806FEB-2RB |

# Washing Machine & Inlet Hoses



## BRAIDED WASHER HOSES

Stainless Steel



WM-50-174-FF



WM-50-184-FF



WM-50-184-2

3/4 FHT x 3/4 FHT.

| Order No.                    | Size Ft. | Qty.   |
|------------------------------|----------|--------|
| <b>90° Elbow – Full Flow</b> |          |        |
| WM-50-174-FF                 | 4        | Each   |
| WM-50-175-FF                 | 5        | Each   |
| WM-50-176-FF                 | 6        | Each   |
| <b>Straight – Full Flow</b>  |          |        |
| WM-50-184-FF                 | 4        | Each   |
| WM-50-185-FF                 | 5        | Each   |
| WM-50-186-FF                 | 6        | Each   |
| <b>Straight</b>              |          |        |
| WM-50-184-2                  | 4        | 2 Pack |
| WM-50-185-2                  | 5        | 2 Pack |
| WM-50-186-2                  | 6        | 2 Pack |

## RUBBER WASHER HOSES

High Pressure



WM-50-104



WM-50-104-2

3/4 FHT X 3/4 FHT.

| Order No.   | Size Ft. | Qty.   |
|-------------|----------|--------|
| WM-50-104   | 4        | Each   |
| WM-50-105   | 5        | Each   |
| WM-50-106   | 6        | Each   |
| WM-50-104-2 | 4        | 2 Pack |
| WM-50-105-2 | 5        | 2 Pack |
| WM-50-106-2 | 6        | 2 Pack |



## INLET HOSES

Stainless Steel



1404DWSS



1404DWSS-1/2



1405EDWSS

For dishwashers.

| Order No.     | Description                        |
|---------------|------------------------------------|
| 1404DWSS      | 3/8" Comp x 3/8" Comp x48" w/Elbow |
| 1405DWSS      | 3/8"Compx3/8"CompX60"w/Elbow       |
| 1406DWSS      | 3/8"CompX3/8"CompX72"w/Elbow       |
| 1404DWSS-1/2  | 1/2" Comp x 3/8" Comp x 48         |
| 1404DWSS-1/2B | 1/2" Comp x 3/8" Comp x 48" - Pkg  |
| 1405DWSS-1/2  | 1/2" Comp x 3/8" Comp x 60         |
| 1405DWSS-1/2B | 1/2" Comp x 3/8" Comp x 60" - Pkg  |
| 1405EDWSS     | 3/8" Comp x 3/8" Comp x 60         |
| 1405EDWSSB    | 3/8" Comp x 3/8" Comp x 60" - Pkg  |
| 1406EDWSS     | 3/8" Comp x 3/8" Comp x 72         |
| 1406EDWSSB    | 3/8" Comp x 3/8" Comp x 72" - Pkg  |
| 34FHRLF       | 3/4" FHT Elbow Lead Free           |

## INLET HOSES

Female/Female



For washing machines. Stainless Steel.

| Order No.  | Description               |
|------------|---------------------------|
| 1205FFSS   | 1/2" x 5' FF              |
| 3801FFSS   | 3/8" x 1' FF              |
| 3804FFSS   | 3/8" x 4' FF              |
| 3805FEFFS  | 3/8" x 5' FF              |
| 3805FFSS   | 3/8" x 5' FF              |
| 3805FFSSB  | 3805 FF Pkg - 1 Per       |
| 3805FFSSLG | 3/8" x 5' FF - Large Flow |
| 3806FFSS   | 3/8" x 6' FF              |

**NOTE** - Jason Industrial Inc. inlet hoses require a minimum of 6" clearance for a bend. If tighter bend is required use a "FE" hose with a 90° elbow. Failure to use a 90° hose could result in pre-mature hose failure. As a precaution replace hoses every 5 years.

Electrolux & Frigidaire

GE & Hotpoint

Whirlpool & Maytag

Cooking & Gas Products

Dishwasher, Disposer & Water Heater

Laundry

Refrigeration

Fittings, Venting & Installation

Electrical

Plumbing

Property Maintenance

Motors

HVAC/R

Chemicals

Charging, Recovery & Welding

Test Equip., Tools & Service Acc.



# Inlet Hoses, Dryer Kits & Hose Washers



## INLET HOSES

Female/Female



Stainless Steel. 2 Pack.

| Order No.           | Description            |
|---------------------|------------------------|
| <b>3804FFSS-2</b>   | 3804FFSS Pkg - 2 Per   |
| <b>3805FESS-2</b>   | 3805FESS Pkg - 2 Per   |
| <b>3805FFSS-2</b>   | 3805FFSS Pkg - 2 Per   |
| <b>3805FFSSLG-2</b> | 3805FFSSLG Pkg - 2 Per |
| <b>3806FFSS-2</b>   | 3806FFSS Pkg - 2 Per   |

## STEAM DRYER KITS

Installation



WS5SS2-STM



WS5SS-STM



WS5SS4-STM



375YM

| Order No.         | Description                        |
|-------------------|------------------------------------|
| <b>WS5SS2-STM</b> | 2 Hose                             |
| <b>WS5SS4-STM</b> | 4 Hose                             |
| <b>WS5SS-STM</b>  | 3 Hose                             |
| <b>375YM</b>      | Y Connector with 3 - Male 3/4" GHT |

**We appreciate your business!**



## HOSE WASHERS



| Order No.     | Pkg. Qty. |
|---------------|-----------|
| <b>ERRW79</b> | 100       |



## HOSE WASHERS



Fits garden hose connections. Rubber construction.

| Order No.    | Color | Pkg. Qty. |
|--------------|-------|-----------|
| <b>70141</b> | Red   | 100       |

## HOSE WASHERS

Filter



Features brass mesh screen.

| Order No.    | Pkg. Qty. |
|--------------|-----------|
| <b>70143</b> | 100       |



## HOSE WASHERS



| Order No.      | Pkg. Qty. |
|----------------|-----------|
| <b>HW0493K</b> | 100       |



## HOSE GRIPS

Drain Hose



For use with drain hoses going into stand pipe.

| Order No.   | Desc.                     |
|-------------|---------------------------|
| <b>PHG1</b> | Hose grip for drain hoses |

## VALVES

Washer



| Order No.     | Desc.        |
|---------------|--------------|
| <b>ERWV-1</b> | Washer valve |

## INLET VALVES

Washer



| Order No.        |
|------------------|
| <b>WWLVE1694</b> |



# Laundry Valves & Drain Pumps



## LAUNDRY VALVES

Residential



526



IV-15S-2



IV-14SE-2



IV-21A-13



WH1386

| Order No. | Replaces        |
|-----------|-----------------|
| 343       | -               |
| 525       | -               |
| 526       | -               |
| IV-13SD-2 | LG AJU1030102   |
| IV-15S-2  | LG 5221 EA1009B |
| IV-21A-13 | LG 5221EA2001C  |
| IV-14SE-2 | LG 5221ER1002B  |
| WH1386    | -               |



## LAUNDRY VALVES

Commercial



183 & 183X240



184

| Order No. | Replaces            |
|-----------|---------------------|
| 183       | Dexter 9379-183-001 |
| 183X240   | Dexter 9379-183-002 |
| 184       | Dexter 9379-183-004 |

## SCREENS



| Order No. | Pkg. Qty. |
|-----------|-----------|
| SC300MK   | 100       |
| SC4040LK  | 100       |
| SC408     | 25        |
| SC600MK   | 100       |



## WASHER DRAIN PUMPS

Bosch®



| Order No. | Replaces |
|-----------|----------|
| LP6440    | 436440   |



## WASHER DRAIN PUMPS

Samsung



Washer drain pump can replace DC96-01585L and can replace several Samsung® models.

| Order No. | Replaces    |
|-----------|-------------|
| LP1585L   | DC96-01585L |

## WASHER RECIRCULATION PUMP

LG



| Order No. | Replaces    |
|-----------|-------------|
| LP3503    | EAU61383503 |

## WASHER PUMP ASSEMBLY

LG



Circulation or drain pump assembly. On washing machine this pump is used for circulating water and on dishwashers it is used for draining. Can replace several LG® models. Can be used on dishwashers, as a drain pump.

| Order No. | Replaces    |
|-----------|-------------|
| LP2002H   | 4681EA2002H |

Electrolux & Frigidaire

GE & Hotpoint

Whirlpool & Maytag

Cooking & Gas Products

Dishwasher, Disposer & Water Heater

Laundry

Refrigeration

Fittings, Venting & Installation

Electrical

Plumbing

Property Maintenance

Motors

HVAC/R

Chemicals

Charging, Recovery & Welding

Test Equip., Tools & Service Acc.

# Washer Drain Pumps & Valves



## DRAIN PUMP ASSEMBLY

LG



This pump helps to expel water from the washer, activated after the spin speed is maintained for a specific period of time.

| Order No. | Replaces    |
|-----------|-------------|
| LP2001T   | 4681EA2001T |

## WASHER DRAIN PUMPS

Samsung



Washer drain pump, can replace DC31-00054D.

| Order No. | Replaces    |
|-----------|-------------|
| LP054D    | DC31-00054D |

## WASHER DRAIN PUMPS

Samsung



Front load washer drain pump can be used on several Samsung® models.

| Order No. | Replaces    |
|-----------|-------------|
| LP1414A   | DC96-01414A |

## WASHER WATER VALVES

Bosch



Hot water inlet used on Bosch® washers.

| Order No. | Replaces |
|-----------|----------|
| WV2244    | 422244   |

## WASHER WATER VALVES

Bosch



Hot water inlet used on Bosch® washers.

| Order No. | Replaces |
|-----------|----------|
| WV2245    | 422245   |

## WASHER PUMP

Samsung



Washing machine drain pump used on Samsung® models.

| Order No. | Replaces    |
|-----------|-------------|
| LP1700A   | DC96-01700A |

## WASHER DRAIN PUMPS

Samsung



Washer drain pump can replace DC97-15974C.

| Order No. | Replaces    |
|-----------|-------------|
| LP5974C   | DC97-15974C |

## WASHER WATER INLET VALVES

Samsung



| Order No. | Replaces    |
|-----------|-------------|
| WV0314K   | DC62-30314K |

## WASHER WATER INLET VALVES

Samsung



| Order No. | Replaces    |
|-----------|-------------|
| WV0312J   | DC62-30312J |

## WASHER WATER INLET VALVES

Samsung



| Order No. | Replaces    |
|-----------|-------------|
| WV0142G   | DC62-00142G |

# V-Belts & Pulleys



## V-BELTS

Accu-Link – Adjustable



| Order No. | Size  |
|-----------|-------|
| 3L-LINK-5 | 5 Ft. |
| A-LINK-5  | 5 Ft. |
| B-LINK-6  | 6 Ft. |

## V-BELTS

FHP



| Order No. | Size In.   |
|-----------|------------|
| 3L180     | 3/8 x 7/32 |
| 3L190     | 3/8 x 7/32 |
| 3L200     | 3/8 x 7/32 |
| 3L210     | 3/8 x 7/32 |
| 3L220     | 3/8 x 7/32 |

We are continually adding new products. Call us with your inquiries.

## V-BELTS

Multi Plus Dual



| Order No. | Size In. |
|-----------|----------|
| A18       | 1/2 x 20 |
| A19       | 1/2 x 21 |
| A20       | 1/2 x 22 |
| A21       | 1/2 x 23 |
| A22       | 1/2 x 24 |
| A23       | 1/2 x 25 |
| A24       | 1/2 x 26 |
| A25       | 1/2 x 27 |
| A26       | 1/2 x 28 |
| A27       | 1/2 x 29 |
| A28       | 1/2 x 30 |
| A29       | 1/2 x 31 |
| A30       | 1/2 x 32 |
| A31       | 1/2 x 33 |
| A32       | 1/2 x 34 |
| A33       | 1/2 x 35 |
| A34       | 1/2 x 36 |
| A35       | 1/2 x 37 |
| A36       | 1/2 x 38 |
| A37       | 1/2 x 39 |
| A38       | 1/2 x 40 |
| A39       | 1/2 x 41 |
| A40       | 1/2 x 42 |
| A41       | 1/2 x 43 |
| A42       | 1/2 x 44 |
| A43       | 1/2 x 45 |
| A44       | 1/2 x 46 |
| A45       | 1/2 x 47 |
| A46       | 1/2 x 48 |
| A47       | 1/2 x 49 |
| A48       | 1/2 x 50 |
| A49       | 1/2 x 51 |
| A50       | 1/2 x 52 |
| A51       | 1/2 x 53 |
| A52       | 1/2 x 54 |
| A53       | 1/2 x 55 |
| A54       | 1/2 x 56 |
| A55       | 1/2 x 57 |
| A56       | 1/2 x 58 |
| A58       | 1/2 x 60 |
| A60       | 1/2 x 62 |
| A66       | 1/2 x 68 |

## VARIABLE PITCH PULLEYS



| Order No.   | Datum "4L/A" Belts | Datum "5L/B" Belts |
|-------------|--------------------|--------------------|
| 1VP34-1/2   | 1.9 - 2.9          | 2.4 - 3.2          |
| 1VP34-3/4   | 1.9 - 2.9          | 2.4 - 3.2          |
| 1VP34-7/8   | 1.9 - 2.9          | 2.4 - 3.2          |
| 1VP40-3/4   | 2.4 - 3.4          | 2.7 - 3.7          |
| 1VP40-5/8   | 2.4 - 3.4          | 2.7 - 3.7          |
| 1VP40-7/8   | 2.4 - 3.4          | 2.7 - 3.7          |
| 1VP44-3/4   | 2.8 - 3.8          | 3.1 - 4.1          |
| 1VP44-7/8   | 2.8 - 3.8          | 3.1 - 4.1          |
| 1VP44-1     | 2.8 - 3.8          | 3.1 - 4.1          |
| 1VP44-1-1/8 | 2.8 - 3.8          | 3.1 - 4.1          |

## AL BLOWER PULLEYS



| Order No. | Outside Dia. In. | Shaft Size In. |
|-----------|------------------|----------------|
| AL54-5/8  | 4.93             | 5/8            |
| AL54-3/4  | 4.93             | 3/4            |
| AL54-1    | 4.93             | 1              |
| AL64-5/8  | 5.93             | 5/8            |
| AL64-3/4  | 5.93             | 3/4            |
| AL64-1    | 5.93             | 1              |
| AL74-5/8  | 6.93             | 5/8            |
| AL74-3/4  | 6.93             | 3/4            |
| AL74-1    | 6.93             | 1              |
| AL84-5/8  | 7.93             | 5/8            |
| AL84-3/4  | 7.93             | 3/4            |
| AL84-1    | 7.93             | 1              |
| AL94-3/4  | 8.93             | 3/4            |
| AL94-1    | 8.93             | 1              |
| AL104-3/4 | 9.93             | 3/4            |
| AL104-1   | 9.93             | 1              |
| AL114-3/4 | 10.93            | 3/4            |
| AL114-1   | 10.93            | 1              |
| AL124-3/4 | 11.93            | 3/4            |
| AL124-1   | 11.93            | 1              |

Electrolux & Frigidaire

GE & Hotpoint

Whirlpool & Maytag

Cooking & Gas Products

Dishwasher, Disposer & Water Heater

Laundry

Refrigeration

Fittings, Venting & Installation

Electrical

Plumbing

Property Maintenance

Motors

HVAC/R

Chemicals

Charging, Recovery & Welding

Test Equip., Tools & Service Acc.



# Light Switches, Icemakers & Modular Heads



## LIGHT SWITCHES

Sub Zero



Replacement 2-Terminal refrigerator/freezer light switch. White, rectangular design with snap-in mounting.

| Order No.      | Amps/Volts           | Replaces |
|----------------|----------------------|----------|
| <b>ES18806</b> | 2.5A/205V<br>5A/125V | 7014646  |

## LIGHT SWITCHES

Sub Zero



Replacement 2-Terminal refrigerator/freezer light switch. White, rectangular design with snap-in mounting.

| Order No.      | Amps/Volts           | Replaces |
|----------------|----------------------|----------|
| <b>ES18809</b> | 2.5A/205V<br>5A/125V | 7004259  |

## LIGHT SWITCHES

Sub Zero



Replacement 2-Terminal refrigerator/freezer light switch. White, rectangular design with snap-in mounting.

| Order No.      | Amps/Volts           | Replaces |
|----------------|----------------------|----------|
| <b>ES18810</b> | 2.5A/205V<br>5A/125V | 7004257  |



## ICEMAKERS

Refrigerator



ER2198597



ERWIM

No. **ER2198597**. For 25 to 27 cu. ft. side-by-side refrigerators with in-door ice bins.

**Icemakers**  
Order No.

**IMKR7943**

**IMKR8597**

**IMKR8277**

**ERGEIM**

**ERWIM**

**IMKR0961**

**IMKR0093**

**IMKR8344**

**Accessories**

Order No.

Replaces

**IMOD0935**

Gear & motor assembly

## ICEMAKER REPAIR KITS



RIM300



RIM316

For use with side-by-side refrigerators with ice bin in freezer door. Includes icemaker board.

Order No.

**IMKR8597RK**

## ICEMAKER BOARDS



Order No.

**IMPCB9102**



## MODULAR HEADS

Icemaker – Head



Order No.

**IMM8366**

## ICEMAKER KITS



RIM300



RIM316

Order No.

**RIM300**

**RIM313**

**RIM316**

**RIM500**

**RIM900**

**RIM2000**

No. **RIM300**. Includes adapter mounting plate, wiring harness and hardware.

Nos. **RIM313 & RIM316**. Includes cover, lever arm, hardware, wiring harness, water valve, fill tubes, fill line and ice bin.

No. **RIM500**. Includes (2) harnesses and fill tube. Straight harness and 7" dia. hose.

No. **RIM900**. Includes wiring harness.

No. **RIM2000**. Universal replacement kit.

## ICEMAKER KITS



For use with 25- to 27-cubic-ft. models with vertical dispenser installed in freezer door. Kit includes icemaker assembly, (2) electrical cables, mounting bracket/hardware and instructions.

Order No.

**RIM597**

Electrolux & Frigidaire

GE & Hotpoint

Whirlpool & Maytag

Cooking & Gas Products

Dishwasher, Disposer & Water Heater

Laundry

Refrigeration

Fittings, Venting & Installation

Electrical

Plumbing

Property Maintenance

Motors

HVAC/R

Chemicals

Charging, Recovery & Welding

Test Equip., Tools & Service Acc.



# Icemaker Kits & Water Filters



## ICEMAKER KITS



Includes icemaker assembly, wiring harness, water valve, tubing fill tube, mounting hardware and ice bucket.

**Order No.**  
**RIM469**

## ICEMAKER KITS



Includes icemaker assembly and electrical cable.

**Order No.**  
**RIM961**

## ICEMAKER ASSEMBLIES

Sub-Zero



| Order No.        | Replaces |
|------------------|----------|
| <b>SZ4200520</b> | 4200520  |

## ICEMAKER ASSEMBLIES

Maytag



Includes cover, lever arm and (4) harnesses.

| Order No.     | Desc.                     |
|---------------|---------------------------|
| <b>RIM943</b> | Modular icemaker assembly |

## WATER FILTERS

LG



Designed to meet or exceed OEM specifications. Reduces chlorine, sediment, dirt, rust, turbidity, sand, silt, and more in water. Advanced carbon block technology. Meets NSF/ANSI standard 42. Replace every 6 months.

| Order No.        | Temp. Range °F | GPM | Replaces    |
|------------------|----------------|-----|-------------|
| <b>EFF-6005A</b> | 33 to 100      | 1   | 5231JA2002A |

## WATER FILTERS

Samsung



Designed to meet or exceed OEM specifications. Reduces chlorine, sediment, dirt, rust, turbidity, sand, silt, and more in water. Advanced carbon block technology. Meets NSF/ANSI standard 42. Replace every 6 months.

| Order No.        | Temp. Range °F | GPM | Replaces    |
|------------------|----------------|-----|-------------|
| <b>EFF-6011A</b> | 33 to 100      | 1   | DA29-00003B |

## WATER FILTERS

Samsung



Designed to meet or exceed OEM specifications. Reduces chlorine, sediment, dirt, rust, turbidity, sand, silt, and more in water. Advanced carbon block technology. Meets NSF/ANSI standard 42. Replace every 6 months.

| Order No.        | Temp. Range °F | GPM | Replaces    |
|------------------|----------------|-----|-------------|
| <b>EFF-6006A</b> | 33 to 100      | 1   | DA29-00012A |

## WATER FILTERS

Samsung



Designed to meet or exceed OEM specifications. Reduces chlorine, sediment, dirt, rust, turbidity, sand, silt, and more in water. Advanced carbon block technology. Meets NSF/ANSI standard 42. Replace every 6 months.

| Order No.        | Temp. Range °F | GPM | Replaces    |
|------------------|----------------|-----|-------------|
| <b>EFF-6027A</b> | 33 to 100      | 1   | DA29-00020B |

**Phone or FAX  
your order today!!**



## WATER FILTERS

LG



Designed to meet or exceed OEM specifications. Reduces chlorine, sediment, dirt, rust, turbidity, sand, silt, and more in water. Advanced carbon block technology. Meets NSF/ANSI standard 42. Replace every 6 months.

| Order No.        | Temp. Range °F | GPM | Replaces    |
|------------------|----------------|-----|-------------|
| <b>EFF-6003A</b> | 33 to 100      | 1   | 5231JA2006A |

## WATER FILTERS

Sub Zero



Designed to meet or exceed OEM specifications. Reduces chlorine, sediment, dirt, rust, turbidity, sand, silt, and more in water. Features advanced carbon block technology. Replace every 6 months.

| Order No.        | Temp. Range °F | GPM | Replaces |
|------------------|----------------|-----|----------|
| <b>EWF-8003A</b> | 33 to 100      | 1   | 4204490  |

**Need help with specifications?  
Our knowledgeable staff  
will be happy to  
assist you!**



## AIR FILTERS

LG



Fresh air filter removes odors that might be present in your appliance. Replace every 6 months.

| Order No.        | Dim. In.            | Replaces    |
|------------------|---------------------|-------------|
| <b>EAF-9001A</b> | 3-1/4 x 3-1/4 x 1/4 | ADQ73214402 |

## HARVEST THERMOSTATS

Icemaker



SL5022 & SL6322 SL5844

Cycles icemaker into harvest mode after cubes have released from ice mold.

| Order No.     |
|---------------|
| <b>SL5022</b> |
| <b>SL6322</b> |
| <b>SL5844</b> |

## SAFETY FUSES

Icemaker



| Order No.     |
|---------------|
| <b>SL6319</b> |



## NEEDLE VALVES

Straight



Brass construction with compression connections. NSF-61 compliant.

| Order No.    | Conn. In. |
|--------------|-----------|
| <b>65823</b> | 1/4 x 1/4 |
| <b>65827</b> | 3/8 x 3/8 |

## NEEDLE VALVES

Angle - Male



Brass construction. NSF-61 compliant.

| Order No.    | Conn. In. Comp. x MIP |
|--------------|-----------------------|
| <b>65833</b> | 1/4 x 1/8             |

## SADDLE VALVES

Self-Piercing



Brass construction. Includes needle valve with 1/4" compression outlet, saddle, and clamp. NSF-61 compliant.

| Order No.       | For Tube OD In. |
|-----------------|-----------------|
| <b>65801</b>    | 3/8 to 1-5/16   |
| <b>65801AB*</b> | 3/8 to 1-5/16   |

\* Complies with low lead plumbing law.



## SELF-TAPPING WATER VALVES

STV Series



For use with icemaker kits and humidifier kits. Self-piercing on copper tubing or 0.035" wall hard PVC. Features stainless steel piercing needle, molded gasket and threaded bottom bracket. Includes 1/4" compression outlet and all fittings for copper and plastic tubing. Maximum water temperature 180°F (82°C). Flow rate 1 GPM.

| Order No.   | Needle Dia. In.           |
|-------------|---------------------------|
| <b>STV2</b> | 1/8 (hollow)              |
| <b>STV4</b> | 3/32 (solid, retractable) |

Electrolux & Frigidaire

GE & Hotpoint

Whirlpool & Maytag

Cooking & Gas Products

Dishwasher, Disposer & Water Heater

Laundry

Refrigeration

Fittings, Venting & Installation

Electrical

Plumbing

Property Maintenance

Motors

HVAC/R

Chemicals

Charging, Recovery & Welding


Test Equip., Tools & Service Acc.

# Refrigeration Valves



## REFRIGERATION VALVES

### Residential



| Order No. |
|-----------|
| 398       |
| 402       |
| 410       |
| 428       |
| 459       |
| 460       |
| 634       |
| 935       |
| 1202      |
| HC10032   |
| HC10033   |
| HC10051   |
| IH1901    |

| Order No. |
|-----------|
| IH2000    |
| IH2001    |
| IH2003    |
| IH2008    |
| IH2009    |
| IH2204    |
| IH3001    |
| IH5273    |
| IH5626    |
| IH6002    |
| IH7000    |
| IH7012    |
| IV-11S-16 |

**Our pledge is  
dedication to outstanding  
customer service.**

# Icemaker & Washer Water Valves



## ICE MACHINE VALVES

### Commercial



| Order No.        | Replaces                                  |
|------------------|---|
| <b>45912CD</b>   | Various 120V                              |
| <b>45912CDA</b>  | Various 240V                              |
| <b>560CD</b>     | Scotsman 11-0514-02                       |
| <b>56675</b>     | Manitowoc 2405283, 7601123                |
| <b>56675A</b>    | Manitowoc 2405293, 7601133                |
| <b>707S</b>      | Scotsman 12-1900-01                       |
| <b>708S</b>      | Scotsman 12-1646-02                       |
| <b>710S</b>      | Scotsman 12-1646-07                       |
| <b>IH2004</b>    | Scotsman 12-1434-01, -02, -04, -08, -09   |
| <b>IH2004A</b>   | Scotsman 12-1434-03, -05, -06, -10        |
| <b>IH2005</b>    | Scotsman 12-1646-01, -02, -05, -07        |
| <b>IH2005A</b>   | Scotsman 12-1646-03, -06, -08, -10, -11   |
| <b>IH2006</b>    | Scotsman 12-1900-01, -03, -05, -07, -10   |
| <b>IH2006A</b>   | Scotsman 12-1900-02, -04, -06, -09        |
| <b>IH2007</b>    | Scotsman 12-2261-01, -04; 12-2313-01, -04 |
| <b>IH2007A</b>   | Scotsman 12-2261-02, -03; 12-2313-02, -03 |
| <b>IH2010</b>    | Scotsman 12-2446-03, -05, -21, -23, -25   |
| <b>IH2010A</b>   | Scotsman 12-2446-02, -04, -06, -22, -24   |
| <b>IH2011A</b>   | Scotsman 11-0492-01, -02                  |
| <b>IH2016</b>    | Crystal Tips 30732200                     |
| <b>IH2410-21</b> | Scotsman 12-2410-01 (120V)                |
| <b>IH2447-01</b> | Scotsman 12-2447-01 (120V)                |
| <b>IH2548-01</b> | Scotsman 12-2548-01 (24 VAC)              |
| <b>IH2552A</b>   | U-Line 2552A                              |
| <b>IH2555</b>    | U-Line 2555                               |
| <b>IH2666-01</b> | Scotsman 12-2666-01 (24 VAC)              |
| <b>IH6301</b>    | Crystal Tips 80406301                     |



## I/M ADAPTERS

### Lead Free



| Order No.         | Description        |
|-------------------|--------------------|
| <b>GHC-412-LF</b> | 3/4 FHT x 1/4 Comp |



## WASHER WATER VALVES

### LG



Front load washer triple solenoid water inlet valve assembly used for cold water fill, pre-wash, and the bleach dispenser.

| Order No.      | Replaces    |
|----------------|-------------|
| <b>WV1003A</b> | 5221ER1003A |

## WATER INLET VALVES

### Sub Zero



Water inlet valve w/ compression nut, and ground wire for newer, roller based units.

| Order No.     | Replaces |
|---------------|----------|
| <b>WV1450</b> | 4201450  |

Electrolux & Frigidaire

GE & Hotpoint

Whirlpool & Maytag

Cooking & Gas Products

Dishwasher, Disposer & Water Heater

Laundry

Refrigeration

Fittings, Venting & Installation

Electrical

Plumbing

Property Maintenance

Motors

HVAC/R

Chemicals

Charging, Recovery & Welding

Test Equip., Tools & Service Acc.

# Valves, Connectors & Installation Lines



## WATER INLET VALVES

Sub Zero



Water inlet valve kit. Can replace Subzero® 4202790.

| Order No. | Replaces |
|-----------|----------|
| WV2790    | 4202790  |

## ICEMAKER CONNECTORS

Stainless Steel – Eastman®



For residential applications. Features braided hose with 1/4" compression connections and nickel-plated brass nuts. CSA certified. Complies with NSF-61 and low lead plumbing law.

| Order No.     | Lgth. Ft. |
|---------------|-----------|
| <b>Bagged</b> |           |
| 48383         | 1         |
| 48387         | 5         |
| 48388         | 6         |
| 48389         | 10        |
| 48392         | 25        |
| <b>Bulk</b>   |           |
| 40135         | 5         |



## REFRIGERATOR INSTALLATION LINES



1401RFSS



1401RFSSB

| Order No. | Description                    |
|-----------|--------------------------------|
| 1401RFSS  | 1/4" Comp x 12" IM Hose        |
| 1401RFSSB | 1/4" Comp x 12" IM Hose - Pkg  |
| 1405RFSS  | 1/4" Comp x 60" IM Hose        |
| 1405RFSSB | 1/4" Comp x 60" IM Hose - Pkg  |
| 1406RFSS  | 1/4" Comp x 72" IM Hose        |
| 1406RFSSB | 1/4" Comp x 72" IM Hose - Pkg  |
| 1407RFSS  | 1/4" Comp x 84" IM Hose        |
| 1407RFSSB | 1/4" Comp x 84" IM Hose - Pkg  |
| 1410RFSS  | 1/4" Comp x 120" IM Hose       |
| 1410RFSSB | 1/4" Comp x 120" IM Hose - Pkg |



## BRAIDED ICEMAKER SUPPLY

Lead Free



1/4C x 1/4C.

| Order No.              | Size In. |
|------------------------|----------|
| <b>Stainless Steel</b> |          |
| 04-90112SS-LF          | 12       |
| 04-90148SS-LF          | 48       |
| 04-90160SS-LF          | 60       |
| 04-90172SS-LF          | 72       |
| 04-90210SS-LF          | 120      |



# Icemaker Connectors, Adapters & Kits



## ICEMAKER CONNECTORS

PVC – Eastman®



For residential applications. Features reinforced hose with 1/4" compression connections and nickel-plated brass nuts. CSA certified. Complies with NSF-61 and low lead plumbing law.

| Order No. | Lgth. Ft. |
|-----------|-----------|
| 48379     | 5         |
| 48380     | 10        |



## BRAIDED ICEMAKER SUPPLY

Lead Free



1/4C x 1/4C.

| Order No.   | White Vinyl | Size In. |
|-------------|-------------|----------|
| 04-90112-LF |             | 12       |
| 04-90148-LF |             | 48       |
| 04-90160-LF |             | 60       |
| 04-90172-LF |             | 72       |
| 04-90210-LF |             | 120      |



## ADAPTERS

Compression



Brass construction. Includes washer.

| Order No. | Conn. In. OD x FHT |
|-----------|--------------------|
| 65441     | 1/4 x 3/4          |



## TEES

Compression



Brass construction.

| Order No. | Conn. In. OD    |
|-----------|-----------------|
| 65375     | 1/4 x 1/4 x 1/4 |
| 65379     | 3/8 x 3/8 x 3/8 |

## ICEMAKER KITS

PVC – Eastman®



Includes reinforced hose, 1/4" female flare x compression adapter, and 1/4" compression union. CSA certified. Complies with low lead plumbing law.

| Order No. | Hose Lgth. In. |
|-----------|----------------|
| 60489     | 60             |
| 60490     | 120            |

## ICEMAKER KITS

Stainless Steel – Eastman®



For residential applications. CSA certified. Complies with NSF-61 and low lead plumbing law.

| Order No. | Includes  |
|-----------|---|
| 60456     | 10-ft. stainless steel supply line w/ 1/4" comp connections, and brass fittings (1/4" comp x FIP & 1/4" comp x MIP) |

Electrolux & Frigidaire

GE & Hotpoint

Whirlpool & Maytag

Cooking & Gas Products

Dishwasher, Disposer & Water Heater

Laundry

Refrigeration

Fittings, Venting & Installation

Electrical

Plumbing

Property Maintenance

Motors

HVAC/R

Chemicals

Charging, Recovery & Welding

Test Equip., Tools & Service Acc.

# Icemaker Kits & Compressors



## ICEMAKER KITS

### Polyethylene – Eastman®



Includes 1/4" polyethylene tubing, 1/4" union, self-piercing saddle valve, (2) brass inserts, and (2) Delrin sleeves. Complies with low lead plumbing law.

| Order No. | Tubing Lgth. Ft. |
|-----------|------------------|
| 48362     | 25               |

## ICEMAKER KITS

### Copper – Eastman®



Includes 1/4" copper tubing, 1/4" union, self-piercing saddle valve, and female flare x 1/4" compression adapter. Complies with low lead plumbing law.

| Order No. | Tubing Lgth. Ft. |
|-----------|------------------|
| 48398     | 15               |



## INSTALLATION KITS

### Icemaker/Humidifier



IST2

PT25 & PT25E



C15, C25 & C15F

Includes STV2 self-tapping valve and 1/4" compression connection at tap and appliance.

| Order No.             | Desc.   |
|-----------------------|---|
| <b>No Tubing</b>      |   |
| IST2                  | Valve and fittings                                      |
| <b>Plastic Tubing</b> |   |
| PT25                  | Valve, 25-ft. tubing and all fittings                   |
| PT25E                 | Valve, 25-ft. tubing and (2) popular fittings           |
| <b>Copper Tubing</b>  |   |
| C15                   | Valve, 15-ft., 1/4" OD tubing and all fittings          |
| C25                   | Valve, 25-ft., 1/4" OD tubing and all fittings          |
| C15F*                 | Valve, 15-ft., 1/4" OD tubing, all fittings & (1) flare |

\* 1/4" flare connection at appliance.



## REFRIGERATION COMPRESSORS



FF Series

T Series

Single phase. 115V. 60 Hz.

| Order No.    | Cap. BTUH @       |                   | HP   | Torque |
|--------------|-------------------|-------------------|------|--------|
|              | -10°F Evap. Temp. | +45°F Evap. Temp. |      |        |
| <b>R134A</b> |                   |                   |      |        |
| FF8.5HBK1    | 740               | 3135              | 1/4  | LST    |
| FF10HBK1     | 840               | 3530              | 1/4+ | LST    |
| FFI12HBX1    | 1190              | 5300              | 1/3+ | HST    |
| T6213Z1      | –                 | 5855              | 1/2  | HST    |
| T6215Z1      | –                 | 7080              | 1/2+ | HST    |
| <b>R12</b>   |                   |                   |      |        |
| FF10BK       | 915               | 3240              | 1/4  | LST    |
| FF10BX       | 915               | 3200              | 1/4  | HST    |
| FF11.5BK1    | 1130              | 4000              | 1/4+ | LST    |
| FFI12BX1     | 1350              | 5000              | 1/3+ | HST    |
| T6213A1      | –                 | 5500              | 1/2- | HST    |

## CONDENSING UNITS

For use with R134A refrigerant. Single phase. 115V. 60 Hz.

| Order No. | Cap. BTUH @       |                   | HP   |
|-----------|-------------------|-------------------|------|
|           | -10°F Evap. Temp. | +45°F Evap. Temp. |      |
| UF10HBX   | 850               | 3650              | 1/4  |
| UFI12HBX  | 1190              | 5300              | 1/3+ |
| UT6213ZA  | –                 | 5400              | 1/2+ |

### MANUFACTURERS' CATALOGS

We will be glad to send manufacturers' catalogs and other available publications and data on request.

# Icemaker Kits & Compressors



## COMPRESSORS

Refrigeration



Refrigeration compressors include electrical accessories, grommets and sleeves. Features relay start capacity run (RSCR), low back pressure, and relay start capacitor run (PTC). R134A compatible.

| Order No.      | BTU | HP  | Volts     |
|----------------|-----|-----|-----------|
| <b>SPC660L</b> | 660 | 1.5 | 110V/120V |

## COMPRESSORS

Refrigeration



Refrigeration compressors include electrical accessories, grommets and sleeves. Features relay start induction run (RSIR), low back pressure, and relay start Induction run (PTC). R134A compatible.

| Order No.      | BTU | HP  | Volts     |
|----------------|-----|-----|-----------|
| <b>SPC836L</b> | 836 | 1/4 | 110V/120V |

Not all products are available at all branches.

Contact your local branch for availability.



## COMPRESSORS

Refrigeration



Refrigeration compressors include electrical accessories, grommets and sleeves. Features relay start capacity run (RSCR), low back pressure, and relay start capacitor run (PTC). R134A compatible.

| Order No.      | BTU | HP   | Volts     |
|----------------|-----|------|-----------|
| <b>SPC990L</b> | 990 | 1/4+ | 110V/120V |

## REFRIGERATOR EVAPORATOR COILS

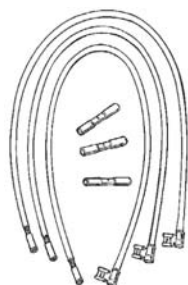
Sub Zero



| Order No.     | Dim In.        | Replaces |
|---------------|----------------|----------|
| <b>SZ0280</b> | 15" x 12" x 1" | 3130280  |
| <b>SZ4400</b> | 29" x 8" x 1"  | 4204400  |
| <b>SZ4410</b> | 28" x 20" x 1" | 4204410  |
| <b>SZ4420</b> | 24" x 16" x 1" | 4204420  |
| <b>SZ4430</b> | 20" x 16" x 1" | 4204430  |
| <b>SZ4701</b> | 29" x 20" x 1" | 7014701  |



## COMPRESSOR HOOK-UP KITS



| Order No.         | Lead Lgth. In. |
|-------------------|----------------|
| <b>MA02984-2</b>  | 8              |
| <b>MA02984-3</b>  | 18             |
| <b>MA02985-2*</b> | 8              |
| <b>MA02985-3*</b> | 18             |

\* Includes lead ring.

Electrolux & Frigidaire

GE & Hotpoint

Whirlpool & Maytag

Cooking & Gas Products

Dishwasher, Disposer & Water Heater

Laundry

Refrigeration

Fittings, Venting & Installation

Electrical

Plumbing

Property Maintenance

Motors

HVAC/R

Chemicals

Charging, Recovery & Welding

Test Equip., Tools & Service Acc.



# COPPER SERVICE DRIERS



MODEL 4039

1" DIRECTIONAL VALVE DRIER



MODEL 4040

3/4" DIRECTIONAL DRIER



MODEL 4041

1" DIRECTIONAL DRIER



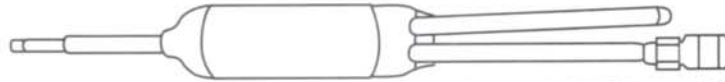
MODEL 4042

1" DOUBLE INLET DRIER



MODEL 4043

3/4 " DIRECTIONAL DRIER



MODEL 4044

3/4 " DIRECTIONAL VALVE DRIER



MODEL 4049

1" 30 GRAM DIRECTIONAL DRIER



MODEL 4050

1" DIRECTIONAL PLUGGED ENDS DRIER



MODEL 4051

3/4" NON-DIRECTIONAL DRIER



MODEL 4069

1" NON-DIRECTIONAL DRIER



# SPECIFICATIONS

| Model No. | Diam. | Overall Length | Inlet Tube Size  | Outlet Tube Size   | Tonnage       |      |
|-----------|-------|----------------|--|--|---------------|------|
|           |       |                |  |  | R-12 & R-134a | R-22 |
| 4039      | 1"    | 9"             | 3/16" I.D. / 1/4" O.D.   | .089 / .092 I.D.   | 1             | 2    |
| 4040      | 3/4"  | 8 1/2"         | 3/16" I.D. / 1/4" O.D.   | .089 / .092 I.D.   | 1/3           | 1/2  |
| 4041      | 1"    | 8 3/4"         | 3/16" I.D. / 1/4" O.D.   | .089 / .092 I.D.   | 1             | 2    |
| 4042      | 1"    | 8 3/4"         | 3/16" I.D. / 1/4" O.D.   | .089 / .092 I.D.   | 1             | 2    |
| 4043      | 3/4"  | 7 3/4"         | 3/16" I.D. / 1/4" O.D.   | 3/16" I.D. / 1/4" O.D.   | 1/3           | 1/2  |
| 4044      | 3/4"  | 8 3/4"         | 3/16" I.D. / 1/4" O.D.   | .089 / .092 I.D.   | 1/3           | 1/2  |
| 4049      | 1"    | 11 1/2"        | 1/4" I.D. / 5/16" O.D.   | .127 / .130 I.D.   | 1             | 2    |
| 4050      | 1"    | 7 7/8"         | 3/16" I.D. / 1/4" O.D.   | 3/16" I.D. / 1/4" O.D.   | 1/3           | 1/2  |
| 4051      | 3/4"  | 7 3/4"         | 3/16" I.D. / 1/4" O.D.   | 3/16" I.D. / 1/4" O.D.   | 1/3           | 1/2  |
| 4069      | 1"    | 9 3/4"         | 3/16" I.D. / 1/4" O.D.<br>1/4" I.D. / 5/16" O.D.<br>5/16" I.D. / 3/8" O.D. | 3/16" I.D. / 1/4" O.D.<br>1/4" I.D. / 5/16" O.D.<br>5/16" I.D. / 3/8" O.D. | 1             | 2    |

- All copper shells and end tubes.
- 100 % molecular sieve.
- Fully compatible with all new refrigerants.
- Original equipment replacement service driers.
- Bright finish

Since 1971 Manufacturers & Suppliers of Quality Refrigeration Components

- Electrolux & Frigidaire
- GE & Hotpoint
- Whirlpool & Maytag
- Cooking & Gas Products
- Dishwasher, Disposer & Water Heater
- Laundry
- Refrigeration
- Fittings, Venting & Installation
- Electrical
- Plumbing
- Property Maintenance
- Motors
- HVAC/R
- Chemicals
- Charging, Recovery & Welding
- Test Equip., Tools & Service Acc.



# Dryers



## COPPER DRYERS

### SUD Series



Features high-capacity, hermetically sealed design, XH-9 beaded molecular sieve, copper shell/end tubes and grooved ends. Compatible with all refrigerants.

| Order No. | Desc.                | Inlet                 | Outlet          |
|-----------|----------------------|-----------------------|-----------------|
| SUD103    | 1" Plugged ends      | 1/4" OD               | 1/4" OD         |
| SUD109    | 3/4" Non-directional | 1/4" OD               | 1/4" OD         |
| SUD110    | 3/4" Fused ends      | 1/4" OD               | 1/4" OD         |
| SUD111    | 1" Charging dryer    | 1/4" OD & flare       | 1/4" OD or cap  |
| SUD112    | 1" Step down dryer   | 5/16" OD              | 5/16" OD or cap |
| SUD113    | 1" Double inlet      | (2) 1/4" OD           | 1/4" OD         |
| SUD114    | 1" Fused ends        | 1/4" ID & OD          | 1/4" OD or cap  |
| SUD115    | 3/4" Charging dryer  | 1/4" ID, OD & flare   | 1/4" OD or cap  |
| SUD116    | 1" Step down dryer   | 3/16", 1/4", 5/16" ID | 5/16" ID or cap |

## SUCTION LINE DRYERS

### CSLD Series



For use with CFC, HCFC and HFC refrigerants. Features dual-access valves, high acid removal, solid copper fittings and corrosion resistant finish. Maximum working pressure 500 PSIG. Filtration to 40 microns. Measures 4-9/16" high. CSA certified.

| Order No. | Connections ODF | Width In. |
|-----------|-----------------|-----------|
| CSLD14S4  | 1/2             | 4-7/32    |
| CSLD14S5  | 5/8             | 4-1/2     |
| CSLD14S6  | 3/4             | 4-3/8     |
| CSLD14S7  | 7/8             | 4-9/16    |
| CSLD14S9  | 1-1/8           | 4-27/32   |

## LIQUID LINE DRYERS

### LLD Series



For use with CFC, HCFC and HFC refrigerants, including R410A. Features solid copper fittings, shock resistant steel construction, high acid/moisture removal and corrosion resistant finish. Filtration to 40 microns and maximum working pressure of 600 PSIG. CSA approved.

| Order No.             | Connection Size In. | Dim. In. H x W |
|-----------------------|---------------------|----------------|
| <b>SAE Connection</b> |                     |                |
| LLD032                | 1/4                 | 1-5/8 x 4-5/16 |

Order No.

Connection Size In.

Dim. In. H x W

|        |     |                 |
|--------|-----|-----------------|
| LLD052 | 1/4 | 2-1/2 x 4-7/8   |
| LLD053 | 3/8 | 2-1/2 x 5-3/16  |
| LLD082 | 1/4 | 2-1/2 x 5-13/16 |
| LLD083 | 3/8 | 2-1/2 x 6-3/32  |
| LLD084 | 1/2 | 2-1/2 x 6-11/32 |
| LLD162 | 1/4 | 2-1/2 x 6-19/32 |
| LLD163 | 3/8 | 2-1/2 x 6-7/8   |
| LLD164 | 1/2 | 2-1/2 x 7-1/8   |
| LLD165 | 5/8 | 2-1/2 x 7-1/2   |
| LLD304 | 1/2 | 3 x 9-13/16     |
| LLD305 | 5/8 | 3 x 10-3/16     |

### ODF Connection

|         |       |                 |
|---------|-------|-----------------|
| LLD032S | 1/4   | 1-5/8 x 3-3/4   |
| LLD052S | 1/4   | 2-1/2 x 4-11/32 |
| LLD053S | 3/8   | 2-1/2 x 4-17/32 |
| LLD082S | 1/4   | 2-1/2 x 5-1/4   |
| LLD083S | 3/8   | 2-1/2 x 5-7/16  |
| LLD084S | 1/2   | 2-1/2 x 5-1/2   |
| LLD163S | 3/8   | 2-1/2 x 6-7/32  |
| LLD164S | 1/2   | 2-1/2 x 6-9/32  |
| LLD165S | 5/8   | 2-1/2 x 6-17/32 |
| LLD303S | 3/8   | 3 x 8-29/32     |
| LLD304S | 1/2   | 3 x 8-15/16     |
| LLD306S | 3/4   | 3 x 9-5/8       |
| LLD307S | 7/8   | 3 x 9-13/16     |
| LLD309S | 1-1/8 | 3 x 9-13/16     |

## SUCTION LINE FILTER DRYERS

### SSLD Series



For use in protecting compressor from dirt and other solid contaminants. Features dual access valves, solid copper fittings and corrosion resistant finish. Filtration to 40 microns and maximum working pressure of 500 PSIG. CSA approved.

| Order No.             | Connection Size In. | Dim. In. H x W  |
|-----------------------|---------------------|-----------------|
| <b>SAE Connection</b> |                     |                 |
| SSLD83                | 3/8                 | 2-1/2 x 6-3/32  |
| SSLD85                | 5/8                 | 2-1/2 x 6-3/16  |
| SSLD164               | 1/2                 | 2-1/2 x 7-1/8   |
| SSLD166               | 3/4                 | 2-1/2 x 6-31/32 |
| SSLD307S              | 7/8                 | 3 x 9-25/32     |
| <b>ODF Connection</b> |                     |                 |
| SSLD83S               | 3/8                 | 2-1/2 x 5-7/16  |
| SSLD84S               | 1/2                 | 2-1/2 x 5-1/2   |
| SSLD85S               | 5/8                 | 2-1/2 x 5-3/4   |
| SSLD165S              | 5/8                 | 2-1/2 x 6-9/16  |
| SSLD166S              | 3/4                 | 2-1/2 x 6-31/32 |
| SSLD167S              | 7/8                 | 2-1/2 x 7-1/8   |
| SSLD305S              | 5/8                 | 3 x 9-7/32      |
| SSLD306S              | 3/4                 | 3 x 9-5/8       |
| SSLD419S              | 1-1/8               | 3-1/2 x 9-15/16 |

# Dryers, Power Starts & Hard Starts



## LIQUID LINE DRYERS

### Bi-Directional – HP Series



For use in heat pump applications with CFC, HCFC and HFC refrigerants, including R410A. Features internal check valve, high moisture/acid removal and corrosion resistant finish. Filtration to 40 microns and maximum working pressure of 680 PSIG. Copeland approved for POE oils. CSA approved.

| Order No.             | Connection Size In. | Dim. In. H x W |
|-----------------------|---------------------|----------------|
| <b>SAE Connection</b> |                     |                |
| HP083                 | 3/8                 | 2.63 x 6.28    |
| HP084                 | 1/2                 | 2.63 x 6.53    |
| HP163                 | 3/8                 | 2.63 x 6.97    |
| HP164                 | 1/2                 | 2.63 x 7.22    |
| HP165                 | 5/8                 | 3.09 x 7.59    |
| <b>ODF Connection</b> |                     |                |
| HP083S                | 3/8                 | 2.63 x 5.63    |
| HP163S                | 3/8                 | 2.63 x 6.31    |
| HP164S                | 1/2                 | 2.63 x 6.34    |



## POWER STARTS

### Refrigerator



Replaces relay, overload and start capacitor. Features positive temperature coefficient (PTC) design with solid state current-sensitive overload. Mounts with clip or screw. 120V.

No. ERP410. Works with or without run capacitor. Pre-wired.

| Order No. | HP          |
|-----------|-------------|
| ERP410    | 1/4, 1/3    |
| ERP810    | 1/12, 1/5   |
| ERPU410   | 1/4 to 1/3  |
| ERPU810   | 1/12 to 1/5 |



## HARD STARTS

### No Run Capacitor – Refrigeration



PO115



RO81



RCO810, RCO410, RCO210, RCO820, RCO420 & RCO220



RSC10

ICG Series & RO Series. Features snap-on bracket.

PO Series & PRO Series. For use on compressors with pin-type terminals.

RCO Series. For use on all capillary systems.

| Order No.                     | HP          | Volts AC |
|-------------------------------|-------------|----------|
| <b>Quick Connect Mounting</b> |             |          |
| ICG1                          | 1/12 to 1/2 | 115      |
| RO81                          | 1/12 to 1/5 | 115      |
| RO41                          | 1/4 to 1/3  | 115      |
| RCO810                        | 1/12 to 1/5 | 115      |
| RCO410                        | 1/4 to 1/3  | 115      |
| RCO210                        | 1/2         | 115      |
| RCO820                        | 1/12 to 1/8 | 230      |
| RCO420                        | 1/4 to 1/3  | 230      |
| RCO220                        | 1/2         | 230      |
| RSC10                         | 1/12 to 1/2 | 115      |
| <b>Push-On Mounting</b>       |             |          |
| PO115                         | 1/12 to 1/2 | 115      |
| PRO41                         | 1/4 to 1/3  | 115      |

## HARD STARTS

### Refrigeration



For use in domestic and light commercial refrigeration compressors to 1/2 HP. 115V. Includes push-on compressor terminals, 1/4" capacitor terminals, easy-mount clip and instructions.

| Order No. | HP          |
|-----------|-------------|
| URCO210   | 1/3 to 1/2  |
| URCO410   | 1/4 to 1/3  |
| URCO810   | 1/12 to 1/5 |

Electrolux & Frigidaire

GE & Hotpoint

Whirlpool & Maytag

Cooking & Gas Products

Dishwasher, Disposer & Water Heater

Laundry

Refrigeration

Fittings, Venting & Installation

Electrical

Plumbing

Property Maintenance

Motors

HVAC/R

Chemicals

Charging, Recovery & Welding

Test Equip., Tools & Service Acc.

# Defrost Timers & Controls



## DEFROST TIMERS

Refrigerator



Order No.  
**DFTMR9402**

## DEFROST CONTROLS

Adaptive – Refrigerator



Features LEDs to indicate compressor and defrost heater run status, and cold control, defrost control, or defrost heater failure. UL listed.

Order No. Desc.  
**ADC5988** Adaptive defrost control



## DEFROST TIMERS

Energy Saving – Refrigerator

Features plastic construction. 120V. 12/pkg.

| Order No.        | Cycle Time Hrs. | Def. Time Min. |
|------------------|-----------------|----------------|
| <b>SPA1401AD</b> | 6               | 21             |
| <b>SPB1401F</b>  | 8               | 20             |



## DEFROST TIMERS

Flying Lead – Refrigerator



Features plastic construction. Includes hardware kit.

| Order No.        | Cycle Time Hrs. | Def. Time Min. |
|------------------|-----------------|----------------|
| <b>SPA1403FL</b> | 8               | 21             |
| <b>SPF17633</b>  | 6               | 21             |



## DEFROST TIMERS

Classic Style – Refrigerator



Features metal construction. 120V. Includes hardware kit. 12/pkg.

| Order No.        | Cycle Time Hrs. | Def. Time Min. |
|------------------|-----------------|----------------|
| <b>SPG1111GE</b> | 6               | 25             |

## DEFROST TIMERS

Sub-Zero



| Order No.        | Replaces |
|------------------|----------|
| <b>SZ3081180</b> | 3081180  |
| <b>SZ7014648</b> | 7014648  |

## DEFROST TIMERS

NASCORP – Refrigerator



Features plastic construction. 120V.

| Order No.      | Cycle Time Hrs. | Def. Time Min. |
|----------------|-----------------|----------------|
| <b>A140102</b> | 6               | 21             |

## DEFROST TIMERS

Adjustable – EDT Series



For use in domestic or commercial refrigerators and freezers. Features electronic circuitry, adjustable defrost frequency/time and dust proof case. Temperature range 32°F (0°C) to 135°F (57°C). Humidity range 10 to 95%, non-condensing. 115V AC.

| Order No.    | Max. Compressor HP | Max. Resistance Amps |
|--------------|--------------------|----------------------|
| <b>EDT10</b> | 1/3                | 10                   |
| <b>EDT11</b> | 3/4                | 20                   |

# Defrost Controls, Adjustable Timers & Terminators



## DEFROST CONTROLS

### Commercial Refrigeration

Features heavy-duty, synchronous motor, adjustable defrost frequency/duration and steel case with electrical knockouts in sides, back and bottom. Temperature range -35°F to 175°F. 60 Hz. 40A non-inductive @ 120V, 208V or 240V AC. UL listed.



| Order No.  | Volts     | Switching NO / NC   |
|--|-----------|---------------------|
| <b>Time Initiated / Time Terminated</b>                    |           |                     |
| <b>S804100</b>   | 120       | 1 / 2               |
| <b>S804120</b>   | 240       | 1 / 2               |
| <b>S804500</b>   | 120       | 1 / 1               |
| <b>S804520</b>   | 240       | 1 / 1               |
| <b>8043-20</b>   | 208 / 240 | 2 to 4 / 1 to 3     |
| <b>8047-00</b>   | 120       | 2 to 4 / 3          |
| <b>8047-20</b>   | 208 / 240 | 2 to 4 / 3          |
| <b>Time Initiated / Temperature or Pressure Terminated</b> |           |                     |
| <b>S814100</b>   | 120       | 1 / 2               |
| <b>S814120</b>   | 240       | 1 / 2               |
| <b>S814500</b>   | 120       | 1 / 1               |
| <b>S814520</b>   | 240       | 1 / 1               |
| <b>8143-00</b>   | 120       | 2 to 4 / 1 to 3     |
| <b>8143-20</b>   | 208 / 240 | 2 to 4 / 3 / 1 to 3 |

## DEFROST CONTROLS

### Drop-In

Replaces SUPCO S814520. 120V/240V.



| Order No.      | Desc.           |
|----------------|-----------------|
| <b>M814520</b> | Defrost control |

## ADJUSTABLE TIMERS



For use with defrost heaters, water heaters, indoor/outdoor lighting systems, motors and pumps. Features adjustable intervals, LED indicators, fast cycle button and timer reset connection. Includes (2) sets of contacts. Screws not included.

| Order No.       | Volts | Max. Motor Switching HP | Max. Switching Amps |
|-----------------|-------|-------------------------|---------------------|
| <b>EDT13</b>    | 120   | 1                       | 27                  |
| <b>EDT13-20</b> | 220   | 2                       | 25                  |



## THERMISTOR

### Sub Zero

Thermistor assembly used on Sub-zero® models.

| Order No.     | Replaces |
|---------------|----------|
| <b>TH4150</b> | 4204150  |



## COMPRESSOR TERMINAL REPAIR KITS

### Three Wire



For use on air conditioners and refrigeration units. Heat sensed brass construction. Contains brass cylindrical tube, stainless set screw, wrench and anti-arcing spacer.

| Order No.     | Gauge | For Unit Sz. Tons |
|---------------|-------|-------------------|
| <b>TLC38</b>  | 8     | 5+                |
| <b>TLC310</b> | 10    | 3 to 5            |
| <b>TLC312</b> | 12    | 1 to 3            |



## DEFROST TERMINATORS



For temperature control in refrigeration, defrost, ice maker, heat pump, air conditioning and dehumidifier applications. Sealed construction. Features 24" leads.

| Order No.   | Open Temp. °F | Close Temp. °F |
|-------------|---------------|----------------|
| <b>L45</b>  | 45            | 25             |
| <b>L50</b>  | 50            | 30             |
| <b>L55</b>  | 55            | 35             |
| <b>L60</b>  | 60            | 40             |
| <b>L70</b>  | 70            | 50             |
| <b>CL45</b> | 45            | 25             |
| <b>CL50</b> | 50            | 30             |
| <b>CL55</b> | 55            | 35             |
| <b>CL60</b> | 60            | 40             |

Electrolux & Frigidaire

GE & Hotpoint

Whirlpool & Maytag

Cooking & Gas Products

Dishwasher, Disposer & Water Heater

Laundry

Refrigeration

Fittings, Venting & Installation

Electrical

Plumbing

Property Maintenance

Motors

HVAC/R

Chemicals

Charging, Recovery & Welding

Test Equip., Tools & Service Acc.

# Defrost Thermostats



## DEFROST THERMOSTATS

### ML Series/SLT Series – Refrigerator

Features metal case with waterproof epoxy potting. SPST switching up to 1200W. 10A @ 120V, 5A @ 240V.  
**ML Series.** 24" leads.  
**SLT Series.** Features attached tube mounting clip.



ML Series



SLT Series

#### Defrost Thermostats

| Order No.         | Open °F | Close °F | Diff. °F |
|-------------------|---------|----------|----------|
| <b>ML Series</b>  |         |          |          |
| <b>ML37</b>       | 37      | 47       | 10       |
| <b>ML45</b>       | 45      | 25       | 20       |
| <b>ML50</b>       | 50      | 30       | 20       |
| <b>ML55</b>       | 55      | 35       | 20       |
| <b>ML60</b>       | 60      | 40       | 20       |
| <b>ML70</b>       | 70      | 50       | 20       |
| <b>ML80</b>       | 80      | 30       | 50       |
| <b>ML90</b>       | 90      | 35       | 55       |
| <b>SLT Series</b> |         |          |          |
| <b>SLT45</b>      | 22      | 45       | 23       |
| <b>SLT50</b>      | 10      | 50       | 40       |
| <b>SLT55</b>      | 25      | 55       | 30       |
| <b>SLT70</b>      | –       | 70       | –        |
| <b>SLT80</b>      | –       | 80       | –        |



SL243

SL245



SL247

SL249

#### Accessories

| Order No.    | Desc.                          |
|--------------|--------------------------------|
| <b>SL243</b> | Surface/flush mounting clip    |
| <b>SL245</b> | Push-in mounting clip          |
| <b>SL247</b> | 5/16" or 3/8" around tube clip |
| <b>SL249</b> | Side push or tube clip         |



## DEFROST THERMOSTATS

### ML Series

Meets all O.E.M. tolerance specifications. 10A @ 120 VAC; 5A @ 250 VAC. Includes 24" leads. cUL listed.



| Order No.    | Open Temp. °F | Close Temp. °F |
|--------------|---------------|----------------|
| <b>32745</b> | 45            | 25             |
| <b>32750</b> | 50            | 30             |
| <b>32755</b> | 55            | 35             |
| <b>32760</b> | 60            | 40             |
| <b>32770</b> | 70            | 50             |
| <b>32780</b> | 80            | 30             |
| <b>32790</b> | 90            | 35             |



# Defrost Thermostats



## DEFROST THERMOSTATS

### Refrigerator



| Order No.      | Mounting Clip  | Open °F | Close °F | Diff. °F |
|----------------|----------------|---------|----------|----------|
| <b>SL6792</b>  | Use old clip   | 75      | 25       | 50       |
| <b>SL2690</b>  | Around tube    | 47      | 22       | 25       |
| <b>SL2691</b>  | 3-clip kit     | 55      | 20       | 35       |
| <b>SL8366</b>  | Snap on        | 60      | 20       | 40       |
| <b>SL50122</b> | 3/8" tube      | 60      | 28       | 32       |
| <b>SL50129</b> | 3/8" tube      | 50      | 20       | 30       |
| <b>SL8513</b>  | Snap on        | 45      | 25       | 20       |
| <b>SL8510</b>  | Snap on        | 40      | 10       | 30       |
| <b>SL8515</b>  | Snap on        | 55      | 15       | 40       |
| <b>SL8519</b>  | Side tube clip | 80      | 31       | 49       |
| <b>SL8509</b>  | Snap on        | 40      | 15       | 25       |
| <b>SL8528</b>  | Snap on        | 47      | 15       | 32       |
| <b>SL2697</b>  | Side push on   | 70      | 12       | 58       |
| <b>SL3084</b>  | Use old clip   | 50      | 25       | 25       |
| <b>SL7490</b>  | 5/16" tube     | 48      | 18       | 30       |
| <b>SL7503</b>  | 5/16" tube     | 44      | 18       | 26       |

**Not all products are available at all branches.**

**Contact your local branch for availability.**

Electrolux & Frigidaire

GE & Hotpoint

Whirlpool & Maytag

Cooking & Gas Products

Dishwasher, Disposer & Water Heater

Laundry

Refrigeration

Fittings, Venting & Installation

Electrical

Plumbing

Property Maintenance

Motors

HVAC/R

Chemicals

Charging, Recovery & Welding

Test Equip., Tools & Service Acc.

# Mini Pressure Switches & Door Gaskets



## MINI PRESSURE SWITCHES



For use in direct tubing mounts. Low-pressure switches normally open; high-pressure switches normally closed (open on pressure rise). Contacts rated at 6A, 24 to 240V. Features auto reset and tamperproof design. Includes 18" leads and 1/4" female SAE mounting. cUL listed.

| Order No.            | Open PSI | Close PSI |
|----------------------|----------|-----------|
| <b>Low Pressure</b>  |          |           |
| <b>33329</b>         | 5        | 20        |
| <b>33330</b>         | 10       | 20        |
| <b>33362</b>         | 20       | 50        |
| <b>33363</b>         | 20       | 80        |
| <b>33364</b>         | 40       | 90        |
| <b>High Pressure</b> |          |           |
| <b>33353</b>         | 200      | 150       |
| <b>33354</b>         | 250      | 150       |
| <b>33355</b>         | 300      | 200       |
| <b>33356</b>         | 350      | 250       |
| <b>33357</b>         | 400      | 200       |
| <b>33358</b>         | 400      | 300       |
| <b>33359</b>         | 450      | 250       |



## DOOR GASKETS

### Two Piece Magnetic – Refrigerator



Features refrigeration grade virgin vinyl construction. White. 36" x 68" maximum door size. Includes corner kit and magnetic strip. FDA acceptable.

| Order No.     | Dim. In.                                   |
|---------------|--|
| <b>SU2204</b> | 39/64 H x 7/8 W (bottom) x 29/64 W (top)   |
| <b>SU2213</b> | 39/64 H x 29/32 W (bottom) x 29/64 W (top) |



## DOOR GASKETS

### Refrigerator



Features refrigeration grade virgin vinyl construction. White. FDA acceptable. **Nos. 1051 & 1160.** For use with curves of 6" or larger radius. **Nos. 5451 & 6662.** For use with curves of 2" or larger radius.

| Order No.           | Dim. In.                                 |
|---------------------|--|
| <b>50-Ft. Coil</b>  |  |
| <b>1051-50</b>      | 19/32 H x 25/32 W                        |
| <b>1160-50</b>      | 5/8 H x 11/16 W (bottom) x 5/8 W (top)   |
| <b>5451-50</b>      | 9/16 H x 7/8 W (bottom) x 23/32 W (top)  |
| <b>6662-50</b>      | 5/8 H x 15/16 W (bottom) x 23/32 W (top) |
| <b>100-Ft. Coil</b> |  |
| <b>1051-100</b>     | 19/32 H x 25/32 W                        |
| <b>1160-50</b>      | 5/8 H x 11/16 W (bottom) x 5/8 W (top)   |
| <b>5451-100</b>     | 9/16 H x 7/8 W (bottom) x 23/32 W (top)  |
| <b>6662-100</b>     | 5/8 H x 15/16 W (bottom) x 23/32 W (top) |

## DOOR GASKETS

### Four Piece Magnetic – Refrigerator



Features refrigeration grade virgin vinyl construction. White. Includes (4) L-shaped sections with factory welded corners and magnetic strip. FDA acceptable.

| Order No.     | Max. Door Size In. |
|---------------|--------------------|
| <b>SU2001</b> | 20 x 30            |
| <b>SU2003</b> | 32 x 55            |
| <b>SU2004</b> | 36 x 84            |
| <b>SU2301</b> | 20 x 30            |
| <b>SU2302</b> | 32 x 42            |
| <b>SU2303</b> | 32 x 55            |
| <b>SU2304</b> | 36 x 84            |
| <b>SGE424</b> | 19-3/4 x 60        |



## DOOR GASKETS

### Refrigerator



Features refrigeration-grade, virgin vinyl construction and V-profile design. White. FDA acceptable.

| Order No.    | Dim. In.    |
|--------------|-------------|
| <b>SWC26</b> | 27-3/4 x 44 |
| <b>SWC21</b> | 27-5/8 x 43 |

## DOOR GASKETS

### Refrigerator



SGE286, SGE287, SGE312, SGE318 & SGE319



SGE127

Features refrigeration-grade, virgin vinyl construction. FDA acceptable.

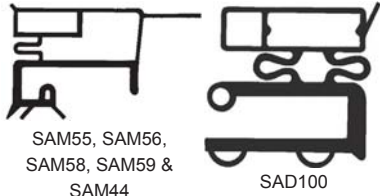
| Order No.       | Profile | Dim. In.            |
|-----------------|---------|---------------------|
| <b>Brown</b>    |         |                     |
| <b>SGE286</b>   | F       | 17-1/8 x 26-3/16    |
| <b>SGE287</b>   | E       | 26-7/16 x 36-3/4    |
| <b>SGE318</b>   | A       | 26-1/8 x 39-3/4     |
| <b>White</b>    |         |                     |
| <b>SGE127</b>   | E       | 26-1/4 x 36-1/2     |
| <b>SGE312</b>   | F       | 17-1/8 x 26-3/16    |
| <b>SGE319</b>   | A       | 26-1/4 x 39-3/4     |
| <b>SGE450</b>   | AJ      | 27-1/4 x 38-5/8     |
| <b>SGE485</b>   | AJ      | 26-1/8 x 37-15/16   |
| <b>SGE486</b>   | AJ      | 25-15/16 x 41       |
| <b>SGE517</b>   | U       | 67 x 67             |
| <b>SGE524</b>   | AJ      | 16-5/8 x 26-1/16    |
| <b>SGE10229</b> | -       | 41-3/4 x 26-3/4 x 4 |
| <b>SGE10236</b> | -       | 44-1/4 x 26-3/4 x 4 |

# Door Gaskets & Bins



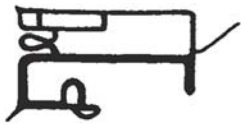
## DOOR GASKETS

Refrigerator



SAM55, SAM56,  
SAM58, SAM59 &  
SAM44

SAD100



SAD68, SAD70, SAD72

Features refrigeration-grade, virgin vinyl construction. White. FDA acceptable.

| Order No.     | Profile | Dim. In.        |
|---------------|---------|-----------------|
| <b>SAM55</b>  | AE      | 28-1/2 x 39-3/4 |
| <b>SAM56</b>  | AE      | 31-1/2 x 41-1/2 |
| <b>SAM58</b>  | AE      | 31-1/4 x 37-3/4 |
| <b>SAM59</b>  | AE      | 23-1/2 x 31-1/4 |
| <b>SAD100</b> | C       | 19-1/8 x 29-7/8 |
| <b>SAD68</b>  | AA      | 28-1/4 x 36-5/8 |
| <b>SAD70</b>  | AA      | 28-1/4 x 39-1/8 |
| <b>SAD72</b>  | AA      | 30-3/4 x 39-1/8 |
| <b>SAM44</b>  | AE      | 30-3/4 x 39-1/4 |

## DOOR GASKETS

Refrigerator



SCS115

SCS44, SCS75,  
SCS71, SCS98,  
SCS99, SCS112,  
SCS42, SCS46 &  
SCS102

Features refrigeration-grade, virgin vinyl construction. White. FDA acceptable.

| Order No.     | Profile | Dim. In.          |
|---------------|---------|-------------------|
| <b>SCS115</b> | AK      | 27 x 42-1/2       |
| <b>SCS44</b>  | F       | 19-1/8 x 59-1/32  |
| <b>SCS75</b>  | F       | 30-1/4 x 42-3/8   |
| <b>SCS71</b>  | F       | 27-7/16 x 42-5/8  |
| <b>SCS98</b>  | F       | 23-1/8 x 42-1/8   |
| <b>SCS99</b>  | F       | 28 x 40-1/8       |
| <b>SCS112</b> | F       | 27-1/16 x 39-7/8  |
| <b>SCS42</b>  | F       | 31-13/32 x 39-1/8 |
| <b>SCS46</b>  | F       | 28-13/32 x 39-1/8 |
| <b>SCS102</b> | F       | 16-1/2 x 26-3/4   |



## DOOR GASKETS

Sub Zero



Direct replacement door gasket made from refrigeration grade 100% virgin vinyl.

| Order No.     | Replaces |
|---------------|----------|
| <b>SZO592</b> | 7010592  |
| <b>SZO573</b> | 7010573  |
| <b>SZO574</b> | 7040574  |
| <b>SZO575</b> | 7010575  |
| <b>SZO578</b> | 7010578  |
| <b>SZO583</b> | 7010583  |
| <b>SZO584</b> | 7010584  |
| <b>SZO609</b> | 7010609  |



## REFRIGERATOR BINS



BIN3002



BIN3001



BIN7172

| Order No.      |
|----------------|
| <b>BIN3002</b> |
| <b>BIN3001</b> |
| <b>BIN7172</b> |



## DOOR BINS



Order No.

Dim. In.  
L x W x H

**BIN1601**

5.25 x 10.625 x 4.375

## REFRIGERATOR BINS



Order No.

Dim. In.  
L x W x H

**BIN6402**

7.25 x 15.5 x 5

## REFRIGERATOR BINS



Order No.

Dim. In.  
L x W x H

**BIN6401**

7.25 x 15.5 x 5

## REFRIGERATOR BINS



Order No.

Dim. In.  
L x W x H

**BIN1304**

7.25 x 16.5 x 3.5

Electrolux & Frigidaire

GE & Hotpoint

Whirlpool & Maytag

Cooking & Gas Products

Dishwasher, Disposer & Water Heater

Laundry

Refrigeration

Fittings, Venting & Installation

Electrical

Plumbing

Property Maintenance

Motors

HVAC/R

Chemicals

Charging, Recovery & Welding

Test Equip., Tools & Service Acc.

# Relay/Overloads, Utility & Fan Motors



## RELAY & OVERLOAD KITS

### Sub-Zero



Order No.

Replaces

**SZ4387766**

4387766

## SOLID STATE RELAYS



IC100

IC102

Replaces current and solid state relays from 1/20 to 1/3 HP. Can be used in any position. 120V.

**No. IC102.** Can be used with or without run capacitor.

Order

No.

Terminals

**IC100**

2

**IC102**

3



## RELAY/OVERLOADS

### Pre-Wired

For use in capacitor or non-capacitor applications. Features built-in mounting clip; mountable in any position. 120V. 50/60 Hz.



Order No.

HP

**MA-IC13**

1/4 & 1/3

**MA-IC15**

1/8, 1/6 & 1/5



## UTILITY MOTORS



For use in refrigerators, freezers, vent hoods, exhaust or condenser fans, and ventilators. CW/CCW rotation. Shaft measures 1-1/4" L x 3/16" dia. 120V, 60Hz. Includes fan blade, mounting bracket, hub adapters, and 1/4" and 5/16" shaft adapters. UL recognized.

Order

No.

RPM

Amps

**ERM670**

3000

0.55



## EVAPORATOR FAN MOTORS

### LG



Order

No.

Replaces

**SM1027C**

4681JB1027C

**SM1027N**

4681JB1027N

## EVAPORATOR FAN MOTORS

### Samsung



Order

No.

Volts

Replaces

**SM0020E**

12VDC

DA31-00020E

**SM0146B**

12VDC

DA31-00146B

**SM0146E**

12VAC

DA31-00146E



## FAN MOTORS

### Sub Zero



Exact Replacement Condenser Fan Motors are designed to meet or exceed OEM specifications for superb performance and reliability.

Order

No.

Description

**SM0740**

Direct Replacement Fan Motor

## CONDENSER FAN MOTORS

### LG



Order

No.

Volts

Replaces

**SM1026H**

120VAC

4680JB1026H

## CONDENSER FAN MOTORS

### Samsung



Order

No.

Volts

Replaces

**SM0103A**

120V

DA31-00103A



# Nipples & Black Malleable Fittings



## DIELECTRIC NIPPLES

Water Heater



Features Teflon™ lining. Galvanized.

| Order No. | Conn. In. IPS | Lgth. In. |
|-----------|---------------|-----------|
| 60095     | 3/4           | 3         |

## HEAT TRAP NIPPLES

Water Heater



Ball style. Galvanized. Pair (hot and cold).

| Order No. | Conn. In. IPS | Lgth. In. |
|-----------|---------------|-----------|
| 60098     | 3/4           | 3         |

## COMPRESSION COUPLINGS

Short Pattern



Brass construction. Measures 3" L. 125 PSI rating.

| Order No. | Conn. In. IPS x Copper |
|-----------|------------------------|
| 20521     | 3/8 x 1/2              |
| 20523     | 1/2 x 3/4              |
| 20525     | 3/4 x 1                |
| 20527     | 1 x 1-1/4              |

## NIPPLES

Red Brass



| Order No.       | Lgth. In. |
|-----------------|-----------|
| <b>3/8" MIP</b> |           |
| 78661           | 1         |
| 78665           | 2         |
| <b>1/2" MIP</b> |           |
| 78691           | 1-1/8     |
| 78693           | 1-1/2     |
| 78695           | 2         |
| 78699           | 3         |
| <b>3/4" MIP</b> |           |
| 78725           | 2         |
| 78729           | 3         |
| 78741           | 6         |

## ELBOWS

90° - Black Malleable



Elbow

Street Elbow

300 PSI rating.

| Order No.            | Conn. In.     |
|----------------------|---------------|
| <b>Elbows</b>        |               |
| 78231                | 3/8 x 3/8     |
| 78232                | 1/2 x 1/2     |
| 78233                | 3/4 x 3/4     |
| 78234                | 1 x 1         |
| 78235                | 1-1/4 x 1-1/4 |
| 78236                | 1-1/2 x 1-1/2 |
| 78237                | 2 x 2         |
| 78238                | 3/4 x 1/2     |
| 78239                | 1 x 1/2       |
| 78240                | 1 x 3/4       |
| <b>Street Elbows</b> |               |
| 78241                | 3/8 x 3/8     |
| 78242                | 1/2 x 1/2     |
| 78243                | 3/4 x 3/4     |
| 78244                | 1 x 1         |
| 78245                | 1-1/4 x 1-1/4 |
| 78246                | 1-1/2 x 1-1/2 |
| 78247                | 2 x 2         |

## ELBOWS

45° - Black Malleable



300 PSI rating.

| Order No. | Conn. In. |
|-----------|-----------|
| 78248     | 1/2 x 1/2 |
| 78249     | 3/4 x 3/4 |
| 78250     | 1 x 1     |

## TEES

Black Malleable



300 PSI rating.

| Order No. | Conn. In.             |
|-----------|-----------------------|
| 78251     | 3/8 x 3/8 x 3/8       |
| 78252     | 1/2 x 1/2 x 1/2       |
| 78253     | 3/4 x 3/4 x 3/4       |
| 78254     | 1 x 1 x 1             |
| 78255     | 1-1/4 x 1-1/4 x 1-1/4 |
| 78256     | 1-1/2 x 1-1/2 x 1-1/2 |
| 78257     | 2 x 2 x 2             |
| 78258     | 3/4 x 3/4 x 1/2       |
| 78259     | 1 x 1 x 1/2           |
| 78260     | 1 x 1 x 3/4           |

## CAPS

Black Malleable



300 PSI rating.

| Order No. | Conn. In. |
|-----------|-----------|
| 78261     | 1/2       |
| 78262     | 3/4       |
| 78263     | 1         |
| 78264     | 1-1/4     |
| 78265     | 1-1/2     |
| 78266     | 2         |

Electrolux & Frigidaire

GE & Hotpoint

Whirlpool & Maytag

Cooking & Gas Products

Dishwasher, Disposer & Water Heater

Laundry

Refrigeration

Fittings, Venting & Installation

Electrical

Plumbing

Property Maintenance

Motors

HVAC/R

Chemicals

Charging, Recovery & Welding

Test Equip., Tools & Service Acc.



# Black Malleable Fittings



## BANDED COUPLINGS

Black Malleable



300 PSI rating.

| Order No. | Conn. In.     |
|-----------|---------------|
| 78267     | 3/8 x 3/8     |
| 78268     | 1/2 x 1/2     |
| 78270     | 3/4 x 3/4     |
| 78271     | 1 x 1         |
| 78272     | 1-1/4 x 1-1/4 |
| 78273     | 1-1/2 x 1-1/2 |
| 78274     | 2 x 2         |

## BELL REDUCERS

Black Malleable



300 PSI rating.

| Order No. | Conn. In.   |
|-----------|-------------|
| 78275     | 1/2 x 3/8   |
| 78276     | 3/4 x 1/2   |
| 78277     | 1 x 1/2     |
| 78278     | 1 x 3/4     |
| 78279     | 1-1/4 x 3/4 |
| 78280     | 1-1/4 x 1   |
| 78281     | 1-1/2 x 1/4 |

## BUSHINGS

Black Malleable



300 PSI rating.

| Order No. | Conn. In.   |
|-----------|-------------|
| 78282     | 1/2 x 3/8   |
| 78283     | 3/4 x 1/2   |
| 78284     | 1 x 1/2     |
| 78285     | 1 x 3/4     |
| 78286     | 1-1/4 x 3/4 |
| 78287     | 1-1/4 x 1   |
| 78288     | 1-1/2 x 3/4 |
| 78289     | 1-1/2 x 1   |
| 78290     | 2 x 1-1/4   |
| 78291     | 2 x 1-1/2   |

## PLUGS

Black Malleable



300 PSI rating.

| Order No. | Conn. In. |
|-----------|-----------|
| 78292     | 3/8       |
| 78293     | 1/2       |
| 78294     | 3/4       |
| 78295     | 1         |
| 78296     | 1-1/4     |
| 78297     | 1-1/2     |
| 78298     | 2         |

## NIPPLES

Black Malleable



300 PSI rating.

| Order No. | Lgth. In. |
|-----------|-----------|
|           | 3/8"      |
| 78306     | Close     |
| 78307     | 1-1/2     |
| 78308     | 2         |
| 78309     | 3         |
| 78310     | 4         |
| 78311     | 4-1/2     |
| 78312     | 5         |
| 78313     | 6         |
| 78314     | 8         |
| 78315     | 12        |
|           | 1/2"      |
| 78316     | Close     |
| 78317     | 1-1/2     |
| 78318     | 2         |
| 78319     | 2-1/2     |
| 78320     | 3         |
| 78321     | 3-1/2     |
| 78322     | 4         |
| 78323     | 4-1/2     |
| 78324     | 5         |
| 78325     | 5-1/2     |
| 78326     | 6         |
| 78328     | 8         |
| 78329     | 9         |
| 78330     | 10        |
| 78331     | 12        |
|           | 3/4"      |
| 78332     | Close     |
| 78333     | 1-1/2     |
| 78334     | 2         |
| 78335     | 2-1/2     |
| 78336     | 3         |
| 78337     | 3-1/2     |
| 78338     | 4         |
| 78339     | 4-1/2     |
| 78340     | 5         |
| 78341     | 5-1/2     |
| 78342     | 6         |
| 78343     | 8         |
| 78344     | 9         |
| 78345     | 10        |
| 78346     | 12        |
|           | 1"        |
| 78347     | Close     |
| 78348     | 2         |

Order No.

Lgth. In.

|       |        |
|-------|--------|
| 78349 | 2-1/2  |
| 78350 | 3      |
| 78351 | 3-1/2  |
| 78352 | 4      |
| 78353 | 4-1/2  |
| 78354 | 5      |
| 78355 | 5-1/2  |
| 78356 | 6      |
| 78357 | 8      |
| 78358 | 10     |
| 78359 | 12     |
|       | 1-1/4" |
| 78360 | Close  |
| 78361 | 2      |
| 78362 | 3      |
| 78363 | 4      |
| 78364 | 5      |
| 78365 | 6      |
| 78366 | 8      |
| 78367 | 10     |
| 78368 | 12     |
|       | 1-1/2" |
| 78369 | Close  |
| 78370 | 2      |
| 78371 | 3      |
| 78372 | 4      |
| 78373 | 5      |
| 78374 | 6      |
|       | 2"     |
| 78375 | Close  |
| 78376 | 2-1/2  |
| 78377 | 3      |
| 78378 | 4      |
| 78379 | 5      |
| 78380 | 6      |
| 78381 | 8      |
| 78382 | 12     |

## UNIONS

Black Malleable




300 PSI rating.

| Order No. | Conn. In. |
|-----------|-----------|
| 78299     | 3/8       |
| 78300     | 1/2       |
| 78301     | 3/4       |
| 78302     | 1         |
| 78303     | 1-1/4     |
| 78304     | 1-1/2     |
| 78305     | 2         |

# Nipple Assortments & Copper Fittings



## NIPPLE TRAYS



High impact plastic construction. Crushproof. Withstands harsh chemicals, acids and oils. Made of high impact plastic.

| Order No. | For Nipple Size In. |
|-----------|---------------------|
| MA-T1005  | 1/2                 |
| MA-T1007  | 3/4                 |
| MA-T1010  | 1                   |
| MA-T1057  | 1/2 & 3/4           |

## NIPPLE ASSORTMENTS

### Black Nipple



Conforms to commercial standard CS-5-65 of the National Bureau of Standards. 4/carton.

| Order No.   | Desc.     |
|---|-----------|
| 6 each of Close, 1-1/2", 2", 2-1/2" 3", 3-1/2", 4", 4-1/2", 5", 5-1/2" & 6" |           |
| MA-1266T  | 1/2" tray |
| MA-3466T  | 3/4" tray |
| 6 each of Close, 2", 2-1/2" 3", 3-1/2", 4", 4-1/2", 5", 5-1/2" & 6"         |           |
| MA-0160T  | 1" tray   |

**Phone or FAX  
your order today!!**



## COUPLINGS

### Copper



Complies with low lead plumbing law.

| Order No.    | With Stop | Conn. In. |
|--------------|-----------|-----------|
| 85800        |           | 1/4       |
| 85801        |           | 3/8 x 1/4 |
| 85802        |           | 3/8       |
| 85803        |           | 1/2 x 1/4 |
| 85804        |           | 1/2 x 3/8 |
| 85805        |           | 1/2       |
| 85806        |           | 5/8 x 1/2 |
| 85807        |           | 5/8       |
| 85808        |           | 3/4 x 1/2 |
| 85809        |           | 3/4 x 5/8 |
| 85810        |           | 3/4       |
| 85811        |           | 1 x 3/4   |
| 85812        |           | 1 x 1     |
| 85813        |           | 1-1/4     |
| 85814        |           | 1-1/4 x 1 |
| 85815        |           | 1-1/2     |
| 85816        |           | 2         |
| Without Stop |           |           |
| 85817        |           | 1/2       |
| 85818        |           | 3/4       |
| 85819        |           | 1         |

## DRAIN COUPLINGS

### Copper



Cast. Complies with low lead plumbing law.

| Order No. | Conn. In. |
|-----------|-----------|
| 85820     | 1/2       |
| 85821     | 3/4       |



## ELBOWS

### 90° - Copper



Complies with low lead plumbing law.

| Order No.                 | Conn. In. |
|---------------------------|-----------|
| Elbows                    |           |
| 85822                     | 1/4       |
| 85823                     | 3/8       |
| 85824                     | 1/2       |
| 85825                     | 3/4 x 1/2 |
| 85826                     | 3/4       |
| 85828                     | 1         |
| 85829                     | 1-1/4     |
| 85830                     | 1-1/2     |
| 85831                     | 2         |
| 85949                     | 3         |
| Long Radius Elbows        |           |
| 85952                     | 1/4 x 3/8 |
| 85953                     | 3/8 x 1/2 |
| 85854                     | 1/2 x 5/8 |
| 85955                     | 5/8 x 3/4 |
| 85956                     | 3/4 x 7/8 |
| 85957                     | 1 x 1-1/8 |
| Street Elbows             |           |
| 85832                     | 3/8       |
| 85833                     | 1/2       |
| 85834                     | 3/4       |
| 85835                     | 1         |
| 85836                     | 1-1/4     |
| 85837                     | 1-1/2     |
| 85838                     | 2         |
| Long Radius Street Elbows |           |
| 85958                     | 1/4 x 3/8 |
| 85959                     | 3/8 x 1/2 |
| 85960                     | 1/2 x 5/8 |
| 85961                     | 5/8 x 3/4 |
| 85962                     | 3/4 x 7/8 |
| 85963                     | 1 x 1-1/8 |

Electrolux & Frigidaire

GE & Hotpoint

Whirlpool & Maytag

Cooking & Gas Products

Dishwasher, Disposer & Water Heater

Laundry

Refrigeration

Fittings, Venting & Installation

Electrical

Plumbing

Property Maintenance

Motors

HVAC/R

Chemicals

Charging, Recovery & Welding

Test Equip., Tools & Service Acc.

# Copper Fittings



## ELBOWS

90° – Copper



Male

Female

Complies with low lead plumbing law.

| Order No.               | Conn. In. |
|-------------------------|-----------|
| <b>Male – C x MIP</b>   |           |
| 85839                   | 1/2       |
| 85840                   | 3/4       |
| 85841                   | 1         |
| <b>Female – C x FIP</b> |           |
| 85842                   | 1/2       |
| 85843                   | 3/4       |
| 85844                   | 1         |

## ELBOWS

45° – Copper



Complies with low lead plumbing law.

| Order No.            | Conn. In. |
|----------------------|-----------|
| <b>Elbows</b>        |           |
| 85845                | 1/4       |
| 85846                | 3/8       |
| 85847                | 1/2       |
| 85848                | 5/8       |
| 85849                | 3/4       |
| 85850                | 1         |
| 85851                | 1-1/4     |
| 85852                | 1-1/2     |
| 85853                | 2         |
| 85948                | 3         |
| <b>Street Elbows</b> |           |
| 85884                | 1/2       |
| 85885                | 3/4       |
| 85886                | 1         |
| 85887                | 1-1/4     |

## TEES

Copper



Complies with low lead plumbing law.

| Order No. | Conn. In.             |
|-----------|-----------------------|
| 85854     | 1/4 x 1/4 x 1/4       |
| 85855     | 3/8 x 3/8 x 3/8       |
| 85856     | 1/2 x 1/2 x 1/2       |
| 85857     | 1/2 x 1/2 x 3/4       |
| 85858     | 3/4 x 1/2 x 1/2       |
| 85859     | 3/4 x 3/4 x 1/2       |
| 85946     | 3/4 x 1/2 x 3/4       |
| 85860     | 3/4 x 3/4 x 3/4       |
| 85862     | 1 x 1 x 1/2           |
| 85863     | 1 x 1/2 x 1           |
| 85864     | 1 x 3/4 x 3/4         |
| 85865     | 1 x 3/4 x 1           |
| 85866     | 1 x 1 x 3/4           |
| 85867     | 1 x 1 x 1             |
| 85868     | 1-1/4 x 1 x 1         |
| 85869     | 1-1/4 x 1-1/4 x 3/4   |
| 85870     | 1-1/4 x 1-1/4 x 1     |
| 85871     | 1-1/4 x 1-1/4 x 1-1/4 |
| 85872     | 1-1/2 x 1-1/2 x 1-1/2 |
| 85873     | 1-1/2 x 1-1/2 x 1-1/4 |
| 85874     | 2 x 2 x 2             |
| 85875     | 2 x 2 x 1-1/2         |

## TEES

Female – Copper



Complies with low lead plumbing law.

| Order No. | Conn. In. C x FIP |
|-----------|-------------------|
| 85876     | 1/2 x 1/2 x 1/2   |
| 85877     | 3/4 x 3/4 x 1/2   |
| 85878     | 3/4 x 3/4 x 3/4   |

## DROP EAR FITTINGS

Copper



85879

85880

Complies with low lead plumbing law.

| Order No. | Desc. | Conn. In.       |
|-----------|-------|-----------------|
| 85879     | Elbow | 1/2             |
| 85880     | Tee   | 1/2 x 1/2 x 1/2 |

## BASEBOARD TEES

Copper



Complies with low lead plumbing law.

| Order No. | Conn. In.       |
|-----------|-----------------|
| 85881     | 3/4 x 1/8 x 3/4 |

## BRASS TEES

Copper



Complies with low lead plumbing law.

| Order No. | Conn. In. FIP x FIP x C |
|-----------|-------------------------|
| 85882     | 3/4 x 1/2 x 3/4         |

## FLUSH BUSHINGS

Copper



Complies with low lead plumbing law.

| Order No. | Conn. In. |
|-----------|-----------|
| 85888     | 1/2 x 1/4 |
| 85889     | 1/2 x 3/8 |
| 85890     | 3/4 x 1/2 |
| 85891     | 1 x 3/4   |

# Copper Fittings & Tubing



## REDUCERS

Copper



Complies with low lead plumbing law.

| Order No. | Conn. In.<br>Ftg. x C |
|-----------|-----------------------|
| 85892     | 1/2 x 1/4             |
| 85893     | 1/2 x 3/8             |
| 85894     | 5/8 x 1/2             |
| 85895     | 3/4 x 1/2             |
| 85896     | 3/4 x 5/8             |
| 85897     | 1 x 1/2               |
| 85898     | 1 x 3/4               |
| 85899     | 1-1/4 x 3/4           |
| 85900     | 1-1/4 x 1             |
| 85901     | 1-1/2 x 3/4           |
| 85902     | 1-1/2 x 1             |
| 85903     | 1-1/2 x 1-1/4         |
| 85904     | 2 x 3/4               |
| 85905     | 2 x 1                 |
| 85906     | 2 x 1-1/4             |
| 85907     | 2 x 1-1/2             |

## ADAPTERS

Copper



Male



Female

Complies with low lead plumbing law.

| Order No.             | Conn. In. |
|-----------------------|-----------|
| <b>Male – C x MIP</b> |           |
| 85912                 | 3/8 x 1/2 |
| 85913                 | 1/2 x 3/8 |
| 85914                 | 1/2 x 1/2 |
| 85915                 | 1/2 x 3/4 |
| 85916                 | 5/8 x 3/4 |
| 85917                 | 3/4 x 1/2 |
| 85918                 | 3/4 x 3/4 |
| 85919                 | 3/4 x 1   |

| Order No. | Conn. In.     |
|-----------|---------------|
| 85920     | 1 x 3/4       |
| 85921     | 1 x 1         |
| 85922     | 1-1/4 x 1-1/4 |
| 85923     | 1-1/2 x 1-1/2 |
| 85924     | 2 x 2         |

### Female – C x FIP

|       |               |
|-------|---------------|
| 85925 | 1/2 x 3/8     |
| 85926 | 1/2 x 1/4     |
| 85927 | 1/2 x 1/2     |
| 85928 | 1/2 x 3/4     |
| 85929 | 3/4 x 1/2     |
| 85930 | 3/4 x 3/4     |
| 85931 | 1 x 3/4       |
| 85932 | 1 x 1         |
| 85933 | 1-1/4 x 1-1/4 |
| 85934 | 1-1/2 x 1-1/2 |
| 85935 | 2 x 2         |

## UNIONS

Copper




Complies with low lead plumbing law.

| Order No. | Conn. In.<br>C x C |
|-----------|--------------------|
| 85936     | 1/2 x 1/2          |
| 85937     | 3/4 x 3/4          |
| 85938     | 1 x 1              |

## CAPS

Copper



Complies with low lead plumbing law.

| Order No. | Conn. In. |
|-----------|-----------|
| 85939     | 3/8       |
| 85940     | 1/2       |
| 85941     | 3/4       |
| 85942     | 1         |
| 85943     | 1-1/4     |
| 85944     | 1-1/2     |
| 85945     | 2         |
| 85951     | 3         |

## COPPER TUBING

Soft



Complies with low lead plumbing law.

| Order No.                   | Dia. In. |
|-----------------------------|----------|
| <b>Type L – 60-Ft. Coil</b> |          |
| 80130                       | 1/4      |
| 80131                       | 3/8      |
| 80132                       | 1/2      |
| 80133                       | 3/4      |
| 80134                       | 1        |
| <b>Type R – 50-Ft. Coil</b> |          |
| 80170                       | 3/8      |
| 80171                       | 1/2      |
| 80172                       | 5/8      |
| 80173                       | 3/4      |
| 80174                       | 7/8      |

## VALVES

Straight – Push-Fit



OD x MIP



OD x OD

For use with copper, CPVC and PEX tubing; attaches without tools. Lead-free, non-toxic. NSF approved. Complies with low lead plumbing law.

| Order No.       | Conn. In. |
|-----------------|-----------|
| <b>OD x MIP</b> |           |
| 84038           | 1/4 x 1/4 |
| 84039           | 3/8 x 3/8 |
| <b>OD x OD</b>  |           |
| 84040           | 1/4 x 1/4 |
| 84041           | 3/8 x 3/8 |

Electrolux & Frigidaire

GE & Hotpoint

Whirlpool & Maytag

Cooking & Gas Products

Dishwasher, Disposer & Water Heater

Laundry

Refrigeration

Fittings, Venting & Installation

Electrical

Plumbing

Property Maintenance

Motors

HVAC/R

Chemicals

Charging, Recovery & Welding

Test Equip., Tools & Service Acc.

# Push-Fit Fittings



## ELBOWS

### Push-Fit



For use with copper, CPVC and PEX tubing; attaches without tools. Lead-free, non-toxic. NSF approved. Complies with low lead plumbing law.

| Order No. | Conn. In. OD |
|-----------|--------------|
| 84055     | 1/4          |
| 84056     | 3/8          |
| 84057     | 1/2          |

## TEES

### Push-Fit



For use with copper, CPVC and PEX tubing; attaches without tools. Lead-free, non-toxic. NSF approved. Complies with low lead plumbing law.

| Order No. | Conn. In. OD |
|-----------|--------------|
| 84052     | 1/4          |
| 84053     | 3/8          |
| 84054     | 1/2          |

## UNIONS

### Push-Fit



For use with copper, CPVC and PEX tubing; attaches without tools. Lead-free, non-toxic. NSF approved. Complies with low lead plumbing law.

| Order No. | Conn. In. OD x OD |
|-----------|-------------------|
| 84042     | 1/4 x 1/4         |
| 84049     | 3/8 x 1/4         |
| 84050     | 3/8 x 3/8         |
| 84051     | 1/2 x 1/2         |

## ADAPTERS

### Male – Push-Fit



For use with copper, CPVC and PEX tubing; attaches without tools. Lead-free, non-toxic. NSF approved. Complies with low lead plumbing law.

| Order No. | Conn. In. OD x MIP |
|-----------|--------------------|
| 84058     | 1/4 x 1/8          |
| 84059     | 1/4 x 1/4          |
| 84060     | 1/4 x 3/8          |
| 84061     | 1/4 x 1/2          |
| 84062     | 3/8 x 1/8          |
| 84089     | 3/8 x 1/4          |
| 84090     | 3/8 x 3/8          |
| 84091     | 3/8 x 1/2          |
| 84092     | 1/2 x 3/8          |
| 84093     | 1/2 x 1/2          |

## ELBOWS

### Male – Push-Fit



For use with copper, CPVC and PEX tubing; attaches without tools. Lead-free, non-toxic. NSF approved. Complies with low lead plumbing law.

| Order No. | Conn. In. OD x MIP |
|-----------|--------------------|
| 84094     | 1/4 x 1/8          |
| 84095     | 1/4 x 1/4          |
| 84096     | 1/4 x 3/8          |
| 84099     | 1/2 x 3/8          |
| 84100     | 1/2 x 1/2          |
| OD x OD   |                    |
| 84097     | 3/8 x 1/4          |
| 84098     | 3/8 x 3/8          |

## STEM-TO-TUBE ADAPTERS

### Straight – Push-Fit



For use with copper, CPVC and PEX tubing; attaches without tools. Lead-free, non-toxic. ASTM, ANSI and NSF approved. Complies with low lead plumbing law.

| Order No. | Conn. In. OD x OD |
|-----------|-------------------|
| 84035     | 1/2 x 5/8         |
| 84036     | 7/8 x 5/8         |

## SWIVEL ELBOWS

### Female – Push-Fit



For use with copper, CPVC and PEX tubing; attaches without tools. Lead-free, non-toxic. ASTM, ANSI and NSF approved. Complies with low lead plumbing law.

| Order No. | Conn. In. OD x FIP |
|-----------|--------------------|
| 84034     | 5/8 x 1/2          |

## ELBOWS

### Drop Ear – Push-Fit



For use with copper, CPVC and PEX tubing; attaches without tools. Lead-free, non-toxic. ASTM, ANSI and NSF approved. Complies with low lead plumbing law.

| Order No. | Conn. In. OD x FIP |
|-----------|--------------------|
| 84033     | 5/8 x 1/2          |

## ELBOWS

### Tube to Male Pipe – Push-Fit



For use with copper, CPVC and PEX tubing; attaches without tools. Lead-free, non-toxic. ASTM, ANSI and NSF approved. Complies with low lead plumbing law.

| Order No. | Conn. In. OD x MIP |
|-----------|--------------------|
| 84032     | 5/8 x 1/2          |

## CONNECTORS

### Male – Push-Fit



For use with copper, CPVC and PEX tubing; attaches without tools. Lead-free, non-toxic. ASTM, ANSI and NSF approved. Complies with low lead plumbing law.

| Order No. | Conn. In. OD x MIP |
|-----------|--------------------|
| 84029     | 1/2 x 1/2          |
| 84030     | 5/8 x 1/2          |
| 84031     | 7/8 x 3/4          |



# Push-Fit Fittings



## PIPE COUPLINGS

### Female – Push-Fit



For use with copper, CPVC and PEX tubing; attaches without tools. Lead-free, non-toxic. ASTM, ANSI and NSF approved. Complies with low lead plumbing law.

| Order No. | Conn. In. OD x OD |
|-----------|-------------------|
| 84027     | 1/2 x 5/8         |
| 84028     | 7/8 x 5/8         |

## ELBOWS

### Push-Fit



For use with copper, CPVC and PEX tubing; attaches without tools. Lead-free, non-toxic. ASTM, ANSI and NSF approved. Complies with low lead plumbing law.

| Order No. | Conn. In. OD x OD |
|-----------|-------------------|
| 84022     | 1/2 x 1/2         |
| 84023     | 5/8 x 5/8         |
| 84024     | 7/8 x 5/8         |
| 84026     | 7/8 x 7/8         |

## VALVES

### Angle – Push-Fit



For use with copper, CPVC and PEX tubing; attaches without tools. Lead-free, non-toxic. ASTM, ANSI and NSF approved. Complies with low lead plumbing law.

| Order No. | Conn. In. OD x OD |
|-----------|-------------------|
| 84002     | 3/8 x 5/8         |
| 84003     | 1/2 x 5/8         |

## VALVES

### Straight – Push-Fit



OD x OD

For use with copper, CPVC and PEX tubing; attaches without tools. Lead-free, non-toxic. ASTM, ANSI and NSF approved. Complies with low lead plumbing law.



OD x FIP

| Order No. | Conn. In. |
|-----------|-----------|
| OD x OD   |           |
| 84004     | 1/4 x 5/8 |
| 84005     | 1/2 x 5/8 |
| 84006     | 5/8 x 5/8 |
| 84007     | 7/8 x 7/8 |
| OD x FIP  |           |
| 84008     | 3/8 x 1/2 |

## END CAPS

### Push-Fit



For use with copper, CPVC and PEX tubing; attaches without tools. Lead-free, non-toxic. ASTM, ANSI and NSF approved. Complies with low lead plumbing law.

| Order No. | Conn. In. OD |
|-----------|--------------|
| 84009     | 5/8          |
| 84010     | 7/8          |

## TEES

### Push-Fit



84017



84016

For use with copper, CPVC and PEX tubing; attaches without tools. Lead-free, non-toxic. ASTM, ANSI and NSF approved. Complies with low lead plumbing law. No. 84016. Tube to run stem tee.

| Order No. | Conn. In. OD    |
|-----------|-----------------|
| 84017     | 1/2 x 1/2 x 1/2 |
| 84018     | 5/8 x 5/8 x 5/8 |
| 84019     | 7/8 x 5/8 x 5/8 |
| 84020     | 7/8 x 7/8 x 5/8 |
| 84021     | 7/8 x 7/8 x 7/8 |
| 84016     | 5/8 x 5/8 x 5/8 |

## ADAPTERS

### Stem Elbow to Tube – Push-Fit



For use with copper, CPVC and PEX tubing; attaches without tools. Lead-free, non-toxic. NSF approved. Complies with low lead plumbing law.

| Order No. | Conn. In. OD |
|-----------|--------------|
| 84037     | 5/8          |

## UNIONS

### Tube – Push-Fit



For use with copper, CPVC and PEX tubing; attaches without tools. Lead-free, non-toxic. ASTM, ANSI and NSF approved. Complies with low lead plumbing law.

| Order No. | Conn. In. OD |
|-----------|--------------|
| 84011     | 1/2 x 1/2    |
| 84012     | 5/8 x 1/2    |
| 84013     | 5/8 x 5/8    |
| 84014     | 7/8 x 5/8    |
| 84015     | 7/8 x 7/8    |

## UNIONS

### Compression



65335 & 65339



65361

Brass construction.

| Order No. | Conn. In. OD |
|-----------|--------------|
| 65335     | 1/4 x 1/4    |
| 65339     | 3/8 x 3/8    |
| 65361*    | 3/8 x 1/4    |

\* Reducing.

Electrolux & Frigidaire

GE & Hotpoint

Whirlpool & Maytag

Cooking & Gas Products

Dishwasher, Disposer & Water Heater

Laundry

Refrigeration

Fittings, Venting & Installation

Electrical

Plumbing

Property Maintenance

Motors

HVAC/R

Chemicals

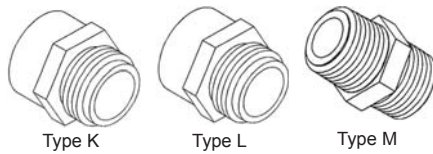
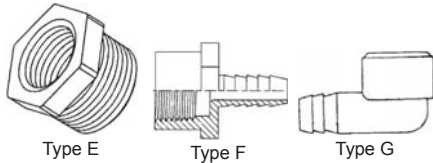
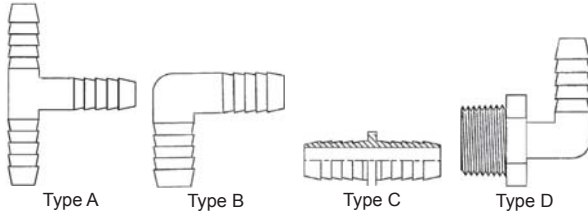
Charging, Recovery & Welding

Test Equip., Tools & Service Acc.

# Nylon Fittings & Couplings



## NYLON FITTINGS



| Order No. | Desc.                       | Type | Pkg. Qty. |
|-----------|-----------------------------|------|-----------|
| MA-22157  | Tee 1/4" barb               | A    | 5         |
| MA-22159  | Tee 3/8" barb               | A    | 5         |
| MA-22160  | Tee 1/2" barb               | A    | 4         |
| MA-22161  | Tee 5/8" barb               | A    | 4         |
| MA-22286  | Tee 3/4" barb               | A    | 4         |
| MA-22151  | Elbow 1/4" barb             | B    | 5         |
| MA-22152  | Elbow 3/8" barb             | B    | 5         |
| MA-22153  | Elbow 1/2" barb             | B    | 4         |
| MA-22154  | Elbow 5/8" barb             | B    | 4         |
| MA-22192  | Elbow 3/4" barb             | B    | 3         |
| MA-22031  | Connector 1/4" barb         | C    | 5         |
| MA-12032  | Connector 3/8" barb         | C    | 5         |
| MA-12033  | Connector 1/2" barb         | C    | 4         |
| MA-12034  | Connector 5/8" barb         | C    | 4         |
| MA-12035  | Connector 3/4" barb         | C    | 3         |
| MA-22263  | Elbow 1/4" barb x 1/4" MPT  | D    | 5         |
| MA-22264  | Elbow 1/4" barb x 3/8" MPT  | D    | 4         |
| MA-22112  | Elbow 3/8" barb x 3/8" MPT  | D    | 4         |
| MA-22113  | Elbow 3/8" barb x 1/2" MPT  | D    | 4         |
| MA-22114  | Elbow 3/8" barb x 3/4" MPT  | D    | 4         |
| MA-22116  | Elbow 1/2" barb x 1/2" MPT  | D    | 4         |
| MA-22117  | Elbow 1/2" barb x 3/4" MPT  | D    | 4         |
| MA-22120  | Elbow 5/8" barb x 3/4" MPT  | D    | 4         |
| MA-22122  | Elbow 3/4" barb x 3/4" MPT  | D    | 4         |
| MA-12052  | Bushing 1/2" MPT x 3/8" FPT | E    | 4         |
| MA-12053  | Bushing 3/4" MPT x 1/2" FPT | E    | 4         |

| Order No. | Desc.                           | Type | Pkg. Qty. |
|-----------|---------------------------------|------|-----------|
| MA-12054  | Bushing 1" MPT x 3/4" FPT       | E    | 4         |
| MA-12055  | Bushing 1-1/4" MPT x 1" FPT     | E    | 1         |
| MA-12056  | Bushing 1-1/2" MPT x 1-1/4" FPT | E    | 1         |
| MA-12057  | Bushing 2" MPT x 1-1/2" FPT     | E    | 1         |
| MA-22182  | Adapter 1/2" barb x 1/2" FPT    | F    | 4         |
| MA-22185  | Adapter 1/2" barb x 3/4" FPT    | F    | 4         |
| MA-22186  | Adapter 5/8" barb x 3/4" FPT    | F    | 4         |
| MA-22187  | Adapter 3/4" barb x 3/4" FPT    | F    | 4         |
| MA-22065  | Elbow 1/2" barb x 3/4" FPT      | G    | 4         |
| MA-22064  | Elbow 5/8" barb x 3/4" FPT      | G    | 4         |
| MA-22066  | Elbow 3/4" barb x 3/4" FPT      | G    | 4         |
| MA-22002  | Adapter 1/4" barb x 1/4" MPT    | H    | 10        |
| MA-22003  | Adapter 1/4" barb x 3/8" MPT    | H    | 10        |
| MA-22005  | Adapter 3/8" barb x 3/8" MPT    | H    | 10        |
| MA-22006  | Adapter 3/8" barb x 1/2" MPT    | H    | 8         |
| MA-22007  | Adapter 1/2" barb x 3/8" MPT    | H    | 8         |
| MA-22010  | Adapter 1/2" barb x 1/2" MPT    | H    | 6         |
| MA-22013  | Adapter 3/8" barb x 3/4" MPT    | H    | 4         |
| MA-22010  | Adapter 1/2" barb x 3/4" MPT    | H    | 4         |
| MA-22012  | Adapter 5/8" barb x 3/4" MPT    | H    | 4         |
| MA-22014  | Adapter 3/4" barb x 3/4" MPT    | H    | 4         |
| MA-12010  | Adapter 3/4" Mght x 3/4" FPT    | K    | 4         |
| MA-12004  | Adapter 3/4" Mght x 3/4" MPT    | I    | 4         |
| MA-12060  | Adapter 3/4" Mght x 3/4" Fght   | K    | 3         |
| MA-22048  | Adapter 3/4" Fght x 5/8" barb   | L    | 4         |
| MA-22049  | Adapter 3/4" Fght x 3/4" barb   | L    | 4         |
| MA-12013  | Adapter 3/4" MPT x 3/4" Fght    | J    | 4         |
| MA-22289  | Tee 3/4" x 1/2" x 1/2" barb     | A    | 4         |
| MA-22290  | Tee 1/2" MPT x 1/2" B x 1/2" B  | N    | 4         |



## COUPLINGS

Eastman®



Features polypropylene construction with slip-joint connections. Measures 1-1/2" diameter. White. Includes 1-1/2" and 1-1/2" x 1-1/4" washers.

No. 35309. Can also be used as elbow.

| Order No. | Desc.             |
|-----------|-------------------|
| 35331     | Coupling          |
| 35309     | Flexible coupling |

# Schedule 40 Fittings



## ELBOWS

90° – Eastman®



Features polypropylene construction with slip-joint connections. White. Includes 1-1/2" washer.

| Order No. | Dia. In. |
|-----------|----------|
| 35335     | 1-1/2    |

## COUPLINGS

PVC-DWV Schedule 40



NSF listed.

| Order No.     | Conn. In. |
|---------------|-----------|
| <b>S x S</b>  |           |
| 85550         | 1-1/2     |
| 85551         | 2         |
| 85552         | 3         |
| 85553         | 4         |
| <b>Repair</b> |           |
| 85560         | 1-1/2     |
| 85561         | 2         |
| 85562         | 3         |
| 85563         | 4         |

## ELBOWS

90° – PVC-DWV Schedule 40



Elbow

NSF listed.

| Order No.                       | Conn. In. |
|---------------------------------|-----------|
| <b>Elbows</b>                   |           |
| 85699                           | 1-1/2     |
| 85701                           | 3         |
| 85702                           | 4         |
| <b>Long Sweep Elbows</b>        |           |
| 85703                           | 1-1/2     |
| 85704                           | 2         |
| 85705                           | 3         |
| 85706                           | 4         |
| <b>Street Elbows</b>            |           |
| 85707                           | 1-1/2     |
| 85708                           | 2         |
| 85709                           | 3         |
| 85710                           | 4         |
| <b>Long Sweep Street Elbows</b> |           |
| 85711                           | 1-1/2     |
| 85713                           | 3         |
| <b>Closet Elbows</b>            |           |
| 85714                           | 4 x 3     |



Long Sweep Elbow

## ELBOWS

45° – PVC-DWV Schedule 40



NSF listed.

| Order No.            | Conn. In. |
|----------------------|-----------|
| <b>Elbows</b>        |           |
| 85569                | 1-1/2     |
| 85570                | 2         |
| 85571                | 3         |
| 85572                | 4         |
| <b>Street Elbows</b> |           |
| 85574                | 1-1/2     |
| 85575                | 2         |
| 85576                | 3         |
| 85577                | 4         |

## SANITARY TEES

PVC-DWV Schedule 40



NSF listed.

| Order No. | Conn. In. |
|-----------|-----------|
| 85635     | 1-1/2     |
| 85636     | 2         |
| 85637     | 3         |
| 85638     | 4         |

## COUPLINGS

ABS-DWV Schedule 40



SxS connections. CSA certified. NSF listed.

| Order No. | Conn. In. |
|-----------|-----------|
| 85400     | 1-1/2     |
| 85401     | 2         |
| 85402     | 3         |
| 85403     | 4         |

Electrolux & Frigidaire

GE & Hotpoint

Whirlpool & Maytag

Cooking & Gas Products

Dishwasher, Disposer & Water Heater

Laundry

Refrigeration

Fittings, Venting & Installation

Electrical

Plumbing

Property Maintenance

Motors

HVAC/R

Chemicals

Charging, Recovery & Welding

Test Equip., Tools & Service Acc.

# Schedule 40 Fittings



## ELBOWS

90° – ABS-DWV Schedule 40



Elbow Long Sweep Elbow

CSA certified. NSF listed.

| Order No.                | Conn. In. |
|--------------------------|-----------|
| <b>Elbows</b>            |           |
| 85412                    | 1-1/2     |
| 85413                    | 2         |
| 85414                    | 3         |
| 85415                    | 4         |
| <b>Long Sweep Elbows</b> |           |
| 85416                    | 1-1/2     |
| 85417                    | 2         |
| 85418                    | 3         |
| 85419                    | 4         |
| <b>Street Elbows</b>     |           |
| 85420                    | 1-1/2     |
| 85421                    | 2         |
| 85422                    | 3         |
| 85423                    | 4         |

## ELBOWS

45° – ABS-DWV Schedule 40



CSA certified. NSF listed.

| Order No.            | Conn. In. |
|----------------------|-----------|
| <b>Elbows</b>        |           |
| 85433                | 1-1/2     |
| 85434                | 2         |
| 85435                | 3         |
| 85436                | 4         |
| <b>Street Elbows</b> |           |
| 85437                | 1-1/2     |
| 85438                | 2         |
| 85439                | 3         |
| 85440                | 4         |

## SANITARY TEES

ABS-DWV Schedule 40



CSA certified. NSF listed.

| Order No. | Conn. In. |
|-----------|-----------|
| 85483     | 1-1/2     |
| 85484     | 2         |
| 85485     | 3         |
| 85486     | 4         |

## PRESSURE ELBOWS

90° – PVC Schedule 40

Slip connections. NSF listed. Complies with low lead plumbing law.

| Order No. | Conn. In. |
|-----------|-----------|
| 48456     | 1/2       |
| 48457     | 3/4       |
| 48458     | 1         |
| 48459     | 1-1/4     |
| 48460     | 1-1/2     |
| 48461     | 2         |



## PRESSURE ELBOWS

45° – PVC Schedule 40

Slip connections. NSF listed. Complies with low lead plumbing law.



| Order No. | Conn. In. |
|-----------|-----------|
| 48462     | 1/2       |
| 48463     | 3/4       |
| 48464     | 1         |
| 48465     | 1-1/4     |
| 48466     | 1-1/2     |
| 48467     | 2         |

## PRESSURE TEES

PVC Schedule 40



Slip connections. NSF listed. Complies with low lead plumbing law.

| Order No. | Conn. In. |
|-----------|-----------|
| 48447     | 1/2       |
| 48448     | 3/4       |
| 48449     | 1         |
| 48450     | 1-1/4     |
| 48451     | 1-1/2     |
| 48452     | 2         |

## PRESSURE COUPLINGS

PVC Schedule 40



Slip connections. NSF listed. Complies with low lead plumbing law.

| Order No. | Conn. In. |
|-----------|-----------|
| 48468     | 1/2       |
| 48469     | 3/4       |
| 48470     | 1         |
| 48471     | 1-1/4     |
| 48472     | 1-1/2     |
| 48473     | 2         |

## PRESSURE ADAPTERS

PVC Schedule 40



NSF listed. Complies with low lead plumbing law.

| Order No.         | Conn. In. |
|-------------------|-----------|
| <b>MIP x Slip</b> |           |
| 48482             | 1/2       |
| 48483             | 3/4       |
| 48484             | 1         |
| 48485             | 1-1/4     |
| 48486             | 1-1/2     |
| 48487             | 2         |
| <b>FIP x Slip</b> |           |
| 48474             | 1/2       |
| 48475             | 3/4       |
| 48476             | 1         |

## PRESSURE CAPS

PVC Schedule 40



Slip connections. NSF listed. Complies with low lead plumbing law.

| Order No. | Conn. In. |
|-----------|-----------|
| 48523     | 1/2       |
| 48524     | 3/4       |
| 48525     | 1         |
| 48526     | 1-1/4     |



**DrySafer™**  
Dryer Lint Alarm

## Detects Flammable Lint Buildup Before It Ignites!



**INSTALLS IN MINUTES – NO TOOLS REQUIRED**



**1) Slide DrySafer™ Airflow Sensor on dryer exhaust vent.**



**2) Attach exhaust duct to DrySafer Airflow Sensor.**



**3) Link Airflow Sensor power cord to Alarm.**

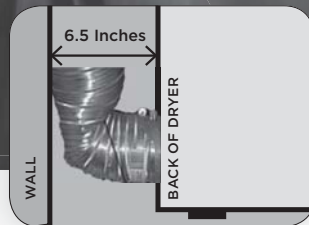
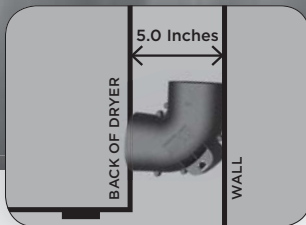


**4) Attach wall mount. Slide in alarm.**

### DrySafer Prevents Overheating In Two Ways:

- 1. Alerts of excessive lint immediately upon installation.**
- 2. High Temperature Alarm alerts you before your dryer overheats.**

**EZ FLOW DESIGN = LESS SPACE**



**Universal Design Fits All Gas and Electric Dryers.**

*Crush-Proof Elbow Prevents Kinking*



**DrySafer Model: DS 201401**



Airflow Sensor



Alarm and Wall Mount



Installed on Dryer

© 2015 DrySafer Corporation, Inc. All rights reserved.

DrySafer is a registered trademark of DrySafer Corporation, Inc.

Patents: 8,256,133; 29/469/344; 29/483,368; 29/483,372  
Patents Pending: 14/209,277; 156549; 2,851,300

Electrolux & Frigidaire

GE & Hotpoint

Whirlpool & Maytag

Cooking & Gas Products

Dishwasher, Disposer & Water Heater

Laundry

Refrigeration

Fittings, Venting & Installation

Electrical

Plumbing

Property Maintenance

Motors

HVAC/R

Chemicals

Charging, Recovery & Welding

Test Equip., Tools & Service Acc.



# Elbows, Pipe & Chimney Liner Kits



## ELBOWS

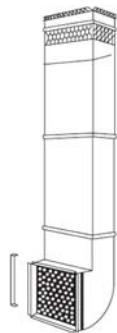
Adjustable – Galvanized



Strapped design. 30 gauge aluminum construction. 4" diameter.

| Order No.         | Desc.     |
|-------------------|-----------|
| <b>ELBS049030</b> | 90° Elbow |

## COLD AIR DROP KITS



Note: Does not include filter.

| Order No.     | Dim. In. | Filter Dim. In. |
|---------------|----------|-----------------|
| <b>DK2010</b> | 20 x 10  | 20 x 16         |
| <b>DK2510</b> | 25 x 10  | 25 x 16         |

## VENT PIPES



For use in dryer and bath fan venting. Provides maximum airflow. Designed with snap lock seam to close. 4" diameter.

| Order No.    | Desc.                | Lgth. Ft. |
|--------------|----------------------|-----------|
| <b>DP604</b> | Light gauge aluminum | 5         |
| <b>DP244</b> | Aluminum             | 24        |



## ALUMINUM SNAP LOCK PIPE



Used to vent most types of heating units.

| Order No.   | Size In. |
|-------------|----------|
| <b>P4E</b>  | 4 x 24   |
| <b>P460</b> | 4 x 60   |



## ELBOWS

Aluminum



For use in dryer and bath fan venting. Provides maximum airflow. Designed with snap lock seam. 4" dia.

| Order No.    | Desc.     |
|--------------|-----------|
| <b>DE904</b> | 90° Elbow |

## CHIMNEY LINER KITS

For gas appliances. Includes flexible aluminum liner, raincap with built-



in storm collar and connector, aluminum flashing with water dam, masonry sleeve, bottom connector/pull-through fitting, manual and warranty card. UL listed and CUL listed.

| Order No.    | Dia. In. | Lgth. Ft. |
|--------------|----------|-----------|
| <b>LK325</b> | 3        | 25        |
| <b>LK335</b> | 3        | 35        |
| <b>LK425</b> | 4        | 25        |
| <b>LK435</b> | 4        | 35        |
| <b>LK525</b> | 5        | 25        |
| <b>LK625</b> | 6        | 25        |
| <b>LK635</b> | 6        | 35        |

# Ducts & Clamps



## TRANSITION DUCTS

Supurr-Flex®



F0425 & F0450



FC0405B & FC0408B

Aluminum construction. Flexible, multi-layered design for clothes dryer applications. 4" diameter. UL listed.  
**No. F0405MSX/30 & F0408MSX/30.** Includes (2) spring tension clamps.  
**No. FC0405B & FC0408B.** Includes (2) plastic clamps.

| Order No.   | Lgth. Ft. |
|-------------|-----------|
| F0405B      | 5         |
| F0408B      | 8         |
| F0405MSX/30 | 5         |
| F0408MSX/30 | 8         |
| FC0405B     | 5         |
| FC0408B     | 8         |
| F0420B      | 20        |
| F0425       | 25        |
| F0450       | 50        |

## METALLIC DUCTS

Supurr-Flex®



Aluminum construction. Multi-layered, flexible design. 25' length. UL listed.

| Order No. | Dia. In. |
|-----------|----------|
| FUL0325   | 3        |
| FUL0425   | 4        |
| FUL0525   | 5        |

## FLEXIBLE ALUMINUM DUCTS

Semi-Rigid – Crimped Ends



8-ft. Length. **A0UL Series.** UL approved 181, class 0.

| Order No. | Dia. In. |
|-----------|----------|
| A038C/16  | 3        |
| A0UL038C  | 3        |
| A048C/9   | 4        |
| A0UL048C  | 4        |
| A0UL068C  | 6        |

## FLEXIBLE ALUMINUM DUCTS

Semi-Rigid – Galvanized Collar Ends



8-ft. Length. UL approved 181, class 0.

| Order No. | Dia. In. |
|-----------|----------|
| A0UL038GC | 3        |
| A0UL048GC | 4        |
| A0UL068GC | 6        |

## BOLT & NUT CLAMPS



Metal construction.

| Order No. | Dia. In. |
|-----------|----------|
| MBC3      | 3        |
| MBC4      | 4        |

## VINYL HOSE



4" Diameter. White. **Note:** Not recommended for clothes dryer ventilation.

| Order No. | Lgth. Ft. |
|-----------|-----------|
| PH48W     | 8         |
| BH420W    | 20        |
| BH450W    | 50        |

## INSULATED DUCTS



Features black poly jacket. 25-ft. length. UL listed 181 Class 1 air connector. **Note:** Maximum installation length 14-ft.

| Order No. | Dia. In. |
|-----------|----------|
| PDPI0425  | 4        |
| PDPI0625  | 6        |

## WORM DRIVE CLAMPS



Metal construction. For use with semi-rigid aluminum duct.

| Order No. | Dia. In. | Case Qty. |
|-----------|----------|-----------|
| MC4       | 4        | 25        |
| MC450     | 4        | 50        |
| MC525     | 5        | 25        |
| MC625     | 6        | 25        |

## WORM GEAR CLAMPS

Metal



For use with metal ducts.

| Order No. | Dia. In. |
|-----------|----------|
| MC4ZW     | 4        |

## SPRING TENSION CLAMPS



Metal construction.

| Order No. | Dia. In. |
|-----------|----------|
| MSC4100   | 4        |

Electrolux & Frigidaire

GE & Hotpoint

Whirlpool & Maytag

Cooking & Gas Products

Dishwasher, Disposer & Water Heater

Laundry

Refrigeration

Fittings, Venting & Installation

Electrical

Plumbing

Property Maintenance

Motors

HVAC/R

Chemicals

Charging, Recovery & Welding

Test Equip., Tools & Service Acc.

# Duct Connectors, Air Deflectors & Dryer Vent Kits



## METAL TENSION CLAMPS



For use with flexible or semi-rigid ducts. Open and close with pressure.

| Order No.  | Size In. |
|------------|----------|
| <b>TC4</b> | 3 to 4   |



## DUCT COUPLERS

For use in connecting flexible and/or semi-rigid ducts.



| Order No.   | Duct Dia. In. |
|-------------|---------------|
| <b>FDC4</b> | 4             |

## DUCT CONNECTORS



| Aluminum    |          |
|-------------|----------|
| Order No.   | Dia. In. |
| <b>DAC4</b> | 4        |



## AIR DIFFUSERS



| Order No.     | Description  |
|---------------|--------------|
| <b>AD96ZW</b> | Air Diffuser |



## AIR DEFLECTORS

Adjustable



53

67



99/12

| Order No.    | Desc.                           | For Vent Size In. |
|--------------|---------------------------------|-------------------|
| <b>53</b>    | For baseboard registers         | 15 to 25          |
| <b>67</b>    | Extension sleeve                | 12                |
| <b>99/12</b> | w/ Permanent metal latch magnet | 10 to 14          |

## DRYER VENT KITS

Aluminum Pipe



GK8WF



GVHAW4

Features Supurr Guard® louvered hood with built-in bird and rodent guard. Includes aluminum pipe and collar. 4" diameter. White. **No. GK8WF.** Includes 8' duct and clamps.

| Order No.     | Desc.                           |
|---------------|---------------------------------|
| <b>GK8WF</b>  | Dryer vent kit w/ duct & clamps |
| <b>GVHAW4</b> | Dryer vent kit                  |

## DRYER VENT KITS

Features Supurr Guard® louvered hood with built-in bird and rodent guard. 4" diameter. White.



| Order No.    | Pkg.   |
|--------------|--------|
| <b>GHR4W</b> | Carton |
| <b>GH4W</b>  | Bulk   |

# Dryer Vent Kits & Hoods



## DRYER VENT KITS



Features Supurr-Flex® dryer transition duct and wide mouth hood with removable bird and rodent guard. Includes duct, aluminum pipe, collar and clamps.

| Order No.    | Lgth. Ft. | Hood Color |
|--------------|-----------|------------|
| <b>RK8WF</b> | 8         | White      |

## DRYER VENTS



Features wide mouth hood with removable bird and rodent guard. 4" diameter. Includes aluminum pipe and collar.

| Order No.     | Desc.       | Color |
|---------------|-------------|-------|
| <b>RVHAB4</b> | Assembled   | Brown |
| <b>RVHAW4</b> | Assembled   | White |
| <b>RVHUW4</b> | Unassembled | White |

## DRYER VENT HOODS



Wide-mouth design with removable guard. Weather resistant. 4" size.

| Order No.   | Color |
|-------------|-------|
| <b>HR4W</b> | White |
| <b>HR4B</b> | Brown |

## DRYER VENT KITS

Supurr Vent®



Features Supurr Vent® louvered hood and Supurr-Flex® transition duct. 4" diameter. Includes aluminum pipe, collar, duct and clamps.

| Order No.    | Lgth. Ft. |
|--------------|-----------|
| <b>SK5WF</b> | 5         |
| <b>SK8WF</b> | 8         |

## DRYER VENTS

Supurr-Vent®



SVHAB4



SVHAW4

Includes louvered hood, aluminum pipe and collar. 4" size. Assembled.

| Order No.     | Color |
|---------------|-------|
| <b>SVHAB4</b> | White |
| <b>SVHAW4</b> | Brown |
| <b>SVHCB4</b> | Brown |
| <b>SVHUB4</b> | Brown |
| <b>SVHUW4</b> | White |

## LOUVERED VENT HOODS

Dryer – Supurr-Vent®



Polypropylene construction. Features curved louvers and UV inhibitor. Weather resistant.

| Order No.      | Desc.                    | Pipe Dia. In. | Color |
|----------------|--------------------------|---------------|-------|
| <b>HS4B/48</b> | Vent hood                | 4             | Brown |
| <b>HS4W/48</b> | Vent hood                | 4             | White |
| <b>HS5B/12</b> | No grid                  | 5             | Brown |
| <b>HSB4B</b>   | w/ bird bars             | 4             | Brown |
| <b>HSB4W</b>   | w/ bird bars             | 4             | White |
| <b>HSF4B</b>   | Flush mount w/ bird bars | 4             | Brown |
| <b>HSF4W</b>   | Flush mount w/ bird bars | 4             | White |

## LINT TRAP KITS

Indoor Dryer Venting



Includes Supurr-Flex® flexible metallic duct.

| Order No.  | Dia. In. |
|------------|----------|
| <b>LTF</b> | 4        |

## VENT HOOK-UP KITS



For use in clothes dryer transitions. Includes (2) Hooker-Upper® protectors and Supurr-Flex® transition duct.

| Order No.     | Dia. In. | Lgth. Ft. |
|---------------|----------|-----------|
| <b>HUPK5F</b> | 4        | 5         |

Electrolux & Frigidaire

GE & Hotpoint

Whirlpool & Maytag

Cooking & Gas Products

Dishwasher, Disposer & Water Heater

Laundry

Refrigeration

Fittings, Venting & Installation

Electrical

Plumbing

Property Maintenance

Motors

HVAC/R

Chemicals

Charging, Recovery & Welding

Test Equip., Tools & Service Acc.

# Ducts, Vents & Connectors



## FLEXIBLE ALUMINUM DUCTS

Semi-Rigid – Plain Ends



A0UL Series. UL approved 181, class 0.

| Order No. | Dia. In. | Lgth. Ft. |
|-----------|----------|-----------|
| A0UL038   | 3        | 8         |
| A0425/3   | 4        | 25        |
| A048/9    | 4        | 8         |
| A0UL048   | 4        | 8         |
| A058/5    | 5        | 8         |
| A0UL068   | 6        | 8         |
| A068/4    | 6        | 8         |
| A088/4    | 8        | 8         |

## FLEXIBLE ALUMINUM DUCTS

Semi-Rigid



A048MX/9



AM41, AM42 & AM46

4" Diameter.

| Order No.           | Lgth. Ft. | Includes                    |
|---------------------|-----------|-----------------------------|
| <b>Plain Ends</b>   |           |                             |
| A048MX/9            | 8         | (2) Metal worm drive clamps |
| <b>Crimped Ends</b> |           |                             |
| AM46                | 6         | Male & female collars       |
| AM42                | 2         | Male & female collars       |
| AM41                | 1         | Male & female collars       |

## DRYER VENT HOODS

Aluminum



Includes 4" hood, pipe and collar.

| Order No. | Desc.           |
|-----------|-----------------|
| DAVHA4/12 | Dryer vent hood |

## DRYER VENT CONNECTORS

Offset



Features galvanized construction and adjustable design.

| Order No. | Dia. In. |
|-----------|----------|
| ZAG       | 4        |

## ALUMINUM DRYER VENTS

Skinny Duct®



DAF1



DAF2

Oval design.

No. DAF3. Includes 4" oval to round transition fitting.

| Order No. | Adj. Range In. |
|-----------|----------------|
| DAF1      | 18 to 31       |
| DAF2      | 27 to 48       |
| DAF3      | 18 to 31       |

## CLOSE CONNECTS



Features rectangular shape. Adjusts up to 6".

| Order No. | Collar Dia. In. |
|-----------|-----------------|
| AMCC      | 4               |



# Ducts, Vent Hoods, Exhaust Boosters, Draft Blockers & Vent Kits



## DUCTS

### Space Saver



UD48



UD48S

Allows dryer to be placed 3" from wall. Ideal for use in tight-fitting dryer applications. Extends from 28" to 45" in length. 4" size.

| Order No. | Description                 |
|-----------|-----------------------------|
| UD48      | 90° inlet / 90° outlet      |
| UD48S     | 90° inlet / straight outlet |



## VENT HOODS

### Galvanized



GDV4

GVH4

Includes pipe. 4" diameter.  
No. GVH4. Includes collar.

| Order No. | Desc.   |
|-----------|---|
| GDV4      | Galvanized vent hood                          |
| GVH4      | Wide-mouth galvanized vent hood (heavy grade) |



## DRYER EXHAUST BOOSTERS

### Tube-Fan™



Includes fan, mounting bracket and self-tapping screws.

| Order No. | Volts AC | Dia. In. |
|-----------|----------|----------|
| TF4       | 115      | 4        |

## DUCT CONNECTORS

### Hooker-Upper® Protector



Connects duct to dryer and protects duct from smashing.

| Order No. | Size In. |
|-----------|----------|
| HUP       | 4        |

## BACKDRAFT DAMPERS

### Draft Blocker



For dryer venting applications.

| Order No. | Dia. In. | Color |
|-----------|----------|-------|
| BD04      | 4        | White |



## DRAFT BLOCKERS



Helps prevent cold air from entering home through duct.

| Order No. | Dia. In. |
|-----------|----------|
| DB4ZW     | 4        |



## VENT HOOK-UP KITS

### Undereve®



Includes semi-rigid duct extension. 4" diameter.

| Order No. | Lgth. Ft. |
|-----------|-----------|
| EVEK4     | 3         |



## EXHAUST KITS

### ProGard



Includes 4" ProGard exhaust hood with pest barricade, 4" x 8' ProFlex duct and (2) adjustable plastic clamps.

| Order No. | Size In. | Desc.               |
|-----------|----------|---------------------|
| TD48PGKZW | 4        | ProGard exhaust kit |

Electrolux & Frigidaire

GE & Hotpoint

Whirlpool & Maytag

Cooking & Gas Products

Dishwasher, Disposer & Water Heater

Laundry

Refrigeration

Fittings, Venting & Installation

Electrical

Plumbing

Property Maintenance

Motors

HVAC/R

Chemicals

Charging, Recovery & Welding

Test Equip., Tools & Service Acc.

# Exhaust Kits, Vents & Guards



## EXHAUST KITS

ProMax



Includes 4" ProMax wide-mouth hood, 4" x 8' ProFlex duct and (2) adjustable plastic clamps.

| Order No. | Size In. | Desc.              |
|-----------|----------|--------------------|
| TD48PMKZW | 4        | ProMax exhaust kit |

## EXHAUST KITS

ProVent



Includes 4" ProVent louvered exhaust hood, 4" x 8' ProFlex duct and (2) adjustable plastic clamps.

| Order No. | Size In. | Desc.               |
|-----------|----------|---------------------|
| TD48PVKZW | 4        | ProVent exhaust kit |

## VENT KITS

ProFlex – Indoor Dryer



For use in venting dryer indoors when outdoor venting not possible. Includes 4" x 5' UL listed and marked dryer transition duct.

| Order No. | Size In. |
|-----------|----------|
| TDIDVKZW  | 4        |



## DRYER HOOK-UP KITS

Heavy Duty



Heavy duty plastic kit connects dryer transition duct to dryer exhaust port. Includes UL listed and marked semi-rigid transition duct.

| Order No. | Dia. In. |
|-----------|----------|
| MF48ULKIT | 4        |

## DRYER HOOK-UP KITS

All Metal



All-metal kit connects dryer transition duct to dryer exhaust port. Includes UL listed and marked semi-rigid transition duct.

| Order No. | Dia. In. |
|-----------|----------|
| MF48ULMK  | 4        |



## ROUND VENTS

Undereve®



Includes attached short pipe.

| Order No. | Dia. In. |
|-----------|----------|
| EARL4     | 4        |



## EXHAUST VENTS

Undereve®



For use in dryer and bathroom venting. Mounts over exhaust hole under eave; exhausts through attic space.

| Order No. | Color |
|-----------|-------|
| EVE/6     | White |

## BIRD GUARDS

Dryer Vent



Prevents birds and small animals from entering home through vent. Fits over 3" or 4" bath or dryer vent.

| Order No. | Color | Pkg.   |
|-----------|-------|--------|
| UBGBB     | Brown | Bulk   |
| UBGW      | White | Carton |
| UBGWB     | White | Bulk   |
| UBGWL     | White | Label  |

**We welcome the opportunity to quote on any special tools or equipment you may require.**

# Heat Savers, Vent Covers, Diffusers & Range Hood Duct Kits



## DRYER HEAT SAVERS

Extra Heat®



Features safety relief valve, washable lint screen and built-in hanger. Rigid plastic construction. Includes (2) clamps.

| Order No. | Desc.            |
|-----------|------------------|
| EX12      | Dryer heat saver |



## HEAT KEEPER KITS



Directs warm, moist air from electric dryers back into home. Not for use with gas dryers.

| Order No. | Dia. In. |
|-----------|----------|
| CHK100ZW  | 4        |



## WINDOW PLATES

Aluminum



Features 4-3/4" dia. through hole.

| Order No. | Dim. In. |
|-----------|----------|
| DAWP1218  | 12 x 18  |



## MAGNETIC VENT COVERS



For use on metal air registers to close off registers in unused spaces and redistribute air throughout home. Measures 4" x 10". 2/pkg.

| Order No. | Color  |
|-----------|--------|
| MVC410W10 | White  |
| MVC410B10 | Bronze |



## DIFFUSERS

Round w/ Collar



Provides heating/cooling and exhaust to bathroom or garage. Plastic construction. Features adjustable baffle and snap-in clips. Rust resistant. White.

| Order No. | Dia. In. |
|-----------|----------|
| TFGX4     | 4        |
| TFGX6     | 6        |



## AIR DIFFUSERS



Allows for fresh airflow from room to room. Ideal for in-wall or suspended ceiling applications.

| Order No. | Dia. In. |
|-----------|----------|
| DF4PX     | 4        |
| DF5PX     | 5        |
| DF6PX     | 6        |
| DF8PX     | 8        |



## RANGE HOOD DUCT KITS



Features 7" x 8' semi-rigid aluminum duct and 3-1/4" x 10" rectangular to 7" round galvanized transition.

No. DRKW. Includes 7" aluminum vent hood with tailpiece.

No. DRKR. Includes 7" screened roof cap with self-flashing damper.

| Order No. | Desc.             |
|-----------|-------------------|
| DRKW      | Wall installation |
| DRKR      | Roof installation |

Electrolux & Frigidaire

GE & Hotpoint

Whirlpool & Maytag

Cooking & Gas Products

Dishwasher, Disposer & Water Heater

Laundry

Refrigeration

Fittings, Venting & Installation

Electrical

Plumbing

Property Maintenance

Motors

HVAC/R

Chemicals

Charging, Recovery & Welding

Test Equip., Tools & Service Acc.

# Transitions, Duct & Vent Hoods



## TRANSITIONS

Galvanized



Features 3-1/4" x 10" rectangular opening.

| Order No.    | Transition Dia. In. |
|--------------|---------------------|
| <b>DGT34</b> | 4                   |
| <b>DGT35</b> | 5                   |
| <b>DGT37</b> | 7                   |

## WALL CAPS

Aluminum



| Order No.   | Dim. In.   |
|-------------|------------|
| <b>DAWC</b> | 3-1/4 x 10 |

## FLEXIBLE DUCT

Non-Insulated – FLo Series



Metallic construction. For use in bathroom fan exhausts, fresh air intake and non-insulated ventilation ducts. Flexible 2-ply design with no scrim. 4" diameter. UL listed 181 Class I Air Connector.

**Note:** Not recommended for dryer venting.

| Order No.     | Lgth. Ft. |
|---------------|-----------|
| <b>FL0425</b> | 25        |
| <b>FL0450</b> | 50        |



## STARTER COLLAR CONNECTORS

Main Trunk Line



| Order No.   | Dia. In. |
|-------------|----------|
| <b>DSC4</b> | 4        |



## VENT HOODS

Maxi-Flow™



MVB4 Series



MVPB4 Series

**MVPB4 Series.** Features pest barricade.

| Vent Hoods     |          |       |
|----------------|----------|-------|
| Order No.      | Size In. | Color |
| <b>MVB4BZ</b>  | 4        | Brown |
| <b>MVB4Z</b>   | 4        | White |
| <b>MVPB4Z</b>  | 3        | White |
| <b>MVPB4BZ</b> | 4        | Brown |

### Replacement Caps



MVHR4 Series

4" size.

| Order No.      | Color |
|----------------|-------|
| <b>MVHR4WX</b> | White |
| <b>MVHR4BX</b> | Brown |



## VENT HOODS

Louvered



**LPVB5 & LPVB6 Series.** Includes molded screen.

| Vent Hoods     |          |       |
|----------------|----------|-------|
| Order No.      | Size In. | Color |
| <b>LPVB3BZ</b> | 3        | Brown |
| <b>LPVB3Z</b>  | 3        | White |
| <b>LPVB4BZ</b> | 4        | Brown |
| <b>LPVB4Z</b>  | 4        | White |
| <b>LPVB5EB</b> | 5        | Brown |
| <b>LPVB5E</b>  | 5        | White |
| <b>LPVB6EB</b> | 6        | Brown |
| <b>LPVB6E</b>  | 6        | White |

### Replacement Caps



**LVHR6 Series.** Includes molded screen.

| Order No.       | Size In. | Color |
|-----------------|----------|-------|
| <b>LVHR3WXZ</b> | 3        | White |
| <b>LCAPS3B</b>  | 3        | Brown |
| <b>LCAPS3W</b>  | 3        | White |
| <b>LVHR4WX</b>  | 4        | White |
| <b>LVHR4WXZ</b> | 4        | White |
| <b>LCAPS4W</b>  | 4        | White |
| <b>LVHR4BXZ</b> | 4        | Brown |
| <b>LCAPS4B</b>  | 4        | Brown |
| <b>LVHR5WX</b>  | 5        | White |
| <b>LVHR6WX</b>  | 6        | White |
| <b>LVHR6BX</b>  | 6        | Brown |



# Vent Hoods, Caps, Fresh Air Intakes & Duct



## VENT HOODS

Traditional



4" Size.

Vent Hoods

| Order No. | Color |
|-----------|-------|
| PVB4BZ    | Brown |
| PVB4Z     | White |

Replacement Caps



| Order No. | Color |
|-----------|-------|
| VHR4WXZ   | White |
| VHR4BXZ   | Brown |

## REPLACEMENT VENT CAPS

EZ Fix



Allows installation of new ProVent replacement cap directly over existing 4" cap without removal. Includes gasket. White.

| Order No. | Size In. |
|-----------|----------|
| EZFXZW    | 4        |

## REPLACEMENT CAPS

ProGard



4" exhaust cap with removable pest guard prevents pests from entering home. 4" size.

| Order No. | Color |
|-----------|-------|
| PGC4WX    | White |
| PGC4BX    | Brown |

## FRESH AIR INTAKES



Includes molded screen.

Fresh Air Intakes

| Order No. | Size In. | Color |
|-----------|----------|-------|
| INT4BZ    | 4        | Brown |
| INT4Z     | 4        | White |
| INT5BX    | 5        | Brown |
| INT5X     | 5        | White |
| INT6BX    | 6        | Brown |
| INT6X     | 6        | White |

Replacement Caps



| Order No. | Size In. | Color |
|-----------|----------|-------|
| INCAP4B   | 4        | Brown |
| INCAP4W   | 4        | White |
| INCAP5BX  | 5        | Brown |
| INCAP5WX  | 5        | White |
| INCAP6BX  | 6        | Brown |
| INCAP6WX  | 6        | White |

## ALUMINUM DUCTS

Flexible



Features crimped ends. 8-ft. length.

| Order No. | Dia. In. |
|-----------|----------|
| AFX48CRX  | 4        |
| AFX68CRX  | 6        |

## FLEXIBLE DUCT



| Order No.  | Description              |
|------------|--------------------------|
| AFX48ULXZW | U.L. Semi-Rigid Aluminum |

## ALUMINUM DUCTS

Flexible



For general-purpose exhaust applications.

| Order No.                     | Dim.     |
|-------------------------------|----------|
| AF425                         | 4" x 25' |
| AF450                         | 4" x 50' |
| UL Listed & Marked as Class 1 |          |
| AF325UL                       | 3" x 25' |
| AF425UL                       | 4" x 25' |
| AF525UL                       | 5" x 25' |

## VINYL DUCTS

Flexible



For general-purpose exhaust applications. 4" diameter.

| Order No. | Lgth. Ft. |
|-----------|-----------|
| FD420ZW   | 20        |
| FD450E    | 50        |

Electrolux & Frigidaire

GE & Hotpoint

Whirlpool & Maytag

Cooking & Gas Products

Dishwasher, Disposer & Water Heater

Laundry

Refrigeration

Fittings, Venting & Installation

Electrical

Plumbing

Property Maintenance

Motors

HVAC/R

Chemicals

Charging, Recovery & Welding

Test Equip., Tools & Service Acc.



# Duct & Vent Hoods



## ALUMINUM DUCTS

### Semi-Rigid

Non-combustible with a max operating temperature of 435°F. 8-ft lengths.

| Order No.     | Dia. In. | Pack Qty. |
|---------------|----------|-----------|
| <b>MFX68X</b> | 6        | 4         |
| <b>MFX78X</b> | 7        | 5         |
| <b>MFX88X</b> | 8        | 4         |



## ALUMINUM DUCT

### Semi-Rigid with Crimped End



| Order No.       | Size    |
|-----------------|---------|
| <b>MFX38CRX</b> | 3" x 8' |
| <b>MFX58CRX</b> | 5" x 8' |
| <b>MFX78CRX</b> | 7" x 8' |
| <b>MFX88CRX</b> | 8" x 8' |

## ALUMINUM DUCTS

### Semi-Rigid



For use in dryer venting applications. 4" diameter.

| Order No.         | Lgth. Ft. |
|-------------------|-----------|
| <b>MFX48ULXZW</b> | 8         |

## EXHAUST HOODS

### Galvanized



For exhausting kitchen or bathroom fans through wall. Includes backdraft damper.

| Order No.     | Dim. In.   |
|---------------|------------|
| <b>G32510</b> | 3-1/4 x 10 |

## VENT HOODS

### All Aluminum



Aluminum exhaust hood with damper. Will not warp or crack.

| Order No.      | Size In. |
|----------------|----------|
| <b>PVB3EAL</b> | 3        |
| <b>PVB4EAL</b> | 4        |

## VENT HOODS

### ProMax Series



Features removable pest screen. 4" size.

| Order No.      | Color |
|----------------|-------|
| <b>PMH4BXZ</b> | Brown |
| <b>PMH4WXZ</b> | White |

### Replacement Caps



| Order No.     | Color |
|---------------|-------|
| <b>PMC4BX</b> | Brown |
| <b>PMC4WX</b> | White |

## VENT HOODS

### ProVent Series



Features louvered damper system.

| Order No.     | Size In. | Color |
|---------------|----------|-------|
| <b>LH3BXZ</b> | 3        | Brown |
| <b>LH3WXZ</b> | 3        | White |
| <b>LH4BXZ</b> | 4        | Brown |
| <b>LH4WXZ</b> | 4        | White |
| <b>LH5BXZ</b> | 5        | Brown |
| <b>LH5WXZ</b> | 5        | White |
| <b>LH6BXZ</b> | 6        | Brown |
| <b>LH6WXZ</b> | 6        | White |

### Replacement Caps



| Order No.    | Size In. | Color |
|--------------|----------|-------|
| <b>LC3BX</b> | 3        | Brown |
| <b>LC3WX</b> | 3        | White |
| <b>LC4BX</b> | 4        | Brown |
| <b>LC4WX</b> | 4        | White |
| <b>LC5BX</b> | 5        | Brown |
| <b>LC5WX</b> | 5        | White |
| <b>LC6BX</b> | 6        | Brown |
| <b>LC6WX</b> | 6        | White |
| <b>LC7BX</b> | 7        | Brown |
| <b>LC7WX</b> | 7        | White |
| <b>LC8BX</b> | 8        | Brown |
| <b>LC8WX</b> | 8        | White |

# Vent Hoods, Caps & Connectors



## VENT HOODS

### ProGard



4" exhaust hood with removable pest guard prevents pests from entering home. 4" size.

| Order No. | Size In. | Color |
|-----------|----------|-------|
| PGH4WXZ   | 4        | White |
| PGH4BXZ   | 4        | Brown |

## VENT HOODS

### EzAccess



Hinged to allow easy access for cleaning. 4" size.

| Order No. | Color |
|-----------|-------|
| BHLH4WZW  | White |

## VENT HOODS

### ProShield



4" size.

### Vent Hoods

| Order No. | Color |
|-----------|-------|
| BPSH4WZW  | White |
| PSH4WXZ   | White |

## Replacement Caps



4" size.

| Order No. | Color |
|-----------|-------|
| PSC4WX    | White |

## VENT HOODS

### Soffit Exhaust



For use in bathroom and kitchen exhaust applications. 4" to 6" size.

| Order No. | Color |
|-----------|-------|
| SEVPX     | White |

## DRYER VENT CAPS

### Soffit



| Order No. | Size In. |
|-----------|----------|
| SDV4WXZW  | 4        |

## FRESH AIR INTAKES

### ProVent Series



Includes molded screen.

### Fresh Air Intakes

| Order No. | Size In. | Color |
|-----------|----------|-------|
| IH3BXZ    | 3        | Brown |
| IH3WXZ    | 3        | White |
| IH4BXZ    | 4        | Brown |
| IH4WXZ    | 4        | White |
| IH5BXZ    | 5        | Brown |
| IH5WXZ    | 5        | White |
| IH6BXZ    | 6        | Brown |
| IH6WXZ    | 6        | White |

## Replacement Caps



| Order No. | Size In. | Color |
|-----------|----------|-------|
| IC3BX     | 3        | Brown |
| IC3WX     | 3        | White |
| IC4BX     | 4        | Brown |
| IC4WX     | 4        | White |
| IC5BX     | 5        | Brown |
| IC5WX     | 5        | White |
| IC6BX     | 6        | Brown |
| IC6WX     | 6        | White |
| IC7BX     | 7        | Brown |
| IC7WX     | 7        | White |
| IC8BX     | 8        | Brown |
| IC8WX     | 8        | White |

## DRYER TO WALL CONNECTORS

### EZ Connect



| Order No. | Description |
|-----------|-------------|
| EZCNZW    | EZ Connect  |

## DRYER TRANSITION DUCTS

### ProFlex™



4" diameter. BTD Nos. UL listed and marked for safe dryer venting. TD Nos. Not marked. Nos. BTD48TC, TD45TC & TD48TC. Include (2) tension clamps.

| Order No. | Lgth. Ft. |
|-----------|-----------|
| BTD45     | 5         |
| BTD48     | 8         |
| BTD48TC   | 8         |
| TD45TC    | 5         |
| TD48TC    | 8         |
| TD425     | 25        |
| TD450     | 50        |

Electrolux & Frigidaire

GE & Hotpoint

Whirlpool & Maytag

Cooking & Gas Products

Dishwasher, Disposer & Water Heater

Laundry

Refrigeration

Fittings, Venting & Installation

Electrical

Plumbing

Property Maintenance

Motors

HVAC/R

Chemicals

Charging, Recovery & Welding

Test Equip., Tools & Service Acc.

# Duct, Connectors, Brushes, Lint Cleanouts & Elbows



## ALUMINUM DUCTS

Semi-Rigid



For use in exhaust applications. 4" diameter.

| Order No.      |   | Lgth. Ft. |
|----------------|---|-----------|
| <b>MFX38X</b>  | 3 | 8         |
| <b>MFX48X</b>  | 4 | 8         |
| <b>MFX425X</b> | 4 | 25        |
| <b>MFX58X</b>  | 5 | 8         |
| <b>MFX68X</b>  | 6 | 8         |
| <b>MFX78X</b>  | 7 | 8         |
| <b>MFX88X</b>  | 8 | 8         |

## DUCT CONNECTORS

Aluminum



All-aluminum connectors attach two pieces of ducts together. Includes (2) plastic clamps.

| Order No.    |  | Dia. In. |
|--------------|--|----------|
| <b>FDC3</b>  |  | 3        |
| <b>FDC4</b>  |  | 4        |
| <b>FDC56</b> |  | 5 to 6   |

## DUCT TO DUCT INCREASERS



| Order No.     |  | Material |
|---------------|--|----------|
| <b>INC34Z</b> |  | Plastic  |

## PLASTIC CLAMPS

Adjustable



For use with aluminum foil ducts.

| Order No.     |  | Dia. In. |
|---------------|--|----------|
| <b>2C234Z</b> |  | 3 to 4   |

## WORM GEAR CLAMPS



| Order No.    |  | Size |
|--------------|--|------|
| <b>MC4ZW</b> |  | 4"   |

## DRYER VENT BOXES

Recessed



4" size.

| Order No.      |  | Color |
|----------------|--|-------|
| <b>DRB4XZW</b> |  | White |

## DRYER TO DUCT CONNECTORS



Connects dryer exhaust port to dryer duct. 4" diameter.

| Order No.    |  | Color |
|--------------|--|-------|
| <b>D2DPX</b> |  | White |

## APPLIANCE BRUSHES

ProClean



| Order No.      |  | Length In. |
|----------------|--|------------|
| <b>PCABXZW</b> |  | 27         |

## DUCT BRUSHES

ProClean



| Order No.     |  | Description              |
|---------------|--|--------------------------|
| <b>PCPBZW</b> |  | Drill Powered Duct Brush |

## LINT CLEAN OUTS



Connects two pieces of 4" duct together.

| Order No.    |  | Color |
|--------------|--|-------|
| <b>DC4PX</b> |  | White |

## ALUMINUM ELBOWS

Heavy-Duty



| Order No.   |  | Dia. In. |
|-------------|--|----------|
| <b>E43Z</b> |  | 4        |

# Bath Ventilation Fans



## BATH VENTILATION FANS



Bath Fan

Bath Fan Housing

Bath Fan Motor & Grille

Features galvanized housing with ceiling/wall thickness indicator markings and mounting tabs, duct adapter with integral damper, permanently lubricated plug-in motor, balanced blade and decorative molded grille. CSA approved.

| Order No.                                      | Coverage Sq. Ft. | CFM | Sones | Adapter Dia. In. |
|--|------------------|-----|-------|------------------|
| <b>Bath Fans</b>                               |                  |     |       |                  |
| <b>BF-503</b>                                  | 45 to 60         | 50  | 3.5   | 3                |
| <b>BF-504</b>                                  | 45 to 60         | 50  | 3.5   | 4                |
| <b>BF-703</b>                                  | 65 to 85         | 70  | 4.0   | 3                |
| <b>BF-704</b>                                  | 65 to 85         | 70  | 4.0   | 4                |
| <b>Bath Fan Housings – 6 packs</b>             |                  |     |       |                  |
| <b>BF-503BA</b>                                | –                | 50  | 3.5   | 3                |
| <b>BF-504BA</b>                                | –                | 50  | 3.5   | 4                |
| <b>BF-703BA</b>                                | –                | 70  | 4.0   | 3                |
| <b>BF-704BA</b>                                | –                | 70  | 4.0   | 4                |
| <b>Bath Fan Motors &amp; Grilles – 6 packs</b> |                  |     |       |                  |
| <b>BF-503BB</b>                                | –                | 50  | 3.5   | –                |
| <b>BF-504BB</b>                                | –                | 50  | 3.5   | –                |
| <b>BF-703BB</b>                                | –                | 70  | 4.0   | –                |
| <b>BF-704BB</b>                                | –                | 70  | 4.0   | –                |

We welcome the opportunity to quote on any special tools or equipment which you may require.

## BATH VENTILATION FANS

With Light



BF-504L & BF-704L



BF-904L & BF-904LF

Features galvanized housing with ceiling/wall thickness indicator markings and mounting tabs, 4" dia. duct adapter with integral damper, polycarbonate light lens, permanently lubricated plug-in motor, balanced blade and decorative molded grille. CSA approved.

**No. BF-904LF.** Fluorescent light fixture operates independently or with fan. Features built-in junction box. Approved for use over tubs and showers with connect with GFCI branch circuit. California Title 24 compliant.

| Order No.                                | Coverage Sq. Ft. | CFM | Sones |
|--|------------------|-----|-------|
| <b>100 Watt Lamp (Bulb Not Included)</b> |                  |     |       |
| <b>BF-504L</b>                           | 45 to 60         | 50  | 3.5   |
| <b>BF-704L</b>                           | 65 to 85         | 70  | 4.0   |
| <b>BF-904L</b>                           | 85 to 110        | 90  | 2.0   |
| <b>Fluorescent Lamp (Bulb Included)</b>  |                  |     |       |
| <b>BF-904LF</b>                          | 85 to 110        | 90  | 2.0   |

## BATH VENTILATION FANS



BF-806UQ



BF-1106UQ

Features heavy-duty motor housing with zinc-aluminum plated sound absorbing finish and mounting tabs, permanently lubricated ball bearing plug-in motor, balanced blade and molded grille. Includes 4" and 6" duct adapters. CSA approved. Energy Star compliant.

| Order No.        | Coverage Sq. Ft. | CFM | Sones |
|------------------|------------------|-----|-------|
| <b>BF-806UQ</b>  | 75 to 100        | 80  | 0.4   |
| <b>BF-1106UQ</b> | 100 to 125       | 110 | 0.8   |

## BATH VENTILATION FANS



Order No.  
**BF-904**

Coverage Sq. Ft.  
85 to 100

CFM  
90

Sones  
2.0

Features galvanized housing with ceiling/wall thickness indicator markings and mounting tabs, 4" dia. duct adapter with integral damper, permanently lubricated plug-in motor, balanced blade and decorative molded grille. CSA approved.

Electrolux & Frigidaire

GE & Hotpoint

Whirlpool & Maytag

Cooking & Gas Products

Dishwasher, Disposer & Water Heater

Laundry

Refrigeration

Fittings, Venting & Installation

Electrical

Plumbing

Property Maintenance

Motors

HVAC/R

Chemicals

Charging, Recovery & Welding

Test Equip., Tools & Service Acc.

# Vent Motors, Dryer Vent Boosters & Grease Filters



## VENT HOOD MOTORS

Kitchen



For use in NuTone hoods. CCW rotation. Shaft measures 1-3/4" L x 7/32" dia. Includes fan blade and plug. 120V, 60Hz. UL recognized.

| Order No.     | RPM  | Amps |
|---------------|------|------|
| <b>ERM550</b> | 3000 | 0.55 |

## VENT MOTORS



ERM2248

ERM2038

Reversible bearing design.

| Order No.      | Desc.            | Replaces       |
|----------------|------------------|----------------|
| <b>ERM2248</b> | Kitchen, 2-speed | Broan & NuTone |
| <b>ERM2038</b> | Bath             | Broan          |



## VENTILATOR MOTORS

SM550 Series



For use in range hoods and bathroom exhaust fans. Features C-frame design and counterclockwise rotation. Single speed. Shaft measures 7/32" x 1-3/4". Replaces Nutone C65878 and Robertshaw 33-100.

| Order No.    | RPM  | Stack In. | Lead      |
|--------------|------|-----------|-----------|
| <b>SM550</b> | 3000 | 1/2       | 120V plug |



## DRYER VENT BOOSTERS

Dryerjet



For use with long-run clothes dryer exhaust ducts. Reduces power consumption and eliminates lint buildup and obstructions. Automatically turns on and off with dryer. CSA certified.

| Order No.   | CFM | Amps |
|-------------|-----|------|
| <b>9460</b> | 120 | 1    |



## GREASE FILTERS

Microwave

Aluminum construction. 1/8" thick.

| Order No.        | Dim. In. L x W   |
|------------------|------------------|
| <b>80QBP1361</b> | 10 x 7-1/4       |
| <b>80QBP1362</b> | 11-11/16 x 3-7/8 |
| <b>FLTR012</b>   | 7-5/8 x 5-1/8    |
| <b>80QBP1796</b> | 8 x 5-15/16      |
| <b>80QBP1146</b> | 9-11/16 x 5-1/4  |



## GREASE FILTERS

Washable



For use in ducted range hoods or ductless range hoods when used in combination with a carbon filter. Also for use in over-the-counter microwave ovens. Features aluminum frame and expanded aluminum foil media with basket shape to accommodate fan blades and increase filtering area. 3/32" thick.

| Order No.      | Dim. In. L x W    |
|----------------|-------------------|
| <b>RBF0801</b> | 10-1/2 x 8-3/4    |
| <b>RBF0802</b> | 11-1/4 x 8-7/16   |
| <b>RBF1001</b> | 10-15/16 x 10-1/8 |




# Odor & Grease Filters



## ODOR FILTERS

Disposable



For use in ductless range hoods and over-the-counter microwave ovens. Features aluminum frame and expanded aluminum and polysorb carbon media.

Note: Not washable.

| Order No. | Dim. In. L x W x Thick.              |
|-----------|--------------------------------------|
| RCP0205   | 11 x 2-1/2 x 3/8                     |
| RCP0303   | 8-11/16 x 3-15/16 x 3/8              |
| RCP0304   | 3-15/16 X 6-3/16 X 3/8               |
| RCP0410   | 7-11/16 x 4-13/16 x 3/8              |
| RCP0415   | 5 X 7-3/4 X 3/8                      |
| RCP0546   | 5-1/8 X 5-3/8 X 3/8                  |
| RCP0606   | 17-1/2 x 6 x 1/2                     |
| RCP0610   | 6-1/8 X 11 X 3/8                     |
| RCP0611   | 6-1/8 X 11-1/8 X 3/8                 |
| RCR0613   | 8-11/16 x 6-3/16 x 1/4               |
| RCP0618   | 6-1/8 X 8-3/4 X 3/8                  |
| RCP0704   | 7-2/3 x 7 x 3/8                      |
| RCP0801   | 9-1/2 x 8 x 3/8                      |
| RCP0801   | 8 X 9-1/2 X 3/8                      |
| RCP0803   | 11-1/4 x 8-1/4 x 3/8                 |
| RCP0806   | 10-1/2 x 8-3/4 x 3/8                 |
| RCP0808   | 8-15/16 x 8-15/16 x 3/8              |
| RCP1008   | 11-7/16 x 10-7/16 x 3/8              |
| RCP1102   | 17 x 11 x 3/8                        |
| RCP1106   | 11-7/16 X 17-1/16 X 3/8, PT, CTR, SS |

## GREASE FILTERS

Washable



For use in ducted range hoods. Features aluminum frame and expanded aluminum foil filter with dome shape to accommodate fan blade and increase filtering area.

| Order No. | Dim. In. Dia. x Thick |
|-----------|-----------------------|
| RDF1004   | 10-1/2 x 3/32         |

## GREASE FILTERS

Rectangular – Washable



For use in ducted range hoods or ductless range hoods when used in combination with a carbon filter. Also for use in over-the-counter microwave ovens. Features aluminum frame and expanded aluminum foil media.

| Order No. | Dim. In. L x W x Thick.  |
|-----------|--|
| RHF0438   | 4-23/32 X 13 X 3/32, PT, CTR, SS   |
| RHF0518   | 10-3/4 x 5-3/4 x 3/8   |
| RHF0519   | 7-7/8 x 5-7/8 x 3/32   |
| RHF0525   | 13-3/8 x 5-15/16 x 3/32  |
| RHF0608   | 11-5/8 x 6-5/8 x 3/8   |
| RHF0610   | 15-9/16 x 6-7/8 x 3/32   |
| RHF0619   | 9-9/16 x 6-3/8 x 3/32  |
| RHF0801   | 9-1/2 x 8 x 3/32   |
| RHF0802   | 9-1/2 x 8 x 3/8  |
| RHF0804   | 11 x 8 x 3/8   |
| RHF0805   | 11-1/4 x 8-1/4 x 3/8   |
| RHF0807   | 11-1/4 x 8-7/16 x 3/8  |
| RHF0808   | 11 x 8-5/8 x 3/8   |
| RHF0810   | 10-1/2 x 8-3/4 x 3/8   |
| RHF0814   | 8-15/16 x 8-15/16 x 3/8  |
| RHF0827   | 8 x 8 x 3/32   |
| RHF0828   | 8 x 8 x 3/8  |
| RHF0847   | 18-3/16 x 8-13/16 x 3/8  |
| RHF0902   | 10-3/32 x 9 x 3/8  |
| RHF0905   | 14-1/2 x 9-1/4 x 3/8   |
| RHF0908   | 11-3/4 x 9-1/2 x 3/8   |
| RHF0914   | 11-11/16 x 9-7/8 x 3/8   |
| RHF0922   | 10-1/2 x 9 x 3/32  |
| RHF0926   | 15 x 9 x 3/8   |
| RHF1001   | 10 X 10 X 3/8  |
| RHF1003   | 13-1/4 x 10 x 3/8  |
| RHF1012   | 11-7/16 x 10-7/16 x 3/8  |
| RHF1021   | 10 x 11 x 3/32   |
| RHF1029   | 11-3/4 x 10-5/8 x 3/8  |
| RHF1109   | 14 x 11-3/8 x 3/32   |
| RHF1119   | 11-5/8 x 11 x 3/32   |
| RHF1124   | 17-1/16 x 11-7/16 x 3/8  |
| RHF1143   | 11-13/16 X 18-3/16 X 3/8, PT, CTR, LS, 2 TS, LS, 3 IN, OPP PT                                |
| RHF1144   | 11-1/4 X 11-11/16 X 11/32, PT, CTR, SS, TS, CTR, SS, OPP PT, 2 SLOTS, 8-1/2" ON CTR, PT SIDE |
| RHF1145   | 11-13/16 X 14-9/32 X 11/32, PT, CTR, LS, 2 SLOTS, 9-9/32" ON CTR, PT SIDE                    |

Order No. Dim. In. L x W x Thick.

|         |                                      |
|---------|--------------------------------------|
| RHF1147 | 11-7/8 X 14-11/32 X 3/8, PT, CTR, LS |
| RHF1148 | 11-7/8 X 17-11/32 X 3/8, PT, CTR, LS |
| RHF1301 | 20 x 13 x 1/2                        |

## GREASE FILTERS

Washable



For use in over-the-counter microwave ovens. Features aluminum frame and expanded aluminum foil media. 3/32" thick.

| Order No. | Dim. In. L x W |
|-----------|----------------|
| RHF0503   | 7-5/8 x 5-1/16 |
| RHF0702   | 9-1/2 x 7-1/4  |
| RHF0715   | 9-1/16 x 7-3/4 |

## GREASE & ODOR FILTERS

Disposable

For use in ductless range hoods and over-the-counter microwave ovens. Features aluminum frame and expanded aluminum foil and polysorb carbon media.

Note: Not washable.



| Order No. | Dim. In. L x W x Thick.            |
|-----------|------------------------------------|
| RHP0303   | 3-9/16 X 8-5/16 X 3/8              |
| RHP0601   | 11-1/8 x 6-1/8 x 3/8               |
| RHP0801   | 9-1/2 x 8 x 7/16                   |
| RHP0802   | 8-7/16 X 11-1/4 X 3/8, PT, CTR, LS |
| RHP0804   | 10-1/2 x 8-3/4 x 7/16              |
| RHP0807   | 8-15/16 X 10-1/2 X 3/32            |
| RHP0808   | 10-1/2 x 8-15/16 x 3/32            |
| RHP1002   | 10-13/16 X 13-5/16 X 3/32          |
| RHP1102   | 17-1/16 x 11-7/16 x 3/8            |

Electrolux & Frigidaire

GE & Hotpoint

Whirlpool & Maytag

Cooking & Gas Products

Dishwasher, Disposer & Water Heater

Laundry

Refrigeration

Fittings, Venting & Installation

Electrical

Plumbing

Property Maintenance

Motors

HVAC/R

Chemicals

Charging, Recovery & Welding

Test Equip., Tools & Service Acc.

# Grease, Odor & Aluminum Filters



## GREASE FILTERS

Washable



For use in ducted range hoods. Features aluminum frame, expanded aluminum foil media and integral light lens.

| Order No. | Dim. In.<br>L x W x Thick.              |
|-----------|---|
| RLF0702   | 7-5/8 X 14-1/8 X 3/8, S4, HOLE, CTR, SS |
| RLF0901   | 12 x 9 x 5/16                           |
| RLF1001   | 11-7/8 x 10 x 3/32                      |
| RLF1003   | 16-9/16 x 10-1/8 x 1/2                  |
| RLF1006   | 10-3/4 x 11-3/4 x 3/8, S4               |
| RLF1009   | 13-1/2 x 10 x 3/8                       |
| RLF1016   | 11-13/16 x 10-13/16 x 1/2               |
| RLF1101   | 11-11/32 x 11 x 3/8                     |
| RLF1102   | 17 x 11 x 3/8                           |
| RLF1103   | 17 x 11 x 1/2                           |
| RLF1104   | 11-3/8 x 11-3/8 x 3/8                   |
| RLF1105   | 13-15/32 x 11-11/16 x 3/8               |
| RLF1107   | 16-3/16 x 11-11/16 x 3/8                |
| RLF1109   | 12 x 11 x 3/8                           |
| RLF1114   | 11-3/4 x 11-7/16 x 3/8                  |
| RLF1123   | 11-3/4 x 11-3/8 x 3/8                   |
| RLF1125   | 11-3/4 x 11-1/2 x 3/8                   |
| RLF1128   | 11-3/4 x 11-1/2 x 3/8                   |
| RLF1701   | 17-3/8 x 17 x 3/8                       |

## GREASE & ODOR FILTERS

Disposable



For use in ducted and ductless range hoods. Features aluminum frame, expanded aluminum foil and polysorb carbon media and integral light lens. 3/8" thick.

Note: Not washable.

| Order No. | Dim. In.<br>L x W  |
|-----------|--------------------|
| RLP1002   | 11-3/4 x 10-3/4    |
| RLP1102   | 11-13/16 x 11-7/16 |

## GREASE FILTERS

Round – Washable

For use in ducted and ductless range hoods and over-the-counter microwave ovens. Features aluminum frame and expanded aluminum foil media. 3/32" thick.



| Order No. | Dia. In. |
|-----------|----------|
| RRF0903   | 9-1/2    |
| RRF1102   | 11-1/2   |

## GREASE FILTERS

Washable



For use in ducted range hoods. Features aluminum frame, expanded aluminum foil media and wings to allow wrapping around range hood air intake.

| Order No. | Dim. In.<br>L x W x Thick. |
|-----------|----------------------------|
| RWF0901   | 30 x 9-1/2 x 3/8           |
| RWF1001   | 24-1/4 x 10-3/4 x 3/8      |
| RWF1101   | 24-5/8 x 11-9/16 x 3/8     |
| RWF1401   | 22-1/4 x 14-1/8 x 3/8      |
| RWF1501   | 16-3/4 x 15-3/4 x 5/16     |

## GREASE & ODOR FILTERS

Disposable

For use in ductless range hoods and over-the-counter microwave ovens. Features plastic frame and expanded aluminum and polysorb carbon media. Measures 15" L x 12" W x 3/8" thick. Can be cut to size.

Note: Not washable.

| Order No. | For Use In                    |
|-----------|-------------------------------|
| RYM1215C  | Ductless range hoods          |
| RYM1215G  | Ducted range hoods            |
| RYM1215GC | Ducted & ductless range hoods |



RYM1215G



## AIR FILTERS

Charcoal – Microwave

| Order No. | Dim. In.<br>L x W x Thick. |
|-----------|----------------------------|
| 80QBP3728 | 10 x 4-3/4 x 3/8           |
| QB-220    | 11-5/8 x 7-1/16 x 3/8      |
| QB-240*   | 12-7/8 x 2-1/4 x 1/8       |
| QB-210    | 13-5/8 x 8-5/8 x 3/8       |
| QB-200    | 18-3/4 x 8 x 3/8           |
| 85QBP0104 | 7-11/16 x 4-13/16 x 3/8    |

\*Frameless.

## HUMIDIFIER FILTERS

| OEM             | Model #   | ERP #  | Type       |  |
|-----------------|---|--------|------------|--|
| Air King        | H800, H805, H810, H820, H835  | 6HB    | Belt       |  |
|                 | 300, 400, 410   | HM2    | Belt       |  |
| Aprilaire       | 110, 220, 550, 550A, 558 (10)   | A10    | Water Pad  |  |
|                 | 112, 136, 224, 440, 445, 445A, 448 (12)   | A12    | Water Pad  |  |
|                 | 350, 360, 560, 560A, 568, 600, 700, 760, 760A, 768 (35)   | A35    | Water Pad  |  |
| Autoflo         | 40, 40S, 250 (40EP)   | 4EP    | Belt       |  |
|                 | 200, 800BP, 2500 (200EP)  | A20    | Belt       |  |
|                 | 2500, 200P (200EP)  | A22W   | Belt       |  |
|                 | 97 (97EP)   | A97    | Belt       |  |
|                 | 5C-15   | SCPEP  | Water Pad  |  |
| Beaver          | 900   | HM2    | Belt       |  |
| Bemis/Waterwick | Fits 6" belt models   | 6HB    | Belt       |  |
|                 | 300, 500, 700, 3000, 5000, 7000, E23, DP3, E35 Series (1040), 3D6-100, 5D6-700, 7D6-100, B23-710, B23-810, D46-720, MA-0300, MA-0500, TD6-710           | B40-C  | Wick       |  |
|                 | 400, 4D7, 600, 4000, 6000 ED11 Series consoles (1041)   | CB41   | Wick       |  |
|                 | Spacesaver 800, 8000 console (1043)   | CB43   | Wick       |  |
|                 | H12 console, H10400 (1045)  | CB45   | Wick       |  |
|                 | 400, 4000, 600, 6000, ED11, H12 (1051)  | CB51   | Prefilter  |  |
| Bionaire        | MA0300  | B40-C  | Wick       |  |
|                 | W6, W6S, W7, W9, W9S (911D)   | CB11   | Air Filter |  |
|                 | BCM7900, BCM7910, BCM7920 (SW2002), SCM2300, SCM2310, SCM2320, SCM2400, SCM2410, SCM2420  | CB2002 | Wick       |  |
|                 | W-0210s, W-0210, W3040, W0305, W0310, W2, W2S, W6, 6s, W7, W9, W9S, 9s, 9H, W2S, C22, C33, WC0840, 2845, (900)  | CBW9   | Wick       |  |
|                 | BCM4505, BCM4509, BCM4510, BCM4530, (WFF2630)   | CBW26  | Wick       |  |
|                 | BCM645, BCM646, BCM4600, BCM5520, BCM5520RC, BCM6000, BCM6010RC, BCM7203, BCM7203RC, BCM7204, BCM720, BCM7305RC, BCM7305RCB, BCM7306, BCM7307 (BWF-100) | H100-6 | Wick       |  |
|                 | BCM-1745  | H64-C  | Wick       |  |
|                 | BCM1845, BCM1850, BCM1855   | H65-C  | Wick       |  |
|                 | BCM3600, W12, W12UC, W14, W15 (BWF1500-C), (BWF1500-UC)   | H75-C  | Wick       |  |
|                 |   |        |            |  |
| Chippewa        | 220   | A10    | Water Pad  |  |
|                 | 224, 225, 226   | A12    | Water Pad  |  |
| Comfort-Aire    | HCF10, HCF12, HCF120, HCF15   | 6HB    | Belt       |  |
| Coolerator      | Fits 5-1/4" belt models   | 6HB    | Belt       |  |
| Coronado        | 1435, 1439, 1446, 1448, 1449, 1452, 1457, 1459, 1462, 4263, 4264, 4265, 4268, 4269  | 6HB    | Belt       |  |
| Crosley         | C4026, C4033, C4034, C4038, C4039   | 6HB    | Belt       |  |
| Duracraft       | DH803, DH804, DH805, DH806, DH807, DH815, DA1007 (AC-809)   | D09-C  | Wick       |  |
|                 | DH821, 822, 823, 824 (AC-811) (HC-811)  | D11-C  | Wick       |  |
|                 | DH830, 832 (AC-813)   | D13-C  | Wick       |  |
|                 | DH836, 837, 837B, 950 (AC-814)  | D14-C  | Wick       |  |
|                 | DH301, DH831, DH8000, DH8002, DH8003, DH8004, DH8005 (AC-818), DH1172, DH11421, DH14122, DH14803, DH14804, DH29576, DH31913, DH31915                    | D18-C  | Wick       |  |
|                 | DH8000, 02, 03, 04, 05 (AC-819) (HC-819)  | D19-C  | Wick       |  |
|                 | DCM200, DH888, DH890, DH890C, DCM891B, DCM891S, HCM890 (AC-888) (HC-888)  | D88    | Wick       |  |
|                 | DH779, DH799, DH800, DH801, DH812, DH840, DH7800, DA1005 (AC-801)   | DU3-C  | Wick       |  |
|                 |   |        |            |  |
|                 |   |        |            |  |

| OEM  | Model #   | ERP #  | Type      |
|--|---|--------|-----------|
| Edison   | 19A, 19B, 20A, 29A, 29B, 39B, 49A, 49B, 59B, 79A, 434101, 534081, 534101, 534121, 534142, 534151, 534171, 9A11G-A, 9A12G-A, 9A14G-A, 9A12M-A, 9A15G-A, 9B-05MA, 9B08G-A, 9B08M-A, 9B10C-A, 9B11C-A, HJ08-A, HJ08B | 6HB    | Belt      |
|  | Fits 4-3/4" belt models   | ED4    | Belt      |
|  | Fits 5-1/4" belt models   | ED5    | Belt      |
| Emerson  | HD500, HD5000, HD6200, HD1205, HD1211, HD2412, HD7005 (HDC-2R), HD7002, (HDC-411)   | E2R    | Wick      |
|  | MA0950, MA09500, MA1200, MA1201, MA12000, MA12001, MA12010 (MAF-1)  | EF1    | Wick      |
|  | MA0600, MA0800, MA08000 (MAF-2)   | EF2    | Wick      |
|  | 750, 755, 850, 7500, 8500, HD-03W, 04W (HDC-3T)   | EPT    | Wick      |
|  | HD230, HD1100, HD1102, HD1200, HD1202, HD1204, HD1212, HD1214, HD1300, HD1301, HD1303, HD1305, HD1405, HD1406, HD1407, HD1300W (HDC-12) (HDC-23)  | ES12   | Wick      |
|  | HD07W, HD08WV, HD08W, HD10W, HD12WV, HD12W, HD13W, HD14W, HD15W, HD6000, HD8000, HD8001, HD50000, HD60002 (HDC-1)   | ESW-C  | Wick      |
| HD200, 300, 400 (HDF-1), HD1021                                    | K01   | Wick   |           |
| Envirozize   | 63-1508   | HW500  | Wick      |
| Field Controls   | 90 (FM90)   | LS603  | Belt      |
| GE   | 106609, 106663, 106763  | H65-C  | Wick      |
| General  | 709, 709R, 709L, 990, 1040, 1040L, 1040LH, 1040R, 1042, 1042DME, 1042L, 1042-L, 1042LH, 1042R, 1137 (990-13), 1137R, SL-16  | G13    | Water Pad |
|  | 1099, 1099L, 1099LH, 1099R, 950 Elite(1099-20)  | G20    | Water Pad |
|  | 65, 67, 81  | HM2    | Belt      |
| Gerry  | Model 650   | H55-C  | Wick      |
|  | 05518, 05519 (05910)  | H62/85 | Wick      |
|  | 05520, 05221 (05920)  | H64-C  | Wick      |
|  | 4D, 200D, 400D, 800D  | HM2    | Belt      |
| Graco  | 2H02  | H64-C  | Wick      |
| Green Humidifiers  | 2500  | GH25W  | Wick      |
|  | 3200  | GH32W  | Wick      |
| Halls  | HLS1300, HLS1400  | H62/85 | Wick      |
| Hamilton   | 05520, 05221, (05920)   | HC64-C | Wick      |
|  | 4D, 98, 200D, 310, 400, 400D, 800D, 4000  | HM2    | Belt      |
| Holmes/Family Care   | HM630, HM729, HM729G, HM4600, HM6000, HM6000RC, HM5005, HM6600, HM7203, HM7203RC, HM7204, HM7207, HM7305, HM7305RC, HM7306, HM7306RC, HM7405, HM7405RC, HM7808 (HWF-100) (#E)                                     | H100-6 | Wick      |
|  | HM-1550, 1555 (HWF-4S)  | H45-C  | Wick      |
|  | HM-250, HM-405, HM-406, HM-2000, HM1000, HM1025, HM1050 (HWF-5S)  | H55-C  | Wick      |
|  | HM275, HM1230, HM1245, HM1275, HM1280, HM1281, HM1285, HM1290, HM1295, HM1296, HM1297, HM1450, HM1700, HM1701, HM1740, HM1760, HM1761, HM1910, HM2005, HM2025, HM2030, HM2408, HM2409 (HWF-62) (#A)               | H62/85 | Wick      |
|  | HM-1645, 1730, 1745, 1746, 1750, 2200, 2220 (HWF-64)  | H64-C  | Wick      |
|  | HM-1800, 1840, 1845, 1850, 1851, 1855, 1865, 1888, 1889, 1975, 2059, 2060W, 2090, 3000, NOTE: 3800 & 3850 need 3 filters<br>NOTE: 4000 needs 4 filters  | H65-C  | Wick      |
| HM-850, 3400, 3500, 3600, 3640, 3641, 3650, 3655 (HWF-75) (HWF221) | H75-C   | Wick   |           |
| HomeLine   | 400   | HM2    | Belt      |

Electrolux & Frigidaire

GE & Hotpoint

Whirlpool & Maytag

Cooking & Gas Products

Dishwasher, Disposer & Water Heater

Laundry

Refrigeration

Fittings, Venting & Installation

Electrical

Plumbing

Property Maintenance

Motors

HVAC/R

Chemicals

Charging, Recovery & Welding

Test Equip., Tools & Service Acc.



# ERP Humidifier Filters

## HUMIDIFIER FILTERS

| OEM                                | Model #  | ERP #   | Type       |
|------------------------------------|--|---------|------------|
| Honeywell/<br>Enviraicare          | HE220A/B, HE225A/B (HC22A)   | A10     | Water Pad  |
|                                    | HC26A 1008, HC26E1004, HE260, HE260A/B, HE265, HE265A/B, HE360, HE360A/B, HE365, HE365A/B, ME360 (HC26A)   | A35     | Water Pad  |
|                                    | HCM-25 (HAC-506)   | D13-C   | Wick       |
|                                    | HCW-3040 (HAC-514)   | D14-C   | Wick       |
|                                    | HCM890, HCM890B, HCM890C, HCM890-20 (AC-888)   | D88     | Wick       |
|                                    | HCM-3060, HCM88C (HAC-801)   | DUJ-3-C | Wick       |
|                                    | HCM6009, HCM6011, HCM6011i, HCM6011ww, HCM6012, HCM6012i, HCM6013, HCM6013i  | H75-C   | Wick       |
|                                    | HCM6009, HCM6011i, HCM6011ww, HCM6012i, HCM6013i   | HW14    | Air Filter |
|                                    | HCM300T, HCM310T, HCM315T, HCM330T, HCM350, HCM350B, HCM530, HCM535, HCM535-20, HCM540, HCM550, HCM550-19, HCM551, HCM560, HCM630, HCM631, HCM632, HCM632TG, HCM635, HCM640BW, HCM645, HCM646, HCM650, HCM710, HCM650M250i                                     | HW500   | Wick       |
|                                    | Humid-Aire   | Neptune | A12        |
| Hunter                             | 32300 (31913), 32350, 32500, 32501, 32505, 32507, 34500, 34997, (31915)  | D18-C   | Wick       |
|                                    | 32200, 38200 (31911)   | H62/85  | Wick       |
|                                    | 32502, 32509, 32512, 32512A, 32517 (31920)   | HN1920  | Wick       |
|                                    | 33200, 33203, 33230, 33232, 33250, 33251, 33252, 33255, 33257, 33280, 33282, 33283, 33288, 37200, 37203, 37232, 37250, 37251, 37252, 37407 (31942), GF-240   | HN1942  | Wick       |
|                                    | 16286, 33300, 33301, 33331, 33350, 34301, 34302, 34331, 34332, 34351, 34352, 34355, 34356, 34357, 34999, 37300, 37350 (31943) (31953)  | HN1943  | Wick       |
|                                    | 33116, 33119 (31948)   | HN1948  | Wick       |
|                                    | 35617, 36316, 36317, 36516, 36517 (31947) (31949)  | HN1949  | Wick       |
| 33201, 33202, 33222, 33223 (31952) | HN1952   | Wick    |            |
| Kaz                                | RCM832, RCM832N (WF813)  | D13-C   | Wick       |
|                                    | 3000, 3300, 3400, EV710 (WF1)  | K01     | Wick       |
| Kenmore/Sears                      | 14803, 14804   | D18-C   | Wick       |
|                                    | 14102  | D09-C   | Wick       |
|                                    | 14108 (1478)   | DUJ3-C  | Wick       |
|                                    | 14407, 14451, 1442, 29974 (14909), 14416, 14413 (needs 4 filters) (14912)  | E2R     | Wick       |
|                                    | 144105, 144106, 144107, 14410, 14411, 14415, 144116, 144117, 144118, 14906, 154120, 15412, 29979, 29980, 29981, 29982, 299795, 299796C, 299805C, 299810, 299811, 299812C, 299825C (14906)  | EF1     | Wick       |
|                                    | 15408, 154080, 17006, 29706, 29988, 29880C   | EF2     | Wick       |
|                                    | 14415, 14417, 14452, 14453, 14454, 14911, 144150, 144151, 144170, 144171, 144520, 144521, 144522, 144523, 144530, 144531, 144532, 144533 (14911), 154140, 154200, 14452, 14453, 14454, 1445630, 299751C, 299752C, 299870C                                      | ES12    | Wick       |
|                                    | 14012, 14106, 14160, 14408, 14412, 14414, 14420, 14424, 14808, 29966, 29967, 29968, 29969, 29970, 29971, 29974, 29976, 140120, 120130, 140131, 140140, 141060, 141062, 144080, 144100, 144120, 148080, 140101, 140120, 140130, 144240, 299661, 299661C (HDC-1) | ESW-C   | Wick       |
|                                    | 14701 (14711)  | LS11    | Water Pad  |
|                                    | 14601  | LS603   | Air Filter |

| OEM                 | Model #   | ERP #                                  | Type      |
|---------------------|---|--|-----------|
| Lasko               | 550L, 5000L   | A10                                    | Water Pad |
|                     | 400L, 900   | HM2                                    | Belt      |
|                     | 1100, 1120 (THF11)  | L11-C                                  | Wick      |
|                     | 1000, 1050, 1150, 1155 (CHF50)  | L15                                    | Wick      |
|                     | 1115 (THF15)  | L115                                   | Wick      |
|                     | 1128, 1129 (THF8) (2010870)   | L8-C                                   | Wick      |
|                     | Lav   | 442095-1, 44-2095-1, VA14, VA3300, VA8 | LS603     |
| Leigh               | 1100  | 4EP                                    | Belt      |
| Little Giant        | LGH, PB-S1, P1  | 4EP                                    | Belt      |
| Lobb                | WA-2700, WA-1, WA-2, AD-1   | HM2                                    | Belt      |
|                     | LOBB WA-2700 (OLD WA-1)   | 134LOBB                                | Water Pad |
|                     | LOBB WS-3300  | 729LOBB                                | Water Pad |
|                     | LOBB FT-20  | 424LOBB                                | Water Pad |
| McGraw Edison       | Fits 5-1/4" belt models   | 6HB                                    | Belt      |
| Montgomery Ward     | LN 6024, LN 6030, LN 6032, LN 6034, LN 6040, LN 6041, LN 6043, LN 6044, LN 6050, LN 6051, LN 6053, LN 6054, LN 6062, LN6151   | 6HB                                    | Belt      |
|                     | LN 6024, LN 6034, 4-3/4" belt models  | ED4                                    | Belt      |
|                     | LN 6030, LN 6032, LN 6040, LN 6041, LN 6043, LN 6044, LN 6050, LN 6051, LN 6053, LN 6054, LN 6062, LN6151, 5-1/4" belt models | ED5                                    | Belt      |
| Nature's Way        | WH350, WH400, WH450   | WF101-AL                               |           |
| Robitussin          | DH835   | HW500                                  | Wick      |
| Skuttle             | 90, 905, 109, 190, H1005  | HM2                                    | Belt      |
| Sunbeam             | SCM2300, SCM2310, SCM2320, SCM2400, SCM2410, SCM2420 (SW2002)   | CB2002                                 | Wick      |
|                     | SCM1702 (SF212)   | H62/85                                 | Wick      |
|                     | SCM1746, SCM1747 (SF213)  | H64-C                                  | Wick      |
|                     | SCM1895, SCM1896, SCM1866 (SF206)   | H65-C                                  | Wick      |
|                     | SCM3501, SCM3502, SCM3609, SCM3656, SCM3657 (SF221)   | H75-C                                  | Wick      |
|                     | SCM630, SCM631, SCM7808, SCM7809 (SF235)  | H100-6                                 | Wick      |
|                     | 1118, 1119, 1120  | HW500                                  | Wick      |
|                     | Thomas A. Edison  | E19, 29, 39, 49, 59, 79, NL60          | 6HB       |
| Toastmaster         | Fits 4-3/4" belt models   | 6HB                                    | Belt      |
| Thermolec           | 500/550/Pro 600   | A10                                    | Water Pad |
| Vaporall            | Fits 4-1/4" & 5" belt models  | 6HB                                    | Belt      |
| Vicks               | V3100, V3500, V3500N, V3600, V3700, V3800, V3850, V3850JUV, V3900   | HW500                                  | Wick      |
| Vornado             | 221, 232, 421, 432, 3120-900 (MD1-0002)   | H55-C                                  | Wick      |
| W.C. Wood           | WH10-GA, WH12-GB, WH12-GE   | 6HB                                    | Belt      |
| Wait                | 905, 900, PRO-100   | HM2                                    | Belt      |
| Walton              | 600, 620, 660 (PLMD)  | A12                                    | Water Pad |
| Ward                | 24, 700, 58518, 58536   | HM2                                    | Belt      |
| West Bend           | 4009, 4017 (4016) (4036) & 4-1/2", 5", 6" belt models   | 6HB                                    | Belt      |
| White-Westing-house | Fits 4-1/4" & 5" belt models  | 6HB                                    | Belt      |
|                     | WWHM1230, WWHM1285, WWHM1290, WWHM1600 (WWH-620)  | H62/85                                 | Wick      |
|                     | WWH640, WWHM1645 (WWH640), WWHM1750, WWHM1750ZE   | H64-C                                  | Wick      |
|                     | WWHM1840, WWHM2090ZE  | H65-C                                  | Wick      |
|                     | HF221, WWHM3300, WWHM3350, WWHM3600 (WWH35), WWHWF75ZE  | H75-C                                  | Wick      |
|                     | WWL11   | L11-C                                  | Wick      |

**HUMIDIFIER FILTERS**


**WATER PAD**



**BELT FILTERS**



**WICK FILTERS**



**AIR CLEANER - AIR PURIFIERS - FURNACE FILTER STYLES**



Electrolux & Frigidaire

GE & Hotpoint

Whirlpool & Maytag

Cooking & Gas Products

Dishwasher, Disposer & Water Heater

Laundry

Refrigeration

Fittings, Venting & Installation

Electrical

Plumbing

Property Maintenance

Motors

HVAC/R

Chemicals

Charging, Recovery & Welding

Test Equip., Tools & Service Acc.



## AIR CLEANER - AIR PURIFIER - FURNACE FILTERS

| OEM                       | Models  | ERP #  | Type       |
|---------------------------|---|--------|------------|
| Aprilaire                 | See Spaceguard  |        |            |
| Honeywell/<br>Enviraicare | 12500(EV-25), 10000, 11000, 11502, 12000, 12520, 13000, 13500(EV-35), 13501, 13503(EV-35B), 13520, 13523, 13525, 13530, 13531, 14000, 17000, 17400, 18000, 33002, 40000, 43300, 50000, 52500, 60000, 62500, 63200, 63500, (34002) | 14ALL* | Prefilter  |
|                           | 110 Series, 10700, 10715 (19700)  | E197   | HEPA       |
|                           | 13350, 13500, 13501, 13502, 13503, 13520, 13526, 13528, 52500, 63500 (24000)  | E240   | HEPA       |
|                           | 50300, 53000, 53001, 64500, (29500)   | E295   | HEPA       |
|                           | 203719 (15-3/4" x 24-3/4" x 4-3/8")   | HW1625 | Air Filter |
|                           | 203720 (20" x 24-7/8" x 4-1/4")   | HW2025 | Air Filter |
| Pollenex                  | PA300, PA330, PA500, PA550, AT100, AT102, HA103, (FP30, FP50, FP105)  | 14ALL* | Prefilter  |
| Sears/<br>Kenmore         | 32-83134, 155, 176, 231, 235, 236, 237  | 14ALL* | Prefilter  |
|                           | 53000, 53001, 64500, 83163, 83168   | E295   | Air Filter |
| Spaceguard                | 2400 (401)  | SG4    | Air Filter |
|                           | 2200, 2250 (201)  | SGM    | Air Filter |
| Sunbeam                   | 2590  | 14ALL* | Prefilter  |
| Universal                 | One for all 16" x 48" cut to fit charcoal prefilter   | 14ALL* | Prefilter  |

\*Universal cut to fit

### Universal Adjustable Furnace Filter

#### Part No. WEB-1

- Two-phase electrostatic filter system traps dust, mold spores, animal dander and pollen
- Traps over 90% of particles ranging from 0.245 to 80 microns
- Laboratory tested and guaranteed
- Fully adjustable to fit standard sizes from 14" x 20" to 20" x 25", 1" thick

#### Electrostatic High Efficiency Washable Filter



**WASHABLE & REUSABLE!**



### Expand-A-Pleat Expandable Furnace Filter

- No assembly required
- Low pressure drop
- Electrostatically charged
- Removes pet dander
- Material - MERV 8
- Made in the USA
- Captures airborne allergens & particulates

- Part No. EP2002** 24" x 12" - 18"
- Part No. EP2003** 25" x 12" - 20"
- Part No. EP2004** 16" x 20" - 32"
- Part No. EP2005** 20" x 20" - 32"
- Part No. EP2006** 24" x 20" - 32"
- Part No. EP2007** 25" x 20" - 32"



Adjustable frame easily slides to fit central air system without using scissors or other tools



Each filter is clearly printed to make it easy to find desired size



Expanded metal supports each pleat and ensures the filter maintains its shape even in high velocity central air systems



Locking tab slides into place to securely hold the filter at selected size.

# Receptacles, Switches & Wallplates



## RECEPTACLES

### Duplex – GFCI



Features test and reset buttons and circuit indicator light. 125V, 60Hz. Includes faceplate. UL listed.

| Order No. | Amps           | Color |
|-----------|----------------|-------|
|           | <b>15 Amp</b>  |       |
| 62167     |                | White |
| 62168     |                | Ivory |
|           | <b>20 Amp*</b> |       |
| 62177     |                | White |
| 62178     |                | Ivory |

\* Meets UL 2008 standard.

## RECEPTACLES

### Duplex



15A, 125V. UL listed.

| Order No. | Color |
|-----------|-------|
| 62023     | White |
| 62024     | Ivory |

## RECEPTACLES

### Duplex – Deco

15A, 125V. UL listed.



| Order No. | Color |
|-----------|-------|
| 62025     | White |
| 62026     | Ivory |

## WALL SWITCH/RECEPTACLES

### Single Pole



15A, 125V. UL listed.

| Order No. | Color |
|-----------|-------|
| 62078     | White |
| 62079     | Ivory |

## WALL SWITCHES

### Single Pole



Features side and push-in wiring for easy installation; push-in terminals accept 14 AWG wire. Captive mounting screws. 120V. UL listed.

| Order No. | Amps                    | Color |
|-----------|-------------------------|-------|
|           | <b>Standard</b>         |       |
| 62040     | 15                      | White |
| 62041     | 15                      | Ivory |
| 62044     | 20                      | White |
| 62045     | 20                      | Ivory |
|           | <b>Standard – 3-Way</b> |       |
| 62046     | 20                      | White |
| 62047     | 20                      | Ivory |
|           | <b>Deco</b>             |       |
| 62042     | 15                      | White |
| 62043     | 15                      | Ivory |
|           | <b>Deco – 3-Way</b>     |       |
| 62048     | 15                      | White |
| 62049     | 15                      | Ivory |

## WALLPLATES

### Duplex




Plastic construction with captive mounting screws. UL listed.

| Order No. | Desc.           | Color |
|-----------|-----------------|-------|
|           | <b>Standard</b> |       |
| 62027     | Single gang     | White |
| 62028     | Single gang     | Ivory |
| 62033     | Two gang        | White |
| 62034     | Two gang        | Ivory |
|           | <b>Midi</b>     |       |
| 62029     | Single gang     | White |
| 62030     | Single gang     | Ivory |
| 62037     | Two gang        | White |
| 62039     | Two gang        | Ivory |
|           | <b>Jumbo</b>    |       |
| 62031     | Single gang     | White |
| 62032     | Single gang     | Ivory |

## WALLPLATES

### Combination



Two gang design. Plastic construction with captive mounting screws. UL listed.

| Order No. | Color  |
|-----------|--|
|           | <b>Toggle Switch &amp; Duplex Receptacle</b> |
| 62082     | White  |
| 62083     | Ivory  |
|           | <b>Toggle &amp; Deco Switch</b>              |
| 62084     | White  |
| 62085     | Ivory  |

Electrolux & Frigidaire

GE & Hotpoint

Whirlpool & Maytag

Cooking & Gas Products

Dishwasher, Disposer & Water Heater

Laundry

Refrigeration

Fittings, Venting & Installation

Electrical

Plumbing

Property Maintenance

Motors

HVAC/R

Chemicals


Charging, Recovery & Welding

Test Equip., Tools & Service Acc.

# Wallplates & Outlets



## WALLPLATES



Plastic construction with captive mounting screws. UL listed.

| Order No.       | Desc.       | Color |
|-----------------|-------------|-------|
| <b>Standard</b> |             |       |
| 62050           | Single gang | White |
| 62051           | Single gang | Ivory |
| 62056           | Two gang    | White |
| 62057           | Two gang    | Ivory |
| 62060           | Three gang  | White |
| 62061           | Three gang  | Ivory |
| 62064           | Four gang   | White |
| 62065           | Four gang   | Ivory |
| <b>Midi</b>     |             |       |
| 62052           | Single gang | White |
| 62053           | Single gang | Ivory |
| 62058           | Two gang    | White |
| 62059           | Two gang    | Ivory |
| <b>Jumbo</b>    |             |       |
| 62054           | Single gang | White |
| 62055           | Single gang | Ivory |

## WALLPLATES

Blank



Plastic construction with captive mounting screws. UL listed.

| Order No. | Desc.       | Color |
|-----------|-------------|-------|
| 62074     | Single gang | White |
| 62075     | Single gang | Ivory |
| 62076     | Two gang    | White |
| 62077     | Two gang    | Ivory |

## WALLPLATES

Deco



Plastic construction with captive mounting screws. UL listed.

| Order No. | Desc.       | Color |
|-----------|-------------|-------|
| 62066     | Single gang | White |
| 62067     | Single gang | Ivory |
| 62068     | Two gang    | White |
| 62069     | Two gang    | Ivory |
| 62070     | Three gang  | White |
| 62071     | Three gang  | Ivory |
| 62072     | Four gang   | White |
| 62073     | Four gang   | Ivory |

## WALL OUTLETS

Telephone



Flush Mount

Single



Round

Features 4-conductor design for use with 1- or 2-line phones. Includes screws.

| Order No. | Desc.       | Color |
|-----------|-------------|-------|
| 61001     | Flush mount | White |
| 61011     | Flush mount | Ivory |
| 61013     | Single      | White |
| 61005     | Single      | Ivory |
| 61004     | Round       | White |
| 61003     | Round       | Ivory |

## WALL OUTLETS

Coaxial Cable



Single

Dual

Includes screws.

| Order No.     | Color |
|---------------|-------|
| <b>Single</b> |       |
| 61069         | White |
| 61067         | Ivory |
| <b>Dual</b>   |       |
| 61074         | White |
| 61073         | Ivory |

## WALL OUTLETS

Combination – Cable/Phone



Features 4-conductor phone jack and coaxial cable outlet. Includes screws.

| Order No. | Color |
|-----------|-------|
| 61076     | White |
| 61075     | Ivory |

**Our customer service department has the answers you need!**

# Switches & Receptacle Covers



## SWITCHES

Quiet

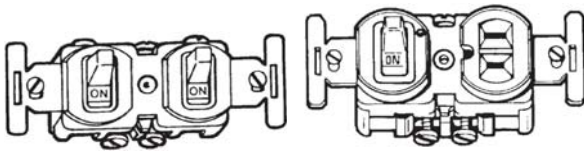


1/2HP @ 120V AC; 115V. Rated 15A; max. 12A. UL approved.

| Order No.          | Color |
|--------------------|-------|
| <b>Single Pole</b> |       |
| MA-7600            | Brown |
| MA-7601            | Ivory |
| MA-7648            | White |
| <b>Three Way</b>   |       |
| MA-7602            | Brown |
| MA-7603            | Ivory |
| MA-7649            | White |

## SWITCHES

Duplex



MA-7624, MA-7650 & MA-7651

MA-7625, MA-7652 & MA-7653



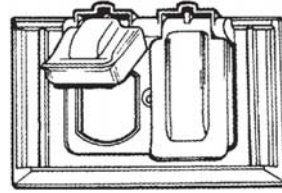
MA-7626, MA-7654 & MA-7655

15A. UL approved.

| Order No.            | Desc.                                  | Color |
|----------------------|--|-------|
| <b>125 Volts</b>     |  |       |
| MA-7625              | 2P 3W grounding receptacle             | Ivory |
| MA-7652              | 2P 3W grounding receptacle             | Brown |
| MA-7653              | 2P 3W grounding/125V receptacle        | White |
| <b>120-277 Volts</b> |  |       |
| MA-7624              | Single pole switch                     | Ivory |
| MA-7650              | Single pole switch                     | Brown |
| MA-7651              | Single pole switch                     | White |
| MA-7626              | Single pole switch w/ 120V pilot light | Ivory |
| MA-7654              | Single pole switch w/ 120V pilot light | Brown |
| MA-7655              | Single pole switch w/ 120V pilot light | White |

## PROTECTIVE RECEPTACLE COVERS

Duplex

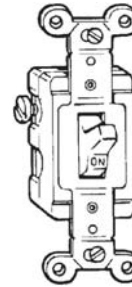


For use in wet locations. Features plastic snap covers. UL and CSA approved.

| Order No. | Desc.                   |
|-----------|-------------------------|
| MA-7621   | Duplex receptacle cover |

## SWITCHES

Quiet Heavy-Duty



20A. 120-277V AC. UL approved.

| Electrical Specifications |        |
|---------------------------|--------|
| HP@ 240V AC               | Max. A |
| 1                         | 12     |
| 2                         | 16     |

| Order No.          | Color |
|--------------------|-------|
| <b>Double Pole</b> |       |
| MA-7604            | Brown |
| MA-7656            | White |
| MA-7611            | Ivory |
| <b>Single Pole</b> |       |
| MA-7605            | Brown |
| MA-7606            | Ivory |
| MA-7657            | White |
| <b>Three Way</b>   |       |
| MA-7607            | Brown |
| MA-7608            | Ivory |
| MA-7658            | White |

Electrolux & Frigidaire

GE & Hotpoint

Whirlpool & Maytag

Cooking & Gas Products

Dishwasher, Disposer & Water Heater

Laundry

Refrigeration

Fittings, Venting & Installation

Electrical

Plumbing

Property Maintenance

Motors

HVAC/R

Chemicals

Charging, Recovery & Welding

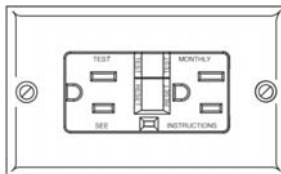
Test Equip., Tools & Service Acc.

# Receptacles & Steel Covers



## DUPLEX RECEPTACLES

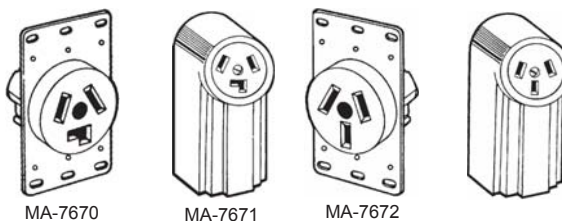
GFI



Features ground fault circuit interrupters. 15A. 125V. Nema 5-15. UL approved.

| Order No. | Color |
|-----------|-------|
| MA-7518   | White |

## DRYER & RANGE RECEPTACLES

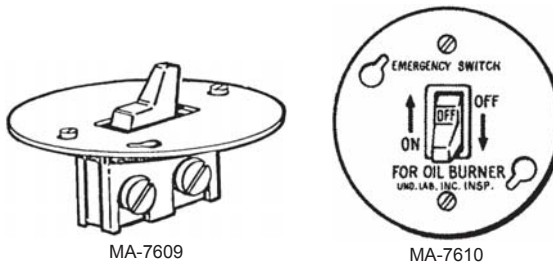


125/250V. UL approved.

| Order No.            | Type       | Color | Mount   | Amps |
|----------------------|------------|-------|---------|------|
| <b>3-Prong Dryer</b> |            |       |         |      |
| MA-7670              | Nema 10-30 | Brown | Flush   | 30   |
| MA-7671              | Nema 10-30 | Black | Surface | 30   |
| <b>3-Prong Range</b> |            |       |         |      |
| MA-7672*             | Nema 10-50 | Black | Flush   | 50   |
| MA-7673              | Nema 10-50 | Black | Surface | 50   |
| <b>4-Prong</b>       |            |       |         |      |
| MA-1257*             | Nema 14-30 | Black | Flush   | 30   |
| MA-1225              | Nema 14-30 | Black | Surface | 30   |
| MA-1258*             | Nema 14-50 | Black | Flush   | 50   |
| MA-1212*             | Nema 14-50 | Black | Surface | 50   |

\* CSA approved.

## STEEL COVERS



4" round with toggle.

| Order No. | Desc.                  |
|-----------|------------------------|
| MA-7609   | Aluminum sprayed cover |
| MA-7610   | Red, oil burner cover  |

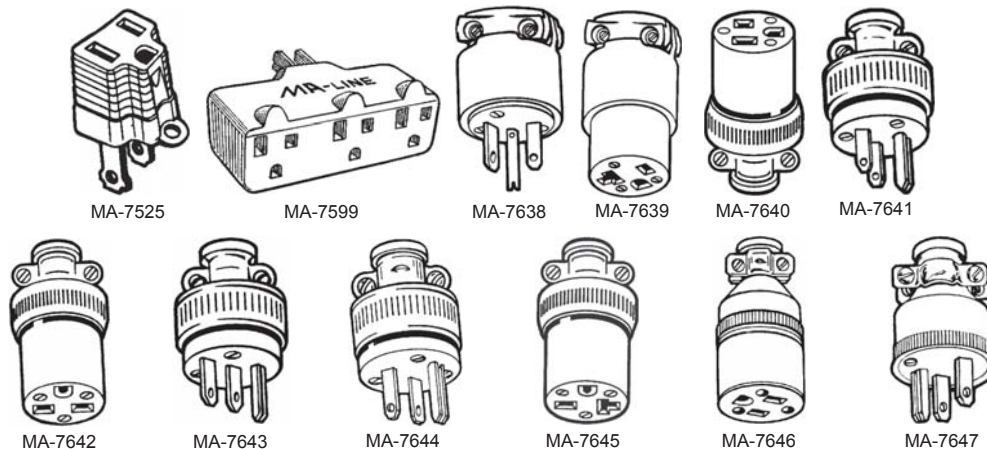


# Plugs, Connectors & Adapters



## PLUGS, CONNECTORS & ADAPTERS

### Straight Blade



| Order No.      | Desc.  | Certifications           | Amps | Volts |
|----------------|--|--------------------------|------|-------|
| <b>MA-7525</b> | 3-Wire receptacle to 3-wire grounding outlet, gray vinyl | UL listed                | 15   | 125   |
| <b>MA-7599</b> | Tri-Tap, Nema 1-15                                       | -                        | 15   | 125   |
| <b>MA-7638</b> | Viny plug, Nema 5-20, yellow                             | UL listed & CSA approved | 20   | 125   |
| <b>MA-7639</b> | Vinyl plug connector, Nema 5-20, yellow                  | UL listed                | 20   | 125   |
| <b>MA-7640</b> | Vinyl armored connector, Nema 5-15, yellow               | UL listed & CSA approved | 15   | 125   |
| <b>MA-7641</b> | Vinyl armored plug, Nema 5-15, yellow                    | UL listed & CSA approved | 15   | 125   |
| <b>MA-7642</b> | Vinyl armored connector, Nema 6-15, yellow               | UL listed & CSA approved | 15   | 250   |
| <b>MA-7643</b> | Vinyl armored plug, Nema 6-15, yellow                    | UL listed & CSA approved | 15   | 250   |
| <b>MA-7644</b> | Vinyl armored plug, Nema 6-20, yellow                    | UL listed & CSA approved | 20   | 250   |
| <b>MA-7645</b> | Vinyl armored connector, Nema 6-20, yellow               | -                        | 20   | 250   |
| <b>MA-7646</b> | Rubber round handle connector, Nema 5-15, black          | UL listed                | 15   | 125   |
| <b>MA-7647</b> | Rubber plug, round handle, Nema 5-15, black              | -                        | 15   | 125   |

**We are continually  
adding new products.  
Call us with your  
inquiries.**

Electrolux  
& Frigidaire

GE  
& Hotpoint

Whirlpool  
& Maytag

Cooking  
& Gas  
Products

Dishwasher,  
Disposer &  
Water Heater

Laundry

Refrigeration

Fittings,  
Venting &  
Installation

Electrical

Plumbing

Property  
Maintenance

Motors

HVAC/R

Chemicals

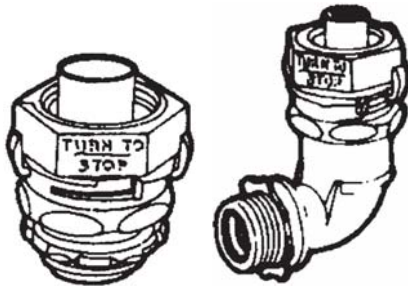
Charging,  
Recovery  
& Welding

Test Equip.,  
Tools &  
Service Acc.

# Conduit & Heat Shrink Tubing



## LIQUID TIGHT CONNECTORS



Straight

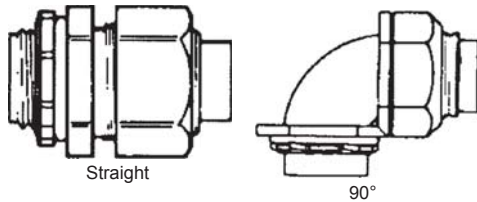
90°

For use with metallic or non-metallic liquid tight conduit. Type B die cast zinc aluminum construction.

| Order No.       | Size In. | Pkg. Qty. |
|-----------------|----------|-----------|
| <b>Straight</b> |          |           |
| MA-E50A         | 1/2      | 25        |
| MA-E75          | 3/4      | 25        |
| <b>90°</b>      |          |           |
| MA-E5090A       | 1/2      | 25        |
| MA-E7590        | 3/4      | 25        |

## LIQUID TIGHT FITTINGS

Non-Metallic



Straight

90°

| Order No.       | Size In. | Pkg. Qty. |
|-----------------|----------|-----------|
| <b>Straight</b> |          |           |
| MA-LC43D*       | 1/2      | 25        |
| MA-LC43E*       | 3/4      | 25        |
| <b>90°</b>      |          |           |
| MA-LC20D*       | 1/2      | 10        |
| MA-LC20E*       | 3/4      | 10        |

\* Screw-on.

## LIQUID TIGHT CONDUIT

Non-Metallic



100-ft. Length. UL and CSA listed.

| Order No. | Dia. In. |
|-----------|----------|
| MA-15005  | 1/2      |
| MA-15007  | 3/4      |

## FLEXIBLE CONDUIT


Liquid Tight

Type ULC. 100-ft. Length. UL approved.

| Order No. | Dia. In. |
|-----------|----------|
| MA-10050  | 1/2      |
| MA-10075  | 3/4      |
| MA-10010  | 1        |



## HEAT SHRINK TUBING



4-ft. Length.

| Order No.               | Size In.       | Pkg. Qty. |
|-------------------------|----------------|-----------|
| <b>Individual Packs</b> |                |           |
| MA03383-1               | 1/8            | 10        |
| MA03385-1               | 3/16           | 8         |
| MA03387-1               | 1/4            | 7         |
| MA03389-1               | 3/8            | 6         |
| MA03391-1               | 1/2            | 5         |
| MA03393-1               | 3/4            | 4         |
| MA03394-1               | 1              | 3         |
| <b>Assortment Packs</b> |                |           |
| MA00478-1               | 3/16, 1/4, 3/8 | 8         |
| MA00479-1               | 1/2, 3/4, 1    | 5         |
| MA00480-1               | 1/16 thru 1    | 7         |

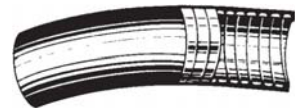
## FLEXIBLE CONDUIT

Liquid Tight

Type EFC. 100-ft. Length. Meets JIC requirements.

Note: Does not contain continuous copper ground.

| Order No. | Dia. In. |
|-----------|----------|
| MA-20050  | 1/2      |
| MA-20075  | 3/4      |
| MA-20010  | 1        |



## FLEXIBLE CONDUIT

Greenfield



100-ft. Length.

| Order No.       | Dia. In. |
|-----------------|----------|
| <b>Aluminum</b> |          |
| MA-30038        | 3/8      |
| MA-30050        | 1/2      |
| MA-30075        | 3/4      |
| <b>Steel</b>    |          |
| MA-40038        | 3/8      |
| MA-40050        | 1/2      |
| MA-40075        | 3/4      |

# Time Delay Fuses & Disconnect Boxes



## TIME DELAY FUSES

Buss – Fusetron®



Class RK5. 250V. 10/pkg.

| Order No. | Amps |
|-----------|------|
| MA-FRNR10 | 10   |
| MA-FRNR20 | 20   |
| MA-FRNR25 | 25   |
| MA-FRNR30 | 30   |
| MA-FRNR35 | 35   |
| MA-FRNR40 | 40   |
| MA-FRNR45 | 45   |
| MA-FRNR50 | 50   |
| MA-FRNR60 | 60   |

## TIME DELAY FUSES

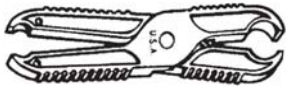
Buss – T-Plug

Dual element design. 250 Volts. 4/pkg.



| Order No. | Amps |
|-----------|------|
| MA-T15A   | 15   |
| MA-T20A   | 20   |
| MA-T30A   | 30   |

## FUSE PULLERS



For use with cartridge type fuses 0 to 200A, 250A.

| Order No. | OAL In. | Fuse Dia. In. |
|-----------|---------|---------------|
| MA-7519   | 7       | 1/2 & 3/8     |

## BUSS BOX COVERS

Provides protection for motor and switch.

| Order No. | Size In. | For Use With |
|-----------|----------|--------------|
| MA-SSU    | 2-1/4    | Handy box    |
| MA-SSY    | 4        | Square box   |

## DISCONNECTS

Square D

For outdoor use. 240V AC. Three phase. UL and CSA listed.

| Order No. | Desc.     | Amps |
|-----------|-----------|------|
| MA-60NF3  | Non-fused | 60   |
| MA-30F3   | Fused     | 30   |
| MA-60F3   | Fused     | 60   |



## METAL DISCONNECTS

World Source A/C



| Order No.   | Amps | Description |
|-------------|------|-------------|
| MA-WSNFD60A | 60   | Non-Fused   |
| MA-WSFD30A  | 30   | Fused       |
| MA-WSFD60A  | 60   | Fused       |



## DISCONNECT BOXES

Air Conditioning



For outdoor use. Features flip top door. Metal construction. Single phase. 240V AC. Nema Type 3R.

| Order No. | Amps | Desc.     | Replaces  |
|-----------|------|-----------|---|
| PDB30F    | 30   | Fused     | Diversitech DDS-30, MA-Line MA-FD30A, Mars 83316, Square D 755-30F    |
| PDB60F    | 60   | Fused     | Diversitech DDS-60, MA-Line MA-FD60A, Mars 83317, Square D 755-60F    |
| PDB60NF   | 60   | Non-fused | Diversitech DDS-60U, MA-Line MA-NFD60A, Mars 83315, Square D 755-60NF |

Electrolux & Frigidaire

GE & Hotpoint

Whirlpool & Maytag

Cooking & Gas Products

Dishwasher, Disposer & Water Heater

Laundry

Refrigeration

Fittings, Venting & Installation

Electrical

Plumbing

Property Maintenance

Motors

HVAC/R

Chemicals

Charging, Recovery & Welding

Test Equip., Tools & Service Acc.

# Copper Wire, Marker Systems, Light Bulbs & Extension Cords



## MOTOR HOOK-UP WIRE

Stranded




600V. 105C. UL listed.

| Order No.    | AWG | Lgth. Ft. |
|--------------|-----|-----------|
| <b>Red</b>   |     |           |
| MA03217-2    | 18  | 35        |
| MA03218-2    | 16  | 20        |
| MA03219-2    | 14  | 15        |
| MA03220-2    | 12  | 12        |
| MA03221-2    | 10  | 8         |
| MA03217-3    | 18  | 100       |
| MA03218-3    | 16  | 100       |
| MA03219-3    | 14  | 100       |
| MA03220-3    | 12  | 100       |
| MA03221-3    | 10  | 100       |
| <b>Black</b> |     |           |
| MA03222-2    | 18  | 35        |
| MA03223-2    | 16  | 20        |
| MA03224-2    | 14  | 15        |
| MA03225-2    | 12  | 12        |
| MA03226-2    | 10  | 8         |
| MA03222-3    | 18  | 100       |
| MA03223-3    | 16  | 100       |
| MA03224-3    | 14  | 100       |
| MA03225-3    | 12  | 100       |
| MA03226-3    | 10  | 100       |
| <b>White</b> |     |           |
| MA03227-2    | 18  | 35        |
| MA03228-2    | 16  | 20        |
| MA03229-2    | 14  | 15        |
| MA03230-2    | 12  | 12        |
| MA03231-2    | 10  | 8         |
| MA03227-3    | 18  | 100       |
| MA03228-3    | 16  | 100       |
| MA03229-3    | 14  | 100       |
| MA03230-3    | 12  | 100       |
| MA03231-3    | 10  | 100       |
| <b>Green</b> |     |           |
| MA03232-2    | 18  | 35        |
| MA03233-2    | 16  | 20        |
| MA03234-2    | 14  | 15        |
| MA03235-2    | 12  | 12        |
| MA03236-2    | 10  | 8         |
| MA03232-3    | 18  | 100       |
| MA03233-3    | 16  | 100       |

| Order No.   | AWG | Lgth. Ft. |
|-------------|-----|-----------|
| MA03234-3   | 14  | 100       |
| MA03235-3   | 12  | 100       |
| MA03236-3   | 10  | 100       |
| <b>Blue</b> |     |           |
| MA03237-2   | 18  | 35        |
| MA03238-2   | 16  | 20        |
| MA03239-2   | 14  | 15        |
| MA03240-2   | 12  | 12        |
| MA03241-2   | 10  | 8         |
| MA03237-3   | 18  | 100       |
| MA03238-3   | 16  | 100       |
| MA03239-3   | 14  | 100       |
| MA03240-3   | 12  | 100       |
| MA03241-3   | 10  | 100       |

## WIRE MARKER SYSTEMS

Mark-It



Features vinyl markers with acrylic adhesive for wire ranges from 16 gauge to 1-1/2". Dispenser protects unused labels. Temperature range: -50°F to 200°F.

### Wire Marker Systems

| Order No. | Desc.   |
|-----------|---|
| MA02148-2 | Dispenser w/ tape 0 to 9                          |
| MA02152-2 | 10-page wire marker book #1 to #45                |
| MA02153-2 | 10 page wire marker book A to Z, 0 to 15, +, -, / |

### Accessories

| Order No. | Desc.                        |
|-----------|------------------------------|
| MA02149-2 | Replacement tape roll 0 to 4 |
| MA02150-2 | Replacement tape roll 5 to 9 |
| MA02151-2 | Replacement tape roll 0 to 9 |

## POWER CORDS



Three-conductor design. 125V. Black. UL listed.

| Order No. | Desc.       | Amps | Lgth. Ft. |
|-----------|-------------|------|-----------|
| MA-09857  | 14/3 SJE00W | 15   | 6         |
| MA-09858  | 14/3 SJE00W | 15   | 9         |
| MA-09709  | 16/3 SJTW   | 13   | 9         |



## EXTENSION CORDS

Air Conditioner



Features right-angle male plug. 15A-125V. Meets OSHA specifications. 14/3 SPT3. Beige. UL listed.

| Order No. | Lgth. Ft. |
|-----------|-----------|
| MA-03532  | 6         |
| MA-03533  | 9         |



## LIGHT BULBS



Candelabra base.

| Order No. | Watts | Volts | Lgth. In. | Replaces   |
|-----------|-------|-------|-----------|------------|
| 26QB0264  | 40    | 130   | 2-5/8     | B023000264 |

## MANUFACTURERS' CATALOGS

We will be glad to send manufacturers' catalogs and other available publications and data on request.

# Faucets & Outlet Boxes



## WALL MOUNT FAUCETS

Compression



Features brass valve body and waterways, adjustable centers, and replaceable brass seats and stems. Chrome finish.

| Order No. | Spout Lgth. In. |
|-----------|-----------------|
| 10142     | 6               |
| 10142AB*  | 6               |
| 10149     | 8               |
| 10149AB*  | 8               |

\* Complies with low lead plumbing law.

## LAUNDRY FAUCETS

Compression



Features hose threads on spout, and replaceable brass seats and stems. Fits 4" centers.

| Order No. | Finish |
|-----------|--------|
| 10891     | Chrome |

## OUTLET BOXES

Washing Machine – Dual Drain



Features 1/4-turn ball valve and 3/4" male hose thread outlet. Right- or left-side drain.

| Order No. | Desc.            |
|-----------|------------------|
| 60555     | 1/2 MIP or sweat |

## OUTLET BOXES

Washing Machine – Center Drain



Features 1/4-turn ball valve and 3/4" male hose thread outlet.

| Order No. | Desc.            |
|-----------|------------------|
| 60556     | 1/2 MIP or sweat |

## OUTLET BOXES

Washing Machine



Features hammer arrestor and 1/2" MIP or sweat connections.

| Order No. | Desc.        |
|-----------|--------------|
| 60558     | Dual drain   |
| 60554     | Center drain |

## KITCHEN FAUCETS

Deck Mount – Washerless



Features brass body, stainless steel ball control mechanism, and copper tube waterways with 1/2" IPS connections. CSA certified.

| Order No. | Desc.     |
|-----------|-----------|
| 10071     | w/o Spray |
| 10071AB*  | w/o Spray |
| 10073     | w/ Spray  |

\* Complies with low lead plumbing law.

## KITCHEN FAUCETS

Deck Mount – Washerless



Features brass body and waterways, clear acrylic handles, and cartridge with D-style broach. Chrome finish. CSA certified.

| Order No. | Desc.     |
|-----------|-----------|
| 10163AB*  | w/o Spray |

\* Complies with low lead plumbing law.

## KITCHEN FAUCETS

Deck Mount – Washerless – Non-Metallic



Features plastic body and waterways, clear acrylic handles, and cartridge with D-style broach. Chrome finish. CSA certified.

| Order No. | Desc.     |
|-----------|-----------|
| 10122     | w/o Spray |
| 10123     | w/ Spray  |

## LAVATORY FAUCETS

Decorative – Ceramic Disc



Features brass body, waterways, lever handles and pop-up. Curved spout. CSA certified.

| Order No. | Finish         |
|-----------|----------------|
| 10025     | Chrome         |
| 10029     | Brushed nickel |

Electrolux & Frigidaire

GE & Hotpoint

Whirlpool & Maytag

Cooking & Gas Products

Dishwasher, Disposer & Water Heater

Laundry

Refrigeration

Fittings, Venting & Installation

Electrical

Plumbing

Property Maintenance

Motors

HVAC/R

Chemicals

Charging, Recovery & Welding

Test Equip., Tools & Service Acc.



# Faucets & Pop-Up Assemblies



## LAVATORY FAUCETS

### Deck Mount – Washerless



Loop Handle



Lever Handle

Features brass body, stainless steel ball control mechanism, and copper tube waterways with 1/2" IPS connections. Chrome finish. CSA certified.

| Order No.           | Desc.           |
|---------------------|-----------------|
| <b>Loop Handle</b>  |                 |
| 10088AB*            | w/o Pop-up      |
| 10090AB*            | w/ Brass pop-up |
| <b>Lever Handle</b> |                 |
| 10087               | w/o Pop-up      |
| 10086               | w/ Brass pop-up |

\* Complies with low lead plumbing law.

## LAVATORY FAUCETS

### Deck Mount – Washerless



Features brass body and waterways, acrylic handles, and cartridge with D-style broach. Chrome finish. CSA certified.

| Order No. | Desc.      |
|-----------|------------|
| 10277AB*  | w/o Pop-up |

\* Complies with low lead plumbing law.

## LAVATORY FAUCETS

### Deck Mount – Washerless



Features brass body, acrylic handles, stainless steel ball mechanism, and copper tube waterways with 1/2" IPS connections. Chrome finish. CSA certified.

| Order No. | Desc.      |
|-----------|------------|
| 10081     | w/o Pop-up |

## LAVATORY FAUCETS

### Deck Mount – Washerless



Features brass body and waterways, metal handles with 4-point design, and cartridge with D-style broach. Chrome finish. CSA certified.

| Order No. | Desc.           |
|-----------|-----------------|
| 10281     | w/o Pop-up      |
| 10282N    | w/ Brass pop-up |

## LAVATORY FAUCETS

### Deck Mount – Compression



Features brass body and waterways, and metal handles with 4-point design. Chrome finish. CSA certified.

| Order No. | Desc.      |
|-----------|------------|
| 10261     | w/o Pop-up |

## POP-UP PLUGS

One-piece design constructed from 24-ga. brass with chrome plated finish. Includes brass locknut and rubber stopper with beaded chain.

| Order No. | Dim. In. Dia. x L |
|-----------|-------------------|
| 35074     | 1-1/4 x 5         |



## POP-UP ASSEMBLIES



Features 22-ga. brass body. CSA certified.

| Order No. | Finish         |
|-----------|----------------|
| 10901     | Chrome         |
| 10903     | Brushed nickel |

## POP-UP ASSEMBLIES

### Heavy Pattern



Features 17-ga. tailpiece, chrome-plated body and trim, and brass nuts. CSA certified.

| Order No. | Desc.                         |
|-----------|-------------------------------|
| 10902     | Heavy pattern pop-up assembly |

## POP-UP ASSEMBLIES



Features ABS body with stainless steel flange and chrome trim. CSA certified.

| Order No. | Finish |
|-----------|--------|
| 10907     | Chrome |
| 10908     | Gray   |

# Aerators, Spray Heads & Sink Strainers



## POP-UP STOPPERS



Features ABS construction with stainless steel trim.

| Order No. | Dim. In. L x Dia. | Fits            |
|-----------|-------------------|-----------------|
| 30401     | 4-1/2 x 1-3/8     | Universal       |
| 32191     | 5 x 1-3/8         | Delta, Peerless |
| 30431     | 4-1/8 x 1-1/4     | Gerber, Sayco   |
| 32351     | 4 x 1-5/16        | Moen            |

## FAUCET AERATORS



Flow rate 2.0 GPM. Chrome finish.

| Order No. | Thread Type | Thread Size           |
|-----------|-------------|-----------------------|
| 30151     | Dual        | 15/16"-27 x 55/64"-27 |
| 30155     | Female      | 55/64"-27             |
| 30157     | Female      | 3/4"-27               |
| 30159     | Male        | 13/16"-27             |

## FAUCET AERATORS

Low Flow



Features dual-thread design; 15/16"-27 male x 55/64"-27 female. Chrome finish.

| Order No.              | GPM |
|------------------------|-----|
| <b>Standard</b>        |     |
| 30292                  | 0.5 |
| 30293                  | 1.5 |
| <b>Honeycomb Style</b> |     |
| 30294                  | 1   |
| 30295                  | 1.5 |

## FAUCET AERATORS

Swivel



Features dual-thread design; 15/16"-27 male x 55/64"-27 female. Chrome finish.

| Order No. | GPM |
|-----------|-----|
| 30165     | 2.2 |

## SPRAY HEADS

Kitchen Faucet



| Order No. | Desc.                      | Color |
|-----------|----------------------------|-------|
| 30171     | Spray head w/ hose & guide | Black |
| 30173     | Spray head only            | Black |
| 30175     | Spray head only            | White |

## SINK STRAINERS

Stainless Steel



Features stainless body and post-type basket, 4-1/2" flange, and die-cast slip-joint nut. CSA certified.

| Order No. | Fits Drain Open. In. |
|-----------|----------------------|
| 30001     | 3-1/2 to 4           |

## SINK STRAINERS

Brass – Eastman®



Features chrome-plated brass body and post, stainless steel basket, and brass slip-joint nut.

| Order No. | Fits Drain Open. In. |
|-----------|----------------------|
| 30002     | 3-1/2 to 4           |

## SINK STRAINERS

ABS



Features ABS body and basket, stick post, and 4-1/2" flange. White.

| Order No. | Fits Drain Open. In. |
|-----------|----------------------|
| 30006     | 3-1/2 to 4           |

## SINK STRAINERS

Quick Connect



Features stainless steel body and post, 4-1/2" flange with 3 bolts, and die-cast slip-joint nut.

| Order No. | Fits Drain Open. In. |
|-----------|----------------------|
| 30013     | 3-1/2 to 4           |

Electrolux & Frigidaire

GE & Hotpoint

Whirlpool & Maytag

Cooking & Gas Products

Dishwasher, Disposer & Water Heater

Laundry

Refrigeration

Fittings, Venting & Installation

Electrical

Plumbing

Property Maintenance

Motors

HVAC/R

Chemicals

Charging, Recovery & Welding

Test Equip., Tools & Service Acc.

# Sink Strainers, Faucet Hole Covers & Supply Lines



## SINK STRAINERS

### Double Cup



Features stainless steel body and basket, 4-1/2" flange, and 1-1/2" slip-joint nut.

| Order No. | Shank Lgth. In. | Fits Drain Open. In. |
|-----------|-----------------|----------------------|
| 30017     | 1-1/4           | 3-1/2 to 4           |

## SINK STRAINERS

### Spin & Seal



Features chrome-plated brass body, and brass basket, nuts and threaded post. 4-1/2" flange.

| Order No. | Fits Drain Open. In. |
|-----------|----------------------|
| 30021     | 3-1/2 to 4           |

## SINK STRAINERS

### Junior Duo



Features stainless steel body and basket with die-cast nuts.

| Order No. | Shank Lgth. In. | Basket Dia. In. | Fits Drain Open. In. |
|-----------|-----------------|-----------------|----------------------|
| 30035     | 2-1/2           | 1-1/2           | 1-7/8 to 2-1/4       |

## SINK STRAINERS

### Junior Duo – Extended Shank



Features chrome-plated brass body and stainless steel basket.

| Order No. | Shank Lgth. In. | Fits Drain Open. In. |
|-----------|-----------------|----------------------|
| 30037     | 3               | 1-7/8 to 2-1/4       |

## SINK STRAINERS

### Flat Top



Features stainless steel construction with die-cast nuts.

| Order No. | Flange Dia. In. | Fits Drain Open. In. |
|-----------|-----------------|----------------------|
| 30031     | 4-1/2           | 3-1/2 to 4           |
| 30043     | 2-7/8           | 1-7/8 to 2-1/4       |

## SINK STRAINER BASKETS



Stainless steel construction. 3-1/2" diameter.

| Order No. | Desc.              |
|-----------|--------------------|
| 30051     | Rubber flat bottom |
| 30053     | Stick post         |

## FAUCET HOLE COVERS



For use in conversion of behind-wall faucets. Acrylic construction with mirror finish. 1/8" thick.

| Order No. | Application           |
|-----------|-----------------------|
| 34041     | Single handle faucets |
| 34043     | 3-Handle showers      |
| 34045     | Tub spouts            |

## FAUCET HOLE COVERS



Chrome finish.

| Order No. | Desc.                    | Size In. |
|-----------|--------------------------|----------|
| 30131     | Toggle bolt              | 1-3/4    |
| 30133     | Toggle bolt w/ putty cap | 2        |
| 30137     | Snap-in                  | 1-3/8    |
| 30139     | Snap-in                  | 1-1/2    |

## LAVATORY/SINK SUPPLY LINES

### Compression Inlet – Eastman® – Steel-Flex™



Constructed with stainless steel braided jacket, nylon-reinforced vinyl outer shell, PVC core, brass barbs and nickel-plated brass nuts. 1/2" FIP outlet x 3/8" comp. inlet. NSF-61 compliant. CSA certified. Complies with low lead plumbing law.

| Order No. | Lgth. In. |
|-----------|-----------|
| 48003     | 12        |
| 48004     | 16        |
| 48005     | 20        |
| 48006     | 24        |
| 48007     | 30        |

# Supply Lines, Sink Strainers & Stop Valves



## LAVATORY/SINK SUPPLY LINES

Delta Style – Eastman® – Steel-Flex™



Constructed with stainless steel braided jacket, nylon-reinforced vinyl outer shell, PVC core, brass barbs and nickel-plated brass nuts. 3/8" male compression inlet/outlet. NSF-61 compliant. CSA certified. Complies with low lead plumbing law.

| Order No. | Lgth. In. |
|-----------|-----------|
| 48035     | 12        |
| 48037     | 20        |

## CLOSET SUPPLY LINES

Compression Inlet – Eastman® – Steel-Flex™



Constructed with stainless steel braided jacket, nylon-reinforced vinyl outer shell, PVC core, brass barbs and compression nut, and plastic ballcock nut. 7/8" ballcock outlet x 3/8" comp. inlet. NSF-61 compliant. CSA certified. Complies with low lead plumbing law.

| Order No. | Lgth. In. |
|-----------|-----------|
| 48087     | 9         |
| 48088     | 12        |
| 48089     | 16        |
| 48090     | 20        |

**Quality Products**  
**Quality People**

## LAVATORY/SINK SUPPLY LINES

Compression Inlet – Eastman® – Speed-Flex™



Flexible, reinforced PVC construction with brass barbs and nickel-plated brass nuts. 1/2" FIP outlet x 3/8" comp. inlet. NSF-61 compliant. CSA certified. Complies with low lead plumbing law.

| Order No. | Lgth. In. |
|-----------|-----------|
| 48130     | 12        |
| 48131     | 16        |
| 48132     | 20        |
| 48127     | 24        |
| 48128     | 30        |

## CLOSET SUPPLY LINES

Compression Inlet – Eastman® – Speed-Flex™



Flexible, reinforced PVC construction with brass barbs, nickel-plated brass compression nut, and plastic ballcock nut. 7/8" ballcock outlet x 3/8" comp. inlet. NSF-61 compliant. CSA certified. Complies with low lead plumbing law.

| Order No. | Lgth. In. |
|-----------|-----------|
| 48174     | 9         |
| 48140     | 12        |
| 48176     | 16        |
| 48177     | 20        |

## SUPPLY LINE RISERS

PEX – Eastman® – Speed-Flex™



Features Delrin compression ring. Measures 3/8" OD. CSA certified. Complies with low lead plumbing law.

| Order No.                      | Lgth. In. |
|--------------------------------|-----------|
| <b>For Faucet Installation</b> |           |
| 25342                          | 20        |
| 25344                          | 30        |
| <b>For Toilet Installation</b> |           |
| 25348                          | 12        |
| 25350                          | 20        |

## STOP VALVES

Eastman® – Speed-Flex™



Angle



Straight

Constructed with solid brass body, brass nuts and metal handle. Features compression outlet and iron pipe inlet. NSF-61 compliant.

| Order No.       | Conn. In. Outlet x Inlet OD x FIP |
|-----------------|-----------------------------------|
| <b>Angle</b>    |                                   |
| 04322           | 3/8 x 1/2                         |
| 04322AB*        | 3/8 x 1/2                         |
| 04338           | 1/2 x 1/2                         |
| <b>Straight</b> |                                   |
| 04321           | 3/8 x 1/2                         |
| 04321AB*        | 3/8 x 1/2                         |

\* Complies with low lead plumbing law.

## STOP VALVES

Angle – Eastman®



Constructed with brass body, nuts and stem, and metal handle. Features compression outlet and iron pipe inlet. NSF-61 compliant.

| Order No. | Conn. In. Outlet x Inlet OD x FIP |
|-----------|-----------------------------------|
| 10809     | 3/8 x 1/2                         |

Electrolux & Frigidaire

GE & Hotpoint

Whirlpool & Maytag

Cooking & Gas Products

Dishwasher, Disposer & Water Heater

Laundry

Refrigeration

Fittings, Venting & Installation

Electrical

Plumbing

Property Maintenance

Motors

HVAC/R

Chemicals

Charging, Recovery & Welding

Test Equip., Tools & Service Acc.



# Stop Valves



## STOP VALVES

### Eastman® – Speed-Flex™



Angle



Straight

Constructed with solid brass body, brass nuts and metal handle. 3/8" OD comp. outlet x 5/8" OD comp. inlet. NSF-61 compliant.

| Order No. | Desc.    |
|-----------|----------|
| 04348     | Angle    |
| 04348AB*  | Angle    |
| 04347     | Straight |
| 04347AB*  | Straight |

\* Complies with low lead plumbing law.

## STOP VALVES

### Angle – Eastman® – Speed-Flex™



Constructed with brass body, nuts and stem, metal handle. Features compression outlet and sweat inlet. NSF-61 compliant.

| Order No. | Conn. In. Outlet x Inlet OD x Nom. |
|-----------|------------------------------------|
| 04387     | 3/8 x 1/2                          |

## STOP VALVES

### Straight – Eastman® – Speed-Flex™



Constructed with solid brass body, brass nuts, and metal handle. Features compression outlet and sweat inlet. NSF-61 compliant.

| Order No. | Conn. In. Outlet x Inlet OD x Nom. |
|-----------|------------------------------------|
| 04385     | 3/8 x 1/2                          |

## STOP VALVES

### Angle – Eastman® – Speed-Flex™



Constructed with solid brass body, brass nuts, and metal handle. Features flare outlet and iron pipe inlet. NSF-61 compliant.

| Order No. | Conn. In. Outlet x Inlet OD x FIP |
|-----------|-----------------------------------|
| 04324     | 3/8 x 1/2                         |

## STOP VALVES

### Angle – Eastman® – Speed-Flex™



Constructed with solid brass body, brass nuts, and metal handle. Features slip-joint outlet and iron pipe inlet. NSF-61 compliant.

| Order No. | Conn. In. Outlet x Inlet SJ x FIP |
|-----------|-----------------------------------|
| 04328     | 7/16 or 1/2 x 1/2                 |

## STOP VALVES

### Three Way – Eastman® – Speed-Flex™



Constructed with solid brass body, brass nuts, and metal handle. Features dual outlets and iron pipe inlet. NSF-61 compliant.

| Order No. | Conn. In. Outlet x Inlet OD x FIP |
|-----------|-----------------------------------|
| 04326     | 3/8 x 1/2                         |

## STOP VALVES

### Dual Handle – Eastman® – Speed-Flex™



Constructed with solid brass body, brass nuts, and metal handle. Features dual outlets and compression inlet. NSF-61 compliant.

| Order No. | Conn. OD In. Outlet x Outlet x Inlet |
|-----------|--------------------------------------|
| 04352     | 3/8 x 3/8 x 1/2                      |
| 04352AB*  | 3/8 x 3/8 x 1/2                      |

\* Complies with low lead plumbing law.

## STOP VALVES

### 1/4-Turn – Angle – Eastman® – Speed-Flex™



Constructed with forged brass body, brass ball mechanism, and Teflon™ seats. Features compression outlet and inlet. NSF-61 compliant.

| Order No. | Conn. In. Outlet x Inlet OD x OD |
|-----------|----------------------------------|
| 10738     | 3/8 x 5/8                        |
| 10738AB*  | 3/8 x 5/8                        |

\* Complies with low lead plumbing law.



# Stop Valves, Flanges & Traps



## STOP VALVES

1/4-Turn – Eastman® – Speed-Flex™



Angle



Straight

Constructed with forged brass body, brass ball mechanism, and Teflon™ seats. Features compression outlet and iron pipe inlet. NSF-61 compliant.

| Order No.       | Conn. In. Outlet x Inlet OD x FIP |
|-----------------|-----------------------------------|
| <b>Angle</b>    |                                   |
| 10732           | 1/4 x 1/2                         |
| 10733           | 3/8 x 1/2                         |
| 10733AB*        | 3/8 x 1/2                         |
| <b>Straight</b> |                                   |
| 10755           | 1/4 x 1/2                         |

\* Complies with low lead plumbing law.

## STOP VALVES

1/4-Turn – Three Way – Eastman® – Speed-Flex™



Constructed with forged brass body, brass ball mechanism, and Teflon™ seats. Features dual outlets and compression inlet. NSF-61 compliant.

| Order No. | Conn. In. Outlet x Inlet OD x OD x OD |
|-----------|---------------------------------------|
| 48652     | 3/8 x 3/8 x 5/8                       |
| 48652AB*  | 3/8 x 3/8 x 5/8                       |
| 48654     | 3/8 x 1/4 x 5/8                       |

\* Complies with low lead plumbing law.

## FLANGES

Sure Grip



Chrome finish.

| Order No. | Pipe Conn. In. IPS |
|-----------|--------------------|
| 25703     | 1/2                |

## FLOOR/CEILING PLATES



Chrome finish.

| Order No.                     | Pipe Size In. |
|-------------------------------|---------------|
| <b>For Steel Pipe (IPS)</b>   |               |
| 25741                         | 3/8           |
| 25743                         | 1/2           |
| 25745                         | 3/4           |
| 25747                         | 1             |
| 25751                         | 1-1/2         |
| <b>For Copper Tubing (OD)</b> |               |
| 25755                         | 5/8           |

## LAUNDRY TRAY PLUGS



Features stainless steel body with rubber stopper.

| Order No. | Flange Dia. In. | Fits Drain Open. In. |
|-----------|-----------------|----------------------|
| 30041     | 2-7/8           | 1-7/8 to 2-1/4       |

## P-TRAPS

w/ Flange – Eastman®



Brass construction with chrome finish. Slip-joint connections.

| Order No.     | Dia. In. | Wall Ext. Lgth. In. |
|---------------|----------|---------------------|
| <b>22 Ga.</b> |          |                     |
| 35001         | 1-1/2    | 8-1/4               |
| 35002         | 1-1/4    | 7-1/2               |
| <b>17 Ga.</b> |          |                     |
| 35095         | 1-1/2    | 8-1/4               |
| 35099         | 1-1/4    | 7-1/2               |

## END OUTLETS

Eastman®



Features 22-ga. brass construction with chrome finish. Measures 1-1/2" dia. x 16" L.

| Order No. | Desc.                  |
|-----------|------------------------|
| 35007     | Slip-joint connections |
| 35009     | Direct connect         |

## S-TRAPS

w/ Flange – Eastman®



Features 22-ga. brass construction with chrome finish. Slip-joint connections.

| Order No. | Dia. In. |
|-----------|----------|
| 35008     | 1-1/2    |
| 35003     | 1-1/4    |

Electrolux & Frigidaire

GE & Hotpoint

Whirlpool & Maytag

Cooking & Gas Products

Dishwasher, Disposer & Water Heater

Laundry

Refrigeration

Fittings, Venting & Installation

Electrical

Plumbing

Property Maintenance

Motors

HVAC/R

Chemicals

Charging, Recovery & Welding

Test Equip., Tools & Service Acc.

# Waste Arms, Tubes, Tees, Nuts & Washers



## WASTE ARMS

Eastman®



Features 22-ga. brass construction with chrome finish. Measures 1-1/2" diameter. Slip-joint connections.

| Order No. | Lgth. In. |
|-----------|-----------|
| 35011     | 15        |

## SINK TAILPIECES

Flanged – Eastman®



Features 22-ga. brass construction with chrome finish. Measures 1-1/2" diameter. Direct connect.

| Order No. | Lgth. In. |
|-----------|-----------|
| 35085     | 12        |
| 35082     | 6         |

## EXTENSION TUBES

Eastman®



Features 22-ga. brass construction with chrome finish. 12" length. Slip-joint connections.

| Order No. | Dia. In. |
|-----------|----------|
| 35105     | 1-1/2    |
| 35106     | 1-1/4    |

## THREADED TUBES

Eastman®



Features 20-ga. brass construction with chrome finish. Threaded on both ends.

| Order No. | Dim. In. Dia. x L |
|-----------|-------------------|
| 35126     | 1-1/2 x 12        |
| 35122     | 1-1/4 x 12        |
| 35124     | 1-1/2 x 6         |
| 35120     | 1-1/4 x 6         |

## END OUTLET TEES

Eastman®



Features cast brass construction with chrome finish. Slip-joint connections.

| Order No. | Dia. In. |
|-----------|----------|
| 35015     | 1-1/2    |

## TEES

Three-Way – Eastman®



Features 22-ga. brass construction with chrome finish. Slip-joint connections.

| Order No. | Dia. In. |
|-----------|----------|
| 35139     | 1-1/2    |

## SLIP-JOINT NUTS

Die-Cast – Eastman®



Chrome plated finish.

| Order No. | Dia. In.      |
|-----------|---------------|
| 35065     | 1-1/2         |
| 35067     | 1-1/2 x 1-1/4 |
| 35069     | 1-1/4         |

## SLIP-JOINT NUTS

PVC – Eastman®



White.

| Order No. | Dia. In. |
|-----------|----------|
| 35064     | 1-1/2    |
| 35068     | 1-1/4    |

## SLIP-JOINT WASHERS

Rubber – Eastman®



100 per bag.

| Order No. | Dia. In. |
|-----------|----------|
| 36201     | 1-1/4    |
| 36203     | 1-1/2    |

## SLIP-JOINT WASHERS

Polyethylene – Eastman®



100 per bag. No. 36217. Reducing. No. 36219. For use on tailpieces.

| Order No. | Dia. In.      |
|-----------|---------------|
| 36214     | 1-1/4         |
| 36215     | 1-1/2         |
| 36217     | 1-1/2 x 1-1/4 |
| 36219     | 1-1/2         |

## P-TRAPS

Eastman®



Polypropylene construction. White.

| Order No. | Dia. In. |
|-----------|----------|
| 35374     | 1-1/4    |

## J-BENDS

Eastman®



Polypropylene construction. White. Includes 1-1/2" and 1-1/2" x 1-1/4" washers.

| Order No. | Dia. In. |
|-----------|----------|
| 35371     | 1-1/2    |

# Outlets, Tailpieces & Tubes



## WASTE OUTLETS

Eastman®



End



Center

For use on kitchen sink wastes with baffle in tee. Measures 1-1/2" dia. x 16" L. Polypropylene construction. White.

| Order No.     | Desc.                  |
|---------------|------------------------|
| <b>End</b>    |                        |
| 35385         | Slip-joint connections |
| 35386         | Direct connect         |
| <b>Center</b> |                        |
| 35393         | Slip-joint connections |
| 35394         | Direct connect         |

## BRANCH TAILPIECES

Eastman®



For installation of dishwashers. Features 5/8" OD barb outlet. Measures 1-1/2" dia. x 8" L. Polypropylene construction. White.

| Order No. | Desc.                  |
|-----------|------------------------|
| 35311     | Slip-joint connections |
| 35310     | Direct connect         |

## END OUTLET TEES

Eastman®

For use on end outlet wastes with baffle. Polypropylene construction. White.

| Order No. | Dia. In. |
|-----------|----------|
| 35387     | 1-1/2    |



## TAILPIECES

Flanged – Eastman®



Measures 1-1/2" diameter. Polypropylene construction. White.

| Order No. | Lgth. In. |
|-----------|-----------|
| 35350     | 6         |
| 35351     | 8         |
| 35352     | 12        |

## EXTENSION TUBES

Eastman®



Features slip-joint connections and integral nut. Polypropylene construction. White.

| Order No. | Dim. In. Dia. x L |
|-----------|-------------------|
| 35361     | 1-1/2 x 8         |
| 35362     | 1-1/2 x 12        |
| 35360     | 1-1/4 x 6         |

## EXTENSION TUBES

Eastman®



Features PVC construction with solvent-weld end. Measures 1-1/2" diameter.

| Order No. | Lgth. In. |
|-----------|-----------|
| 35366     | 6         |
| 35367     | 12        |

## WASTE ARMS

Eastman®



Features polypropylene construction with slip-joint connections. White.

| Order No. | Dim. In. Dia. x L |
|-----------|-------------------|
| 35389     | 1-1/2 x 15        |

## J-BENDS

Flexible – Eastman®



Polypropylene construction. White. Includes 1-1/2" and 1-1/2" x 1-1/4" washers.

| Order No. | Dia. In. |
|-----------|----------|
| 35301     | 1-1/2    |

## TAILPIECES

Flanged – Flexible – Eastman®



Features polypropylene construction with captive nut. White.

| Order No. | Dim. In. Dia. x L |
|-----------|-------------------|
| 35315     | 1-1/2 x 12        |

## EXTENSION TUBES

Flexible – Eastman®



Features polypropylene construction with slip-joint nut and washer. White.

| Order No. | Dim. In. Dia. x L |
|-----------|-------------------|
| 35317     | 1-1/2 x 12        |
| 35321     | 1-1/4 x 8         |

Electrolux & Frigidaire

GE & Hotpoint

Whirlpool & Maytag

Cooking & Gas Products

Dishwasher, Disposer & Water Heater

Laundry

Refrigeration

Fittings, Venting & Installation

Electrical

Plumbing

Property Maintenance

Motors

HVAC/R

Chemicals

Charging, Recovery & Welding

Test Equip., Tools & Service Acc.

# Tub & Shower Parts



## TUB & SHOWER SETS

### Pressure Balance – Ceramic Disc

Features brass valve body, loop handle, integral temperature limit stops, oversize shower head with adjustable spray, and 1/2" IPS connections with CxC inlet adapters. Chrome finish. CSA certified.

| Order No. | Desc.        |
|-----------|--------------|
| 10066     | Loop handle  |
| 10053     | Solid handle |



## TUB & SHOWER SETS

### Washerless



10046

10048

Features brass valve, waterways and ball control mechanism, oversize shower head with adjustable spray, and 1/2" IPS connections with CxC inlet adapters. Chrome finish. CSA certified.

| Order No. | Handle Type |
|-----------|-------------|
| 10046     | Loop        |
| 10048     | Acrylic     |

## TUB & SHOWER SETS

### Compression



Features brass valve stem, bonnet and waterways, metal handles, oversize shower head with adjustable spray, and 1/2" IPS or CxC inlet. Chrome finish. CSA certified.

| Order No. | No. Handles |
|-----------|-------------|
| 10771     | 3           |
| 10661     | 2           |

## TUB/SHOWER REBUILD KITS



| Order No.            | Includes   |
|----------------------|--|
| <b>Fits Pfister</b>  |  |
| 60269                | (2) Canopy handles, (2) tub/shower stems, (2) escutcheon nipples, (2) brass seats, and (2) escutcheon flanges  |
| 60268                | (2) Canopy handles, canopy diverter handle, (2) tub/shower stems, diverter stem, (3) escutcheon nipples, (3) brass seats, and (3) escutcheon flanges |
| <b>Fits Sayco</b>    |  |
| 60272                | (3) Socket handles, (2) tub/shower stems, diverter stem, (3) escutcheon flanges w/ sleeves, and (3) brass seats                                      |
| <b>Fits Sterling</b> |  |
| 60273                | (2) Socket handles, diverter handle, (2) tub/shower stems, diverter stem, (3) escutcheon flanges w/ sleeves, and (3) brass seats                     |
| <b>Fits Gerber</b>   |  |
| 60274                | (3) Socket handles, (2) tub/shower stems, diverter stem, (3) escutcheon flanges w/ sleeves, and (3) brass seats                                      |

## TUB & SHOWER TRIM KITS



| Order No.         | Includes  |
|-------------------|---|
| <b>Fits Moen</b>  |   |
| 32608             | Escutcheon, posi-temp acrylic handle, escutcheon tube and (2) screws                          |
| 32607             | Escutcheon, shallow broach acrylic handle, escutcheon tube and (2) screws                     |
| <b>Fits Mixet</b> |   |
| 32604             | Escutcheon, temperature control lever handle, volume control acrylic handle, and (2) screws   |
| 32603             | Escutcheon, temperature control acrylic handle, volume control acrylic handle, and (2) screws |

# Tub Spouts, Diverter Spouts & Shower Heads



## TUB SPOUTS



Zinc construction with chrome finish.

| Order No. | Inlet Conn. In. IPS |
|-----------|---------------------|
| 15077     | 1/2                 |

## TUB SPOUTS

Slide-On



Zinc construction with chrome finish. Setscrew design; includes hex wrench.

| Order No. | For Copper Pipe Dia. In. |
|-----------|--------------------------|
| 15075     | 1/2                      |

## DIVERTER SPOUTS



Features nose-mounted diverter and 1/2" IPS inlet.

| Order No. | Desc. | Finish         |
|-----------|-------|----------------|
| 15083     | Zinc  | Chrome         |
| 15082     | Brass | Chrome         |
| 15080     | Zinc  | Brushed nickel |

## DIVERTER SPOUTS



Features nose-mounted diverter and 1/2" IPS inlet.

| Order No. | Lgth. In. |
|-----------|-----------|
| 15072     | 7         |

## DIVERTER SPOUTS

w/ Face Bushing



Features body-mounted diverter and 3/4" IPS inlet. Chrome finish. Includes 3/4" to 1/2" IPS reducer bushing.

| Order No. | Desc.      |
|-----------|------------|
| 15085     | Zinc body  |
| 15081     | Brass body |

## DIVERTER SPOUTS

Adjustable



Features nose-mounted diverter and adjustable inlet. Zinc construction with chrome finish.

| Order No. | Inlet Conn. In. IPS |
|-----------|---------------------|
| 15084     | 1/2 to 1            |

## DIVERTER SPOUTS

Slide-On



For use on 1/2" copper pipe. Features nose-mounted diverter. Setscrew design; includes hex wrench.

| Order No. | Body  | Finish         |
|-----------|-------|----------------|
| 15089     | Zinc  | Chrome         |
| 15090     | Brass | Chrome         |
| 15088     | Zinc  | Brushed nickel |

## SHOWER HEADS



Features ABS construction with chrome finish, adjustable face, and 1/2" FIP connection. No. 15038. Features clear acrylic sleeve.

| Order No.                 | GPM | Face Dia. In. | Face Color |
|---------------------------|-----|---------------|------------|
| <b>Plastic Ball Joint</b> |     |               |            |
| 15001                     | 2.0 | 1-3/4         | White      |
| <b>Metal Ball Joint</b>   |     |               |            |
| 15010                     | 2.5 | 2             | Black      |
| 15004                     | 2.5 | 2             | White      |
| 15038                     | 2.5 | 3             | White      |

## SHOWER HEADS



Features brass construction with chrome finish, adjustable side handle, and 1/2" FIP connection. 2.0 GPM.

| Order No. | Face Dia. In. |
|-----------|---------------|
| 15013     | 1-3/4         |
| 15015     | 2-1/4         |

Electrolux & Frigidaire

GE & Hotpoint

Whirlpool & Maytag

Cooking & Gas Products

Dishwasher, Disposer & Water Heater

Laundry

Refrigeration

Fittings, Venting & Installation

Electrical

Plumbing

Property Maintenance

Motors

HVAC/R

Chemicals

Charging, Recovery & Welding

Test Equip., Tools & Service Acc.



# Shower Heads, Arms & Drains



## SHOWER HEADS

### Water-Saving



Features brass construction with chrome finish and 1/2" FIP connection.

| Order No. | GPM |
|-----------|-----|
| 15024     | 1.8 |

## SHOWER HEADS

### Massage



Features pulsating stream with 3-way adjustment. ABS construction with 3" white face and 1/2" FIP connection.

| Order No. | Ball Joint |
|-----------|------------|
| 15027     | Metal      |

## SHOWER ARMS



Features chrome-plated brass construction with 1/2" MIP connections on both ends.

| Order No. | Lgth. In. |
|-----------|-----------|
| 15051     | 6         |
| 15055     | 8         |

## FLANGES

### Shower Arm



For use with 1/2" dia. shower arms. Includes set screw.

| Order No. | Finish |
|-----------|--------|
| 15041     | Chrome |

## SHOWER ARMS

### S-Shape



Features chrome-plated brass construction with 1/2" MIP connections on both ends. Includes steel flange.

| Order No. | Ht. In. |
|-----------|---------|
| 15054     | 8       |
| 15056     | 11      |

## SHOWER DRAINS

### No Caulk



Installs onto pipe from above drain. 2" pipe diameter. Includes locking wrench.

| Order No. | Grid Construction |
|-----------|-------------------|
|           | PVC Body          |
| 15308     | Stainless steel   |
|           | ABS Body          |
| 15312     | Stainless steel   |

## SHOWER DRAINS

### No Caulk



Features Sch. 40 PVC DWV body, stainless steel grid, and snap-in strainer. Push-on gasket requires no caulking.

| Order No. | Pipe Dia. In. |
|-----------|---------------|
| 15305     | 2             |

## SHOWER DRAINS

### Solvent Weld – Drop-In



Installs by dropping through shower base; lock-nut tightens from underside. Features stainless steel snap-in grid. 2" pipe diameter.

| Order No. | Desc.    |
|-----------|----------|
| 15314     | PVC body |
| 15316     | ABS body |

## SHOWER DRAINS

### Solvent Weld



Installs onto pipe from above shower drain. Features brass construction with stainless steel grid. Includes locking wrench.

| Order No. | Conn. In. IPS |
|-----------|---------------|
| 15306     | 2             |

## SHOWER DRAINS

### Solvent Weld – Offset



Features stainless steel snap-in grid. 2" pipe diameter.

| Order No. | Desc.    |
|-----------|----------|
| 15326     | ABS body |

## SHOWER DRAINS

### Solvent Weld



Schedule 40 PVC DWV construction with stainless steel grid.

| Order No. | Pipe Dia. In. |
|-----------|---------------|
| 15309     | 2             |

# Shower & Bath Drain Parts



## SHOWER DRAINS



Features brass body with stainless steel grid.

| Order No. | Conn. In. IPS |
|-----------|---------------|
| 15315     | 1-1/2         |
| 15317     | 2             |

## FLOOR DRAIN COVERS



Stainless steel construction with satin finish.

| Order No. | For Pipe Dia. In. | OD In. |
|-----------|-------------------|--------|
| 43470     | 2                 | 3      |
| 43471     | 3                 | 4      |
| 43472     | 4                 | 5      |

## BATH DRAIN ASSEMBLIES

### Trip Lever



Features brass body with chrome finish and stainless steel grid. Includes washer.

| Order No. | Thread Type          |
|-----------|----------------------|
| 35269     | 1-1/2" x 11.5 Coarse |
| 35268     | 1-3/8" x 16 Fine     |

## BATH DRAIN ASSEMBLIES

### Lift-N-Turn



Features zinc body with chrome finish and 2-7/8" flange. Includes washer.

| Order No. | Thread Type          |
|-----------|----------------------|
| 35233     | 1-1/2" x 11.5 Coarse |
| 35231     | 1-3/8" x 16 Fine     |

## BATH DRAIN ASSEMBLIES

### Tip-Toe



Features zinc body with chrome finish and 2-7/8" flange. Includes washer.

| Order No. | Thread Type          |
|-----------|----------------------|
| 35235     | 1-1/2" x 11.5 Coarse |
| 35234     | 1-3/8" x 16 Fine     |

## BATH DRAIN STRAINERS



35261



35271

No. 35261. Snap-in. Stainless steel construction.

No. 35271. Includes 10/24 x 1-3/4" screw.

| Order No. | Dia. In. | Desc.       |
|-----------|----------|-------------|
| 35261     | 2        | Domed       |
| 35271     | 2-7/8    | Fits Gerber |

## DRAIN STOPPERS

### Tip Toe



Features ABS body with chrome finish and rubber seal.

| Order No. | Thread Size In. |
|-----------|-----------------|
| 35227     | 5/16            |
| 35229     | 3/8             |

## DRAIN STOPPERS

### Snap & Press



Fits Casper. Features ABS body with chrome finish and rubber seal.

| Order No. | Thread Size In. |
|-----------|-----------------|
| 35242     | 5/16            |
| 35240     | 3/8             |

## OVERFLOW FACEPLATES

### Round



35247

35245

Zinc construction with chrome finish.

| Order No. | Desc.                    |
|-----------|--------------------------|
| 35247     | One hole w/ brass screw  |
| 35245     | Two hole w/ brass screws |
| 35244     | Two hole w/o screws      |

Electrolux & Frigidaire

GE & Hotpoint

Whirlpool & Maytag

Cooking & Gas Products

Dishwasher, Disposer & Water Heater

Laundry

Refrigeration

Fittings, Venting & Installation

Electrical

Plumbing

Property Maintenance

Motors

HVAC/R

Chemicals

Charging, Recovery & Welding

Test Equip., Tools & Service Acc.

# Faceplates, Closet Flanges & Flappers



## TRIP LEVER FACEPLATES



Zinc construction with chrome finish. Includes brass screws.

| Order No. | Desc.           |
|-----------|-----------------|
| 35241     | Handle & spring |
| 35243     | Handle & clip   |

## CLOSET FLANGES

Repair – PVC



For replacing broken cast iron flanges. Push-in design; slides inside cast iron, PVC or ABS pipe without removing lead joint. Includes (3) stainless steel bolts.

| Order No. | Pipe Size In. |
|-----------|---------------|
| 40096     | 4             |

## CLOSET FLANGES

PVC Schedule 40 – Eastman®



Fits 3" or 4" pipes.

| Order No. | Desc.       |
|-----------|-------------|
| 40012     | 4" x 3" Hub |

## CLOSET FLANGES

PVC Schedule 40 – Offset



Includes metal ring.

| Order No. | Desc.       |
|-----------|-------------|
| 85693     | 4" x 3" Hub |

## CLOSET FLANGES

PVC Schedule 40



Includes adjustable metal ring.

| Order No. | Desc.       |
|-----------|-------------|
| 85695     | 4" x 3" Hub |

## CLOSET FLANGES

Brass



Includes adjustable metal ring.

| Order No. | Size In. |
|-----------|----------|
| 40015     | 4        |

## REPAIR FLANGES

Closet



Spanner design. Zinc-plated finish.

| Order No. | Thick. In. |
|-----------|------------|
| 40010     | 1/4        |

## TANK-TO-BOWL GASKETS



Fits on flush valve; seals tank-to-bowl connection. Sponge rubber construction. Beveled.

| Order No. | Dim. In. Dia. x H | Fits      |
|-----------|-------------------|-----------|
| 36251     | 3-3/8 x 3/4       | Universal |
| 36255     | 3-1/4 x 1-1/4     | Gerber    |

## TOILET TANK FLAPPERS

Pro Series



Fits brass or plastic flush valves. Fiber-reinforced PVC construction. Blue.

| Order No. | Desc.                  |
|-----------|------------------------|
| 48550     | Stainless steel chain  |
| 48551     | Reinforced fiber strap |

## TOILET TANK FLAPPERS

Economy



Fits brass or plastic flush valves. Features cut-off style trundle and stainless steel chain and hook.

| Order No. | Desc.                       |
|-----------|-----------------------------|
| 40073     | Economy toilet tank flapper |

# Toilet Tank Flappers & Valves



## TOILET TANK FLAPPERS

Korky®



| Order No. | Desc.      | Color |
|-----------|------------|-------|
| 40097     | Rubber     | Black |
| 40098     | Chlorazone | Red   |

## TOILET TANK FLAPPERS

Fluidmaster® – Pro Series



Universal design; fits American Standard flush valves and others with or without mounting ears. Features metal chain. No. 40251. Resists chemicals and hard water.

| Order No. | Color |
|-----------|-------|
| 40250     | Black |
| 40251     | Red   |

## TOILET TANK FLAPPERS



Features stainless steel chain.

| Order No. | Fits               |
|-----------|--------------------|
| 31009     | Toto power gravity |



## FILL VALVES

Anti-Siphon – Fluidmaster®



Adjustable height. Includes refill tube.

| Order No. | Ht. In. |
|-----------|---------|
| 40237     | 9 to 14 |

## FILL VALVES

Fluidmaster® – Pro Series

Adjustable. Minimizes noise and water hammer.

| Order No. | Desc.       |
|-----------|-------------|
| 40243     | Brass shank |



## FLUSH VALVES

Fluidmaster® – Pro Series



Fits most tanks. Includes adjustable flapper.

| Order No. | Desc.                  |
|-----------|------------------------|
| 40247     | Flush valve w/ flapper |



## FLUSH VALVES

Non-Metallic



Includes flapper, chain, locknut and washer.

| Order No. | Desc.                    |
|-----------|--------------------------|
| 40053     | Non-metallic flush valve |

## FILL VALVES

Anti-Siphon



Adjustable height. CSA certified.

| Order No. | Ht. In. |
|-----------|---------|
| 40202     | 8 to 13 |



## TOILET RELIEF VALVES



For use with Regal flush valves.

| Order No. | Color |
|-----------|-------|
| 5301058   | White |

Electrolux & Frigidaire

GE & Hotpoint

Whirlpool & Maytag

Cooking & Gas Products

Dishwasher, Disposer & Water Heater

Laundry

Refrigeration

Fittings, Venting & Installation

Electrical

Plumbing

Property Maintenance

Motors

HVAC/R

Chemicals

Charging, Recovery & Welding

Test Equip., Tools & Service Acc.

# Repair Kits, Tank Levers & Closet Bolts

**SLOAN®**

## HANDLE REPAIR KITS



For use with Royal flush valves.

| Order No. | Desc.             |
|-----------|-------------------|
| 5302305   | Handle repair kit |

## VACUUM BREAKER KITS

For use with Regal flush valves.

| Order No. | Desc.              |
|-----------|--------------------|
| 3323192   | Vacuum breaker kit |



## DIAPHRAGMS

Rubber



For use with Regal flush valves.

| Order No. | Desc.                  |
|-----------|------------------------|
| 5301188   | Black rubber diaphragm |

## DIAPHRAGM REPAIR KITS

Toilet & Urinal



For use with Regal flush valves. Includes disc, diaphragm, hycar seal and handle gasket.

| Order No. | Desc.                |
|-----------|----------------------|
| 5301189   | Diaphragm repair kit |

**SLOAN®**

## CONTROL STOP REPAIR KITS



Includes seat, spring and bonnet.

| Order No. | Size In. | For use with     |
|-----------|----------|------------------|
| 3308856   | 3/4      | 600 Series       |
| 3308853   | 1        | 600 & 700 Series |



## TANK LEVERS



Universal fit. Features chrome handle. 8-12" arm length.

| Order No. | Desc.                         |
|-----------|-------------------------------|
| 40065     | Brass-plated arm, plastic nut |
| 40066     | Brass-plated arm, metal nut   |
| 40064     | Brass arm, metal nut          |

## TANK LEVERS



Features plastic handle, arm and nut.

| Order No. | Arm Lgth. In. | Handle Finish | Fits                        |
|-----------|---------------|---------------|-----------------------------|
| 40057     | 8-1/2         | Chrome        | Universal                   |
| 40058     | 8-1/2         | White         | Universal                   |
| 40070     | 8-1/2         | Chrome        | Kohler                      |
| 40055     | 4-1/4         | Chrome        | Eljer, Briggs, Am. Standard |



## TANK LEVERS



Features chrome handle and brass arm.

| Order No. | Arm Lgth. In. | Nut Type | Fits                        |
|-----------|---------------|----------|-----------------------------|
| 40069     | 5-1/2         | Metal    | Eljer, Briggs, Am. Standard |
| 40063     | 9-1/4         | Plastic  | Eljer side mount            |

## TANK LEVERS

Heavy-Duty



Features chrome-plated brass handle, solid brass arm with external adjustment, and brass nut.

| Order No. | Arm Lgth. In. | Fits   |
|-----------|---------------|--------|
| 40061     | 8-1/2         | Kohler |

## CLOSET BOLT SETS

Includes pair of bolts, nickel-plated open end nuts and washers, and plastic captive washers.

| Order No.                 | Bolt Dim. In. |
|---------------------------|---------------|
| <b>Solid Brass Bolts</b>  |               |
| 40019                     | 1/4 x 2-1/4   |
| 40022                     | 1/4 x 3-1/2   |
| 40018                     | 5/16 x 2-1/4  |
| 40030                     | 5/16 x 3-1/2  |
| 40020*                    | 1/4 x 2-1/4   |
| 40026*                    | 5/16 x 2-1/4  |
| <b>Brass Plated Bolts</b> |               |
| 40024                     | 1/4 x 2-1/4   |
| 40028                     | 5/16 x 2-1/4  |



\* Break-off.



# Bolts, Toilet Rings, Valves & Bibbs



## TANK-TO-BOWL BOLT SETS



Includes pair of 5/16" x 3" round head bolts with nuts and washers.

| Order No. | Desc.              |
|-----------|--------------------|
| 40047     | Brass plated bolts |
| 40041     | Solid brass bolts  |

## TANK-TO-BOWL BOLT SETS



Includes pair of 5/16" solid brass round head bolts with nuts and washers, and sponge rubber gasket.

| Order No. | Desc.              |
|-----------|--------------------|
| 40048     | Bolt set w/ gasket |

## BOLTS

Toilet Seat



Plastic construction. Includes nuts.

| Order No. | Lgth. In. | Pkg. Qty. |
|-----------|-----------|-----------|
| 40279     | 2-1/2     | 5 Pair    |



## BOLT CAPS

Toilet Bowl



For use on 1/4" or 5/16" bolt nuts. Round.

| Order No. | Desc.      | Pkg. Qty. |
|-----------|------------|-----------|
| 40035     | w/ Washer  | 50 Pair   |
| 40039     | w/o Washer | 50 Pair   |
| 40050     | w/ Washer  | 1 Pair    |

## TOILET BOWL RINGS

Wax



40143



40144

For use with floor-mounted toilets. No. 40144. Flanged design.

| Order No. | Waste Line Size In. |
|-----------|---------------------|
| 40143     | 3 or 4              |
| 40144     | 3 or 4              |

## TOILET WEDGES



8 per bag.

| Order No. | Desc. |
|-----------|-------|
| 31001     | Hard  |
| 31002     | Soft  |



## COVER PLATES

Floor – Bigfoot



For covering stained or damaged areas during retrofit installation of 1.6 GPM toilets.

| Order No. | Desc.       |
|-----------|-------------|
| 31003     | Cover plate |



## TOILET REPAIR KITS

Flushometer



For use with Regal flush valves.

| Order No. | Volume GPF |
|-----------|------------|
| 3301036   | 4-1/2      |
| 3301038   | 3-1/2      |

## TOILET REPAIR KITS

Diaphragm



For use with Regal flush valves.

| Order No. | Volume GPF |
|-----------|------------|
| 3301041   | 1.6        |

## URINAL REPAIR KITS

Flushometer

For use with Regal flush valves.

| Order No. | Volume GPF |
|-----------|------------|
| 3301037   | 1-1/2      |



Electrolux & Frigidaire

GE & Hotpoint

Whirlpool & Maytag

Cooking & Gas Products

Dishwasher, Disposer & Water Heater

Laundry

Refrigeration

Fittings, Venting & Installation

Electrical

Plumbing

Property Maintenance

Motors

HVAC/R

Chemicals

Charging, Recovery & Welding

Test Equip., Tools & Service Acc.

# Diaphragm Kits, Ball Valves & Hose Bibbs

## SLOAN®

### DIAPHRAGM KITS



For use with Regal flushometers.

| Order No. | Volume GPF |
|-----------|------------|
| 3301044   | 2.4        |

## EZ-FLO®

### BALL VALVES

Full Port – Eastman®



IPS Connection

Features heavy-duty brass construction with stamped steel handle, vinyl grip and Teflon seal. Rated 150 PSIG for saturated steam; 600 WOG. UL listed. CSA approved.

| Order No.                       | Conn. In. |
|---------------------------------|-----------|
| <b>IPS Connections</b>          |           |
| 20043                           | 3/8       |
| 20045                           | 1/2       |
| 20045AB*                        | 1/2       |
| 20047                           | 3/4       |
| 20047AB*                        | 3/4       |
| 20049                           | 1         |
| 20049AB*                        | 1         |
| <b>Copper Sweat Connections</b> |           |
| 20061                           | 1/2       |
| 20061AB*                        | 1/2       |
| 20063                           | 3/4       |
| 20063AB*                        | 3/4       |
| 20065                           | 1         |
| 20065AB*                        | 1         |

\* Complies with low lead plumbing law.

## EZ-FLO®

### BALL VALVES

Full Port



Features brass construction with stamped steel handle, vinyl grip and Teflon seal. Copper sweat connections. Rated 150 PSIG for saturated steam; 400 WOG.

| Order No. | Conn. In. |
|-----------|-----------|
| 20107     | 3/4       |

### BALL VALVES

Standard Port



Features brass construction with stamped steel handle, vinyl grip and Teflon seal. Compression connections. Rated 125 PSIG for saturated steam; 400 WOG. CSA certified.

| Order No. | Conn. In. |
|-----------|-----------|
| 20096     | 1/2       |
| 20097     | 3/4       |

### GATE VALVES

Compression Stop – Eastman®



Features brass body with non-rising full-flow stem. IPS connections. Rated 125 PSI; 150 WOG.

| Order No. | Conn. In. |
|-----------|-----------|
| 20006     | 1/2       |
| 20008     | 3/4       |

### HOSE BIBBS



Brass construction with rough finish and MHT outlet.

| Order No. | Inlet In. MIP |
|-----------|---------------|
| 20183     | 3/4           |

## EZ-FLO®

### HOSE BIBBS

No-Kink



Male

Female



Sweat

Brass construction with rough finish and MHT outlet.

| Order No.     | Conn. In.        |
|---------------|------------------|
| <b>Female</b> |                  |
| 20201         | 1/2 FIP          |
| 20203         | 3/4 FIP          |
| <b>Male</b>   |                  |
| 20205         | 1/2 MIP          |
| 20207         | 3/4 MIP          |
| <b>Sweat</b>  |                  |
| 20208         | 1/2 or 3/4 C x C |

### VACUUM BREAKERS

Anti-Siphon



Self-draining design with break-off screw for permanent installation. Brass construction with rough finish.

| Order No. | Rating PSI |
|-----------|------------|
| 20199     | 125        |

# Pipe Repair Parts & Hangers



## PIPE REPAIR CLAMPS

Short Pattern



Constructed with stainless steel shield, galvanized malleable iron lugs, plated long neck carriage bolt and nut, and neoprene gasket. Measures 3" L.

| Order No. | Size In. IPS |
|-----------|--------------|
| 45181     | 1/2          |
| 45183     | 3/4          |
| 45185     | 1            |
| 45189     | 1-1/2        |
| 45191     | 2            |

## NO-HUB COUPLINGS

Eastman®



Features stainless steel band and clamp.

| Order No. | Size In. |
|-----------|----------|
| 43401     | 1-1/2    |
| 43403     | 2        |
| 43405     | 3        |
| 43407     | 4        |

## TEST CAPS

Eastman®



Features stainless steel band and clamp.

| Order No. | Size In. |
|-----------|----------|
| 43451     | 1-1/2    |



## TEST PLUGS



Features galvanized steel flange and rubber gasket.

| Order No. | Size In. |
|-----------|----------|
| 43431     | 1-1/2    |
| 43433     | 2        |

## RELIEF VALVES

Sewer



| Order No. | Size In. |
|-----------|----------|
| 43507     | 3        |
| 43509     | 3-1/2    |
| 43511     | 4        |



## PIPE HANGERS

Adjustable – J-Hook

Features swivel action to hang pipes on angles. 25/bag.



| Order No. | Size In. |
|-----------|----------|
| MA-SH2000 | 2        |
| MA-SH3000 | 3        |

## PIPE HANGERS

Drain Pipe – J-Hook



Includes nails. 7-1/2" long. 25/bag.

| Order No. | Width In. |
|-----------|-----------|
| MA-J2000  | 2         |
| MA-J3000  | 3         |



## PIPE HANGER STRAPS

Galvanized

Perforated design with alternating nail and bolt holes. Measures 3/4" W. 28 Gauge.



| Order No. | Lgth. Ft. |
|-----------|-----------|
| 43011     | 10        |
| 85076     | 100       |



## HANGING WIRE

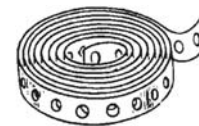


18 Gauge.

| Order No. | Desc.          | Wt. Lbs. |
|-----------|----------------|----------|
| MA-HWA02  | Black annealed | 2        |
| MA-HWA05  | Black annealed | 5        |
| MA-HWG02  | Galvanized     | 2        |
| MA-HWG05  | Galvanized     | 5        |

## HANGER STRAPS

Perforated



3/4" Width.

| Order No. | Desc.         | Lgth. Ft. |
|-----------|---------------|-----------|
| MA-GF1    | Galvanized    | 10        |
| MA-GF-50  | Galvanized    | 50        |
| MA-GF-100 | Galvanized    | 100       |
| MA-CF1    | Copper        | 10        |
| MA-CF-50  | Copper        | 50        |
| MA-CF-100 | Copper plated | 100       |

## HANGER STRAPS

Plastic



For use in hanging pipes, ducts or tubing. 3/4" Width.

| Order No. | Lgth. Ft. |
|-----------|-----------|
| MA-PH50   | 50        |
| MA-PH100  | 100       |

Electrolux & Frigidaire

GE & Hotpoint

Whirlpool & Maytag

Cooking & Gas Products

Dishwasher, Disposer & Water Heater

Laundry

Refrigeration

Fittings, Venting & Installation

Electrical

Plumbing

Property Maintenance

Motors

HVAC/R

Chemicals

Charging, Recovery & Welding

Test Equip., Tools & Service Acc.



# Locksets & Mailbox Locks



## ENTRY LOCKSETS

### Tulip Knob



Features adjustable backset (2-3/8" or 2-3/4") and KW1 keyway. Rekeyable.

| Order No. | Finish          |
|-----------|-----------------|
| 57501     | Polished brass  |
| 57506     | Stainless steel |

## PASSAGE LOCKSETS

### Tulip Knob



Features adjustable backset (2-3/8" or 2-3/4").

| Order No. | Finish          |
|-----------|-----------------|
| 57511     | Polished brass  |
| 57516     | Stainless steel |

## DEADBOLTS

### Single Cylinder



Features adjustable backset (2-3/8" or 2-3/4"), KW1 keyway, and case-hardened bolt with 1" throw.

| Order No. | Finish         |
|-----------|----------------|
| 57521     | Polished brass |
| 57524     | Antique brass  |

## PRIVACY LOCKSETS



Tulip Knob



Lever Handle

Features adjustable backset (2-3/8" or 2-3/4").

| Order No.           | Finish          |
|---------------------|-----------------|
| <b>Tulip Knob</b>   |                 |
| 57531               | Polished brass  |
| 57536               | Stainless steel |
| <b>Lever Handle</b> |                 |
| 57533               | Polished brass  |

## ENTRY LOCKSETS

### Combination



Features adjustable backset (2-3/8" or 2-3/4") and KW1 keyway. Rekeyable. Includes single cylinder deadbolt and entry lockset; keyed alike.

| Order No. | Finish         |
|-----------|----------------|
| 57602     | Polished brass |

**Need help with specifications?  
Our knowledgeable staff  
will be happy to  
assist you!**

## MAILBOX LOCKS

### XL



Features XL-7 keyway.

| Order No. | Type | Face  |
|-----------|------|-------|
| 57401     | C    | Zinc  |
| 57403     | B    | Zinc  |
| 57405     | A    | Brass |

## MAILBOX LOCKS



Features T-146 keyway.

| Order No. | Desc.                          |
|-----------|--------------------------------|
| 57408     | Universal fit, 1-1/2" x 1-5/8" |

## MAILBOX LOCKS



Features HL-1 keyway and 7/8" chrome face. Includes 5 different cams.

| Mailbox Locks |                       |
|---------------|-----------------------|
| Order No.     | Desc.                 |
| 57431         | Inside                |
| 57433         | Outside               |
| Accessories   |                       |
| Order No.     | Desc.                 |
| 57435         | HL-1 Key blank, uncut |

Electrolux & Frigidaire

GE & Hotpoint

Whirlpool & Maytag

Cooking & Gas Products

Dishwasher, Disposer & Water Heater

Laundry

Refrigeration

Fittings, Venting & Installation

Electrical

Plumbing

Property Maintenance

Motors

HVAC/R

Chemicals

Charging, Recovery & Welding

Test Equip., Tools & Service Acc.



# Door Hardware



## DOOR VIEWERS



Features glass lens. Brass plated finish.

| Order No. | Viewing Angle ° | Dia. In. | Door Thick. In. |
|-----------|-----------------|----------|-----------------|
| 56004     | 160             | .465     | 1-3/8 to 2-1/4  |
| 56003     | 190             | .550     | 1-3/8 to 2      |

## DOOR KNOCKERS

w/ Viewer



Features built-in .465" diameter viewer with 160° viewing angle and glass lens. Measures 4" H. Fits doors 1-3/8" to 2" thick.

| Order No. | Finish        |
|-----------|---------------|
| 56011     | Brass plated  |
| 56012     | Antique brass |

## DOOR GUARDS



56021



56031

Includes screws.

| Order No. | Desc.      | Finish         |
|-----------|------------|----------------|
| 56021     | Swing type | Brass plated   |
| 56031     | Chain type | Polished brass |

## SLIDING DOOR/WINDOW LOCKS

Single Bolt



| Order No. | Finish                   |
|-----------|--------------------------|
| 56045     | Sliding door/window lock |

## SLIDING DOOR LOCKS


w/ Bar



Includes bar with aluminum finish (can be cut to size) and brackets.

| Order No. | Bar Lgth. In. |
|-----------|---------------|
| 56053     | 48            |

## DOOR HINGES



Brass plated steel construction. 3-hole design. Measures 3-1/2". Pair.

| Order No. | Desc.                 |
|-----------|-----------------------|
| 57011     | Square corners        |
| 57037     | 5/8" Radiused corners |

## DOOR STOPS

Spring



| Order No.         | Lgth. In. | Finish         |
|-------------------|-----------|----------------|
|                   |           | Standard       |
| 56061             | 3         | Polished brass |
| <b>Heavy-Duty</b> |           |                |
| 56072             | 3         | Polished brass |
| 56071             | 3-3/4     | Polished brass |
| 56075             | 3-3/4     | Chrome         |
| 56076             | 3-3/4     | Brushed nickel |

## DOOR STOPS

Hinge Pin



Zinc construction with plastic bushing and vinyl tips.

No. 56109. Z-shaped.

| Order No. | Finish         |
|-----------|----------------|
| 56101     | Polished brass |
| 56104     | Brushed nickel |
| 56109     | Polished brass |

## DOOR STOPS

Wall



Round, textured design with adhesive back. Paintable.

| Order No. | Dia. In. | Color        |
|-----------|----------|--------------|
| 56137     | 3-1/4    | White        |
| 56138     | 3-1/4    | Navajo white |
| 56139     | 5        | White        |
| 56130     | 5        | Navajo white |

## DOOR STOPS

Wall – Commercial



Stainless steel construction. Includes screw.

| Order No. | Dia. In. |
|-----------|----------|
| 56145     | 2-1/2    |

## SHOWER RODS

Curved



Measures 1" dia. x 5-ft. L. 22 ga.

| Order No. | Finish         |
|-----------|----------------|
| 15118     | Chrome         |
| 15119     | Brushed nickel |

# Shower Accessories & Towel Bars



## SHOWER RODS



1" diameter. Polished finish.

| Order No.              | Wall Thick. In. | Lgth. Ft. |
|------------------------|-----------------|-----------|
| <b>Aluminum</b>        |                 |           |
| 15101                  | .025            | 5         |
| 15103                  | .025            | 6         |
| <b>Stainless Steel</b> |                 |           |
| 15099                  | .012            | 5         |

## SHOWER ROD FLANGES

Adjustable



Chrome finish. Pair.

| Order No. | Desc.    |
|-----------|----------|
| 15095     | ABS      |
| 15093     | Die-cast |

## SHOWER ROD FLANGES

FHA Type



Steel construction with chrome finish. Pair. Includes screws.

| Order No. | Desc.           |
|-----------|-----------------|
| 15092     | Exposed screw   |
| 15097     | Concealed screw |

**Phone or FAX  
your order today!!**

## SHOWER CURTAIN RINGS



Nickel-plated steel construction. 24 per bag.

| Order No. | Desc.                |
|-----------|----------------------|
| 15105     | Shower curtain rings |

## SPLASH GUARDS

Shower

Features adhesive tape on back. White. Pair.



| Order No. | Ht. In. |
|-----------|---------|
| 15261     | 9       |
| 15263     | 48      |

## GRAB BARS



Commercial grade design with concealed screw mounting. Constructed of 18-ga. stainless steel with satin finish.

| Order No. | Dim. In. Dia. x L |
|-----------|-------------------|
| 15188     | 1-1/2 x 24        |

## TOWEL BAR BRACKETS



Chrome finish. Pair.

| Order No.              | For Bar Size In. |
|------------------------|------------------|
| <b>Exposed Screw</b>   |                  |
| 15151                  | 5/8              |
| 15153                  | 3/4              |
| 16155*                 | 3/4              |
| <b>Concealed Screw</b> |                  |
| 15152                  | 5/8              |
| 15155                  | 3/4              |

\* Brushed nickel finish.

## TOWEL BARS



Features square profile with mirror finish. Includes brackets.

| Order No.              | Dim. In. W x L |
|------------------------|----------------|
| <b>Aluminum</b>        |                |
| 15161                  | 5/8 x 18       |
| 15163                  | 5/8 x 24       |
| 15165                  | 5/8 x 36       |
| 15171                  | 3/4 x 18       |
| 15173                  | 3/4 x 24       |
| 15175                  | 3/4 x 36       |
| <b>Stainless Steel</b> |                |
| 15183                  | 5/8 x 24       |
| 15191                  | 3/4 x 24       |
| <b>Brushed Nickel</b>  |                |
| 16177                  | 3/4 x 18       |

## TOWEL BARS

Adjustable



Features plastic construction with spring-loaded endcaps. Fits 5/8" or 3/4" brackets. Can be cut to length. White.

| Order No. | Lgth. In. |
|-----------|-----------|
| 15198     | 24        |

## TOWEL HOLDERS



Surface mount design with metal base and clear lucite ring.

| Order No.              | Finish         |
|------------------------|----------------|
| <b>Exposed Screw</b>   |                |
| 15231                  | Chrome         |
| 16232                  | Brushed nickel |
| <b>Concealed Screw</b> |                |
| 15232                  | Chrome         |

Electrolux & Frigidaire

GE & Hotpoint

Whirlpool & Maytag

Cooking & Gas Products

Dishwasher, Disposer & Water Heater

Laundry

Refrigeration

Fittings, Venting & Installation

Electrical

Plumbing

Property Maintenance

Motors

HVAC/R

Chemicals

Charging, Recovery & Welding

Test Equip., Tools & Service Acc.

# Bathroom Accessories, Toilets & Toilet Seats



## ROBE HOOKS

Double



Surface mount design with concealed screw.

| Order No. | Finish         |
|-----------|----------------|
| 15241     | Chrome         |
| 16241     | Brushed nickel |

## SOAP DISHES



Surface mount design.

| Order No.              | Finish         |
|------------------------|----------------|
| <b>Exposed Screw</b>   |                |
| 15201                  | Chrome         |
| 16202                  | Brushed nickel |
| <b>Concealed Screw</b> |                |
| 15202                  | Chrome         |

## TOOTHBRUSH/CUP HOLDERS



Surface mount design.

| Order No.              | Finish         |
|------------------------|----------------|
| <b>Exposed Screw</b>   |                |
| 15206                  | Chrome         |
| 16207                  | Brushed nickel |
| <b>Concealed Screw</b> |                |
| 15207                  | Chrome         |

## TOILET PAPER HOLDERS



Surface mount design with white roller.

| Order No.              | Finish         |
|------------------------|----------------|
| <b>Exposed Screw</b>   |                |
| 15235                  | Chrome         |
| 16225                  | Brushed nickel |
| <b>Concealed Screw</b> |                |
| 15225                  | Chrome         |

## RECESSED HOLDERS



15215

15209

Chrome finish.

| Order No. | Desc.                        | Rough-In Dim. In. |
|-----------|------------------------------|-------------------|
| 15215     | Soap dish holder w/ grab bar | 4-1/2 x 5-1/4     |
| 15204     | Plastic soap dish for 15215  | -                 |
| 15209     | Toilet paper holder          | 5-1/4 x 5-1/4     |

## TOILET PAPER ROLLERS



Spring-loaded.

| Order No.           | Dia. In. | Finish |
|---------------------|----------|--------|
| <b>Round Ends</b>   |          |        |
| 15131               | 5/8      | White  |
| 15137               | 5/8      | Chrome |
| <b>Stepped Ends</b> |          |        |
| 15133               | 3/8      | White  |
| 15135               | 3/8      | Chrome |

## TOILETS

Vitreous China



Features Hooverline flush valve and 2" glazed reverse trap. 1.6 GPF. 12" rough-in. White.  
**Note:** Does not include seat.

| Order No.            | Desc.          |
|----------------------|----------------|
| <b>Standard</b>      |                |
| 34014                | Tank           |
| 34015                | Round bowl     |
| 34016                | Elongated bowl |
| <b>ADA Compliant</b> |                |
| 34017                | Tank           |
| 34018                | Elongated bowl |

## TOILET SEATS

Closed Front



White. Includes hardware.

| Order No.                      | Desc.     |
|--------------------------------|-----------|
| <b>Enameled Wood</b>           |           |
| 65905                          | Round     |
| 65907                          | Elongated |
| <b>Stain-Resistant Plastic</b> |           |
| 65901                          | Round     |
| 65903                          | Elongated |



Don't see it here?  
We can get it for you.  
Call us!

# Vanities



## VANITIES

### Chianti Collection



One Door

Two Door



One Door/Two Drawer

Features MDF face frame and doors, European style concealed hinges, 1/2" plywood sides and bottom, pre-installed assembly clips, and gloss white polyurethane finish. Measures 30" H.

| Order No.                  | Dim. In. W x D |
|----------------------------|----------------|
| <b>One Door</b>            |                |
| 24200                      | 18 x 16        |
| <b>Two Door</b>            |                |
| 24201                      | 24 x 18        |
| 24202                      | 30 x 18        |
| 24204                      | 24 x 21        |
| 24205                      | 30 x 21        |
| <b>One Door/Two Drawer</b> |                |
| 24203                      | 30 x 18        |
| 24206                      | 30 x 21        |

## VANITIES

### Sienna Collection



One Door

Two Door



One Door/Two Drawer

Features 3/4" solid oak face frame and doors, European style concealed hinges, 1/2" plywood sides and bottom, and pre-installed assembly clips. Measures 30" H.

| Order No.                  | Dim. In. W x D |
|----------------------------|----------------|
| <b>One Door</b>            |                |
| 24213                      | 18 x 16        |
| <b>Two Door</b>            |                |
| 24214                      | 24 x 18        |
| 24215                      | 30 x 18        |
| 24217                      | 24 x 21        |
| 24218                      | 30 x 21        |
| <b>One Door/Two Drawer</b> |                |
| 24216                      | 30 x 18        |
| 24219                      | 30 x 21        |



Electrolux & Frigidaire

GE & Hotpoint

Whirlpool & Maytag

Cooking & Gas Products

Dishwasher, Disposer & Water Heater

Laundry

Refrigeration

Fittings, Venting & Installation

Electrical

Plumbing

Property Maintenance

Motors

HVAC/R

Chemicals

Charging, Recovery & Welding

Test Equip., Tools & Service Acc.

# Lavatory & Kitchen Sinks



## DROP-IN SINKS

Vitreous China



White.

| Order No. | Desc. | Dim. In. |
|-----------|-------|----------|
| 34007     | Round | 19       |
| 34006     | Oval  | 17 x 20  |

## UNDERMOUNT SINKS

Vitreous China



White.

| Order No. | Desc. | Dim. In. |
|-----------|-------|----------|
| 34008     | Oval  | 17 x 14  |

## PEDESTAL SINKS

Vitreous China



4" centers. White.

| Order No. | Desc. | Dim. In. |
|-----------|-------|----------|
| 34009     | Bowl  | 22 x 18  |
| 34010     | Base  | 26       |

## VANITY TOPS

3-Hole



Cultured marble construction with gelcoat finish.

| Order No.          | Desc. | Dim. In. W x D |
|--------------------|-------|----------------|
| <b>Solid White</b> |       |                |
| 24160              |       | 19 x 17        |
| 24162              |       | 25 x 19        |
| 24164              |       | 31 x 19        |
| 24170              |       | 25 x 22        |
| 24172              |       | 31 x 22        |
| 24174              |       | 37 x 22        |
| 24178              |       | 49 x 22        |
| <b>White Swirl</b> |       |                |
| 24161              |       | 19 x 17        |
| 24163              |       | 25 x 19        |
| 24165              |       | 31 x 19        |
| 24171              |       | 25 x 22        |
| 24173              |       | 31 x 22        |
| 24175              |       | 37 x 22        |
| 24179              |       | 49 x 22        |

## KITCHEN SINKS

Stainless Steel



Features 4-hole design with deep ledges, rolled rim and sound-deadening pads. 20 ga. Measures 22" W. Satin finish.

| Order No. | Desc.       | Dim. In. L x D |
|-----------|-------------|----------------|
| 86101     | Single bowl | 25 x 6         |
| 86103     | Double Bowl | 33 x 8         |



# SAVE Labor & Material Costs – Eliminate Installation of Multiple Alarms with:



- Cost-effective solution to bring your properties up to code.

*Especially for jurisdictions where installation of Carbon Monoxide Alarms are required*



The **First & Only** Alarm with **4 in 1** Protection

Model MDSCN111



MicroProcessor – Intelligence –

Look for Smart Alarm Technology in these USI products

|         |          |         |
|---------|----------|---------|
| MDS300  | MP308    | MCND401 |
| MDS300L | MCN108   | MICN109 |
| MP117   | MDS107   | MCN400  |
| MI106   | MDSCN111 | MI3050  |

## NEW Microprocessor Intelligence Also Protects Against Nuisance Alarms

- Virtually eliminates nuisance alarms from common sources such as cooking smoke or steam from showers.
- Reduces the potential of unwanted alarms by automatically adjusting the alarm sensitivity to compensate for changes in temperature and humidity



Scan to learn more about Universal Smoke Sensing Technology™



© 2012 USI Electric, Inc.

Electrolux & Frigidaire

GE & Hotpoint

Whirlpool & Maytag

Cooking & Gas Products

Dishwasher, Disposer & Water Heater

Laundry

Refrigeration

Fittings, Venting & Installation

Electrical

Plumbing

Property Maintenance

Motors

HVAC/R

Chemicals

Charging, Recovery & Welding

Test Equip., Tools & Service Acc.

# Smoke & Fire Alarms



## SMOKE & FIRE ALARM KITS

### Hearing Impaired



Includes AC ionization smoke and fire alarm, relay and 177 candela strobe. Strobe maintains 1 Hz. flash rate. Meets ADA requirements. UL listed.

| Order No. | Volts AC |
|-----------|----------|
| USI-2413  | 120      |

## SMOKE & FIRE ALARMS

### Interconnectable – Heat Alarm



Features 130°F fixed temperature alarm, red flashing LED on heat alarm, green LED power indicator, test button and 85 dB horn. Interconnectable up to 18 units with 12 smoke alarms max. Includes mounting ring, wire harness and 9V battery back-up. UL listed. California State Fire Marshal approved.

| Order No. | Volts AC | Hz. |
|-----------|----------|-----|
| USI-2430  | 120      | 60  |

## SMOKE & FIRE ALARMS

### Battery Operated – Photoelectric – Platinum Series



Features red LED flashing alarm indicator, test button and 85 dB horn. Includes heavy-duty battery, installation bracket and mounting hardware. UL listed. California State Fire Marshal approved.

| Order No. | Desc.                                 |
|-----------|---------------------------------------|
| SS-901-LR | Battery operated smoke and fire alarm |

## SMOKE & FIRE ALARMS

### Battery Operated – Standard Series



SS-770-LR (full size)



SS-770-6CC (mini)

Features alarm and power test buttons, dual ionization sensing chamber, audible low battery indicator and 85 dB horn. Includes 9V battery, mounting plate and hardware. UL listed. California State Fire Marshal approved.

| Order No.   | Desc.                          |
|-------------|--------------------------------|
| SS-770-LR   | Individually boxed (full size) |
| SS-770-3P   | 3-Pc. bulk pack (mini)         |
| SS-770-6CC  | 6-Pc. contractor pack          |
| SS-770-24CC | 24-Pc. master carton (mini)    |

## RELAYS



For control of external devices such as lights, bells, sirens and exit signs up to 120V AC or 28V DC @ 5 Amps max. Includes 18 AWG 7" prestripped wiring harness. UL listed.

| Order No. | Dim. In. L x W x H |
|-----------|--------------------|
| USI-960   | 3-1/2 x 1 x 1-3/4  |

## SMOKE & FIRE ALARMS

### Ionization



Features pull-out battery drawer, silence/test button, red LED power indicator and low battery indicator. Tamper resistant. 9V battery included. UL listed. California State Fire Marshal approved.

| Order No. | Desc.                         |
|-----------|-------------------------------|
| 2975      | Ionization smoke & fire alarm |

## SMOKE & FIRE ALARMS

### Ionization – M Series



Superior nuisance alarm resistance, battery drawer, silence/test button, red LED power indicator, ambient condition adjustment, self diagnostics, low battery indicator and end-of-service-life warning. Tamper resistant. 9V battery included. UL listed. California State Fire Marshal approved.

| Order No. | Desc.                         |
|-----------|-------------------------------|
| MI3050    | Ionization smoke & fire alarm |

## SMOKE & FIRE ALARMS

### Ionization – Interconnectable



Features alarm locator, pull-out battery drawer, silence/test button and plastic dust cover. Interconnectable up to 24 devices. Tamper resistant. 120V AC/DC with battery back-up. UL listed. California State Fire Marshal approved.

| Order No. | Battery     |
|-----------|-------------|
| 5304      | 9V Alkaline |

## SMOKE & FIRE ALARMS

### Ionization – Interconnectable – M Series



Superior nuisance alarm resistance, battery drawer, silence/test button, red LED power indicator, plastic dust cover, ambient condition adjustment, self diagnostics, low battery indicator and end-of-service-life warning. Interconnectable up to 24 devices. Tamper resistant. 120V AC/DC with 9V battery. UL listed. California State Fire Marshal approved.

| Order No. | Desc.                         |
|-----------|-------------------------------|
| MI106     | Ionization smoke & fire alarm |

# Smoke, Fire, CO & Natural Gas Alarms



## SMOKE & FIRE ALARMS

### Photoelectric – M Series



Superior nuisance alarm resistance, battery drawer, silence/test button, red LED power indicator, ambient condition adjustment, self diagnostics, low battery indicator and end-of-service-life warning. Tamper resistant. 9V battery included. UL listed. California State Fire Marshal approved.

| Order No.    | Desc.                            |
|--------------|----------------------------------|
| <b>MP308</b> | Photoelectric smoke & fire alarm |

## SMOKE & FIRE ALARMS

### Photoelectric – Interconnectable – M Series



Superior nuisance alarm resistance, battery drawer, silence/test button, red LED power indicator, plastic dust cover, ambient condition adjustment, self diagnostics, low battery indicator and end-of-service-life warning. Interconnectable up to 24 devices. Tamper resistant. 9V battery back-up. UL listed. California State Fire Marshal approved.

| Order No.    | Volts AC/DC |
|--------------|-------------|
| <b>MP117</b> | 120         |

## SMOKE & FIRE ALARMS

### IoPhic® – M Series Smart Alarm



Virtually eliminates nuisance alarms caused by non-hazardous sources. Single-sensor alarm responds 87% faster\* to slow smoldering fires. Also responds quickly to fast flaming fires. UL listed. California State Fire Marshal approved..

| Order No.       | Desc.                                      |
|-----------------|--|
| <b>MDS300B</b>  | IoPhic smoke & fire alarm                  |
| <b>MDS300CN</b> | IoPhic smoke & fire alarm (Canadian model) |

\* UL217 Smoldering Smoke Test on 5/26/2010, Underwriters Laboratories Project #09CA38078.

## SMOKE & FIRE ALARMS

### IoPhic® – Interconnectable – M Series



Superior nuisance alarm resistance, battery drawer, silence/test button, red LED power indicator, plastic dust cover, ambient condition adjustment, self diagnostics, low battery indicator and end-of-service-life warning. Interconnectable up to 24 devices. Tamper resistant. 9V battery back-up. 120V AC/DC. UL listed. California State Fire Marshal approved.

| Order No.       | Desc.   |
|-----------------|---|
| <b>MDS107</b>   | IoPhic interconnectable smoke & fire alarm                  |
| <b>MDS107CN</b> | IoPhic interconnectable smoke & fire alarm (Canadian model) |

## SMOKE & FIRE ALARMS

### IoPhic® – Smart Alarm



2-in-1 Smoke and Fire Smart Alarm provides 10 years of continuous protection against fast flaming and slow smoldering fires. Sealed battery (included) will never have to be replaced throughout the life of the alarm. Features microprocessor intelligence to virtually eliminate nuisance alarms.

| Order No.       | Description               |
|-----------------|---------------------------|
| <b>MI3050SB</b> | 2-In-1 Smoke & Fire Alarm |

**Phone or FAX  
your order today!!**

## SMOKE & FIRE ALARMS

### Universal – Smart Alarm



2-in-1 Universal Smoke Sensing and Fire Alarm responds 87% faster to slow smoldering fires and responds quickest to fast flaming fires. 10-year sealed battery and microprocessor that eliminates nuisance alarms.

| Order No.     | Description               |
|---------------|---------------------------|
| <b>MI106S</b> | 1-In-1 Smoke & Fire Alarm |

## SMOKE & FIRE ALARMS

### Universal – Smart Alarm



Features tamper proof sealed 10 year battery. Combines photoelectric & ionization technology in one alarm.

| Order No.       | Description               |
|-----------------|---------------------------|
| <b>MDSK300S</b> | 2-In-1 Smoke & Fire Alarm |

## 3-IN-1 ALARMS



3-in-1 Alarm protects against smoke, fire and carbon monoxide. Eliminates annoying low battery chirps. No batteries to change. Lithium-free battery power is ECO friendly.

| Order No.       | Description |
|-----------------|-------------|
| <b>MI3510SB</b> |             |

- Electrolux & Frigidaire
- GE & Hotpoint
- Whirlpool & Maytag
- Cooking & Gas Products
- Dishwasher, Disposer & Water Heater
- Laundry
- Refrigeration
- Fittings, Venting & Installation
- Electrical
- Plumbing
- Property Maintenance
- Motors
- HVAC/R
- Chemicals
- Charging, Recovery & Welding
- Test Equip., Tools & Service Acc.



# Smoke, Fire, CO & Natural Gas Alarms

## 3-IN-1 ALARMS



3-in-1 Alarm protects against smoke, fire and carbon monoxide. Eliminates annoying low battery chirps. No batteries to change. Lithium-free battery power is ECO friendly.

| Order No.       | Description |
|-----------------|-------------|
| <b>MIC1509S</b> |             |

## COMBINATION ALARMS

Ionization, CO & Natural Gas – M Series



Features pull-out battery drawer, silence/test button, (4) LED indicators, plastic dust cover, ambient condition adjustment, self diagnostics, low battery indicator and end-of-service-life warning. Interconnectable up to 24 devices. Tamper resistant. 9V battery back-up. UL listed. California State Fire Marshal approved.

| Order No.      | Volts AC/DC |
|----------------|-------------|
| <b>MICN109</b> | 120         |

**Not all the products we carry are listed in this catalog. If you don't see what you're looking for, please contact your local branch for assistance.**

## CO & NATURAL GAS ALARMS



For use in houses, apartments and mobile homes, in new or replacement installations. ETL listed. California State Fire Marshal approved.

| Order No.       | Desc.   |
|-----------------|---|
| <b>MCN400B</b>  | Plug-in CO & natural gas alarm                  |
| <b>MCN400CN</b> | Plug-in CO & natural gas alarm (Canadian model) |

## CO & NATURAL GAS ALARMS

For use in houses, apartments and mobile homes, in new or replacement installations. Display shows level of carbon monoxide detected. ETL listed. California State Fire Marshal approved.



| Order No.        | Desc.                                   |
|------------------|---|
| <b>MCND401B</b>  | CO & natural gas alarm                  |
| <b>MCND401CN</b> | CO & natural gas alarm (Canadian model) |

## SMOKE & FIRE ALARMS

IoPhic® – 4-in-1 Protection



Protects against smoke, fire, carbon monoxide and natural gas. Responds 87% faster\* to slow smoldering fires. Virtually eliminates false alarms from sources like everyday cooking smoke and steamy showers. Interconnectable up to 24 devices. Offers origination/locator feature, self diagnostics and end-of-service-life warning. UL listed. California State Fire Marshal approved.

| Order No.         | Desc.   |
|-------------------|---|
| <b>MDSCN111</b>   | IoPhic 4-in-1 smoke & fire alarm                  |
| <b>MDSCN111CN</b> | IoPhic 4-in-1 smoke & fire alarm (Canadian model) |

\* UL217 Smoldering Smoke Test on 5/26/2010, Underwriters Laboratories Project #09CA38078.

## CARBON MONOXIDE ALARMS

Smart Alarm



Provides 10 years of continuous protection against the silent killer - carbon monoxide. Features sealed battery (included) that will never have to be replaced, and microprocessor intelligence to virtually eliminate nuisance alarms. Mount this alarm on the wall or leave it standing up on a table top.

| Order No.       | Description           |
|-----------------|-----------------------|
| <b>MCD305SB</b> | Carbon Monoxide Alarm |

## CARBON MONOXIDE ALARMS

Smart Alarm



Provides 10 years of continuous protection against the silent killer - carbon monoxide. Features sealed battery (included) that will never have to be replaced, and microprocessor intelligence to virtually eliminate nuisance alarms. Mount this alarm on the wall or leave it standing up on a table top.

| Order No.       | Description           |
|-----------------|-----------------------|
| <b>MCD304SB</b> | Carbon Monoxide Alarm |

## LIGHTING SYSTEM

Emergency – Lite Aide®



Automatic emergency lighting system with variable brightness night light. Soft LED night light that automatically turns ON at dark, and automatically turns OFF at dawn. Features variable brightness and low power consumption.

| Order No.     | Description           |
|---------------|-----------------------|
| <b>HE-430</b> | Automatic Night Light |

# Blowers, Fans & Fan Motors



## CROSSFLOW BLOWERS



For use in fireplace inserts, kick heaters and other electric heat applications. Features ball bearings and 60mm blower wheel. 110V.

| Order No. | Wheel Lgth. In. | OAL In. |
|-----------|-----------------|---------|
| 1401      | 5               | 7.5     |
| 1402      | 7               | 10.5    |
| 1403      | 9.5             | 12.75   |
| 1404      | 11.5            | 15.5    |
| 1405      | 14.17           | 17.75   |

## DUCT FANS

Acme 9000 Series



For use with metal, fiberglass or flex ducts 6" diameter or larger; can also be used in square or rectangular ducts. Features steel housing with welded seams, permanently lubricated motor bearings, and aluminum fan.

| Order No. | Size In. | 1550 RPM |       |      |
|-----------|----------|----------|-------|------|
|           |          | CFM      | Volts | Amps |
| 9010      | 10       | 600      | 110   | 0.5  |
| 9012      | 12       | 910      | 120   | .91  |
| 9014      | 14       | 1290     | 120   | 1    |
|           |          | 3000 RPM |       |      |
| 9000*     | 6        | 240      | 110   | .41  |
| 9008      | 8        | 380      | 110   | .91  |

\* Plastic fan.

## AUTOMATIC DUCT FANS

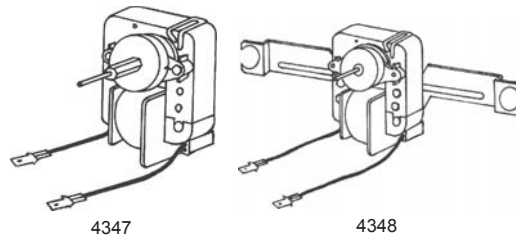


Air flow in duct turns fan on and off. Controlled by air pressure sensing switch, which is factory mounted and wired with 10-ft. cord. 3000 RPM. 110V.

| Order No. | Fan Blade | Duct Size |      | CFM @ Free Air |
|-----------|-----------|-----------|------|----------------|
|           |           | In.       | Amps |                |
| 9000-AUTO | Plastic   | 6         | .41  | 140            |
| 9008-AUTO | Aluminum  | 8         | .91  | 380            |

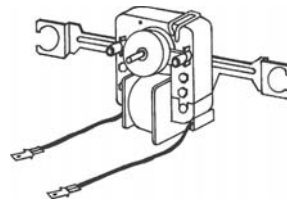
## EVAPORATOR FAN MOTORS

Refrigerator



4347

4348



4349

No. 4349. Includes fan blade.

| Order No. | Replaces Whirlpool No. |
|-----------|------------------------|
| 4347      | 2149299                |
| 4348      | 2163766 & 2183833      |
| 4349      | 4318017                |

Let us be the first stop for all your product needs!

Electrolux & Frigidaire

GE & Hotpoint

Whirlpool & Maytag

Cooking & Gas Products

Dishwasher, Disposer & Water Heater

Laundry

Refrigeration

Fittings, Venting & Installation

Electrical

Plumbing

Property Maintenance

Motors

HVAC/R

Chemicals

Charging, Recovery & Welding

Test Equip., Tools & Service Acc.



# In-Line Fans, Motor Mounts, Rain Guards & Blowers



## IN-LINE FANS

### AFG Series



Features external rotor motor with ball bearings, and metal housing. Compatible with speed controllers. ETL listed.

| Order No.        | RPM  | Watts | Duct Dia. In. | Dim. In. L x OD    |
|------------------|------|-------|---------------|--------------------|
| <b>AFG 4</b>     | 3105 | 104   | 4             | 8-1/16 x 10        |
| <b>AFG 5XL</b>   | 2995 | 106   | 5             | 8-1/16 x 10        |
| <b>AFG 6</b>     | 2170 | 107   | 6             | 8-11/16 x 11-15/16 |
| <b>AFG 8</b>     | 2220 | 229   | 8             | 9-7/16 x 13-9/16   |
| <b>AFGS 8XL</b>  | 2745 | 240   | 8             | 9-7/16 x 13-9/16   |
| <b>AFG 10</b>    | 2500 | 227   | 10            | 9-7/16 x 13-9/16   |
| <b>AFG 12</b>    | 2610 | 232   | 12.4          | 11-3/4 x 15-7/8    |
| <b>AFGS 12XL</b> | 2320 | 272   | 12.4          | 11-3/4 x 15-7/8    |

## IN-LINE FANS

### AFR Series



Features external rotor motor with ball bearings, high-impact plastic housing, and automatic reset thermal overload protection. ETL listed.

| Order No.       | RPM  | Watts | Duct Dia. In. | Dim. In. L x OD   |
|-----------------|------|-------|---------------|-------------------|
| <b>AFR 100</b>  | 3100 | 105   | 4             | 9-1/16 x 9-15/16  |
| <b>AFR 125</b>  | 2920 | 107   | 5             | 8-11/16 x 9-13/16 |
| <b>AFR 150</b>  | 2950 | 111   | 6             | 11-1/4 x 11-13/16 |
| <b>AFR 200</b>  | 2650 | 111   | 8             | 10-7/8 x 13-3/8   |
| <b>AFRS 200</b> | 2730 | 260   | 8             | 10-7/8 x 13-3/8   |
| <b>AFRS 250</b> | 2870 | 233   | 10            | 10-7/8 x 13-3/8   |
| <b>AFR 315</b>  | 2275 | 231   | 12.4          | 10-7/8 x 15-3/4   |

## IN-LINE FANS

### Mixed Flow



Features two-speed external rotor motor with ball bearings, and ABS plastic housing. ETL listed.

| Order No.       | RPM Hi/Low | Duct Dia. In. | Dim. In. L x W x H           |
|-----------------|------------|---------------|------------------------------|
| <b>AM 100</b>   | 3230/3080  | 4             | 9-11/16 x 6-9/16 x 7-1/2     |
| <b>AM 125</b>   | 3190/3000  | 5             | 9-11/16 x 6-9/16 x 7-1/2     |
| <b>AM 125 S</b> | 3260/2945  | 5             | 11-5/8 x 8-3/4 x 9-13/16     |
| <b>AM 150</b>   | 3145/2690  | 6             | 11-5/8 x 8-3/4 x 9-13/16     |
| <b>AM 200</b>   | 2220/1610  | 8             | 11-5/8 x 9-7/16 x 10-1/4     |
| <b>AM 250</b>   | 2490/1955  | 10            | 15-1/16 x 11-5/16 x 12-11/16 |
| <b>AM 315</b>   | 2330/1985  | 12.4          | 17-1/2 x 14-1/4 x 16-1/16    |

## MOTOR MOUNTS

### 48 Frame – Rigid Jok



Features double-ring design with lock-on hangers, lock washer, and security bolt.

| Order No.  | Bolt Lgth. In. | Mount. Hole Dia. In. |
|------------|----------------|----------------------|
| <b>135</b> | 2-1/2          | 3/8                  |

## RAIN GUARDS



For protection of condensing unit motor. Can be press-fit onto shaft or mounted on studs. Polyethylene construction.

| Order No.  | Dia. In. | Bore Size In. |
|------------|----------|---------------|
| <b>155</b> | 6-3/4    | 1/2           |

## TANGENTIAL BLOWERS

For use in fireplace inserts, kick heaters and other electric heat applications. Features 65mm blower wheel. 110V.

| Order No.   | Wheel Lgth. In. |
|-------------|-----------------|
| <b>1521</b> | 4.5             |
| <b>1522</b> | 7               |
| <b>1523</b> | 10              |
| <b>1524</b> | 13              |



# Condenser Fan & Blower Motors



## CONDENSER FAN MOTORS



Features single speed, permanent split capacitor, totally enclosed design and automatic overload. Reversible rotation. 5-5/8" diameter. 48 Frame. Single phase. 208-230V. 60 Hz. 1075 RPM.

| Order No.              | HP  | Amps | Shaft Dim. In. |
|------------------------|-----|------|----------------|
| <b>Ball Bearings</b>   |     |      |                |
| <b>FE1026SC</b>        | 1/4 | 1.3  | 1/2 x 6        |
| <b>FE1036SC</b>        | 1/3 | 1.8  | 1/2 x 6        |
| <b>FE1056SC</b>        | 1/2 | 2.8  | 1/2 x 6        |
| <b>Sleeve Bearings</b> |     |      |                |
| <b>FSE1016SV1</b>      | 1/6 | 0.9  | 1/2 x 6-1/2    |
| <b>FSE1026SV1</b>      | 1/4 | 1.3  | 1/2 x 6-1/2    |
| <b>FSE1036SV1</b>      | 1/3 | 1.8  | 1/2 x 6-1/2    |
| <b>FSE1056SV1</b>      | 1/2 | 2.8  | 1/2 x 6-1/2    |
| <b>FSE1076SV1</b>      | 3/4 | 4.2  | 1/2 x 6-1/2    |

## CONDENSER FAN MOTORS

Outdoor



Features single speed, permanent split capacitor, totally enclosed design, sleeve bearings class B insulation, removable drain plugs, automatic overload and 36" lead length. Reversible rotation. 5-5/8" diameter. 48Y Frame. Shaft measures 1/2" x 6-1/2". Mounts by belly band, thru bolts for Rheem mounting holes with screws (included). Single phase. 208-230V. 60 Hz. UL and CSA approved.

| Order No.      | HP       | Amps | RPM  |
|----------------|----------|------|------|
| <b>ORM5458</b> | 1/3, 1/6 | 2.0  | 1075 |
| <b>ORM5488</b> | 1/3, 1/8 | 2.1  | 825  |

## BLOWER MOTORS

Direct Drive



Features shaded pole, sleeve bearings, open enclosure and automatic overload. 42 Frame. 5" diameter. CWSE rotation. Resilient ring mounting. 60 Hz. 1050 RPM.

| Order No.        | HP                   | Amps | No. Speeds | Shaft Dim. In. |
|------------------|----------------------|------|------------|----------------|
| <b>115 Volts</b> |                      |      |            |                |
| <b>BL6414</b>    | 1/5, 1/8, 1/10       | 6.5  | 3          | 1/2 x 5-1/2    |
| <b>BL6416</b>    | 1/5, 1/8, 1/10, 1/15 | 7.1  | 4          | 1/2 x 2-5/8    |

## BLOWER MOTORS

Direct Drive



Features permanent split capacitor, copper windings, continuous air over, 50° rise, class B insulation, open enclosure and automatic overload. 48 Frame. 5-5/8" diameter. Reversible rotation. 3 speed design. 2-1/2" mounting rings. Single phase. 60 Hz. 1075 RPM.

| Order No.            | HP  | Amps | Shaft Dim. In. | Bearings |
|----------------------|-----|------|----------------|----------|
| <b>115 Volts</b>     |     |      |                |          |
| <b>DL1026</b>        | 1/4 | 3.5  | 1/2 x 4-1/2    | Sleeve   |
| <b>DL1036</b>        | 1/3 | 4.9  | 1/2 x 4-1/2    | Sleeve   |
| <b>DL1056</b>        | 1/2 | 6.5  | 1/2 x 4-1/2    | Sleeve   |
| <b>DL1076</b>        | 3/4 | 8.9  | 1/2 x 4-1/2    | Sleeve   |
| <b>BDL1106</b>       | 1   | 12.3 | 1/2 x 6        | Ball     |
| <b>208-230 Volts</b> |     |      |                |          |
| <b>D1036AO</b>       | 1/3 | 2.6  | 1/2 x 4-1/2    | Sleeve   |
| <b>D1056AO</b>       | 1/2 | 3.2  | 1/2 x 4-1/2    | Sleeve   |
| <b>D1076</b>         | 3/4 | 4.0  | 1/2 x 4-1/2    | Sleeve   |
| <b>BD1106</b>        | 1   | 5.1  | 1/2 x 6-1/2    | Ball     |
| <b>460 Volts</b>     |     |      |                |          |
| <b>BDH1106*</b>      | 1   | 3.2  | 1/2 x 6-1/2    | Ball     |

\* 1100 RPM.

**Quality Products**  
**Quality People**

Electrolux  
& Frigidaire

GE  
& Hotpoint

Whirlpool  
& Maytag

Cooking  
& Gas  
Products

Dishwasher,  
Disposer &  
Water Heater

Laundry

Refrigeration

Fittings,  
Venting &  
Installation

Electrical

Plumbing

Property  
Maintenance

Motors

HVAC/R

Chemicals

Charging,  
Recovery  
& Welding

Test Equip.,  
Tools &  
Service Acc.

# Blower & Oil Burner Motors



## BLOWER MOTORS

Direct Drive



OTC6001 & OTC6004

OTC4513

Features open enclosure, sleeve bearings and automatic overload. 42 Frame. Single phase. 60 Hz. 1550 RPM.

| Order No.                        | HP   | Volts   | Amps     | Rotation | Shaft Dim. In. |
|----------------------------------|------|---------|----------|----------|----------------|
| <b>Split Capacitor</b>           |      |         |          |          |                |
| <b>OTC6001</b>                   | 1/15 | 230     | 1.30     | CWSE     | 5/16 x 2-3/4   |
| <b>OTC6004</b>                   | 1/20 | 230     | 1.11     | CCWSE    | 5/16 x 2-1/2   |
| <b>Permanent Split Capacitor</b> |      |         |          |          |                |
| <b>OTR4513</b>                   | 1/8  | 208-240 | 0.8, 0.9 | CCWLE    | 1/2 x 3-1/8    |

## BLOWER MOTORS

Indoor – Masterfit™



For use with 5 or 10 MFD 370V capacitor (included) depending on HP need. Features permanent split capacitor, resilient rings, extended thru bolts, class B insulation, continuous duty air over, automatic overload and open enclosure. Mounts by belly band, thru bolts of shell holes. Reversible rotation. 48 Frame. 5-5/8" diameter. 1/2" x 5" shaft. 60 Hz. 1075 RMP.

| Order No.      | Max. HP | Max. Amps | Bearings |
|----------------|---------|-----------|----------|
| <b>FDL6001</b> | 1/2     | 7.0       | Sleeve   |
| <b>FD6000</b>  | 1/2     | 3.9       | Sleeve   |
| <b>FDL6002</b> | 3/4     | 9.1       | Ball     |
| <b>FD6001</b>  | 3/4     | 3.9       | Ball     |

## MOTORS

MultiFit™



Mounts in all angles. Features class B insulation, double sealed ball bearings, permanent split capacitor, reversing plug and totally enclosed design. 1/2" x 3" shaft. 5" diameter. Single speed. 208-230V. 60 Hz. 1075 RPM max. Includes 36" leads.

| Order No.                         | HP              | RPM              | Amps          |
|-----------------------------------|-----------------|------------------|---------------|
| <b>Use 5 MFD 370V Capacitor</b>   |                 |                  |               |
| <b>9722</b>                       | 1/8, 1/10, 1/12 | 1075, 1135, 1155 | 0.9, 0.6, 0.5 |
| <b>9724</b>                       | 1/4, 1/5, 1/6   | 1625, 1715, 1759 | 1.6, 1.0, 0.7 |
| <b>Use 7.5 MFD 370V Capacitor</b> |                 |                  |               |
| <b>9723</b>                       | 1/4, 1/5, 1/6   | 1075, 1145, 1165 | 2.0, 1.2, 1.0 |

## OIL BURNER MOTORS

Split Phase



N Flange

M Flange

Single speed, split phase design with sleeve bearings, continuous duty operation, totally enclosed and manual reset overload. 5-5/8" diameter. Shaft measures 1/2" x 1-13/16". 40°C rise. Single phase. 115V. 60 Hz.

| Order No.                         | HP  | Amps | RPM  | Rotation   |
|-----------------------------------|-----|------|------|------------|
| <b>48N Frame – N Flange Mount</b> |     |      |      |            |
| <b>EL2004V1</b>                   | 1/8 | 2.5  | 1725 | Reversible |
| <b>XEL2014</b>                    | 1/6 | 3.2  | 1725 | Reversible |
| <b>EL2014V1</b>                   | 1/6 | 3.2  | 1725 | Reversible |
| <b>EL2024</b>                     | 1/4 | 3.7  | 1725 | Reversible |
| <b>48M Frame – M Flange Mount</b> |     |      |      |            |
| <b>EL2002</b>                     | 1/7 | 2.5  | 3450 | Reversible |

# Pump & Unit Heater Motors



## PUMP MOTORS

Split Phase



For resilient base mounting applications. Split phase design with sleeve bearings, continuous duty operation, open drip proof enclosure and automatic overload. Reversible rotation. 40°C rise. Single phase. 60 Hz. 1725 RPM.

| Order No.                         | HP  | Volts   | Amps      | Shaft Dim. In. |
|-----------------------------------|-----|---------|-----------|----------------|
| <b>5-5/8" Dia. – 48/56 Frame*</b> |     |         |           |                |
| <b>GF2014</b>                     | 1/6 | 115     | 4.9       | 1/2 x 1-5/8    |
| <b>GF2024</b>                     | 1/4 | 115     | 5.4       | 1/2 x 1-5/8    |
| <b>GF2034</b>                     | 1/3 | 115     | 6.8       | 1/2 x 1-5/8    |
| <b>GF2054</b>                     | 1/2 | 115     | 8.0       | 1/2 x 1-5/8    |
| <b>6-1/2" Dia. – 56 Frame</b>     |     |         |           |                |
| <b>GK2074</b>                     | 3/4 | 115     | 12.2      | 5/8 x 1-7/8    |
| <b>F681</b>                       | 3/4 | 230/115 | 5.2, 10.4 | 5/8 x 1-7/8    |
| <b>GK2104DV1</b>                  | 1   | 115/230 | 15.6, 7.8 | 5/8 x 1-7/8    |

\* Includes shaft adapter and key.



## DRAFT INDUCER BLOWER MOTORS



Single speed, shaded pole design with ball bearings and open enclosure. Features automatic overload protection and CWLE rotation. 3.3" diameter. 60 Hz.

| Order No.    | Volts | RPM  | Amps |
|--------------|-------|------|------|
| <b>66404</b> | 120   | 3200 | 1.2  |



## DRAFT INDUCER BLOWER MOTORS



Single speed, shaded pole design with C-type frame, ball bearings and automatic overload protection. Clockwise rotation. Shaft measures 1" x 5/16" x 1-7/8". Includes plastic fan blade, leads and plug 60 Hz. 25 HP.

| Order No.    | Volts | RPM  | Amps |
|--------------|-------|------|------|
| <b>65569</b> | 115   | 3300 | 1.80 |
| <b>65570</b> | 230   | 3000 | 0.80 |

## DRAFT INDUCER BLOWER MOTORS



Single speed, shaded pole design with open enclosure, sleeve bearings and automatic overload protection. 3.3" diameter. CCWLE rotation. 115V. 60 Hz.

| Order No.    | HP   | RPM  | Amps |
|--------------|------|------|------|
| <b>82180</b> | 1/20 | 3300 | 1.54 |
| <b>82121</b> | 1/33 | 3000 | 1.10 |



Electrolux & Frigidaire

GE & Hotpoint

Whirlpool & Maytag

Cooking & Gas Products

Dishwasher, Disposer & Water Heater

Laundry

Refrigeration

Fittings, Venting & Installation

Electrical

Plumbing

Property Maintenance

Motors

HVAC/R

Chemicals

Charging, Recovery & Welding

Test Equip., Tools & Service Acc.

# OEM Motors

## FASCO

| FASCO MODEL           | TYPE | HP   | VOLTS | RPM  | SPD. | AMPS | ROT. | BRING. | CROSS REF.                | FIG. | NOTES |
|-----------------------|------|------|-------|------|------|------|------|--------|---------------------------|------|-------|
| AMERICAN WATER HEATER |      |      |       |      |      |      |      |        |                           |      |       |
| W1                    | SP   | 1/25 | 115   | 3210 | 1    | 1.9  | CW   | SLV    | 7021-10060, 3000288       | A    |       |
| AO SMITH              |      |      |       |      |      |      |      |        |                           |      |       |
| W2                    | SP   | 1/14 | 115   | 3275 | 1    | 2.3  | CW   | BALL   | 7021-10770, 183505-000    | B    |       |
| W4                    | SP   | 1/20 | 115   | 3400 | 1    | 1.8  | CCW  | SLV    | 7021-10910, 183381-000    | C    |       |
| BRADFORD WHITE        |      |      |       |      |      |      |      |        |                           |      |       |
| W3                    | SP   | 1/17 | 115   | 3000 | 1    | 1.8  | CCW  | SLV    | 117524-00, 239-39785-00   | D    |       |
| W5                    | SP   | 1/14 | 115   | 3275 | 1    | 2.5  | CW   | BALL   | 7021-10712, 239-42133-00B | E    |       |
| W6                    | SP   | 1/15 | 115   | 3000 | 1    | 2.2  | CCW  | SLV    | 7021-9764, 239-4061 4-00C | F    |       |
| GSW                   |      |      |       |      |      |      |      |        |                           |      |       |
| W7                    | SP   | 1/25 | 115   | 3200 | 1    | 1.3  | CW   | SLV    | 7021-8347, 63217          | G    |       |
| W8                    | SP   | 1/25 | 115   | 3200 | 1    | 1.3  | CW   | SLV    | 7021-9756, 63172          | H    |       |
| STATE IND.            |      |      |       |      |      |      |      |        |                           |      |       |
| W9                    | SP   | 1/60 | 115   | 3000 | 1    | 0.95 | CW   | SLV    | 7021-10548, 0012400500    | I    |       |
| W10                   | SP   | 1/20 | 115   | 3400 | 1    | 1.8  | CCW  | SLV    | 7021-11086, 0012400540    | J    |       |



FIG. A W1



FIG. B W2



FIG. C W4



FIG. D W3



FIG. E W5



FIG. F W6



FIG. G W7



FIG. H W8



FIG. I W9



FIG. J W10

NEW ITEM!

*Thermally protected • UL recognized • CSA or ULc certified*

**NOTE:** Rotation is determined by looking at shaft end. Shaft length is measured from motor face.



# OEM Motors

## FASCO

| FASCO MODEL                | TYPE | HP                 | VOLTS     | RPM  | SPD. | AMPS         | ROT.   | BRNG. | SHAFT DIM.  | "A" DIM. | CROSS REF.   | FIG. | NOTES |
|----------------------------|------|--------------------|-----------|------|------|--------------|--------|-------|-------------|----------|--|------|-------|
| <b>AIR AMERICA CORP.</b>   |      |                    |           |      |      |              |        |       |             |          |  |      |       |
| ▶ D1028                    | SP   | 1/8                | 115       | 1050 | 1    | 3.3          | CW     | BALL  | 1/2 X 2-1/2 | 3 1/2    | A0510B2008   | A    |       |
| <b>AIR PLUS</b>            |      |                    |           |      |      |              |        |       |             |          |  |      |       |
| A087                       | PSC  | 1/6                | 115/230   | 2400 | 1    | 2.8/1.1      | CCW    | SLV   |             |          | 7062-4687  | B    | 195   |
| <b>ALADDIN STEEL</b>       |      |                    |           |      |      |              |        |       |             |          |  |      |       |
| A120                       | SP   | 1/40               | 120       | 3000 | 2    | 1.1          | CW OLE | BALL  |             |          | 230-1460, 7002-2983                                      | C    |       |
| <b>AMANA</b>               |      |                    |           |      |      |              |        |       |             |          |  |      |       |
| D1062                      | PSC  | 1/20 - 1/30 - 1/40 | 265       | 1100 | 3    | .4 - .3 - .2 | CW     | SLV   | 1/2 X 3-1/2 | 3 3/4    | Amana C-6397902<br>Emerson K48HCNB-1458<br>5KCP29FK5258S | D    | 1     |
| D1056                      | PSC  | 1/20 - 1/30 - 1/40 | 208 - 230 | 1100 | 3    | .4 - .3 - .2 | CW     | SLV   | 1/2 X 3     | 3 5/8    | Amana 900 Unit, C61147-5<br>5KCP29FK886S                 | E    | 1, 18 |
| D1058                      | PSC  | 1/20 - 1/30 - 1/40 | 265       | 1100 | 3    | .5 - .3 - .2 | CW     | SLV   | 1/2 X 2-1/2 | 3 5/8    | 5KCP29FK885S<br>Amana C-61147-6                          | F    |       |
| A129                       | SP   |                    | 115       | 3250 | 1    | 1.95         | CW     |       |             |          | Amana, 7021-9064<br>7021-9259                            | G    |       |
| A158                       | PSC  |                    | 115       | 3450 | 1    | 0.7          | CW     |       |             |          | Amana, 7062-3151   | H    |       |
| A160                       | SP   |                    | 115       | 3000 | 1    | 1.6          | CW     |       |             |          | Amana, 7002-2407   | I    |       |
| A180                       | SP   | 1/30               | 115       | 3400 | 1    | 1.8          | CCW    | BALL  |             |          | 7021-9625, 20190601                                      | J    |       |
| A185                       | SP   | 1/30               | 115       | 3125 | 1    | 1.2          | CW     | SLV   |             |          | 7021-9316, 105854-04                                     | K    |       |
| A280                       | SP   | 1/25               | 115       | 3000 | 1    | 1.5          | CW     | SLV   |             |          | 7021-7794, D986868                                       | L    |       |
| A283                       | SP   | 1/25               | 115       | 3000 | 1    | 1.5          | CCW    | SLV   |             |          | 7021-8730, D9868617                                      | L    |       |
| A286                       | SP   | 1/35               | 208/230   | 3125 | 1    | 0.6          | CW     | SLV   |             |          | 7021-9398, 11096904                                      | K    |       |
| A287                       | SP   | 1/25               | 115       | 3000 | 1    | 1.2          | CW     | SLV   |             |          | 7021-9655, 10585405                                      | K    |       |
| A289                       | SP   | 1/30               | 208/230   | 3125 | 1    | 0.8          | CW     | BALL  |             |          | 7058-0081, 20351402                                      | M    |       |
| <b>AMERICAN AIR FILTER</b> |      |                    |           |      |      |              |        |       |             |          |  |      |       |
| ▶ D1065                    | PSC  | 1/6                | 277       | 1600 | 1    | 0.9          | CCW    | SLV   | 1/2 X 2-1/2 | 3 1/3    | ZCAABBWY15141, IWCQ5827<br>5KCP29DK3697T                 | N    | 1     |
| ▶ D827                     | PSC  | 1/8                | 115       | 700  | 1    | 2.5          | CCW    | BALL  | 1/2 X 2     | 5 1/2    | 7-150444-02  | O    | 3     |

NOTES: 1: 4M 370V capacitor 3: 6M 370V capacitor 18: Rotation is determined by viewing lug end. 195: 50/60 Hz



FIG. A D1028



FIG. B A087



FIG. C A120



FIG. D D1062



FIG. E D1056



FIG. F D1058



FIG. G A129



FIG. H A158



FIG. I A160



FIG. J A180



FIG. K A185, A286, A287



FIG. L A280, A283



FIG. M A289



FIG. N D1065



FIG. O D827

Products are NOT SUITABLE  
for unattended equipment  
unless indicated by ▶

Electrolux  
& Frigidaire

GE  
& Hotpoint

Whirlpool  
& Maytag

Cooking  
& Gas  
Products

Dishwasher,  
Disposer &  
Water Heater

Laundry

Refrigeration

Fittings,  
Venting &  
Installation

Electrical

Plumbing

Property  
Maintenance

Motors

HVAC/R

Chemicals

Charging,  
Recovery  
& Welding

Test Equip.,  
Tools &  
Service Acc.

# OEM Motors

## FASCO

| FASCO MODEL           | TYPE | HP           | VOLTS     | RPM  | SPD. | AMPS      | ROT. | BRNG. | SHAFT DIM.   | "A" DIM. | CROSS REF.   | FIG. | NOTES |
|-----------------------|------|--------------|-----------|------|------|-----------|------|-------|--------------|----------|--|------|-------|
| <b>APRILAIRE</b>      |      |              |           |      |      |           |      |       |              |          |  |      |       |
| D1110                 | SP   | 1/55         | 115       | 1300 | 1    | .7        | CW   | BALL  | 1/4 X 1 7/8  | 3 5/8    | 7163-8633, 10002351  | A    |       |
| D1114                 | SP   | 1/11         | 115       | 1250 | 1    | .5        | CW   | SLV   | 1/4 X 3 1/8  | 2 1/2    | 7163-7448, 33110076  | B    |       |
| <b>ARKLA</b>          |      |              |           |      |      |           |      |       |              |          |  |      |       |
| D795                  | PSC  | 1/3          | 115       | 825  | 1    | 6.1       | REV  | BALL  | 1/2 X 6      | 5 3/4    | Gas Heat Pump<br>K55HXSFN8042  | C    |       |
| <b>ARMSTRONG</b>      |      |              |           |      |      |           |      |       |              |          |  |      |       |
| A155                  | SP   |              | 115       |      |      |           |      |       |              |          | Armstrong 7021-10046   | D    |       |
| <b>BOHN</b>           |      |              |           |      |      |           |      |       |              |          |  |      |       |
| D1124                 | SP   | 1/20         | 115       | 1550 | 1    | 2.1       | CW   | SLV   | 5/16 X 3     | 3        | 5KSM59JSK143S &<br>5KSM59JS5036S   | E    | 5     |
| D1126                 | SP   | 1/15         | 230       | 1550 | 1    | 1.1       | CCW  | SLV   | 5/16 X 3     | 3 1/2    | 5KSM59LS2262AS   | E    | 5     |
| D1125                 | PSC  | 1/12         | 208 - 230 | 1550 | 1    | 0.4       | CW   | SLV   | 5/16 X 2-5/8 | 3 3/4    | 7190-0442  | F    | 6     |
| <b>BROAN</b>          |      |              |           |      |      |           |      |       |              |          |  |      |       |
| ▶ K610                | SP   | 1/60         | 115       | 3000 | 2    | .88 - .68 | CCW  | SLV   | .217 X 1.3   |          | Motor 30080011<br>Model Y2-52000   | G    |       |
| ▶ K612                | SP   | 1/65         | 115       | 3000 | 1    | 0.8       | CW   | SLV   | .25 X 2.7    |          | Model 162 (Before 1980)  | H    |       |
| ▶ K611                | SP   | 1/100        | 115       | 3000 | 1    | 0.67      | CCW  | SLV   | .25 X 2.45   |          | Model 162 (After 1980)   | I    |       |
| D1087                 | SP   | 1/12         | 115       | 1050 | 1    | 2.9       | CW   | SLV   | 1/2 X 2-1/3  | 2 5/8    | 99-08-0178, 7151-3160  | J    |       |
| K110                  | SP   | 1/75         | 115       | 3000 | 1    | 0.9       | CCW  | SLV   | .217 X 2.37  |          | 99-08-0165, 670A   | K    |       |
| <b>BRYANT/CARRIER</b> |      |              |           |      |      |           |      |       |              |          |  |      |       |
| D803                  | PSC  | 1/3 -<br>1/4 | 230       | 1075 | 2    | 2.6 - 2.2 | REV  | SLV   | 1/2 X 3-1/2  | 4 1/2    | K55HXLK-5918<br>HC41VB701  | L    |       |
| D1179                 | SP   | 1/30         | 115       | 3000 | 1    | 1.5       | CW   | SLV   | 5/16 X 2     | 3 1/2    | BDP P251-2916<br>FRANKLIN 8251510360   | M    |       |
| D1180                 | SP   | 1/20         | 115       | 3300 | 1    | 1.9       | CW   | SLV   | 5/16 X 2-1/8 | 3 5/8    | Carrier HC27UE120,<br>BDP 398A, BDP P251-2307<br>U.E. JAIP053N, UE Stock 580 | M    |       |

NOTES: 5: Special low-temperature oil 6: Includes 4M 370V capacitor



FIG. A D1110



FIG. B D1114



FIG. C D795



FIG. D A155



FIG. E D1124, D1126



FIG. F D1125



FIG. G K610



FIG. H K612



FIG. I K611



FIG. J D1087



FIG. K K110



FIG. L D803



FIG. M D1179, D1180

*Thermally protected • UL recognized • CSA or ULc certified*

**NOTE:** Rotation is determined by looking at shaft end. Shaft length is measured from motor face.

# OEM Motors

## FASCO

| FASCO MODEL              | TYPE | HP                  | VOLTS     | RPM  | SPD. | AMPS         | ROT. | BRNG. | SHAFT DIM.              | "A" DIM.   | CROSS REF.   | FIG. | NOTES  |
|--------------------------|------|---------------------|-----------|------|------|--------------|------|-------|-------------------------|------------|--|------|--------|
| <b>BRYANT/PAYNE</b>      |      |                     |           |      |      |              |      |       |                         |            |  |      |        |
| D847                     | PSC  | 1/8                 | 208 - 230 | 1125 | 1    | 0.9          | CCW  | SLV   | 1/2 X 3-1/2             | 3 3/4      | K1543, HC35VE-230<br>KA55CGD-9658                              | A    |        |
| <b>BUCK STOVE</b>        |      |                     |           |      |      |              |      |       |                         |            |  |      |        |
| D1138                    | SP   | 1/50 - 1/80 - 1/140 | 115       | 1500 | 3    | .9 - .6 - .5 | CW   | SLV   | 5/16 X 2-1/2            | 4          | R22CCW270ZD<br>7163-6045                                       | B    |        |
| D1139                    | SP   | 1/50 - 1/80 - 1/125 | 115       | 1500 | 3    | 0.88         | CW   | SLV   | 2-1/2 X 5/16<br>X 1-1/8 | 2<br>13/16 | R22CW206MD   | C    |        |
| <b>BUTLER VENTILATOR</b> |      |                     |           |      |      |              |      |       |                         |            |  |      |        |
| D1066                    | SP   | 1/10                | 115       | 1050 | 1    | 3.6          | CW   | BALL  | 1/2 X 2-3/4             | 3 7/8      | 846PY4V, 2414  | D    |        |
| <b>CAMCO</b>             |      |                     |           |      |      |              |      |       |                         |            |  |      |        |
| D1119                    | SP   | 1/90                | 240       | 1500 | 1    | 0.34         | CCW  | SLV   | 1/4 X 1-1/2             | 2 1/4      | Universal JBIP04410V<br>Electrohome 2868-405-173<br>Rotom R302 | E    |        |
| <b>CARRIER</b>           |      |                     |           |      |      |              |      |       |                         |            |  |      |        |
| D455                     | SP   | 1/30                | 115 / 230 | 3000 | 1    | 1.3 - .7     | CCW  | BALL  | 1/4 X 3-7/8             | 5 7/8      |  | F    | 7, 196 |
| D456                     | SP   | 1/15                | 115 / 230 | 3000 | 1    | 2 - 1        | CW   | BALL  | 1/4 X 2-3/4             | 6 1/2      |  | G    | 7, 196 |
| D457                     | SP   | 1/15                | 115 / 230 | 3000 | 1    | 2 - 1        | CCW  | BALL  | 1/4 X 2-3/4             | 6 1/2      |  | G    | 7, 196 |
| D458                     | SP   | 1/15                | 208 - 230 | 3000 | 1    | 1            | CW   | BALL  | 1/4 X 2-3/4             | 6 1/2      |  | G    | 7, 196 |
| D1174                    | SP   | 1/15                | 460       | 3000 | 1    | 0.6          | CW   | BALL  | 1/4 X 2-1/2             | 6 3/4      | Carrier HC34AU725A<br>Universal JB1P044NV<br>HC24AU725         | G    | 8      |
| D1178                    | PSC  | 1/15                | 208 - 230 | 3450 | 1    | 0.45         | CW   | BALL  | 1/4 X 2 - 3/4           | 6 3/4      | Carrier HC680001,<br>Fasco 7162-3829                           | H    |        |

NOTES: 7: Includes shaft bushing 8: Does not have shaft bushing 196: Draft Booster/ Flue Exhaust/ Switch Motors



FIG. A D847



FIG. B D1138



FIG. C D1139



FIG. D D1066



FIG. E D1119



FIG. F D455



FIG. G D456, D457, D458, D1174



FIG. H D1178

Products are NOT SUITABLE  
for unattended equipment  
unless indicated by ➤

Electrolux  
& Frigidaire

GE  
& Hotpoint

Whirlpool  
& Maytag

Cooking  
& Gas  
Products

Dishwasher,  
Disposer &  
Water Heater

Laundry

Refrigeration

Fittings,  
Venting &  
Installation

Electrical

Plumbing

Property  
Maintenance

Motors

HVAC/R

Chemicals

Charging,  
Recovery  
& Welding

Test Equip.,  
Tools &  
Service Acc.



# OEM Motors

## FASCO

| FASCO MODEL     | TYPE | HP                    | VOLTS     | RPM  | SPD. | AMPS                   | ROT. | BRNG. | SHAFT DIM.          | "A" DIM. | CROSS REF.   | FIG. | NOTES |
|-----------------|------|-----------------------|-----------|------|------|------------------------|------|-------|---------------------|----------|--|------|-------|
| CARRIER (cont.) |      |                       |           |      |      |                        |      |       |                     |          |  |      |       |
| D864            | PSC  | 1/6 - 1/8 - 1/10      | 208 - 230 | 1040 | 3    | 1.3 - 1.2 - 1.1        | CW   | SLV   | 2-1/8 X 1/2 X 7-1/4 | 3 3/4    | 124279, 128560<br>124276, 7126-0103<br>7126-0043   | A    | 9, 16 |
| D842            | PSC  | 1/5                   | 230       | 1075 | 1    | 1.3                    | CW   | SLV   | 1/2 X 3 X 1/4       | 3 3/4    | HC37VE230<br>Cond. Round unit  | B    | 1     |
| D848            | PSC  | 1/5 - 1/6 - 1/8       | 265 - 277 | 1040 | 3    | 1.1 - .8 - .7          | CW   | SLV   | 3 X 1/2 X 7         | 3 1/2    | 51PH124275<br>HC37MB-730   | A    | 9, 16 |
| D463            | SP   | 1/30                  | 208 - 230 | 3000 | 1    | 0.65                   | CW   | BALL  | 5/16 X 2-1/2        | 3 7/8    | HC24HE230  | C    |       |
| D1182           | PSC  | 1/16                  | 208 - 230 | 3450 | 1    | 0.57                   | CCW  | SLV   | 5/16 X 3 - 1/3      | 4 1/2    | 7162-3367, HC30GB230B<br>K33HXCCP-915, HC30GB230   | D    | 10    |
| D459            | SP   | 1/15                  | 230 / 460 | 3000 | 1    | 1.2 - .6               | CW   | BALL  | 1/4 X 3             | 7        | HC24AU725A, JB1P044<br>AB1S078, JB1R039<br>AB1S029   | E    |       |
| D844            | PSC  | 1/4                   | 230       | 1625 | 1    | 1.5                    | CW   | SLV   | 1/2 X 3             | 3 1/2    | HC37ME268<br>5KCP39BG7524S   | F    | 1     |
| D843            | PSC  | 1/4 - 1/5             | 208 - 230 | 1075 | 1    | 2.2 - 2                | REV  | SLV   | 1/2 X 4-1/4         | 4        | F48SG6MA10, F48SG6MA16<br>F48SG6MA28, F48SG6MA37<br>F48SJ6MA28, HC37MZ220,<br>HC39VE608, HC39ML706,<br>HC39ME720 | G    | 11    |
| D802            | PSC  | 1/2                   | 460       | 1050 | 1    | 0.9                    | REV  | BALL  | 1/2 X 3-1/3         | 5 1/2    | Carrier HC44VL463A<br>AO Smith FEH1056S<br>GE 5KCP39PGH600CS   | H    | 12    |
| S2846           | PSC  | 1/2                   | 230 / 460 | 1075 | 1    | 3.9 - 2                | REV  | BALL  | 1/2 X 5-3/8         | 6 1/2    | Canopy Type<br>Outdoor Condenser Fan Motor   | I    | 14    |
| D838            | PSC  | 3/4 - 1/2 - 1/3 - 1/4 | 115       | 1075 | 4    | 11.2 - 9.7 - 7.5 - 6.4 | REV  | SLV   | 1/2 X 6-1/2         | 5 1/4    | HC45SE116, SC435X101,<br>HC43SE116   | J    |       |
| S2848           | PSC  | 3/4                   | 230 / 460 | 1075 | 1    | 4.7 - 2.4              | REV  | BALL  | 1/2 X 6             | 7 3/4    | Canopy Type<br>Outdoor Condenser Fan Motor   | K    | 15    |

NOTES: 1: 4M 370V capacitor 9: 3M 370V capacitor 10: Has hall effect sensor 11: 5M 440V Capacitor 12: 10M 370V Capacitor  
14: 7.5M 440V Capacitor 15: 20M 370V Capacitor 16: Rotation is determined by viewing lug end



FIG. A D864, D848



FIG. B D842



FIG. C D463



FIG. D D1182



FIG. E D459



FIG. F D844



FIG. G D843



FIG. H D802



FIG. I S2846



FIG. J D838



FIG. K S2848

*Thermally protected • UL recognized • CSA or ULc certified*  
**NOTE:** Rotation is determined by looking at shaft end. Shaft length is measured from motor face.

# OEM Motors

## FASCO

| FASCO MODEL             | TYPE | HP               | VOLTS     | RPM  | SPD. | AMPS               | ROT. | BRNG. | SHAFT DIM.             | "A" DIM.   | CROSS REF.  | FIG. | NOTES |
|-------------------------|------|------------------|-----------|------|------|--------------------|------|-------|------------------------|------------|---|------|-------|
| CARRIER/WHIRLPOOL       |      |                  |           |      |      |                    |      |       |                        |            |   |      |       |
| D1176                   | PSC  | 1/15 - 1/25      | 115       | 1550 | 2    | 1 - .8             | DS   | SLV   | 4-7/8 X 3/8<br>X 4-7/8 | 4          | 130096, 202466  | A    | 1     |
| CHAMPION COOLER         |      |                  |           |      |      |                    |      |       |                        |            |   |      |       |
| D1069                   | SP   | 1/10 - 1/15      | 115       | 1040 | 2    | 3.5 - 2.2          | DS   | SLV   | 3 X 3/8 X 3            | 2 5/8      | 7151-2925, 7151-0109,<br>MP2500                                       | B    |       |
| CHROMALOX               |      |                  |           |      |      |                    |      |       |                        |            |   |      |       |
| D1118                   | SP   | 1/30             | 240       | 1500 | 1    | 0.6                | CW   | BALL  | 5/16 X 3-1/2           | 2<br>13/16 | 2868-811-005B, 2868-505-016,<br>2686-511-027A                         | C    |       |
| CHRYSLER AIRTEMP        |      |                  |           |      |      |                    |      |       |                        |            |   |      |       |
| D1022                   | PSC  | 1/5 - 1/6 - 1/8  | 208 - 230 | 1100 | 3    | 1.6 - 1.1<br>- 1   | CW   | SLV   | 2-3/8 X 1/2<br>X 2-3/4 | 3 7/8      | 3704387, 2874493, 2874495   | D    | 16    |
| COLEMAN                 |      |                  |           |      |      |                    |      |       |                        |            |   |      |       |
| A088                    | SP   | 88CFM            | 115       | 3200 | 1    | 1.3                | CW   |       |                        |            | 7021-5478   | E    |       |
| D178                    | SP   | 1/8 - 1/11       | 115       | 1050 | 2    | 4.5 - 3.4          | CW   | SLV   | 1/2 X 4                | 3 1/4      | Blower Motor  | F    |       |
| D408                    | SP   | 1/150            | 115       | 3000 | 1    | 0.5                | CW   | SLV   | 1/4 X 1-1/2            | 5 1/2      | 7995-316, 7121-5906   | G    |       |
| CONSOLIDATED INDUSTRIES |      |                  |           |      |      |                    |      |       |                        |            |   |      |       |
| A128                    | SP   |                  | 115       | 3000 | 1    | 0.9                | CW   |       |                        |            | 7021-6376, 7021-9404  | H    |       |
| COPELAND                |      |                  |           |      |      |                    |      |       |                        |            |   |      |       |
| D783                    | PSC  | 1/4              | 208 - 230 | 1625 | 1    | 1.5                | REV  | SLV   | 1/2 X 6                | 4          | 3047, 050-0238-00   | I    |       |
| DUOTHERM                |      |                  |           |      |      |                    |      |       |                        |            |   |      |       |
| D1080                   | SP   | 1/6              | 115       | 1050 | 1    | 7.9                | CW   | BALL  | 1/2 X 4                | 4 1/2      | 3-14826; 100,000 BTU<br>Furnaces                                      | J    |       |
| D1081                   | PSC  | 1/6 - 1/8 - 1/10 | 115       | 1625 | 3    | 2.4 - 1.9<br>- 1.5 | REV  | SLV   | 3-1/2 X 1/2<br>X 3-5/8 | 4 7/8      | 3-9650; 12,000 - 13,000 BTU's<br>5KCP29MG40115<br>8743810260, 3-18440 | K    | 12    |
| D1001                   | SP   | 1/15             | 115       | 1000 | 1    | 3.2                | CW   | SLV   | 3/8 X 3-1/4            | 2 1/3      | 3-9930  | L    |       |

NOTES: 1: 4M 370V capacitor 12: 10M 370V Capacitor 16: Rotation is determined by viewing lug end



FIG. A D1176



FIG. B D1069



FIG. C D1118



FIG. D D1022



FIG. E A088



FIG. F D178



FIG. G D408



FIG. H A128



FIG. I D783



FIG. J D1080



FIG. K D1081



FIG. L D1001

Electrolux  
& Frigidaire

GE  
& Hotpoint

Whirlpool  
& Maytag

Cooking  
& Gas  
Products

Dishwasher,  
Disposer &  
Water Heater

Laundry

Refrigeration

Fittings,  
Venting &  
Installation

Electrical

Plumbing

Property  
Maintenance

Motors

HVAC/R

Chemicals

Charging,  
Recovery  
& Welding

Test Equip.,  
Tools &  
Service Acc.



# OEM Motors

## FASCO

| FASCO MODEL                        | TYPE | HP              | VOLTS     | RPM  | SPD. | AMPS            | ROT. | BRING. | SHAFT DIM.          | "A" DIM. | CROSS REF.  | FIG. | NOTES |
|------------------------------------|------|-----------------|-----------|------|------|-----------------|------|--------|---------------------|----------|---|------|-------|
| ECONOMITE/MID-CONTINENT GAS BURNER |      |                 |           |      |      |                 |      |        |                     |          |   |      |       |
| D1151                              | SP   | 1/40            | 115       | 1500 | 1    | 1.2             | CCW  | SLV    | 5/16 X 3-1/4        | 2 3/4    | AA2P026N  | A    |       |
| EMERSON                            |      |                 |           |      |      |                 |      |        |                     |          |   |      |       |
| D1033                              | PSC  | 1/5 - 1/6 - 1/8 | 208 - 230 | 1400 | 3    | 1.6 - 1.5 - 1.3 | DS   | SLV    | 2-3/4 X 1/2 X 3-1/2 | 3 3/4    | Quiet Cool  | B    |       |
| EVANS/ARMSTRONG/LSI/HOME           |      |                 |           |      |      |                 |      |        |                     |          |   |      |       |
| ▶ D825                             | PSC  | 1 - 3/4         | 230       | 1625 | 2    | 6.2 - 5.6       | REV  | SLV    | 1/2 X 3             | 6 3/4    | 5KCP35SG6445  | C    | 12    |
| EVCON                              |      |                 |           |      |      |                 |      |        |                     |          |   |      |       |
| A156                               | SP   |                 | 115       | 3000 | 1    | 1.4             | CW   |        |                     |          | Evcon 7021-8935   | D    |       |
| K629                               | SP   | 1/85            | 115       | 2950 | 1    | 0.67            | CW   | SLV    | 1/4 X 1-1/8         |          | 7102-2187   | E    |       |
| EXCEL COMFORT                      |      |                 |           |      |      |                 |      |        |                     |          |   |      |       |
| A100                               | SP   | 1/45            | 115       | 3000 | 1    | 1.5             | CW   | BALL   |                     |          | 7058-0280, 20093603/B   | F    |       |
| FASCO                              |      |                 |           |      |      |                 |      |        |                     |          |   |      |       |
| ▶ K102                             | SP   | 1/200           | 115       | 3000 | 1    | 0.64            | CW   | SLV    | .181 X 1.5          |          | Model 2435  | G    |       |
| ▶ K100                             | SP   | 1/100           | 115       | 3000 | 1    | 0.71            | CW   | SLV    | .181 X 1.11         |          | 0648-0027 Ventilator  | H    |       |
| ▶ K101                             | SP   | 1/150           | 230       | 3000 | 1    | 0.58            | CCW  | SLV    | .217 X 1.34         |          | Model 2540; 7102-0001 Motor   | I    |       |
| ▶ D1159                            | SP   | 1/130           | 115       | 1500 | 1    | 0.45            | CCW  | SLV    | 5/16 X 1-1/8        | 2 1/8    | 7163-1845, VENT 656, VENT 293A, VENT PV7896                             | J    |       |
| ▶ D1160                            | SP   | 1/110           | 115       | 1480 | 1    | 0.58            | CW   | SLV    | 5/16 X 1-1/2        | 2 1/8    | 7163-2593, 663, 668, 763, 768, 661                                      | K    |       |
| ▶ D1162                            | SP   | 1/100           | 115       | 1500 | 1    | 0.6             | REV  | SLV    | 5/16 X 1            | 3 1/2    | 7163-8909<br>7163-1541, Model 659 Vent                                  | L    |       |
| ▶ D1161                            | SP   | 1/15 - 1/25     | 115       | 1500 | 1    | 2.9 - 1.9       | CCW  | SLV    | 5/16 X 2            | 4 1/4    | Several Blower Applications   | M    |       |
| D824                               | PSC  | 1/4 - 1/8       | 115       | 1100 | 2    | 3.2 - 2.4       | REV  | BALL   | 1/2 X 3-1/2         | 5 3/4    | Pedestal Fan 7126-0922, 7126-2594, 7126-0485, 7126-0936                 | N    | 1     |
| ▶ D820                             | PSC  | 1/3 - 1/4       | 120       | 1050 | 2    | 4.8 - 4.5       | REV  | SLV    | 1/2 X 2             | 4 1/4    | Whole house fans, 7126-1194, 7126-0545, 7126-0158, 7126-0460, 7126-1195 | O    |       |

NOTES: 1: 4M 370V capacitor 12: 10M 370V Capacitor



FIG. A D1151



FIG. B D1033



FIG. C D825



FIG. D A156



FIG. E K629



FIG. F A100



FIG. G K102



FIG. H K100



FIG. I K101



FIG. J D1159



FIG. K D1160



FIG. L D1162



FIG. M D1161



FIG. N D824



FIG. O D820

Products are NOT SUITABLE for unattended equipment unless indicated by ▶

*Thermally protected • UL recognized • CSA or ULc certified*  
**NOTE:** Rotation is determined by looking at shaft end. Shaft length is measured from motor face.

# OEM Motors

## FASCO

| FASCO MODEL      | TYPE | HP                          | VOLTS     | RPM  | SPD. | AMPS                     | ROT.   | BRNG. | SHAFT DIM.          | "A" DIM. | CROSS REF.  | FIG. | NOTES |
|------------------|------|-----------------------------|-----------|------|------|--------------------------|--------|-------|---------------------|----------|---|------|-------|
| <b>FEDDERS</b>   |      |                             |           |      |      |                          |        |       |                     |          |   |      |       |
| D441             | SP   | 1/80                        | 115       | 1500 | 1    | 0.6                      | CCW    | SLV   | 1/4 X 1             | 2 1/8    | Fedders, Oasis, Whirlpool Port Dehumidifiers  | A    |       |
| D186             | SP   | 1/20                        | 460       | 1500 | 1    | 0.4                      | CW     | SLV   | 5/16 X 2-1/3        | 2 7/8    | Roof Top A/C  | B    |       |
| D1012            | SP   | 1/15 - 1/20 - 1/25          | 115       | 1550 | 3    | 2.3 - 1.9 - 1.6          | DS     | SLV   | 3 X 3/8 X 3         | 3 3/8    | RMR, RY1302, 5206-00025-001 Y24CW50, 7190-0163  | C    |       |
| D1010            | SP   | 1/8 - 1/12 - 1/15           | 115       | 1050 | 3    | 4.4 - 3 - 2.3            | DS     | SLV   | 3-1/3 X 1/2 X 2-3/4 | 3 3/8    | Window AC Motor; S196-20-2  | D    |       |
| D1011            | SP   | 1/6 - 1/12 - 1/15           | 208 - 230 | 1050 | 3    | 2.5 - 1.6 - 1.2          | DS     | SLV   | 3-1/3 X 1/2 X 2-3/4 | 3 1/4    | Window AC Motors; S196-42-1, S296-161-3   | D    |       |
| D884             | PSC  | 1/6 - 1/8 - 1/10            | 115       | 1050 | 3    | 2.3 - 2 - 1.8            | DS     | SLV   | 5 X 1/2 X 4         | 3 3/4    | S196-59-1, 2:72-1, 2:73-1, 2:74-1,2,3   | E    |       |
| D882             | PSC  | 1/5                         | 230       | 1080 | 1    | 1.5                      | CW     | SLV   | 1/2 X 4-1/4         | 3 1/2    | Condenser Fan; S196-179-1   | F    | 17    |
| D1016            | PSC  | 1/4                         | 230       | 1100 | 1    | 2                        | CW     | SLV   | 1/2 X 4-1/8         | 3 7/8    | Condenser Fan; S196-18-2  | G    |       |
| A159             | SP   | 159 CFM                     | 230       | 1550 | 1    | 0.5                      |        |       |                     |          | AK4K84BX; 11-7096   | H    |       |
| A161             | SP   | 161 CFM                     | 230       | 1600 | 1    | 0.6                      |        |       |                     |          | Brinkley 8353920103; Fedders  | I    |       |
| <b>FRIEDRICH</b> |      |                             |           |      |      |                          |        |       |                     |          |   |      |       |
| D868             | PSC  | 1/3 - 1/4 - 1/5 - 1/6 - 1/7 | 230       | 1075 | 5    | 2.1 - 1.5 - 1.2 - 1 - .9 | CCW    | SLV   | 2-3/4 X 1/2 X 2-1/4 | 4 3/4    | 5KCP39MG90965, 5KCP39KGE9925 5KCP39LGD8045, 5KCP39LGG7205 5KCP39LKG010T, 5KCP39MG7145S 5KCP39MG9679S, 5KCP39LGM011T | J    | 18    |
| <b>FRYMASTER</b> |      |                             |           |      |      |                          |        |       |                     |          |   |      |       |
| A110             | SP   | 1/70                        | 115       | 3200 | 1    | .90/.80                  | CW     | BALL  |                     |          | 7021-0898   | K    | 195   |
| A111             | SP   | 1/40                        | 208/240   | 3200 | 1    | 0.8                      | CW OLE | BALL  |                     |          | 7021-11294, 8073637   | L    |       |

NOTES: 17: 7.5M 370V Cap installed 18: Rotation is determined by viewing lug end. 195: 50/60 Hz



FIG. A D441



FIG. B D186



FIG. C D1012



FIG. D D1010, D1011



FIG. E D884



FIG. F D882



FIG. G D1016



FIG. H A159



FIG. I A161



FIG. J D868



FIG. K A110



FIG. L A111

Electrolux & Frigidaire

GE & Hotpoint

Whirlpool & Maytag

Cooking & Gas Products

Dishwasher, Disposer & Water Heater

Laundry

Refrigeration

Fittings, Venting & Installation

Electrical

Plumbing

Property Maintenance

Motors

HVAC/R

Chemicals

Charging, Recovery & Welding

Test Equip., Tools & Service Acc.

# OEM Motors

## FASCO

| FASCO MODEL                            | TYPE | HP                     | VOLTS                                | RPM      | SPD. | AMPS               | ROT.  | BRNG. | SHAFT DIM.          | "A" DIM. | CROSS REF.   | FIG. | NOTES |
|--|------|------------------------|--------------------------------------|----------|------|--------------------|-------|-------|---------------------|----------|--|------|-------|
| <b>GAFFERS AND SATTLER</b>             |      |                        |                                      |          |      |                    |       |       |                     |          |  |      |       |
| D862                                   | PSC  | 1/2 - 1/3              | 208 - 230                            | 1075     | 2    | 3.2 - 3            | DS    | SLV   | 2-5/8 X 1/2 X 2-1/2 |          | Roof Top A/C Direct; Pak 1.5 & 2.0 EA  | A    | 13    |
| <b>GENERAL ELECTRIC</b>                |      |                        |                                      |          |      |                    |       |       |                     |          |  |      |       |
| D896                                   | PSC  | 1/5 - 1/8              | 208 - 230                            | 1625     | 2    | 1.1 - .7           | CCWLE | SLV   | 2-7/8 X 1/2 X 2-1/4 | 3 3/4    | KCP39DGD7795, WJ94X0518  | B    | 1     |
| D897                                   | PSC  | 1/5 - 1/6 - 1/8 - 1/10 | 230                                  | 1075     | 4    | 1.5 - 1.1 - 1 - .8 | CW    | SLV   | 2-3/8 X 1/2 X 2-1/2 | 3 3/4    | KCP39EG5480S, 5KCP39DGK014T 5KCP39EG5480S, WP94X1, WJ94X162                        | C    | 1, 18 |
| D894                                   | PSC  | 1/6                    | 277                                  | 1650     | 1    | 0.8                | CW    | SLV   | 1/2 X 2-1/4         | 3 3/4    | 5KCP39CGP7275  | D    |       |
| D1050                                  | PSC  | 1/8                    | 230                                  | 1550     | 1    | 1.1                | CW    | BALL  | 1/2 X 3             | 3 1/4    | A/C Condenser; KSP29DK1728S  | E    | 202   |
| D264                                   | PSC  | 1/8                    | 230                                  | 1550     | 1    | 1.1                | REV   | SLV   | 1/2 X 5             | 3 1/4    | A/C Cond. Fan Motor  | E    |       |
| D1086                                  | PSC  | 1/12 - 1/25            | 277                                  | 1625     | 2    | .6 - .2            | CCW   | SLV   | 6-1/2 X 1/2 X 6-1/2 | 3 1/4    | 5KCP29CK3586AS   | F    |       |
| D2850                                  | PSC  | 1 - 3/4                | 208-230/460 60 HZ, 200/380-415 50 HZ | 1125/950 | 1    | 4.6/2.3            | CW    | BALL  | 1/2 X 3.45          | 6 1/2    | 5KCP39SFL153DS (GE); MOT05717 Trane X70671180017, X70670706010, MOT03771, MOT05717 | G    | 20    |
| D2851                                  | PSC  | 1 - 3/4                | 208-230/460 60 HZ, 200/380-415 50 HZ | 1125/950 | 1    | 4.6/2.3            | CW    | BALL  | 5/8 X 3.75 KEYED    | 6 1/2    | 5KCP39SFL153DS (GE); MOT09188 MOT09188, MOT09192, Trane X7067165301, X70671656010  | G    | 20    |
| <b>GIBSON-BELDING &amp; KELVINATOR</b> |      |                        |                                      |          |      |                    |       |       |                     |          |  |      |       |
| D1853                                  | PSC  | 1/3 - 1/4 - 1/5        | 230                                  | 1090     | 3    | 2 - 1.9 - 1.8      | DS    | SLV   | 6 X 1/2 X 2-7/8     | 4 1/4    | G519243, G505976, K55HXNEC-6830  | H    | 21    |
| D854                                   | PSC  | 1/3 - 1/4 - 1/6        | 208 - 230                            | 1365     | 3    | 2.8 - 1.7 - 1.2    | DS    | SLV   | 4-1/2 X 1/2 X 2-5/8 | 4 1/2    | Franklin X157668, X152275, 82181   | I    | 21, 9 |
| D855                                   | PSC  | 1/3 - 1/4 - 1/5        | 230                                  | 1365     | 3    | 2.7 - 2 - 1.7      | DS    | SLV   | 8 X 1/2 X 8-3/4     | 4 1/4    | RAK7024  | J    | 9     |
| D856                                   | PSC  | 1/3 - 1/4 - 1/5        | 230                                  | 1300     | 3    | 3.1                | DS    | SLV   | 5-1/4 X 1/2 X 3     | 5        | G519244, G505971, K55HXNEM6844   | K    | 21    |

NOTES: 1: 4M 370V capacitor 9: 3M 370V capacitor 13: 7.5M 370V Capacitor 18: Rotation is determined by viewing lug end. 20: Not a direct replacement, but suitable for referenced models. 21: Rotation is determined from viewing lug end 202: Original motor is SP, D1050 is PSC to provide greater motor efficiency and permit closing shaft end of motor to prevent moisture from entering motor.



FIG. A D862



FIG. B D896



FIG. C D897



FIG. D D894



FIG. E D1050, D264



FIG. F D1086



FIG. G D2850, D2851



FIG. H D1853



FIG. I D854



FIG. J D855



FIG. K D856

*Thermally protected • UL recognized • CSA or ULc certified*  
**NOTE:** Rotation is determined by looking at shaft end. Shaft length is measured from motor face.



| FASCO MODEL | TYPE | HP    | VOLTS     | RPM       | SPD. | AMPS    | ROT. | BRING. | CROSS REF.             | FIG. | NOTES |
|-------------|------|-------|-----------|-----------|------|---------|------|--------|------------------------|------|-------|
| A065        | SP   | 1/50  | 115       | 3000      | 1    | 1.22    | CCW  | BALL   | 0131M00002P, 119276-00 | A    |       |
| A140        | SP   | 1/50  | 115       | 3400      | 1    | 1.4     | CW   |        | 7021-9087, 7021-9000   | B    |       |
| A157        | SP   | 1/35  | 115       | 3000      | 1    | 7.3     | CCW  |        | 7002-2307              | C    |       |
| A162        | SP   | 1/50  | 208 - 230 | 3000      | 1    | 0.5     | CCW  |        | 7021-8656              | D    |       |
| A079        | SP   | 79CFM | 115       | 3000      | 1    | 1.1     | CCW  |        | 7021-6804              | E    |       |
| A181        | SP   | 1/30  | 115       | 3000      | 1    | 1.5     | CW   | BALL   | 7058-0136, 20044403    | F    |       |
| A182        | SP   | 1/35  | 115       | 3000      | 1    | 1.3     | CCW  | SLV    | 7002-3036, B4059000    | G    |       |
| A184        | SP   | 1/35  | 115       | 3125      | 1    | 1.6     | CCW  | BALL   | 7058-0229, B40590-01   | H    |       |
| A187        | SP   | 1/20  | 208-230   | 3250      | 1    | 0.8     | CW   | SLV    | 7021-10006, 20028901   | I    |       |
| A188        | SP   | 1/18  | 115       | 3250      | 1    | 1.6     | CW   | SLV    | 7021-10958, B4833000   | J    |       |
| A189        | SP   | 1/24  | 115       | 3000      | 1    | 1.5     | CW   | SLV    | 7021-7302, D9868620    | K    |       |
| A281        | SP   | 1/40  | 115       | 3000      | 1    | 0.9     | CW   | SLV    | 7021-8252, D6996405    | L    |       |
| A282        | SP   | 1/60  | 220 50Hz  | 2600      | 1    | 0.5     | CCW  | SLV    | 7021-8448, B1859050S   | M    |       |
| A284        | SP   | 1/30  | 208/240   | 3000      | 1    | .59/.50 | CW   | SLV    | 7021-9227, D9886202    | L    |       |
| A285        | SP   | 1/40  | 115       | 3250      | 2    | 1.4     | CW   | SLV    | 7021-9236, B2833002    | B    |       |
| A288        | SP   | 1/30  | 115       | 3100      | 2    | 1.4/.65 | CW   | BALL   | 7021-9727, 11177202    | N    |       |
| A290        | PSC  | 1/20  | 115       | 3200/2400 | 2    | 0.7     | CCW  | BALL   | 7062-5015, 20245903    | O    |       |

Electrolux & Frigidaire

GE & Hotpoint

Whirlpool & Maytag

Cooking & Gas Products

Dishwasher, Disposer & Water Heater

Laundry

Refrigeration

Fittings, Venting & Installation

Electrical

Plumbing

Property Maintenance

Motors

HVAC/R

Chemicals

Charging, Recovery & Welding

Test Equip., Tools & Service Acc.



FIG. A A065



FIG. B A140, A285



FIG. C A157



FIG. D A162



FIG. E A079



FIG. F A181



FIG. G A182



FIG. H A184



FIG. I A187



FIG. J A188



FIG. K A189



FIG. L A281, A284



FIG. M A282



FIG. N A288



FIG. O A290

NEW ITEM!

# OEM Motors

## FASCO

| FASCO MODEL          | TYPE | HP                       | VOLTS         | RPM       | SPD. | AMPS                | ROT. | BRING. | SHAFT DIM.    | "A" DIM. | CROSS REF.                   | FIG. | NOTES |
|----------------------|------|--------------------------|---------------|-----------|------|---------------------|------|--------|---------------|----------|------------------------------|------|-------|
| <b>GREENHECK FAN</b> |      |                          |               |           |      |                     |      |        |               |          |                              |      |       |
| ➤ D1061              | SP   | 1/20<br>- 1/30 -<br>1/60 | 115           | 1500      | 3    | 2 -<br>1.7<br>- 1.4 | CCW  | SLV    | 1/2 X 2-3/4   |          | 7108-2425                    | A    |       |
| <b>HEAT N GLOW</b>   |      |                          |               |           |      |                     |      |        |               |          |                              |      |       |
| A133                 | SP   | 1/50                     | 115           | 3000      | 1    | 1.2                 |      |        |               |          | 7002-1241                    | B    |       |
| <b>HEATCRAFT</b>     |      |                          |               |           |      |                     |      |        |               |          |                              |      |       |
| D1122                | PSC  | 1/16                     | 208-230       | 1650/1300 | 1    | 0.4                 | CW   | SLV    | 5/16 X 1 5/8  | 3 5/8    | 7190-2255, 25308601          | C    | 22    |
| D1123                | PSC  | 1/15                     | 208-230 50/60 | 1550      | 1    | 0.5                 | CCW  | SLV    | 5/16 X 2 5/8  | 3 7/8    | 7190-2285, 25309101          | B    | 1     |
| <b>HEIL-QUAKER</b>   |      |                          |               |           |      |                     |      |        |               |          |                              |      |       |
| A064                 | SP   | 64CFM                    | 115           | 3150      | 1    | 0.7                 | CW   |        |               |          | 610172, 7021-5043            | D    |       |
| D2810                | PSC  | 1/6                      | 208 - 230     | 1100      | 1    | 1                   | CCW  | SLV    | 1/2 X 2       |          | HQ 1050892EM, KA55HXHNK-2379 | E    |       |
| D1071                | PSC  | 1/6                      | 208 - 230     | 1100      | 1    | 0.99                | REV  | SLV    | 1/2 X 2-1/8   |          | HQ 1052662EM; 48HXCLW-1562   | F    |       |
| A148                 | SP   |                          | 208 - 230     | 3000      | 1    | 0.5                 | CCW  |        |               |          | HEIL QUAKER, 7021-9237       | G    |       |
| A151                 | SP   |                          | 230           | 2800      | 1    | 0.3                 | CW   |        |               |          | INTER CITY, HQ1050144        | H    |       |
| <b>HERMAN NELSON</b> |      |                          |               |           |      |                     |      |        |               |          |                              |      |       |
| D829                 | PSC  | 1/4                      | 115           | 825       | 1    | 3.8                 | REV  | SLV    | 1/2 X 2       | 5 5/8    |                              | I    |       |
| D880                 | PSC  | 1/4                      | 115           | 1050      | 1    | 4.3                 | CCW  | BALL   | 1 1/2 X 1-1/2 | 5 1/2    |                              | J    |       |
| ➤ D827               | PSC  | 1/8                      | 115           | 700       | 1    | 2.5                 | CCW  | BALL   | 1/2 X 2       | 5 1/2    | 7-150444-02                  | J    |       |

NOTES: 1: 4M 370V capacitor 22: 2M 370V Capacitor



FIG. A D1061



FIG. B A133, D1123



FIG. C D1122



FIG. D A064



FIG. E D2810



FIG. F D1071



FIG. G A148



FIG. H A151



FIG. I D829



FIG. J D880, D827

Products are NOT SUITABLE for unattended equipment unless indicated by ➤.

*Thermally protected • UL recognized • CSA or ULc certified*  
**NOTE:** Rotation is determined by looking at shaft end. Shaft length is measured from motor face.



| FASCO MODEL                  | TYPE | HP                 | VOLTS     | RPM  | SPD. | AMPS            | ROT. | BRNG. | CROSS REF.                              | FIG. | NOTES   |
|------------------------------|------|--------------------|-----------|------|------|-----------------|------|-------|---|------|---------|
| <b>HILL REFRIGERATION</b>    |      |                    |           |      |      |                 |      |       |   |      |         |
| D801                         | PSC  | 1/3                | 208 - 230 | 1625 | 1    | 2.9             | CCW  | SLV   | 5KCP39KG1369S                           | A    |         |
| D800                         | PSC  | 1                  | 208 - 230 | 1075 | 1    | 7.1 - 6.4       | CW   | BALL  | PP19162G, 5KCP39GC030S<br>5KCP39PGC910S | B    | 24, 114 |
| <b>HONEYWELL AIR CLEANER</b> |      |                    |           |      |      |                 |      |       |   |      |         |
| D1054                        | SP   | 1/12 - 1/20 - 1/25 | 115       | 1050 | 3    | 3.1 - 2.1 - 1.5 | CW   | SLV   | 190386A; 5KSP29DK1906S                  | C    |         |
| <b>HUSSMAN</b>               |      |                    |           |      |      |                 |      |       |   |      |         |
| D807                         | PSC  | 1/6                | 208 - 230 | 1625 | 1    | 1.2             | CCW  | BALL  | 5KCP39EGC244T, 5KSP39FG4771S            | D    | 1       |
| D890                         | PSC  | 1/2                | 208 - 230 | 1725 | 1    | 2.7             | CCW  | SLV   | 259983, K55HXCTP-9963                   | E    |         |
| K114                         | SP   | 1/500              | 115       | 3000 | 1    | 0.64            | CCW  | SLV   | 301-5734                                | F    | 25      |
| <b>IEC</b>                   |      |                    |           |      |      |                 |      |       |   |      |         |
| D1040                        | PSC  | 1/5                | 208/240   | 925  | 3    | 1.6             | CW   | SLV   | 5KCP29KK8385S, S89209                   | G    | 197     |
| D1041                        | PSC  | 1/15               | 265       | 1075 | 3    | 0.6             | CW   | SLV   | 5KCP29DK8389S, S89206                   | H    |         |
| D1043                        | PSC  | 1/4                | 265       | 1075 | 3    | 1.6             | CW   | SLV   | 5KCP29DK8386S, 289211                   | I    |         |
| D1044                        | PSC  | 1/4                | 115       | 970  | 3    | 6               | CW   | SLV   | 5KCP29DK8387S, S89210                   | G    |         |
| D1045                        | PSC  | 1/30               | 115-127   | 1100 | 3    | 0.53            | CW   | SLV   | 5KCP29BK8382S, S89202                   | J    | 29      |
| D1047                        | PSC  | 1/20               | 208-230   | 1075 | 3    | 1.6             | CW   | SLV   | 5KCP29FK8028S, S88935                   | H    |         |
| D1048                        | PSC  | 1/20               | 277       | 1075 | 3    | 0.5             | CW   | SLV   | 5KCP29FK8132S, S89205                   | K    |         |
| D1049                        | PSC  | 1/20               | 265       | 1075 | 3    | 0.4             | CW   | SLV   | 5KCP29FK8388S, S89204                   | H    |         |
| D1053                        | PSC  | 1/30               | 265       | 1075 | 3    | 0.38            | CW   | SLV   | 5KCP29BK8094S, S89203                   | H    |         |
| D1055                        | PSC  | 1/12               | 115-127   | 1375 | 3    | 1.4             | DS   | SLV   | 5KCP29BK8383S, S89207                   | L    | 3       |
| D1059                        | PSC  | 1/6                | 115-127   | 1450 | 3    | 2.3             | DS   | SLV   | 5KCP29DK8384S, S89208                   | L    | 31      |
| <b>ILG</b>                   |      |                    |           |      |      |                 |      |       |   |      |         |
| D115                         | SP   | 1/12               | 115 / 230 | 1550 | 1    | 2.5 - 1.3       | CCW  | SLV   | 78-27-721T; Fasco 7108-2237             | M    |         |
| D1039                        | SP   | 1/10               | 115       | 1610 | 1    | 3.1             | CCW  | SLV   | 78-27-611N; Fasco 7108-2171             | N    |         |

NOTES: 1: 4M 370V capacitor 3: 6M 370V capacitor 24: 15M 370V Capacitor 25: Equipped with KFAN6046 fan blade 29: 4M 370V capacitor included 31: 5M 370V Capacitor 114: Separate connection for each voltage 197: For 208V use 7.5M 370V Capacitor and 240V use 6M 370V Capacitor



FIG. A D801



FIG. B D800



FIG. C D1054



FIG. D D807



FIG. E D890



FIG. F K114



FIG. G D1040, D1044



FIG. H D1041, D1047, D1049, D1053



FIG. I D1043



FIG. J D1045



FIG. K D1048



FIG. L D1055, D1059



FIG. M D115



FIG. N D1039

Products are NOT SUITABLE for unattended equipment unless indicated by ➤

Electrolux & Frigidaire

GE & Hotpoint

Whirlpool & Maytag

Cooking & Gas Products

Dishwasher, Disposer & Water Heater

Laundry

Refrigeration

Fittings, Venting & Installation

Electrical

Plumbing

Property Maintenance

Motors

HVAC/R

Chemicals

Charging, Recovery & Welding

Test Equip., Tools & Service Acc.

# OEM Motors

## FASCO

| FASCO MODEL        | TYPE | HP    | VOLTS     | RPM  | SPD. | AMPS | ROT. | BRING. | SHAFT DIM. | "A" DIM. | CROSS REF.  | FIG. | NOTES |
|--------------------|------|-------|-----------|------|------|------|------|--------|------------|----------|---|------|-------|
| INTERCITY PRODUCTS |      |       |           |      |      |      |      |        |            |          |   |      |       |
| D1167              | SP   | 1/40  | 208 - 230 | 3000 | 1    | 0.55 | CCW  | SLV    | 5/16 X 1   | 4 7/8    | 1708-518, 7121-5854   | A    |       |
| A051               | SP   | 1/60  | 115       | 3000 | 1    | 1.6  | CW   | BALL   |            |          | 1013833, J238-1393  | B    |       |
| A067               | SP   | 1/20  | 115       | 3000 | 1    | 2.6  | CW   | BALL   |            |          | 1014338, 119225-00  | C    |       |
| A134               | SP   |       | 115       | 3060 | 1    | 1.5  | CW   |        |            |          | ICP 7021-9335, 7021-8735<br>7021-9499, 7021-8736<br>7021-7700 | D    |       |
| A145               | PSC  |       | 115       | 3450 | 1    | 0.7  | CCW  |        |            |          | ICP 7062-4061   | E    | 26    |
| A141               | SP   |       | 115       | 2800 | 1    | 1    | CW   |        |            |          | ICP 7021-8741, 7021-8742, 7021-9498                           | F    |       |
| A148               | SP   |       | 208-230   | 3000 | 1    | 0.5  | CCW  |        |            |          | ICP 7021-7617, 7021-9237                                      | G    |       |
| A151               | SP   |       | 230       | 2800 | 1    | 0.3  | CW   |        |            |          | ICP HQ1050144   | H    |       |
| A169               | SP   |       | 230       | 2800 | 1    | 0.75 | CW   |        |            |          | ICP 7021-10048, 7021-10580                                    | I    |       |
| A170               | SP   | 1/25  | 115       | 3400 | 1    | 2.3  | CCW  | BALL   |            |          | 7021-10702, 7021-10299  | J    |       |
| A171               | PSC  | 1/25  | 115       | 3450 | 1    | 0.7  | CCW  | BALL   |            |          | 7062-4783, 1011412  | K    |       |
| A172               | SP   | 1/35  | 115       | 3000 | 1    | 1.6  | CW   | BALL   |            |          | 7002-2792, 1010975P   | L    |       |
| A173               | PSC  | 1/18  | 115       | 3450 | 1    | 0.8  | CCW  | BALL   |            |          | 7062-4578, 1011350  | M    |       |
| A174               | SP   | 1/100 | 115       | 2350 | 1    | 0.8  | CW   | SLV    |            |          | 7021-9188, 1010239  | F    |       |
| A175               | SP   | 1/40  | 115       | 3300 | 1    | 1.0  | CCW  | SLV    |            |          | 7002-1891, 1708-600P  | N    |       |

NOTES: 26: 4M 250V Capacitor included



FIG. A D1167



FIG. B A051



FIG. C A067



FIG. D A134



FIG. E A145



FIG. F A141, A174



FIG. G A148



FIG. H A151



FIG. I A169



FIG. J A170



FIG. K A171



FIG. L A172



FIG. M A173



FIG. N A175

▶ NEW ITEM!

*Thermally protected • UL recognized • CSA or ULc certified*

**NOTE:** Rotation is determined by looking at shaft end. Shaft length is measured from motor face.

# OEM Motors

## FASCO

| FASCO MODEL               | TYPE | HP        | VOLTS     | RPM       | SPD. | AMPS      | ROT. | BRNG. | CROSS REF.   | FIG. | NOTES |
|---------------------------|------|-----------|-----------|-----------|------|-----------|------|-------|--|------|-------|
| <b>INTERCITY PRODUCTS</b> |      |           |           |           |      |           |      |       |  |      |       |
| A176                      | SP   | 1/25      | 115       | 3100      | 1    | 2.2       | CW   | BALL  | 7002-2946, 1011899, 7002-3071, 1011899P                                  | A    |       |
| A177                      | SP   | 1/36      | 115       | 3000      | 2    | 1.4       | CW   | BALL  | 7021-10363, 1011632, 7021-10597, 1011632P                                | B    |       |
| A178                      | SP   | 1/30      | 115       | 3400      | 1    | 1.8       | CW   | BALL  | 7021-10928, 1013388FA  | C    |       |
| A179                      | SP   | 1/60      | 115       | 3300      | 1    | 0.9       | CW   | SLV   | 7021-8693, 1006168P  | D    |       |
| A301                      | SP   | 1/100     | 115       | 2350      | 1    | 0.1       | CW   | SLV   | 7021-9498, 1010239P  | E    |       |
| A302                      | SP   | 1/25      | 115       | 3060      | 1    | 1.5       | CW   | SLV   | 7021-9499, 1010324P, 7021-7700, 1708-607                                 | B    |       |
| A304                      | SP   | 1/25      | 115       | 3060      | 1    | 1.5       | CW   | SLV   | 7021-9701, 1011021   | B    |       |
| A306                      | PSC  | 1/30      | 208-230   | 3350/2900 | 2    | 0.3       | CCW  | SLV   | 7062-4532, 1097245   | F    | 195   |
| A307                      | PSC  | 1/24      | 115       | 3450      | 1    | 0.7       | CW   | SLV   | 7062-5165, 1149097, 7062-3794, 1008416P                                  | G    |       |
| <b>INTERTHERM-ADDISON</b> |      |           |           |           |      |           |      |       |  |      |       |
| D872                      | PSC  | 3/4 - 1/2 | 230       | 1075      | 2    | 4.3 - 3.5 | DS   | SLV   | 5KCP39MGN341T  | H    | 27    |
| <b>ITT REZNOR</b>         |      |           |           |           |      |           |      |       |  |      |       |
| D404                      | PSC  | 1/10      | 208 - 230 | 3000      | 1    | 0.8       | REV  | BALL  | CW175-40069, 7162-0293, CCW505-43424, 7162-0348, CCW175-40070, 7162-0294 | I    | 28    |
| D405                      | PSC  | 1/10      | 115       | 3000      | 1    | 1.4       | REV  | BALL  | CCW77162-0311, CCW175-43846, CW7162-0224, CW36860                        | I    | 28    |

NOTES: 27: 12.5M 370V Capacitor 28: 4MFD 370V Capacitor included 195: 50/60 Hz



FIG. A A176



FIG. B A177, A302, A304



FIG. C A178



FIG. D A179



FIG. E A301



FIG. F A306



FIG. G A307



FIG. H D872



FIG. I D404, D405

Electrolux  
& Frigidaire

GE  
& Hotpoint

Whirlpool  
& Maytag

Cooking  
& Gas  
Products

Dishwasher,  
Disposer &  
Water Heater

Laundry

Refrigeration

Fittings,  
Venting &  
Installation

Electrical

Plumbing

Property  
Maintenance

Motors

HVAC/R

Chemicals

Charging,  
Recovery  
& Welding

Test Equip.,  
Tools &  
Service Acc.



# OEM Motors

## FASCO

| FASCO MODEL                | TYPE | HP    | VOLTS           | RPM  | SPD. | AMPS      | ROT. | BRNG. | SHAFT DIM.   | "A" DIM. | CROSS REF.  | FIG. | NOTES |
|----------------------------|------|-------|-----------------|------|------|-----------|------|-------|--------------|----------|---|------|-------|
| <b>JAKEL</b>               |      |       |                 |      |      |           |      |       |              |          |   |      |       |
| A143                       | SP   |       | 115             | 3000 | 1    | 0.95      | CW   |       |              |          | J238-138-1344   | A    |       |
| <b>JANITROL</b>            |      |       |                 |      |      |           |      |       |              |          |   |      |       |
| A073                       | SP   | 73CFM | 115/230         | 3000 | 1    | .8-.5     | CCW  | BALL  |              |          | 82932, 8251560133   | B    |       |
| A079                       | SP   | 73CFM | 115             | 3000 | 1    | 1.1       | CCW  |       |              |          | 7021-6804   | C    |       |
| <b>JENN AIR</b>            |      |       |                 |      |      |           |      |       |              |          |   |      |       |
| D1173                      | SP   | 1/30  | 115             | 1500 | 1    | 1.2       | CW   | BALL  | 5/16 X 2-1/2 | 3 7/8    | 70CR  | D    |       |
| D1170                      | SP   | 1/15  | 115             | 1500 | 1    | 2.1       | CW   | BALL  | 3/8 X 2-1/2  | 4 3/4    | 80CR  | E    |       |
| D377                       | SP   | 1/12  | 115             | 1500 | 1    | 3.1       | CCW  | SLV   | 3/8 X 2      | 2 3/4    | 7108-2101   | F    |       |
| <b>JOHNSON FURNACE</b>     |      |       |                 |      |      |           |      |       |              |          |   |      |       |
| A081                       | SP   | 80CFM | 230             | 3000 | 1    | 0.5       | CCW  | BALL  |              | 3 1/2    | HWC Series Unit   | G    |       |
| A085                       | SP   |       | 230             | 3000 | 1    | 0.7       | CCW  |       |              |          | AO Smith 464, Johnson Furnace   | H    |       |
| <b>KEEPRITE</b>            |      |       |                 |      |      |           |      |       |              |          |   |      |       |
| D1243                      | PSC  | 1/20  | 115             | 1550 | 1    | 0.8       | CCW  | SLV   | 5/16 X 2-3/4 | 4 1/8    | 501899, 7164-1243, 7164-1854, R370  | I    |       |
| D1245                      | PSC  | 1/20  | 230             | 1550 | 1    | 0.4       | CCW  | SLV   | 5/16 X 2-3/4 | 4        | 501909, 7164-1313, 7164-1853, R371  | I    |       |
| D1120                      | SP   | 1/20  | 115             | 1550 | 1    | 2.1       | CW   | SLV   | 5/16 X 2-1/2 | 3 1/2    | 7163-8722, 1043336  | J    |       |
| D1121                      | SP   | 1/20  | 208 - 230       | 1550 | 1    | 1.0       | CW   | SLV   | 5/16 X 2-1/2 | 3 1/2    | 7163-8861, 1043766  | J    |       |
| D1246                      | SP   | 1/15  | 115             | 1550 | 1    | 2.3       | CCW  | SLV   | 3/8 X 1-3/4  | 3 1/2    | 81356, 7108-2206  | K    |       |
| <b>KRACK REFRIGERATION</b> |      |       |                 |      |      |           |      |       |              |          |   |      |       |
| D1158                      | SP   | 1/20  | 115 / 208 - 230 | 1550 | 1    | 1.4 - .8  | CW   | BALL  | 5/16X 1-5/8  | 3 5/16   | Commercial Refrigeration Units  | L    |       |
| D1189                      | SP   | 1/20  | 115 / 208 - 230 | 1550 | 1    | 1.4 - .76 | CW   | BALL  | 5/16 X 1-5/8 | 3 1/8    | 11528, 11529, JB2P046N, JA2P216N JA2P217N, JB2P047N, 8354110940, 8254111030 | M    |       |



FIG. A A143



FIG. B A073



FIG. C A079



FIG. D D1173



FIG. E D1170



FIG. F D377



FIG. G A081



FIG. H A085



FIG. I D1243, D1245



FIG. J D1120, D1121



FIG. K D1246



FIG. L D1158



FIG. M D1189

*Thermally protected • UL recognized • CSA or ULc certified*

**NOTE:** Rotation is determined by looking at shaft end. Shaft length is measured from motor face.

| FASCO MODEL           | TYPE | HP   | VOLTS     | RPM  | SPD. | AMPS | ROT. | BRING. | SHAFT DIM.   | "A" DIM. | CROSS REF.                               | FIG. | NOTES   |
|-----------------------|------|------|-----------|------|------|------|------|--------|--------------|----------|--|------|---------|
| <b>KRAMER/TRENTON</b> |      |      |           |      |      |      |      |        |              |          |  |      |         |
| D1152                 | SP   | 1/20 | 115       | 1500 | 1    | 1.7  | CW   | SLV    | 5/16 X 2-3/8 | 2 7/8    | 5KSM59ES2001                             | A    |         |
| D1154                 | SP   | 1/20 | 230       | 1550 | 1    | 1    | CW   | SLV    | 5/16 X 2-3/8 | 3 1/8    | JA2R140N                                 | A    |         |
| D2862                 | PSC  | 1/2  | 208 - 230 | 1075 | 1    | 4    | REV  | BALL   | 1/2 X 3      | 6 1/2    | 5KCP37PN244BS, MTG3041                   | B    | 13      |
| <b>LARKIN COIL</b>    |      |      |           |      |      |      |      |        |              |          |  |      |         |
| D1101                 | SP   | 1/20 | 115       | 1500 | 1    | 1.9  | CCW  | SLV    | 5/16 X 2-1/4 | 2 3/4    | Larkin No. 253-1194, Fasco No. 7163-2113 | A    | 30      |
| D1103                 | SP   | 1/20 | 208 - 230 | 1500 | 1    | 1.15 | CCW  | SLV    | 5/16 X 2-1/4 | 3        | Fasco No. 7163-3371, 252-1195            | A    | 30, 201 |
| D863                  | PSC  | 1/2  | 208 - 230 | 1075 | 1    | 4    | REV  | BALL   | 1/2 X 3      | 6 3/4    | SCS0500HI-CPM120-3, 5KCP39PGH728T        | C    | 13      |
| <b>LEAR SIEGLER</b>   |      |      |           |      |      |      |      |        |              |          |  |      |         |
| D1046                 | SP   | 1/8  | 115       | 1050 | 1    | 5.1  | CW   | SLV    | 1/2 X 2-1/4  | 3        | 305313-000-165, 7151-0073, 7151-2826     | D    |         |
| <b>LENNOX</b>         |      |      |           |      |      |      |      |        |              |          |  |      |         |
| A068                  | SP   | 1/60 | 120       | 3000 | 1    | 1.15 | CCW  | BALL   |              |          | 88K8401, J238-8171                       | E    |         |
| A138                  | SP   |      | 120       | 3000 | 1    | 0.7  | CCW  |        |              |          | Lennox 7021-8657, 7021-8825              | F    |         |
| A135                  | SP   |      | 120       | 3000 | 1    | 0.7  | CCW  |        |              |          | Lennox 7021-8812, 7021-8819              | G    |         |
| A163                  | SP   |      | 115       | 3400 | 1    | 1.8  | CCW  |        |              |          | Lennox 7021-9450                         | H    |         |
| A164                  | SP   |      | 120       | 3400 | 1    | 0.8  | CCW  |        |              |          | Lennox 7021-9593                         | I    |         |
| A200                  | SP   | 1/30 | 115       | 3000 | 1    | 2.0  | CCW  | SLV    |              |          | 7002-2975, 31L5501                       | J    |         |
| A201                  | SP   | 1/30 | 208-230   | 3000 | 1    | 0.7  | CCW  | BALL   |              |          | 7021-10055, 41144-002                    | K    |         |
| A202                  | SP   | 1/30 | 115       | 3400 | 1    | 1.8  | CCW  | BALL   |              |          | 7021-10602, 45037-001                    | L    |         |
| A203                  | SP   | 1/20 | 115       | 3400 | 1    | 1.8  | CCW  | BALL   |              |          | 7021-10841, 49L5301                      | M    |         |
| A204                  | SP   | 1/20 | 115       | 3400 | 1    | 1.8  | CCW  | BALL   |              |          | 7021-11406, 83L4101                      | N    |         |
| A205                  | SP   | 1/20 | 120       | 3000 | 1    | 0.7  | CCW  | SLV    |              |          | 7021-8372, T6-2118                       | G    |         |
| A206                  | SP   | 1/25 | 115       | 3000 | 1    | 1.5  | CW   | SLV    |              |          | 7021-8473, 65204100/20J8901              | O    |         |

NOTES: 13: 7.5M 370V Capacitor 30: Special low temperature oil 201: Not a direct replacement for 253-1194, but is an acceptable substitute



FIG. A D1152, D1154, D1101, D1103



FIG. B D2862



FIG. C D863



FIG. D D1046



FIG. E A068



FIG. F A138



FIG. G A135, A205



FIG. H A163



FIG. I A164



FIG. J A200



FIG. K A201



FIG. L A202



FIG. M A203



FIG. N A204



FIG. O A206

▶ NEW ITEM!

Products are NOT SUITABLE for unattended equipment unless indicated by ▶

Electrolux & Frigidaire

GE & Hotpoint

Whirlpool & Maytag

Cooking & Gas Products

Dishwasher, Disposer & Water Heater

Laundry

Refrigeration

Fittings, Venting & Installation

Electrical

Plumbing

Property Maintenance

Motors

HVAC/R

Chemicals

Charging, Recovery & Welding

Test Equip., Tools & Service Acc.



# OEM Motors

## FASCO

| FASCO MODEL   | TYPE | HP   | VOLTS   | RPM       | SPD. | AMPS    | ROT. | BRNG. | SHAFT DIM.   | "A" DIM. | CROSS REF.  | FIG. | NOTES |
|---------------|------|------|---------|-----------|------|---------|------|-------|--------------|----------|---|------|-------|
| <b>LENNOX</b> |      |      |         |           |      |         |      |       |              |          |   |      |       |
| A207          | SP   | 1/28 | 115     | 3000      | 1    | 1.8     | CCW  | BALL  |              |          | 7058-0217, 60M7901                                  | A    |       |
| A208          | SP   | 1/28 | 115     | 3000      | 1    | 1.8     | CCW  | BALL  |              |          | 7058-0322, 60M8101                                  | B    |       |
| A209          | PSC  | 1/20 | 115     | 3200/2800 | 2    | 0.8     | CCW  | BALL  |              |          | 7062-5441, 38M5001                                  | C    |       |
| A210          | SP   | 1/30 | 115     | 3000      | 2    | 1.7     | CCW  | BALL  |              |          | 7021-11063, 18M6701                                 | D    |       |
| A211          | SP   | 1/15 | 115     | 3400      | 1    | 2.4     | CCW  | BALL  |              |          | 7021-11634, 81M1601                                 | E    |       |
| A213          | SP   | 1/25 | 115     | 3200      | 2    | 2.1     | CCW  | BALL  |              |          | 7021-10376, 18L0401                                 | F    |       |
| A216          | SP   | 1/25 | 115     | 3200      | 2    | 2.1     | CCW  | BALL  |              |          | 7021-10915, 60L1401                                 | F    |       |
| A217          | SP   | 1/16 | 230     | 3000      | 1    | 0.83    | CCW  | BALL  |              |          | 7021-11231, 25M5501                                 | G    |       |
| A218          | SP   | 1/28 | 220-240 | 3000      | 1    | .60/.52 | CCW  | BALL  |              |          | 7021-10676, 39L4201, 7021-8959, 60J4201             | H    |       |
| A219          | SP   | 1/65 | 120     | 3000      | 1    | 0.7     | CCW  | SLV   |              |          | 7021-9262, 88J3901                                  | I    |       |
| A320          | SP   | 1/60 | 115     | 3000      | 1    | .8      | CCW  | SLV   |              |          | 7021-9646, 101154-01, 7021-9466                     | I    |       |
| A322          | SP   | 1/70 | 120     | 3000      | 2    | 1.1     | CCW  | SLV   |              |          | 7021-9884, 83L8201                                  | J    |       |
| A324          | PSC  | 1/12 | 208-230 | 3200      | 1    | 0.5     | CW   | BALL  |              |          | 7062-1909, 28G6601, 7062-1794                       | K    |       |
| A325          | PSC  | 1/10 | 208-230 | 3200      | 1    | 0.6     | CW   | BALL  |              |          | 7062-2845, 7062-4751, 98G8701                       | L    |       |
| A329          | PSC  | 1/12 | 208-230 | 3200      | 1    | 0.5     | CW   | BALL  |              |          | 7062-4819, 19L1501                                  | M    |       |
| A330          | PSC  | 1/12 | 208-230 | 3200      | 1    | 0.55    | CW   | BALL  |              |          | 7062-5546, 7062-4517, 7062-4608, 7062-4083, 69M3301 | N    |       |
| A331          | PSC  | 1/10 | 460     | 3200      | 1    | .38/.33 | CW   | BALL  |              |          | 7062-5554, 69M3201, 7062-4051, 7062-4518, 97J8101   | N    |       |
| D1198         | SP   | 1/30 | 115     | 3200      | 1    | 1.5     | CCW  | SLV   | 5/16 X 2-1/4 | 3 1/8    | 7121-8774   | O    | 33    |

NOTES: 33: Stainless steel shaft



FIG. A A207



FIG. B A208



FIG. C A209



FIG. D A210



FIG. E A211



FIG. F A213, A216



FIG. G A217



FIG. H A218



FIG. I A219, A320



FIG. J A322



FIG. K A324



FIG. L A325



FIG. M A329



FIG. N A330, A331



FIG. O D1198

*Thermally protected • UL recognized • CSA or ULc certified*  
**NOTE:** Rotation is determined by looking at shaft end. Shaft length is measured from motor face.

# OEM Motors

## FASCO

| FASCO MODEL | TYPE | HP                    | VOLTS     | RPM      | SPD. | AMPS                  | ROT. | BRNG. | SHAFT DIM.          | "A" DIM. | CROSS REF.   | FIG. | NOTES   |
|-------------|------|-----------------------|-----------|----------|------|-----------------------|------|-------|---------------------|----------|--|------|---------|
| LENNOX      |      |                       |           |          |      |                       |      |       |                     |          |  |      |         |
| D812        | PSC  | 1/3 - 1/4 - 1/6 - 1/8 | 115       | 1075     | 4    | 6.1 - 3.2 - 2.2 - 1.6 | CW   | SLV   | 1/2 X 3-1/8         | 4 1/4    | P-8-7505   | A    |         |
| D816        | PSC  | 1/3                   | 208 - 230 | 1075     | 1    | 2.2                   | CW   | SLV   | 1/2 X 3-3/4         | 4        | P-8-8041-A3048, 5KCP39HG0766T  | B    |         |
| D818        | PSC  | 1/3 - 1/5 - 1/6       | 115       | 825      | 3    | 7.3 - 5.1 - 3.9       | CW   | SLV   | 1/2 X 3             | 6 3/4    | P-8-8325, 5KCP39-PGD698S   | C    | 27      |
| D2817       | PSC  | 1/3                   | 230       | 825      | 1    | 3.2                   | REV  | SLV   | 1/2 X 6             | 5 3/4    | 5KCP39PG9701S, 5KCP39PG34POAS  | D    |         |
| D2814       | PSC  | 1/2                   | 230       | 1050     | 1    | 2.6                   | CW   | BALL  | 1/2 X 3-1/4         | 5 3/4    | P-8-5770   | E    | 31      |
| D813        | PSC  | 3/4 - 1/2 - 1/3       | 230       | 1075     | 3    | 5.9 - 3 - 2.4         | DS   | SLV   | 5-1/4 X 5/8 X 6-1/2 | 6        | 31C8201, K55HXRYT-8180, K63BHXHW-1158, 5KCP49NG1009, 5KCP35SN49S, P-8-6426 | F    | 12      |
| D2818       | PSC  | 3/4 - 1/3             | 230       | 1075     | 2    | 5 - 2.2               | REV  | BALL  | 5/8 X 4-1/2 KEYED   | 7 3/4    | P-8-8711, 5KCP49SG1010S  | G    | 200, 24 |
| D2816       | PSC  | 1 - 1/2 - 1/3         | 115       | 1075     | 3    | 11.8 - 6.3 - 3.9      | REV  | BALL  | 5/8 X 4             | 7 3/4    | P-8-8326, 5KCP49SG1053S  | G    | 15      |
| LOMANCO     |      |                       |           |          |      |                       |      |       |                     |          |  |      |         |
| D1008       | SP   | 1/10                  | 115       | 1500     | 1    | 4.4                   | CW   | SLV   | 1/2 X 1-3/4         | 3        | OLM6151, 322P151   | H    |         |
| LOREN COOK  |      |                       |           |          |      |                       |      |       |                     |          |  |      |         |
| D1100       | SP   | 1/50                  | 115       | 1550/900 | 2    | 1.2/7                 | CW   | SLV   | 5/16 X 2 3/8        | 2 7/8    | 7173-1580, GC/GN 142/144   | I    |         |
| D1104       | SP   | 1/50                  | 115       | 1550     | 1    | .9                    | DS   | SLV   | 2.9 X 5/16 X 2.9    | 3        | 7163-6714, 5-10  | J    |         |
| D1117       | SP   | 1/65                  | 115       | 1590     | 1    | 0.6                   | CW   | SLV   | 5/16 X 2 1/4        | 2 7/8    | 7163-7818, 615049, GC140   | K    | 195     |
| MAGIC CHEF  |      |                       |           |          |      |                       |      |       |                     |          |  |      |         |
| D1091       | PSC  | 1/4                   | 208 - 230 | 1075     | 1    | 2.2                   | CCW  | SLV   | 1/2 X 2-3/4         | 4 1/2    | 35035B001, 322P859, DE3L038  | L    |         |
| A081        | SP   |                       | 230       | 3000     | 1    | 0.5                   | CCW  | BALL  |                     |          | 35035B001, 322P859, DE3L038  | M    | 33, 116 |

NOTES: 12: 10M 370V Capacitor 15: 20M 370V Capacitor 27: 12.5M 370V Capacitor 31: 5M 370V Capacitor 33: Stainless steel shaft  
116: Replacement for Airease



FIG. A D812



FIG. B D816



FIG. C D818



FIG. D D2817



FIG. E D2814



FIG. F D813



FIG. G D2818, D2816



FIG. H D1008



FIG. I D1100



FIG. J D1104



FIG. K D1117



FIG. L D1091



FIG. M A081

Electrolux & Frigidaire

GE & Hotpoint

Whirlpool & Maytag

Cooking & Gas Products

Dishwasher, Disposer & Water Heater

Laundry

Refrigeration

Fittings, Venting & Installation

Electrical

Plumbing

Property Maintenance

Motors

HVAC/R

Chemicals

Charging, Recovery & Welding

Test Equip., Tools & Service Acc.

New Product Bulletin



Manitowoc  
OEM Direct Replacements



D753



D759



D1031



D1026



D1029

| Fasco Model | Manufacture Part # | OEM Part # | DIA  | HP   | Volts   | RPM       | AMP  | ROT | SPD | Hz    | BRNG | CAP      |
|-------------|--------------------|------------|------|------|---------|-----------|------|-----|-----|-------|------|----------|
| D1137 *     | 71902831           | 2008253    | 3.3" | 1/20 | 208-230 | 1550      | 0.34 | CCW | 1   | 50/60 | BB   | 3uF/370V |
| D1143 *     | 71902830           | 2008243    | 3.3" | 1/20 | 115     | 1550      | 0.9  | CCW | 1   | 60    | BB   | 5uF/370V |
| D1026       | 71870257           | 2009633    | 5.0" | 1/5  | 208-230 | 1050      | 1.5  | CW  | 1   | 60    | BB   | 3uF/370V |
| D1031       | 71870263           | 2009663    | 5.0" | 1/5  | 208-230 | 1050      | 1.8  | CW  | 1   | 50/60 | SLV  | 3uF/370V |
| D1029       | 71850274           | 2009653    | 5.0" | 1/8  | 208-230 | 1350/1620 | 0.8  | CW  | 1   | 50/60 | SLV  | 5uF/370V |
| D753        | 71264871           | 2009673    | 5.6" | 1/8  | 208-230 | 1075      | 1.0  | CCW | 1   | 50/60 | BB   | 5uF/370V |
| D759        | 71265053           | 2009683    | 5.6" | 1/8  | 115     | 1075      | 2.7  | CCW | 1   | 60    | BB   | 5uF/370V |

\* Picture not shown

In Stock Call Today!



# OEM Motors

## FASCO

| FASCO MODEL        | TYPE | HP                 | VOLTS     | RPM  | SPD. | AMPS          | ROT. | BRNG. | SHAFT DIM.          | "A" DIM. | CROSS REF.  | FIG. | NOTES   |
|--------------------|------|--------------------|-----------|------|------|---------------|------|-------|---------------------|----------|---|------|---------|
| <b>MATHIESEN</b>   |      |                    |           |      |      |               |      |       |                     |          |   |      |         |
| K161               | SP   | 1/50               | 115       | 3000 | 1    | 1.05          | CCW  | SLV   | .217 X 1.21         |          | Many Freezer Case Applications                                    | A    |         |
| <b>MCMILLAN</b>    |      |                    |           |      |      |               |      |       |                     |          |   |      |         |
| D177               | SP   | 1/10 - 1/20        | 115       | 1050 | 2    | 3.9 - 1.7     | CCW  | SLV   | 3/8 X 3-5/8         | 2 5/8    | 6152-366/6  | B    |         |
| <b>MCQUAY</b>      |      |                    |           |      |      |               |      |       |                     |          |   |      |         |
| D1144              | SP   | 1/25 - 1/35 - 1/65 | 115       | 1200 | 3    | 1.1 - .9 - .6 | CW   | SLV   | 3/8 X 5-3/8         | 4 3/4    | BA2H015   | C    | 1       |
| D1142              | SP   | 1/15               | 115 / 230 | 1500 | 1    | 1.7 - .9      | CW   | SLV   | 5/16 X 2-1/2        | 3 1/2    | 879-382-562-ZB-00   | D    |         |
| D1140              | PSC  | 1/10 - 1/12 - 1/15 | 115       | 1500 | 3    | 2.2 - 2 - 1.7 | DS   | SLV   | 5-5/8 X 3/8 X 5-5/8 | 4 3/4    | 879-382564B-00  | E    | 13      |
| D1141              | PSC  | 1/15 - 1/25 - 1/5  | 115       | 1000 | 3    | 1.3-1.1-0.9   | DS   | SLV   | 5-5/8 X 3/8 X 5-5/8 | 4 3/4    | 879-382563B-00  | E    | 1       |
| D915               | PSC  | 3/4 - 1/2          | 460       | 1075 | 2    | 2.5 - 1.6     | REV  | BALL  | 5/8 X 4-1/2         | 5 1/3    | F2417-121479, Marathon EWB48A110558AE                             | F    | 24, 115 |
| <b>MIAMI/CAREY</b> |      |                    |           |      |      |               |      |       |                     |          |   |      |         |
| D534               | SP   | 1/35 - 1/100       | 115       | 1500 | 1    | 1.4 - .5      | CW   | SLV   | 1/4 X 1             | 2 1/2    | 12324L  | G    |         |
| <b>MILLER</b>      |      |                    |           |      |      |               |      |       |                     |          |   |      |         |
| S156               | SP   | 1/60               | 115       | 1050 | 1    | 6.6           | CW   | SLV   | 1/2 X 3-7/8         | 3 1/2    | MMG Series 80 & 100<br>MOC Series 80 & 100<br>CFM Series 80 & 100 | H    |         |
| D1082              | SP   | 1/8                | 115       | 1070 | 1    | 6             | CW   | BALL  | 1/2 X 3-1/4         | 4        | MILLER 103080002, FASCO 7152-0020 U.E.; DA3F130N                  | I    |         |

NOTES: 1: 4M 370V capacitor 13: 7.5M 370V Capacitor 24: 15M 370V Capacitor 115: Not a direct replacement for 253-1194, but is an acceptable substitute 175: Bolt circle = 3.15"



FIG. A K161



FIG. B D177



FIG. C D1144



FIG. D D1142



FIG. E D1140, D1141



FIG. F D915



FIG. G D534



FIG. H S156



FIG. I D1082

Products are NOT SUITABLE for unattended equipment unless indicated by ▶

*Thermally protected • UL recognized • CSA or ULc certified*

**NOTE:** Rotation is determined by looking at shaft end. Shaft length is measured from motor face.

Electrolux & Frigidaire

GE & Hotpoint

Whirlpool & Maytag

Cooking & Gas Products

Dishwasher, Disposer & Water Heater

Laundry

Refrigeration

Fittings, Venting & Installation

Electrical

Plumbing

Property Maintenance

Motors

HVAC/R

Chemicals

Charging, Recovery & Welding

Test Equip., Tools & Service Acc.

# OEM Motors

## FASCO

| FASCO MODEL                            | TYPE | HP        | VOLTS | RPM  | SPD. | AMPS      | ROT. | BRNG. | SHAFT DIM.   | "A" DIM. | CROSS REF.                                     | FIG. | NOTES |
|--|------|-----------|-------|------|------|-----------|------|-------|--------------|----------|--|------|-------|
| <b>NORDYNE</b>                         |      |           |       |      |      |           |      |       |              |          |  |      |       |
| A131                                   | SP   |           | 115   | 3000 | 1    | 1.1       | CW   |       |              |          | 7021-9132, 7021-10171, 7021-10159<br>7021-9661 | A    |       |
| A132                                   | SP   | 1/50      | 115   | 3000 | 1    | 1.1       | CW   | SLV   |              |          | 7021-7975, 6212850                             | B    |       |
| A121                                   | SP   | 1/45      | 240   | 3000 | 1    | 0.5       | CW   | SLV   |              |          | 7021-10381, 6217930                            | C    |       |
| A122                                   | SP   | 1/17      | 115   | 3000 | 1    | 1.8       | CW   | SLV   |              |          | 7021-11227, 6219490                            | D    |       |
| A123                                   | SP   | 1/18      | 115   | 3300 | 1    | 2.0       | CW   | BALL  |              |          | 7021-11385, 622064                             | E    |       |
| A124                                   | SP   | 1/15      | 115   | 3000 | 1    | 1.8       | CW   | SLV   |              |          | 7021-11379, 6219290                            | F    |       |
| A126                                   | SP   | 1/45      | 115   | 3000 | 1    | 1.8       | CW   | BALL  |              |          | 7002-3158, 6219500                             | G    |       |
| <b>NUTONE</b>                          |      |           |       |      |      |           |      |       |              |          |  |      |       |
| ▶ D540                                 | SP   | 1/100     | 115   | 1500 | 1    | 0.6       | CW   | SLV   | 1/4 X 2-1/4  | 2 1/8    | Bathroom and Kitchen Vents                     | H    |       |
| ▶ D541                                 | SP   | 1/100     | 115   | 1500 | 1    | 0.6       | CCW  | SLV   | 1/4 X 2-1/4  | 2 1/8    | 26750 Bathroom and Kitchen Vents               | H    |       |
| ▶ D1109                                | SP   | 1/100     | 115   | 1500 | 1    | 0.65      | CCW  | SLV   | 1/4 X 1-1/4  | 2 1/16   | 23405, 23388                                   | I    |       |
| ▶ D1107                                | SP   | 1/10      | 115   | 1550 | 1    | 3.2       | CCW  | BALL  | 5/16 X 1-3/8 | 4.00"    | Nutone 67176, 32997<br>UE-JA2S034N, JB2K016N   | J    |       |
| <b>PATTON</b>                          |      |           |       |      |      |           |      |       |              |          |  |      |       |
| D824                                   | PSC  | 1/4 - 1/8 | 115   | 1100 | 2    | 3.2 - 2.4 | REV  | BALL  | 1/2 X 3-1/2  | 5 3/4    | 7126-0485, 7126-0922                           | K    | 1     |
| <b>PENN VENTILATOR</b>                 |      |           |       |      |      |           |      |       |              |          |  |      |       |
| ▶ D342                                 | SP   | 1/15      | 115   | 1050 | 1    | 2.3       | CW   | SLV   | 3/8 X 2-1/2  | 2 5/8    | 7151-3081, 7151-3565                           | L    | 34    |
| ▶ D1036                                | SP   | 1/20      | 115   | 1050 | 1    | 1.95      | CW   | SLV   | 3/8 X 2-1/8  | 2 3/8    | 7151-2139 ROOF TOP VENT Z8                     | L    |       |
| <b>PMI FOOD EQUIPMENT/ VALCUN HART</b> |      |           |       |      |      |           |      |       |              |          |  |      |       |
| A142                                   | PSC  |           | 115   | 3450 | 1    | 0.7       | CW   |       |              |          | 7062-2513, 416673-00003                        | M    | 1     |

NOTES: 1: 4M 370V capacitor 34: Mounts on (3) P/N 0061-1518 Coleman Mounts



FIG. A A131



FIG. B A132



FIG. C A121



FIG. D A122



FIG. E A123



FIG. F A124



FIG. G A126



FIG. H D540, D541



FIG. I D1109



FIG. J D1107



FIG. K D824



FIG. L D342, D1036



FIG. M A142

Products are NOT SUITABLE  
for unattended equipment  
unless indicated by ▶



# OEM Motors

## FASCO

| FASCO MODEL | TYPE | HP                    | VOLTS     | RPM       | SPD. | AMPS                  | ROT. | BRING. | SHAFT DIM.  | "A" DIM. | CROSS REF.                    | FIG. | NOTES  |
|-------------|------|-----------------------|-----------|-----------|------|-----------------------|------|--------|-------------|----------|-------------------------------|------|--------|
| RHEEM/RUUD  |      |                       |           |           |      |                       |      |        |             |          |                               |      |        |
| A066        | SP   | 1/30                  | 120       | 3000      | 1    | 1.27                  | CW   | BALL   |             |          | 70-24157-03, 117847-00        | A    |        |
| A240        | SP   | 1/50                  | 115       | 3000      | 1    | 1.1                   | CCW  | SLV    |             |          | 7021-8183, 70-21496-83        | B    |        |
| A241        | SP   | 1/25                  | 208-230   | 3200      | 1    | 0.6                   | CW   | SLV    |             |          | 7021-9567, 70-23641-81        | C    |        |
| A242        | SP   | 1/50                  | 115       | 3400      | 1    | 1.4                   | CW   | SLV    |             |          | 7021-7150, 70-22436-01        | D    |        |
| A243        | SP   | 1/50                  | 115       | 3400      | 1    | 1.4                   | CW   | SLV    |             |          | 7021-7790, 70-22436-02        | E    |        |
| A244        | SP   | 1/20                  | 208-230   | 3300      | 1    | 0.9                   | CCW  | BALL   |             |          | 7021-6967, 70-42241-01        | F    |        |
| A245        | SP   | 1/15                  | 208-230   | 3000      | 1    | .95/.85               | CW   | BALL   |             |          | 7021-7490, 70-42278-02        | G    |        |
| A246        | PSC  | 1/20                  | 115       | 3400/2400 | 2    | 0.9                   | CW   | BALL   |             |          | 7062-3925, 70-24206-01        | H    |        |
| A247        | PSC  | 1/40                  | 115       | 3250/2800 | 2    | 1.0                   | CW   | SLV    |             |          | 7062-5519                     | I    |        |
| D724        | PSC  | 3/4 - 1/2 - 1/3 - 1/4 | 115       | 1075      | 4    | 9.5 - 7.2 - 5.6 - 3.5 | REV  | SLV    | 1/2 X 6     | 5 3/4    | VARIOUS                       | J    | 35, 24 |
| D806        | PSC  | 1/2 - 1/3 - 1/4 - 1/5 | 115       | 1075      | 4    | 7.3                   | REV  | SLV    | 1/2 X 3-3/4 | 4 3/4    | 51-23012-41                   | J    | 35     |
| D2800       | PSC  | 1/2                   | 208/230   | 1075      | 1    | 2.9                   | REV  | SLV    | 1/2 X 5     | 5        | K55HXYC-4445, 51-23052-11     | K    | 36     |
| D2834       | PSC  | 1/3                   | 208/230   | 1075      | 1    | 2                     | CW   | SLV    | 1/2 X 4-1/4 | 4        | 51-21853-83                   | L    | 36     |
| D2840       | PSC  | 1/5                   | 208/230   | 1075      | 1    | 1.3                   | CW   | SLV    | 1/2 X 4-1/8 | 3 3/4    | 51-21853-82                   | L    | 36     |
| D2842       | PSC  | 1/6                   | 208/230   | 825       | 1    | 1.2                   | CW   | SLV    | 1/2 X 4-1/4 | 4        | 51-20760-11                   | M    | 36     |
| D832        | PSC  | 1/8                   | 208 - 230 | 825       | 1    | 1.1                   | REV  | SLV    | 1/2 X 4-3/4 | 4        | 21276-02, 21276-01, 512076-01 | N    | 36     |
| D2844       | PSC  | 1/10                  | 208/230   | 825       | 1    | 0.8                   | CW   | SLV    | 1/2 X 4-1/4 | 3 3/4    | 51-20761-11                   | M    | 36, 9  |

NOTES: 9: 3M 370V capacitor 24: 15M 370V Capacitor 35: Has 8 drilled and tapped holes in shell 36: Has 4 drilled and tapped holes in shell 37: Includes 8 drilled and tapped holes in shell 118: 10M 370V capacitor not included



FIG. A A066



FIG. B A240



FIG. C A241



FIG. D A242



FIG. E A243



FIG. F A244



FIG. G A245



FIG. H A246



FIG. I A247



FIG. J D724, D806



FIG. K D2800



FIG. L D2834, D2840



FIG. M D2842, D2844



FIG. N D832

▶ NEW ITEM!

*Thermally protected • UL recognized • CSA or ULc certified*

**NOTE:** Rotation is determined by looking at shaft end. Shaft length is measured from motor face.

Electrolux & Frigidaire

GE & Hotpoint

Whirlpool & Maytag

Cooking & Gas Products

Dishwasher, Disposer & Water Heater

Laundry

Refrigeration

Fittings, Venting & Installation

Electrical

Plumbing

Property Maintenance

Motors

HVAC/R

Chemicals

Charging, Recovery & Welding

Test Equip., Tools & Service Acc.

# OEM Motors

## FASCO

| FASCO MODEL            | TYPE | HP                 | VOLTS     | RPM  | SPD. | AMPS        | ROT. | BRNG. | SHAFT DIM.           | "A" DIM. | CROSS REF.   | FIG. | NOTES |
|------------------------|------|--------------------|-----------|------|------|-------------|------|-------|----------------------|----------|--|------|-------|
| <b>REZ NOR</b>         |      |                    |           |      |      |             |      |       |                      |          |  |      |       |
| D461                   | PSC  | 1/8                | 480       | 3200 | 1    | 0.32        | CCW  | SLV   | 5/16 X 3 - 1/3       | 4 1/4    | 7162-0396  | A    |       |
| <b>RHEEM/RUUD</b>      |      |                    |           |      |      |             |      |       |                      |          |  |      |       |
| D459                   | SP   | 1/15               | 230 / 460 | 3000 | 1    | 1.2 - .6    | CW   | BALL  | 1/4 X 3              | 7        | HC24AU725A, JB1P044, AB1S078, JB1R039, AB1S029, S88-556  | B    |       |
| K628                   | SP   | 1/200              | 208 - 230 | 3000 | 1    | 0.25        | CW   | SLV   | 1/4 X 1-1/2          | 5        | 51-21964-01, 7102-0628   | C    |       |
| A079                   | SP   | 79CFM              | 115       | 3000 | 1    | 1.1         | CCW  |       |                      |          | 74-70-21504-03-04, 74-70-21496-03-01, JAIM106, JAIM137, 7021-5615                              | D    |       |
| A086                   | SP   | 86CFM              | 115       | 3200 | 1    | 1.3         | CW   |       |                      |          | 7021-5990  | E    |       |
| A090                   | SP   | 90CFM              | 115       | 3000 | 1    | 1.1         | CW   |       |                      |          | RHEEM 70-21496-01, 7021-5239 JAIM102   | F    |       |
| A136                   | PSC  |                    | 115       | 3450 | 1    | 0.75        | CW   |       |                      |          | RHEEM, 7062-3861   | G    | 38    |
| A139                   | SP   |                    | 115       | 3000 | 1    | 0.95        | CW   |       |                      |          | RHEEM, 7021-7577   | H    |       |
| A142                   | PSC  |                    | 115       | 3450 | 1    | 0.7         | CW   |       |                      |          | RHEEM, 7062-1881   | I    | 39    |
| <b>SCHERBA IND.</b>    |      |                    |           |      |      |             |      |       |                      |          |  |      |       |
| A087                   | PSC  | 1/6                | 115/230   | 2400 | 1    | 2.8/1.1     | CCW  | SLV   |                      |          | 7062-4687, 7062-3496   | J    | 195   |
| <b>SEARS/WHIRLPOOL</b> |      |                    |           |      |      |             |      |       |                      |          |  |      |       |
| D137                   | SP   | 1/30 - 1/65        | 115       | 1500 | 1    | 1 - .7      | DS   | SLV   | 3 X 5/16 X 3         | 2 7/8    | Rangehood  | K    |       |
| D1111                  | SP   | 1/18 - 1/30        | 115       | 1330 | 2    | 2.4 - 1.2   | CCW  | SLV   | 3-1/8 X 5/16 X 2-3/8 | 3 1/2    | JA2S094, JA2S110, JA2S121N, A456301 A495601, A495603, 5500 BTU Window A/C; G000519549; G519549 | L    |       |
| D323                   | PSC  | 1/15 - 1/20 - 1/35 | 115       | 1550 | 3    | 1 - .8 - .6 | DS   | SLV   | 2-3/4 X 5/16 X 2-3/4 | 3 3/4    | Small Window A/C   | M    | 9     |
| D325                   | SP   | 1/10 - 1/30        | 115       | 1550 | 2    | 2.5 - 2.3   | CCW  | SLV   | 1-3/4 X 5/16 X 2-3/8 | 3 1/2    | Small Window A/C   | N    | 18    |

NOTES: 9: 3M 370V capacitor 18: Rotation is determined by viewing lug end. 38: 4MFD, 370VAC capacitor rating (not included)  
39: 4MFD, 370VAC capacitor rating (included) 195: 50/60 Hz



FIG. A D461



FIG. B D459



FIG. C K628



FIG. D A079



FIG. E A086



FIG. F A090



FIG. G A136



FIG. H A139



FIG. I A142



FIG. J A087



FIG. K D137



FIG. L D1111



FIG. M D323



FIG. N D325

Products are NOT SUITABLE  
for unattended equipment  
unless indicated by ➤

# OEM Motors

## FASCO

| FASCO MODEL                   | TYPE | HP                | VOLTS     | RPM  | SPD. | AMPS            | ROT. | BRING. | SHAFT DIM.            | "A" DIM. | CROSS REF.  | FIG. | NOTES   |
|-------------------------------|------|-------------------|-----------|------|------|-----------------|------|--------|-----------------------|----------|---|------|---------|
| <b>SEARS/WHIRLPOOL</b>        |      |                   |           |      |      |                 |      |        |                       |          |   |      |         |
| D857                          | PSC  | 1/8 - 1/10 - 1/15 | 115       | 1100 | 3    | 1.7             | DS   | SLV    | 3 - 1/8 X 1/2 X 4-1/8 | 3 1/2    | Window A/C Using Delco Inside-Outside Motor 485932 KCP39PG9769S | A    |         |
| D859                          | PSC  | 1/3 - 1/5 - 1/8   | 230       | 1100 | 3    | 1.7 - 1.5 - 1.3 | DS   | SLV    | 4-1/4 X 1/2 X 5-1/4   | 4 1/4    |   | A    | 205     |
| D860                          | PSC  | 1/2 - 1/3 - 1/4   | 230       | 1075 | 3    | 3.2             | DS   | SLV    | 4-1/4 X 1/2 X 4-3/8   | 5 3/4    |   | B    | 13, 205 |
| <b>SINGER</b>                 |      |                   |           |      |      |                 |      |        |                       |          |   |      |         |
| D1169                         | SP   | 1/10              | 208 - 230 | 3000 | 1    | 1.5             | CCW  | SLV    | 5/16 X 1              | 5 3/4    | FASCO 7121-4066 Comfor Maker 1708-507                           | C    |         |
| D1164                         | SP   | 1/25              | 115 / 230 | 1550 | 1    | 1.3 - .65       | CW   | SLV    | 5/16 X 2-1/2          | 3 1/8    | JA2P091N, JA2P0901N   | D    |         |
| D1167                         | SP   | 1/40              | 208 - 230 | 3000 | 1    | 0.55            | CCW  | SLV    | 5/16 X 1              | 4 7/8    | 1708-518, 7121-5854   | E    |         |
| <b>SKYMARK</b>                |      |                   |           |      |      |                 |      |        |                       |          |   |      |         |
| A251                          | SP   | 1/35              | 208 50/60 | 3000 | 1    | 1.1             | CCW  | SLV    |                       |          | 7021-9136, MTR-136PK  | F    |         |
| <b>TAPPAN</b>                 |      |                   |           |      |      |                 |      |        |                       |          |   |      |         |
| A073                          | SP   | 73CFM             | 115 - 230 | 3000 | 1    | .8 / .5         | CCW  | BALL   |                       |          | 82932, 8251560133   | G    |         |
| <b>TECUMSEH</b>               |      |                   |           |      |      |                 |      |        |                       |          |   |      |         |
| D475                          | SP   | 1/15              | 460       | 1550 | 1    | 0.5             | CCW  | SLV    | 5/16 X 2-1/2          | 4 1/2    | Tecumseh 810G037A47, 5KCP11FG1197CS                             | H    |         |
| <b>TEMPMASTER/OTASCO</b>      |      |                   |           |      |      |                 |      |        |                       |          |   |      |         |
| D1033                         | PSC  | 1/5 - 1/6 - 1/8   | 208 - 230 | 1400 | 3    | 1.6 - 1.5 - 1.3 | DS   | SLV    | 2-3/4 X 1/2 X 3-1/2   |          | M11730, 322P373, M12100, 322P454                                | I    |         |
| <b>THERMADOR (TRADEWINDS)</b> |      |                   |           |      |      |                 |      |        |                       |          |   |      |         |
| D1165                         | SP   | 1/20              | 115       | 1550 | 1    | 2               | DS   | SLV    | 3-1/2 X 5/16 X 3-1/2  |          | Tradewinds/Blower Motors  | J    |         |
| D1155                         | SP   | 1/100             | 115       | 1085 | 1    | 0.5             | CCW  | SLV    | 1/4 X 1               |          | 17-09-679, VQT-90, JA2M087R                                     | K    |         |
| <b>THERMAL TRANSFER</b>       |      |                   |           |      |      |                 |      |        |                       |          |   |      |         |
| D1006                         | SP   | 1/4               | 115       | 1600 | 1    | 7.2             | CW   | SLV    | 1/2 X 2-3/4           |          | 7108-6544, 66098  | L    |         |
| <b>TJERNLUND</b>              |      |                   |           |      |      |                 |      |        |                       |          |   |      |         |
| D130                          | SP   | 1/40              | 115       | 1500 | 1    | 1               | CW   | SLV    | 5/16 X 4-1/8          |          | 7163-6058   | M    |         |

NOTES: 13: 7.5M 370V Capacitor 205: Window A/C Using Delco Inside-Outside Motor 485932, KCP39PG9769S



FIG. A D857, D859



FIG. B D860



FIG. C D1169



FIG. D D1164



FIG. E D1167



FIG. F A251



FIG. G A073



FIG. H D475



FIG. I D1033



FIG. J D1165



FIG. K D1155



FIG. L D1006



FIG. M D130

Products are NOT SUITABLE for unattended equipment unless indicated by ▶

*Thermally protected • UL recognized • CSA or ULc certified*

**NOTE:** Rotation is determined by looking at shaft end. Shaft length is measured from motor face.

Electrolux & Frigidaire

GE & Hotpoint

Whirlpool & Maytag

Cooking & Gas Products

Dishwasher, Disposer & Water Heater

Laundry

Refrigeration

Fittings, Venting & Installation

Electrical

Plumbing

Property Maintenance

Motors

HVAC/R

Chemicals

Charging, Recovery & Welding

Test Equip., Tools & Service Acc.



# OEM Motors

## FASCO

| FASCO MODEL  | TYPE    | HP    | VOLTS   | RPM       | SPD. | AMPS    | ROT. | BRNG. | CROSS REF.                                   | FIG. | NOTES |
|--------------|---------|-------|---------|-----------|------|---------|------|-------|--|------|-------|
| <b>TRANE</b> |         |       |         |           |      |         |      |       |  |      |       |
| A069         | SP      | 69CFM | 208-240 | 3000      |      | 0.5     | CCW  |       | 38040252, 82252                              | A    |       |
| A075         | SP      | 75CFM | 230     | 3000      | 1    | 0.4     | CCW  | BALL  | 38050005                                     | B    |       |
| A143         | SP      |       | 115     | 3000      | 1    | 0.95    | CW   |       | TRANE, 7021-8428, 7021-8013, 7021-8924       | C    |       |
| A146         | SP      |       | 115     | 3000      | 2    | 1 - .35 | CW   |       | TRANE, 7021-7986, 7021-8925, 7002-2531       | D    |       |
| A130         | PSC     |       | 115     | 3450      | 1    | 0.7     | CW   |       | TRANE, 7062-3956, 7062-3616                  | E    |       |
| A150         | SP      |       | 208-230 | 3000      | 1    | 0.5     | CCW  |       | TRANE, 7021-7833, 7021-8928                  | F    |       |
| A191         | SP      | 1/15  | 208-230 | 3000      | 1    | 0.8     | CCW  | SLV   | 7021-6683, X38040251-01-7                    | G    |       |
| A192         | SP      | 1/40  | 115     | 3000      | 1    | 1.0     | CCW  | BALL  | 7021-8569, X38040253057                      | H    |       |
| A193         | SP      | 1/35  | 208-240 | 3480      | 1    | .59/.50 | CCW  | BALL  | 7021-8591, X38040050-01-0                    | I    |       |
| A194         | SP      | 1/80  | 115     | 3000/1950 | 2    | 1.0/.5  | CW   | SLV   | 7021-9561, X38020420017                      | J    |       |
| A195         | SP      | 1/16  | 115     | 3400      | 1    | 1.8     | CW   | BALL  | 7021-11543, X38040313070                     | K    |       |
| A196         | SP      | 1/25  | 115     | 3200      | 1    | 1.4     | CW   | SLV   | 7021-11544, D342094P02 7021-9010, D330757P02 | L    |       |
| A197         | 3 PHASE |       | 33-110  | 1500-4700 | VAR. | 1.0     | CW   | BALL  | 7092-0238, D342097P01                        | M    |       |



FIG. A A069



FIG. B A075



FIG. C A143



FIG. D A146



FIG. E A130



FIG. F A150



FIG. G A191



FIG. H A192



FIG. I A193



FIG. J A194



FIG. K A195



FIG. L A196



FIG. M A197

# OEM Motors

## FASCO

| FASCO MODEL  | TYPE | HP    | VOLTS   | RPM       | SPD. | AMPS    | ROT. | BRNG. | CROSS REF.                                      | FIG. | NOTES |
|--------------|------|-------|---------|-----------|------|---------|------|-------|---|------|-------|
| <b>TRANE</b> |      |       |         |           |      |         |      |       |   |      |       |
| A198         | SP   | 1/45  | 115     | 3000      | 1    | 1.8     | CW   | BALL  | 7058-0259, D342077P01                           | A    |       |
| A199         | SP   | 1/45  | 115     | 3000      | 1    | 1.8     | CW   | BALL  | 7058-0260, D342077P02                           | A    |       |
| A260         | SP   | 1/45  | 115     | 3250      | 1    | 1.0     | CW   | BALL  | 7058-0261, D342077P03                           | A    |       |
| A261         | SP   | 1/45  | 115     | 3250      | 1    | 1.0     | CW   | BALL  | 7058-0262, D342077P04                           | A    |       |
| A262         | SP   | 1/45  | 115     | 3250      | 1    | 1.0     | CW   | BALL  | 7058-0263, D34077P05                            | A    |       |
| A263         | SP   | 1/45  | 115     | 3250      | 1    | 1.0     | CW   | BALL  | 7058-0264, D34077P06                            | A    |       |
| A264         | SP   | 1/120 | 115     | 3000      | 2    | 0.8     | CW   | BALL  | 7002-3443, D342078P01                           | A    |       |
| A265         | SP   | 1/125 | 115     | 3000      | 2    | 0.8     | CW   | BALL  | 7002-3444, D342078P02                           | A    |       |
| A266         | SP   | 1/125 | 115     | 3000      | 2    | 1.0     | CW   | BALL  | 7002-3445, D342078P04                           | A    |       |
| A267         | SP   | 1/125 | 115     | 3000      | 2    | 1.4     | CW   | BALL  | 7002-3446, D342078P05                           | A    |       |
| A268         | SP   | 1/45  | 115     | 3000      | 2    | 1.4     | CW   | BALL  | 7002-3447, D342078P06                           | A    |       |
| A269         | SP   | 1/35  | 208-230 | 2500/3000 | 1    | .58/.60 | CCW  | BALL  | 7021-11054, X38040363010                        | B    | 195   |
| A270         | PSC  | 1/15  | 208-230 | 3350/2800 | 2    | .42/.50 | CCW  | BALL  | 7062-5033, X38040369010                         | C    | 195   |
| A271         | PSC  | 1/18  | 208-230 | 3500      | 2    | 0.6     | CW   | BALL  | 7062-3969, X38040308-01                         | D    | 195   |
| A272         | PSC  | 1/12  | 208-230 | 3500      | 2    | 0.7     | CW   | BALL  | 7062-3971, X38040309-01                         | D    | 195   |
| A273         | PSC  | 1/8   | 208-230 | 3500      | 2    | 0.6     | CW   | BALL  | 7062-3972, X38040310-01                         | D    | 195   |
| A274         | PSC  | 1/24  | 208-230 | 3500      | 1    | 0.3     | CW   | BALL  | 7062-3973, X38040311-01                         | D    | 195   |
| A276         | SP   | 1/55  | 115     | 3000      | 1    | 1.0     | CW   | SLV   | 7021-9011, D330757P01                           | E    |       |
| A278         | SP   | 1/50  | 115     | 3000      | 2    | 1.4     | CW   | BALL  | 7002-2530, D341095P02                           | F    |       |
| A279         | SP   | 1/125 | 115     | 3000      | 2    | 0.8     | CW   | BALL  | 7002-2531, D341095P04,<br>7002-3275, D341663P04 | F    |       |

NOTES: 195: 50/60 Hz



FIG. A A198, A199, A260, A261, A262, A263, A264, A265, A266, A267, A268



FIG. B A269



FIG. C A270



FIG. D A271, A272, A273, A274



FIG. E A276



FIG. F A278, A279

*Thermally protected • UL recognized • CSA or ULc certified*

**NOTE:** Rotation is determined by looking at shaft end. Shaft length is measured from motor face.

Electrolux & Frigidaire

GE & Hotpoint

Whirlpool & Maytag

Cooking & Gas Products

Dishwasher, Disposer & Water Heater

Laundry

Refrigeration

Fittings, Venting & Installation

Electrical

Plumbing

Property Maintenance

Motors

HVAC/R

Chemicals

Charging, Recovery & Welding

Test Equip., Tools & Service Acc.



# OEM Motors

## FASCO

| FASCO MODEL   | TYPE | HP                 | VOLTS                                | RPM        | SPD. | AMPS         | ROT. | BRNG. | SHAFT DIM.            | CROSS REF.   | FIG. | NOTES |
|---------------|------|--------------------|--------------------------------------|------------|------|--------------|------|-------|-----------------------|--|------|-------|
| TRANE (cont.) |      |                    |                                      |            |      |              |      |       |                       |  |      |       |
| A360          | SP   | 1/25               | 115                                  | 2700       | 2    | 1.0          | CW   | BALL  |                       | 7002-2532, D341095P01, 7002-3274, D341663P01                                       | A    |       |
| A361          | SP   | 1/42               | 115                                  | 3000       | 1    | 1.6          | CW   | BALL  |                       | 7002-2558, D330787P01  | B    |       |
| A362          | SP   | 1/42               | 115                                  | 3000       | 1    | 1.6          | CW   | BALL  |                       | 7002-3273, D341663P05  | A    |       |
| A367          | SP   | 1/60               | 115                                  | 3000       | 2    | 1.0          | CW   | SLV   |                       | 7021-8051, 21D340096P02  | C    |       |
| A368          | PSC  | 1/20               | 115                                  | 3200       | 2    | 0.8          | CW   | SLV   |                       | 7062-3782, D340623P01  | D    |       |
| A369          | PSC  | 1/45               | 208-230                              | 2800       | 2    | 0.3          | CCW  | BALL  |                       | 7062-3915, C663946P01  | E    |       |
| A370          | PSC  | 1/100              | 208-230                              | 2920       | 2    | 0.2          | CCW  | BALL  |                       | 7062-3918, C664099P01  | E    |       |
| A373          | SP   | 1/35               | 280-230                              | 3000       | 1    | 0.6          | CCW  | BALL  |                       | 7021-9396, C665662P01  | F    |       |
| D1050         | PSC  | 1/8                | 230                                  | 1550       | 1    | 1.1          | CW   | BALL  | 1/2 X 3               | WW94X236SP, WW94X936PSC  | G    | 199   |
| D895          | PSC  | 1/8                | 208 - 230                            | 1650       | 1    | 0.8          | CW   | SLV   | 1/2 X 1-1/2           | 5KCP39BGR426S, MOT 6363  | H    | 1     |
| D1005         | PSC  | 1/10               | 460                                  | 1075       | 2    | 0.5          | DS   | SLV   | 9-5/8 X 1/2 X 9-5/8   | 5KCP29DK3857BT, MOT 4590   | I    |       |
| D1089         | PSC  | 1/15               | 115                                  | 850        | 3    | 1.3          | REV  | SLV   | 1/2 X 3               | 5KCP39DGM458AS, K48HXCFC-1327, MOT3589, MOT 3591, FASCO 7176-3020                  | J    | 1     |
| D1090         | PSC  | 1/15               | 115                                  | 1100       | 3    | 0.8          | CW   | SLV   | 10-1/2 X 1/2 X 11-1/2 | MOT1877, K48HXBLLA-956   | K    |       |
| D1051         | PSC  | 1/25 - 1/40        | 115                                  | 1060 - 500 | 2    | .6 - .4      | DS   | SLV   | 11-1/8 X 1/2 X 11-1/8 | FAN COIL   | L    | 3     |
| D1058         | PSC  | 1/20 - 1/30 - 1/40 | 265                                  | 1100       | 3    | .5 - .3 - .2 | CW   | SLV   | 1/2 X 2-1/2           | 5 KCP29FK885S  | M    | 1     |
| D2850         | PSC  | 1 - 3/4            | 208-230/460 60 HZ, 200/380-415 50 HZ | 1125/950   | 1    | 4.6/2.3      | CW   | BALL  | 1/2 X 3.45            | 5KCP39SFL153DS (GE); MOT05717 Trane X70671180017, X70670706010, MOT03771, MOT05717 | N    | 20    |

NOTES: 1: 4M 370V capacitor 3: 6M 370V capacitor 20: Not a direct replacement, but suitable for referenced models. 199: Original motor is SP, D1050 is PSC to provide greater motor efficiency and permit closing shaft end of motor to prevent moisture from entering motor



FIG. A A360, A362



FIG. B A361



FIG. C A367



FIG. D A368



FIG. E A369, A370



FIG. F A373



FIG. G D1050



FIG. H D895



FIG. I D1005



FIG. J D1089



FIG. K D1090



FIG. L D1051



FIG. M D1058



FIG. N D2850

# OEM Motors

## FASCO

| FASCO MODEL                          | TYPE | HP                    | VOLTS   | RPM      | SPD. | AMPS             | ROT. | BRNG. | SHAFT DIM.                 | "A" DIM. | CROSS REF.  | FIG. | NOTES |
|--------------------------------------|------|-----------------------|---|----------|------|------------------|------|-------|----------------------------|----------|---|------|-------|
| <b>20TH CENTURY</b>                  |      |                       |   |          |      |                  |      |       |                            |          |   |      |       |
| A086                                 | SP   |                       | 115   | 3200     | 1    | 1.3              | CW   |       |                            |          | 7021-5853   | A    |       |
| <b>TRANE</b>                         |      |                       |   |          |      |                  |      |       |                            |          |   |      |       |
| D2851                                | PSC  | 1 - 3/4               | 208-230/460<br>60 HZ,<br>200/380-415<br>50 HZ | 1125/950 | 1    | 4.6/2.3          | CW   | BALL  | 5/8 X 3.75<br>KEYED        | 6 1/2    | 5KCP39SFL153DS (GE);<br>MOT09188<br>MOT09188, MOT09192, Trane<br>X7067165301, X70671656010                              | B    | 20    |
| <b>TYLER</b>                         |      |                       |   |          |      |                  |      |       |                            |          |   |      |       |
| D870                                 | PSC  | 1/4                   | 230   | 1625     | 1    | 1.9              | CW   | BALL  | 1/2 X 3                    | 4 3/4    | 5KCP39EGC053T,<br>UNIT NO. 760  | C    | 29    |
| <b>WEIL MCLAIN</b>                   |      |                       |   |          |      |                  |      |       |                            |          |   |      |       |
| D1190                                | SP   | 1/30                  | 115   | 3000     | 1    | 1.6              | CW   | SLV   | 5/16 X<br>1-3/4            | 4 7/8    | 7121-5750, JA1N074  | D    |       |
| <b>WEST BEND/MCGRAW EDISON</b>       |      |                       |   |          |      |                  |      |       |                            |          |   |      |       |
| D1134                                | SP   | 1/50 - 1/65<br>- 1/80 | 115   | 1500     | 3    | 1.1 - .8<br>- .6 | CW   | SLV   | 1/4 X 1-3/4                | 2 1/4    | Portable Humidifier Motors  | E    |       |
| <b>WESTINGHOUSE</b>                  |      |                       |   |          |      |                  |      |       |                            |          |   |      |       |
| D262                                 | PSC  | 1/5                   | 230   | 925      | 1    | 2.3              | REV  | SLV   | 1/2 X 4                    | 3 7/8    | Whisperaire 319P300A  | F    |       |
| D1032                                | PSC  | 1/5                   | 208 - 230                                     | 1550     | 1    | 1.6              | DS   | SLV   | 6-1/4 X 1/2<br>X 6-1/4     | 3 7/8    | Model No. 319P367A  | G    | 29    |
| D1111                                | SP   | 1/18 - 1/30           | 115   | 1330     | 2    | 2.4 - 1.2        | CCW  | SLV   | 3-1/8 X<br>5/16 X<br>2-3/8 | 3 1/2    | JA2S094, JA2S110, JA2S121N,<br>A456301, A495601, A495603,<br>5308013815, 5500 BTU<br>WINDOW A/C; G000519549;<br>G519549 | H    |       |
| <b>WHITE CONSOLIDATED INDUSTRIES</b> |      |                       |   |          |      |                  |      |       |                            |          |   |      |       |
| D1111                                | SP   | 1/18 - 1/30           | 115   | 1330     | 2    | 2.4 - 1.2        | CCW  | SLV   | 3-1/8 X<br>5/16 X<br>2-3/8 | 3 1/2    | JA2S094, JA2S110, JA2S121N,<br>A456301, A495601, A495603,<br>5308013815, 5500 BTU<br>WINDOW A/C                         | H    |       |
| <b>WITT</b>                          |      |                       |   |          |      |                  |      |       |                            |          |   |      |       |
| D1102                                | PSC  | 1/20                  | 115 / 230                                     | 1550     | 1    | .75 - .4         | CW   | SLV   | 5/16 X<br>2-5/8            | 3 1/2    | 7190-2158, 8216073,<br>7190-2159, 8216074   | I    |       |

NOTES: 20: Not a direct replacement, but suitable for referenced models. 29: 4M 370V capacitor included



FIG. A A086



FIG. B D2851



FIG. C D870



FIG. D D1190



FIG. E D1134



FIG. F D262



FIG. G D1032



FIG. H D1111



FIG. I D1102

Thermally protected • UL recognized • CSA or ULc certified

NOTE: Rotation is determined by looking at shaft end. Shaft length is measured from motor face.

Electrolux  
& Frigidaire

GE  
& Hotpoint

Whirlpool  
& Maytag

Cooking  
& Gas  
Products

Dishwasher,  
Disposer &  
Water Heater

Laundry

Refrigeration

Fittings,  
Venting &  
Installation

Electrical

Plumbing

Property  
Maintenance

Motors

HVAC/R

Chemicals

Charging,  
Recovery  
& Welding

Test Equip.,  
Tools &  
Service Acc.

# OEM Motors

## FASCO

| FASCO MODEL       | TYPE | HP            | VOLTS     | RPM  | SPD. | AMPS            | ROT. | BRNG. | SHAFT DIM.             | CROSS REF.  | FIG. | NOTES       |
|-------------------|------|---------------|-----------|------|------|-----------------|------|-------|------------------------|---|------|-------------|
| <b>WILLIAMSON</b> |      |               |           |      |      |                 |      |       |                        |   |      |             |
| A080              | SP   | 80CFM         | 115       | 3000 | 1    | 1.1             | CW   |       |                        | 7021-5510, 02-568   | A    |             |
| A118              | SP   | 118CFM        | 115       | 3000 | 1    | 1.8             | CW   |       |                        | 100,000 BTU Furnace 7021-6999,<br>7021-7042<br>Leads must be modified | B    |             |
| <b>YORK</b>       |      |               |           |      |      |                 |      |       |                        |   |      |             |
| D1191             | SP   | 1/40          | 460       | 3200 | 1    | 0.37            | CCW  | BALL  | 1/4 X 2-1/2            | 7121-7255   | C    | 131, 33, 41 |
| D1171             | SP   | 1/15          | 460       | 3000 | 1    | 0.6             | CCW  | BALL  | 1/4 X 2-1/2            | 024-24115-004 F33HXJBB3621  | D    | 41          |
| D1042             | PSC  | 1/5           | 208 - 230 | 1075 | 1    | 1.2             | DS   | SLV   | 6-1/2 X 1/2 X<br>6-1/2 | Cond. Fan, D1041 F47HXBGM-927   | E    |             |
| D873              | PSC  | 1/2           | 230       | 1050 | 1    | 3.2             | DS   | SLV   | 9-3/4 X 1/2 X<br>9-3/4 | K44HXJAF-4955   | F    |             |
| D2871             | PSC  | 1 - 3/4 - 1/2 | 460       | 1100 | 3    | 3.3 - 2.3 - 1.9 | REV  | SLV   | 1/2 X 3-1/2            | 024-21673, K55HXJFJ-2832,<br>5KCP39SGH913BS                           | G    | 42, 198     |
| A063              | SP   | 65CFM         | 230       | 3000 | 1    | 0.6             | CCW  |       |                        | 26-22239  | H    |             |
| A083              | SP   | 83CFM         | 230       | 3000 | 1    | 0.8             | CCW  | BALL  |                        | 026-16323-0000, 026-20224-000,<br>7021-1373                           | I    |             |
| A144              | SP   |               | 208-230   | 3000 | 1    | 0.5             | CW   |       |                        | 7021-6770   | J    | 41          |
| A137              | PSC  |               | 115       | 3450 | 1    | 0.7             | CW   |       |                        | 7062-2442, 7062-3342, 7062-3484                                       | K    |             |
| A154              | SP   |               | 115       | 3000 | 1    | 1.2             | CW   |       |                        | 7021-9428   | L    |             |
| A165              | PSC  |               | 115       | 3450 | 1    | 0.7             | CW   |       |                        | 7062-3958   | M    |             |
| A168              | PSC  |               | 115       | 3450 | 1    | 0.7             | CW   |       |                        | 7062-5019   | N    |             |

NOTES: 33: Stainless steel shaft 41: Includes centrifugal switch 42: 25M 370V Capacitor 131: Motors include shaft bushing 198: Has special OEM wiring configuration. Not for general purpose 3 speed applications



FIG. A A080



FIG. B A118



FIG. C D1191



FIG. D D1171



FIG. E D1042



FIG. F D873



FIG. G D2871



FIG. H A063



FIG. I A083



FIG. J A144



FIG. K A137



FIG. L A154



FIG. M A165



FIG. N A168



# OEM Motors

## FASCO

| FASCO MODEL  | TYPE | HP   | VOLTS   | RPM  | SPD. | AMPS | ROT. | BRNG. | CROSS REF.                                     | FIG. | NOTES |
|--------------|------|------|---------|------|------|------|------|-------|--|------|-------|
| YORK (cont.) |      |      |         |      |      |      |      |       |  |      |       |
| A220         | SP   | 1/20 | 115     | 3000 | 1    | 1.6  | CW   | BALL  | 7021-5838, 026-27510-700, 7021-7217, 7021-9054 | A    |       |
| A221         | SP   | 1/40 | 208-230 | 3000 | 1    | 0.55 | CCW  | SLV   | 7021-8318, 026-30614-700, 7021-6991            | B    |       |
| A222         | SP   | 1/35 | 115     | 3000 | 1    | 1.05 | CCW  | BALL  | 7021-8317, 026-32067-700, 7021-7481            | C    |       |
| A223         | SP   | 1/30 | 208-230 | 3200 | 1    | 0.6  | CW   | SLV   | 7021-10096, 026-33999-001, 7021-9656           | D    |       |
| A224         | SP   | 1/18 | 115     | 3450 | 2    | 0.8  | CW   | SLV   | 7062-5048, 024-27654-000, 7062-4743            | E    |       |
| A225         | SP   | 1/15 | 115     | 3200 | 1    | 2.25 | CW   | BALL  | 7021-11577, 17503, 7021-11830, 024-34558-000   | F    |       |
| A226         | SP   | 1/35 | 115     | 3000 | 1    | 1.7  | CW   | BALL  | 7058-0266, 7058-0266S                          | G    |       |
| A227         | PSC  | 1/25 | 115     | 3450 | 1    | 0.7  | CW   | SLV   | 7062-4708S, 024-27641-000, 17450, 7062-4708    | H    |       |
| A228         | SP   | 1/25 | 115     | 3000 | 1    | 2.0  | CW   | BALL  | 7002-3285, 024-31957-000, 7002-2941            | I    |       |
| A229         | SP   | 1/25 | 115     | 3000 | 1    | 1.8  | CW   | BALL  | 7058-0267S, 17499, 7058-0267                   | J    |       |
| A230         | PSC  | 1/20 | 115     | 3450 | 2    | 0.8  | CW   | SLV   | 7062-5094S, 17476, 7062-5094                   | K    |       |
| A231         | SP   | 1/75 | 115     | 3000 | 2    | 1.3  | CW   | SLV   | 7021-10213, 17452                              | L    |       |
| A234         | PSC  | 1/12 | 208-230 | 3200 | 1    | 0.5  | CW   | BALL  | 7062-5155, 102529                              | M    |       |



FIG. A A220



FIG. B A221



FIG. C A222



FIG. D A223



FIG. E A224



FIG. F A225



FIG. G A226



FIG. H A227



FIG. I A228



FIG. J A229



FIG. K A230



FIG. L A231



FIG. M A234

*Thermally protected • UL recognized • CSA or ULc certified*  
**NOTE:** Rotation is determined by looking at shaft end. Shaft length is measured from motor face.

Electrolux  
& Frigidaire

GE  
& Hotpoint

Whirlpool  
& Maytag

Cooking  
& Gas  
Products

Dishwasher,  
Disposer &  
Water Heater

Laundry

Refrigeration

Fittings,  
Venting &  
Installation

Electrical

Plumbing

Property  
Maintenance

Motors

HVAC/R

Chemicals

Charging,  
Recovery  
& Welding

Test Equip.,  
Tools &  
Service Acc.

# Blower Wheels

## FASCO

### BLOWER WHEELS

#### Single Inlet



For use in small appliance, condenser, furnace, draft booster, and flue exhaust applications. Galvanized steel construction. Rotation determined by viewing side opposite hub.

| Order No. | Dim. In. Dia. x W | Rotation | Bore Size In. | Max. RPM |
|-----------|-------------------|----------|---------------|----------|
| 1-6038    | 3 x 1-7/8         | CW       | 1/4           | 5000     |
| 1-6039    | 3 x 1-7/8         | CCW      | 1/4           | 5000     |
| 1-6040    | 3-13/16 x 1-7/8   | CCW      | 1/4           | 5000     |
| 1-6041    | 3-13/16 x 1-7/8   | CW       | 1/4           | 5000     |
| 1-6042    | 3-13/16 x 1-7/8   | CCW      | 5/16          | 5000     |
| 1-6043    | 3-13/16 x 1-7/8   | CW       | 5/16          | 5000     |
| 1-6044    | 3-13/16 x 2-1/2   | CW       | 5/16          | 5000     |
| 1-6045    | 3-13/16 x 2-1/2   | CCW      | 5/16          | 5000     |
| 1-6114    | 3-27/32 x 1-1/4   | CW       | 1/4           | 5600     |
| 1-6113    | 3-27/32 x 1       | CW       | 1/4           | 5800     |
| 1-6051    | 3-27/32 x 1-13/64 | CCW      | 1/4           | 5640     |
| 1-6141    | 4 x 1-1/2         | CCW      | 5/16          | 3600     |
| 1-6133    | 4 x 2-1/2         | CCW      | 1/4           | 3600     |
| 1-6046    | 4-1/4 x 2         | CCW      | 1/4           | 4500     |
| 1-6047    | 4-1/4 x 2         | CCW      | 5/16          | 4500     |
| 1-6052    | 4-1/4 x 2-15/16   | CCW      | 1/4           | 4500     |
| 1-6160    | 4-17/32 x 1-1/4   | CW       | 5/16          | 6300     |
| 1-6161    | 4-17/32 x 1-1/4   | CCW      | 5/16          | 6300     |
| 1-6048    | 4-23/32 x 2-15/16 | CW       | 5/16          | 3600     |
| 1-6000    | 4-23/32 x 2-15/16 | CCW      | 5/16          | 3600     |
| 1-6024    | 5-13/64 x 2-1/2   | CW       | 5/16          | 3600     |
| 1-6025    | 5-13/64 x 2-1/2   | CCW      | 5/16          | 3600     |
| 1-6053    | 5-13/64 x 2-29/32 | CW       | 5/16          | 3600     |
| 1-6054    | 5-13/64 x 2-29/32 | CCW      | 5/16          | 3600     |
| 1-6143    | 5-3/4 x 1-1/2     | CCW      | 5/16          | 3600     |
| 1-6026    | 5-45/64 x 2-15/16 | CCW      | 5/16          | 3000     |
| 1-6002    | 5-45/64 x 4       | CW       | 1/2           | 2800     |
| 1-6057    | 5-45/64 x 4       | CCW      | 1/2           | 2800     |
| 1-6058    | 6 x 3-1/4         | CW       | 1/2           | 2400     |
| 1-6010    | 6 x 3-1/4         | CCW      | 1/2           | 2400     |
| 1-6060    | 6-3/16 x 2-15/16  | CCW      | 3/8           | 3000     |
| 1-6063    | 6-25/64 x 4       | CW       | 1/2           | 1700     |
| 1-6064    | 6-25/64 x 4       | CCW      | 1/2           | 1700     |
| 1-6066    | 7-1/8 x 2         | CCW      | 5/16          | 2900     |
| 1-6005    | 7-1/8 x 4         | CCW      | 1/2           | 1500     |
| 1-6070    | 7-31/64 x 3-1/2   | CW       | 1/2           | 1800     |
| 1-6071    | 7-31/64 x 3-1/2   | CCW      | 1/2           | 1800     |
| 1-6006    | 8-5/64 x 4        | CW       | 1/2           | 1650     |
| 1-6074    | 8-5/64 x 4        | CCW      | 1/2           | 1650     |
| 1-6077    | 8-35/64 x 3       | CCW      | 1/2           | 2050     |

| Order No. | Dim. In. Dia. x W | Rotation | Bore Size In. | Max. RPM |
|-----------|-------------------|----------|---------------|----------|
| 1-6007    | 9-1/8 x 4-1/4     | CW       | 1/2           | 1475     |
| 1-6078    | 9-1/8 x 4-1/4     | CCW      | 1/2           | 1475     |
| 1-6008    | 9-1/8 x 5         | CW       | 1/2           | 1350     |
| 1-6009    | 9-1/8 x 5         | CCW      | 1/2           | 1350     |
| 1-6080    | 9-31/32 x 4       | CCW      | 1/2           | 1350     |
| 1-6027    | 9-31/32 x 6       | CW       | 1/2           | 1100     |
| 1-6028    | 9-31/32 x 6       | CCW      | 1/2           | 1100     |

### BLOWER WHEELS

#### Double Inlet



For use in small appliance, condenser, and furnace applications. Galvanized steel construction. Rotation determined by viewing hub size.

| Order No. | Dim. In. Dia. x W | Rotation | Bore Size In. | Max. RPM |
|-----------|-------------------|----------|---------------|----------|
| 2-6011    | 4-27/32 x 7       | CW       | 1/2           | 3600     |
| 2-6029    | 4-27/32 x 7       | CCW      | 1/2           | 3600     |
| 2-6082    | 5-13/32 x 6-55/64 | CCW      | 3/8           | 3600     |
| 2-6030    | 5-1/4 x 6-7/8     | CW       | 1/2           | 3600     |
| 2-6012    | 5-19/64 x 7       | CCW      | 1/2           | 3600     |
| 2-6013    | 5-9/16 x 6-1/2    | CW       | 1/2           | 2500     |
| 2-6014    | 5-9/16 x 6-1/2    | CCW      | 1/2           | 2500     |
| 2-6031    | 5-45/64 x 7-5/8   | CW       | 1/2           | 3000     |
| 2-6032    | 5-45/64 x 7-5/8   | CCW      | 1/2           | 3000     |
| 2-6033*   | 5-3/4 x 7-55/64   | CW       | 1/2           | 1700     |
| 2-6083    | 6-25/64 x 7       | CW       | 1/2           | 2050     |
| 2-6015    | 6-25/64 x 7       | CCW      | 1/2           | 2050     |
| 2-6084    | 6-3/16 x 7-5/8    | CW       | 1/2           | 3000     |
| 2-6085    | 6-3/16 x 7-5/8    | CCW      | 1/2           | 3000     |
| 2-6139    | 6-25/64 x 6-1/4   | CCW      | 3/4           | 2275     |
| 2-6016    | 7-31/64 x 6       | CW       | 3/4           | 1950     |
| 2-6017    | 7-31/64 x 6       | CCW      | 3/4           | 1950     |
| 2-6018    | 7-31/64 x 9       | CW       | 1/2           | 1600     |
| 2-6089    | 9-1/2 x 6         | CW       | 1/2           | 1750     |
| 2-6019    | 9-1/2 x 7         | CW       | 1/2           | 1550     |
| 2-6090    | 9-1/2 x 8         | CW       | 1/2           | 1400     |
| 2-6020    | 9-1/2 x 9-1/4     | CW       | 1/2           | 1300     |
| 2-6092    | 10-25/32 x 6      | CW       | 1/2           | 1550     |
| 2-6093    | 10-25/32 x 7      | CW       | 1/2           | 1350     |
| 2-6021    | 10-25/32 x 7-3/4  | CW       | 1/2           | 1250     |
| 2-6037    | 10-25/32 x 9-1/4  | CW       | 1/2           | 1200     |
| 2-6022    | 10-25/32 x 10-1/2 | CW       | 1/2           | 1150     |

\* Aluminum construction.



# Centrifugal Blowers

## FASCO

### CENTRIFUGAL BLOWERS

15 to 65 Free Air Output



Single speed. Sleeve bearing.

| Order No.         | CFM @ Static Pressure In. of Water |     |     |     |     |     |     | CFM | Volts   | Freq. | RPM @ Free Air | Amps @ Free Air |
|-------------------|------------------------------------|-----|-----|-----|-----|-----|-----|-----|---------|-------|----------------|-----------------|
|                   | 0.1                                | 0.2 | 0.3 | 0.4 | 0.5 | 0.6 | 0.7 |     |         |       |                |                 |
| <b>50745-D500</b> | 6.5                                | -   | -   | -   | -   | -   | -   | 15  | 115     | 60    | 3100           | .2              |
| <b>B30</b>        | 40                                 | 37  | 32  | 22  | 6   | -   | -   | 45  | 115     | 60    | 3200           | .59             |
| <b>50747-D500</b> | 47                                 | 42  | 37  | 33  | 21  | 7   | -   | 60  | 115     | 60    | 3200           | .52             |
| <b>50747-D600</b> | 47                                 | 42  | 37  | 33  | 21  | 7   | -   | 60  | 115     | 60    | 3200           | .52             |
| <b>50747-D230</b> | 47                                 | 42  | 37  | 33  | 21  | 7   | -   | 60  | 208-230 | 50/60 | 3200           | .26             |
| <b>50747-D401</b> | 47                                 | 42  | 37  | 33  | 21  | 7   | -   | 60  | 115     | 50/60 | 3200           | .49             |
| <b>50748-D500</b> | 64                                 | 60  | 56  | 52  | 47  | 42  | 37  | 65  | 115     | 60    | 2900           | .81             |

**We carry products from the world's largest and best manufacturers.**

**Centralize your purchases with us!**

Electrolux & Frigidaire

GE & Hotpoint

Whirlpool & Maytag

Cooking & Gas Products

Dishwasher, Disposer & Water Heater

Laundry

Refrigeration

Fittings, Venting & Installation

Electrical

Plumbing

Property Maintenance

Motors

HVAC/R

Chemicals


Charging, Recovery & Welding

Test Equip., Tools & Service Acc.

# Centrifugal Blowers

## FASCO

### CENTRIFUGAL BLOWERS



Single speed. 60 Hz.

| Order No.                        | CFM @ Static Pressure<br>In. of Water |                     |                     |                     |                    |                    |                   |            |     |    | CFM | Volts   | RPM @ Amps @<br>Free Air Free Air Bearing |                       |         |        |
|----------------------------------|---------------------------------------|---------------------|---------------------|---------------------|--------------------|--------------------|-------------------|------------|-----|----|-----|---------|---|-----------------------|---------|--------|
|                                  | 0.1                                   | 0.2                 | 0.3                 | 0.4                 | 0.5                | 0.6                | 0.7               | 0.8        | 0.9 | 1  |     |         | Free Air                                  | Free Air              | Bearing |        |
| <b>69 to 75 Free Air Output</b>  |                                       |                     |                     |                     |                    |                    |                   |            |     |    |     |         |   |                       |         |        |
| <b>A071</b>                      | 70                                    | 67                  | 63                  | 58                  | 57                 | 55                 | 51                | 35         | -   | -  | 71  | 115     | 2850                                      | .7                    | Sleeve  |        |
| <b>A073</b>                      | 72                                    | 69                  | 67                  | 63                  | 61                 | 57                 | 53                | 48         | 43  | 37 | 73  | 115/230 | 3200                                      | .82 - .48             | Ball    |        |
| <b>B75</b>                       | 68                                    | 63                  | 57                  | 47                  | 34                 | 14                 | -                 | -          | -   | -  | 75  | 115     | 3200                                      | .59                   | Sleeve  |        |
| <b>A075</b>                      | 73                                    | 69                  | 65                  | 62                  | 58                 | 55                 | 50                | 45         | 40  | 35 | 75  | 230     | 3200                                      | .4                    | Ball    |        |
| <b>A082</b>                      | 66                                    | 62                  | 53                  | 52                  | 47                 | 42                 | 23                | -          | -   | -  | 75  | 115     | 2800                                      | .95                   | Sleeve  |        |
| <b>80 to 125 Free Air Output</b> |                                       |                     |                     |                     |                    |                    |                   |            |     |    |     |         |   |                       |         |        |
| <b>50757-D500</b>                | 80                                    | 63                  | 45                  | -                   | -                  | -                  | -                 | -          | -   | -  | 105 | 115     | 1560                                      | .55                   | Sleeve  |        |
| <b>A166*</b>                     | 110                                   | 100                 | 95                  | 85                  | 82                 | 60                 | 40                | 10         | -   | -  | 115 | 115     | 3200                                      | 1.4                   | Sleeve  |        |
| <b>50746-D500</b>                | 94                                    | 87                  | 77                  | 67                  | 48                 | 18                 | -                 | -          | -   | -  | 120 | 115     | 3100                                      | .72                   | Sleeve  |        |
| <b>A125</b>                      | 110                                   | 92                  | 71                  | -                   | -                  | -                  | -                 | -          | -   | -  | 125 | 115     | 3200                                      | 1.1                   | Sleeve  |        |
| <b>50752-D500</b>                | 108                                   | 105                 | 97                  | 93                  | 90                 | 83                 | 77                | 65         | 32  | -  | 135 | 115     | 3100                                      | 1.1                   | Sleeve  |        |
| <b>50752-D230*</b>               | 108                                   | 105                 | 97                  | 93                  | 90                 | 83                 | 77                | 65         | 32  | -  | 135 | 208-230 | 3100                                      | .67                   | Sleeve  |        |
| <b>50755-D500</b>                | 140                                   | 128                 | 118                 | 105                 | -                  | -                  | -                 | -          | -   | -  | 160 | 115     | 1600                                      | 1                     | Sleeve  |        |
| <b>50755-D230*</b>               | 140                                   | 128                 | 118                 | 105                 | -                  | -                  | -                 | -          | -   | -  | 160 | 208-230 | 1600                                      | .51                   | Sleeve  |        |
| <b>B47120†</b>                   | 180/<br>144/<br>112                   | 170/<br>140/<br>109 | 165/<br>134/<br>106 | 158/<br>130/<br>100 | 150/<br>122/<br>90 | 140/<br>117/<br>76 | 130/<br>87/<br>58 | 110/<br>72 | 90  | -  | -   | 180     | 115                                       | 1360/<br>1100/<br>830 | 1.95    | Sleeve |
| <b>A212</b>                      | 190                                   | 173                 | 142                 | 110                 | 70                 | 22                 | -                 | -          | -   | -  | 212 | 115     | 2500                                      | 1.25                  | Sleeve  |        |

# FASCO – Centrifugal Blowers

| Order No.                          | CFM @ Static Pressure In. of Water |               |               |               |              |              |             |             |             |             | CFM         | Volts          | RPM @ Free Air  | Amps @ Free Air | Bearing |
|------------------------------------|------------------------------------|---------------|---------------|---------------|--------------|--------------|-------------|-------------|-------------|-------------|-------------|----------------|-----------------|-----------------|---------|
|                                    | 0.1                                | 0.2           | 0.3           | 0.4           | 0.5          | 0.6          | 0.7         | 0.8         | 0.9         | 1           |             |                |                 |                 |         |
| <b>B45227</b>                      | 230                                | 212           | 191           | 175           | 130          | 27           | -           | -           | -           | -           | 265         | 115            | 1650            | 1.86            | Sleeve  |
| <b>B45227-2*</b>                   | 230                                | 212           | 191           | 175           | 130          | 27           | -           | -           | -           | -           | 265         | 230            | 1650            | .93             | Sleeve  |
| <b>320 to 1000 Free Air Output</b> |                                    |               |               |               |              |              |             |             |             |             |             |                |                 |                 |         |
| <b>50756-D500</b>                  | 245                                | 225           | 200           | 160           | -            | -            | -           | -           | -           | -           | 320         | 115            | 1500            | 1.3             | -       |
| <b>A455‡</b>                       | 440/<br>318                        | 417/<br>307   | 390/<br>290   | 375/<br>275   | 350/<br>250  | 319/<br>228  | 275/<br>170 | 231/<br>108 | 150/<br>75  | 68/40       | 455         | 115            | 1500/<br>1100   | 1.5             | -       |
| <b>B45267‡</b>                     | 393/<br>356                        | 359/<br>331   | 318/<br>297   | 254/<br>240   | 187/<br>167  | 64/58        | -           | -           | -           | -           | 460         | 115            | 1600/<br>1400   | 2.9             | -       |
| <b>B45230*‡</b>                    | 393/<br>356                        | 359/<br>331   | 318/<br>297   | 254/<br>240   | 187/<br>167  | 64/58        | -           | -           | -           | -           | 460         | 208-230        | 1600/<br>1400   | 1.2             | -       |
| <b>50769-D500‡</b>                 | 391/<br>331                        | 370/<br>315   | 349/<br>280   | 318/<br>273   | 292/<br>241  | 250/<br>203  | 204/<br>138 | 91/70       | 47/40       | -           | 480         | 115            | 1200/<br>1400   | 3.55            | -       |
| <b>B68042</b>                      | 694                                | 674           | 652           | 585           | 557          | 483          | 127         | 51          | -           | -           | 815         | 115            | 1100            | 5.6             | -       |
| <b>A1000‡</b>                      | 950/-                              | 920/-         | 880/-         | 850/<br>799   | 800/<br>750  | 730/<br>700  | 660/<br>640 | 580/<br>500 | 300/<br>260 | 120/<br>120 | 1000        | 115/230        | 1100/<br>1100   | 4-2.9/<br>2-1.4 | -       |
| <b>64 to 1200 Free Air Output</b>  |                                    |               |               |               |              |              |             |             |             |             |             |                |                 |                 |         |
| Order No.                          | CFM @ Static Pressure In. of Water |               |               |               |              |              |             |             |             | CFM         | Volts       | RPM @ Free Air | Amps @ Free Air |                 |         |
|                                    | 0.2                                | 0.4           | 0.6           | 0.8           | 1            | 1.2          | 1.4         | 1.6         | 1.8         |             |             |                |                 |                 |         |
| <b>B24220*</b>                     | -                                  | 140           | 130           | 120           | 110          | 45           | 22          | -           | -           | 135         | 115         | 2600           | 1.3             |                 |         |
| <b>A1200†</b>                      | 1260/<br>1065                      | 1240/<br>1060 | 1200/<br>1050 | 1150/<br>1000 | 1075/<br>950 | 1000/<br>900 | 925/800     | 800/<br>675 | 200/200     | 1200        | 115/<br>230 | 1500/<br>1400  | 8-6.8/<br>4-3.4 |                 |         |

\* 50/60 Hz.  
† 2 speeds.  
‡ 3 speeds.




- Electrolux & Frigidaire
- GE & Hotpoint
- Whirlpool & Maytag
- Cooking & Gas Products
- Dishwasher, Disposer & Water Heater
- Laundry
- Refrigeration
- Fittings, Venting & Installation
- Electrical
- Plumbing
- Property Maintenance
- Motors
- HVAC/R
- Chemicals
- Charging, Recovery & Welding
- Test Equip., Tools & Service Acc.

# FASCO – Condenser Fan Motors



## CONDENSER FAN MOTORS

Permanent Split Capacitor



5.6" diameter.

| Order No.         | HP        | Volts   | RPM  | Speeds | Amps     | Rotation | Bearing | Shaft Dim. In. |
|-------------------|-----------|---------|------|--------|----------|----------|---------|----------------|
| <b>Ventilated</b> |           |         |      |        |          |          |         |                |
| <b>FS1026S*</b>   | 1/5       | 208-230 | 1075 | 1      | 1.5      | REV      | Sleeve  | 1/2 x 6        |
| <b>FS1016*</b>    | 1/5 - 1/8 | 208-230 | 1075 | 2      | 1.3 - .8 | REV      | Sleeve  | 1/2 x 6-1/2    |
| <b>RA10249*</b>   | 1/4       | 208-230 | 1075 | 1      | 1.7      | REV      | Ball    | 1/2 x 6-1/2    |
| <b>FS1026S*</b>   | 1/4       | 208-230 | 1075 | 1      | 1.8      | REV      | Sleeve  | 1/2 x 6-1/2    |
| <b>F1026S*</b>    | 1/4       | 208-230 | 1075 | 1      | 2.1      | REV      | Ball    | 1/2 x 6        |

# FASCO – Condenser Fan Motors

| Order No.               | HP        | Volts           | RPM  | Speeds | Amps      | Rotation | Bearing | Shaft Dim. In. |
|-------------------------|-----------|-----------------|------|--------|-----------|----------|---------|----------------|
| F1026S*                 | 3/4       | 208-230         | 1075 | 1      | 4.4       | REV      | Ball    | 1/2 x 6-1/4    |
| F1026S*                 | 1/4 - 1/6 | 208-230         | 1075 | 2      | 2 - 1.3   | REV      | Ball    | 1/2 x 6        |
| D747*                   | 1/3       | 208-230         | 1075 | 1      | 2.5       | REV      | Sleeve  | 1/2 x 6        |
| D7748*                  | 1/3       | 208-230         | 1075 | 1      | 2.9       | REV      | Ball    | 1/2 x 6-1/2    |
| D748*                   | 1/3       | 208-230         | 1075 | 1      | 2.9       | REV      | Sleeve  | 1/2 x 6-1/2    |
| F1036*                  | 1/3 - 1/4 | 208-230         | 1075 | 2      | 3.5 - 1.9 | REV      | Ball    | 1/2 x 6        |
| F1056*                  | 1/2       | 208-230         | 1075 | 1      | 4.1       | REV      | Ball    | 1/2 x 6-1/2    |
| D7745*                  | 1/2       | 208-230         | 1075 | 1      | 3.7       | REV      | Ball    | 1/2 x 6-1/2    |
| F1056S*                 | 1/2       | 208-230         | 1075 | 1      | 3.7       | REV      | Sleeve  | 1/2 x 6-1/2    |
| F1056*                  | 1/2 - 1/3 | 208-230         | 1075 | 2      | 4.4 - 2.7 | REV      | Ball    | 1/2 x 6        |
| D929*                   | 3/4       | 208-230         | 1075 | 1      | 5         | REV      | Sleeve  | 1/2 x 6-1/4    |
| F1076*                  | 3/4 - 1/3 | 208-230         | 1075 | 2      | 4.4 - 2.1 | REV      | Ball    | 1/2 x 6-1/4    |
| F1076A*                 | 3/4 - 1/3 | 208-230         | 1075 | 2      | 5 - 2.2   | REV      | Ball    | 5/8 x 4-1/2†   |
| F11106*                 | 1         | 208-230         | 1075 | 1      | 5.5       | REV      | Ball    | 1/2 x 6-1/2    |
| S719‡                   | 1/5 - 1/8 | 208-230         | 1075 | 2      | 1.3 - .8  | REV      | Sleeve  | 1/2 x 6-1/2    |
| D743‡                   | 1/5       | 208-230         | 1075 | 1      | 1.2       | REV      | Sleeve  | 1/2 x 6        |
| D742‡                   | 1/4       | 208-230         | 1075 | 1      | 2.1       | REV      | Sleeve  | 1/2 x 6        |
| FSE1036SV1‡             | 1/3       | 208-230         | 1075 | 1      | 2.9       | REV      | Sleeve  | 1/2 x 6        |
| D744‡                   | 1/3 - 1/4 | 208-230         | 1075 | 2      | 3.2 - 2.4 | REV      | Sleeve  | 1/2 x 6-1/2    |
| FSE1056SV1‡             | 1/2       | 208-230         | 1075 | 1      | 4.5       | REV      | Sleeve  | 1/2 x 6-1/2    |
| D792                    | 1/4       | 208-230         | 825  | 1      | 1.8       | REV      | Ball    | 1/2 x 6        |
| D796                    | 1/3       | 208-230         | 825  | 1      | 2.6       | REV      | Sleeve  | 1/2 x 6        |
| D791                    | 1/3       | 208-230         | 825  | 1      | 2.6       | REV      | Ball    | 1/2 x 6        |
| D795                    | 1/3       | 115             | 825  | 1      | 6.1       | REV      | Ball    | 1/2 x 6        |
| D790                    | 1/2       | 208-230         | 825  | 1      | 3.5       | REV      | Ball    | 1/2 x 6        |
| FS1056S§                | 1/2       | 208-230         | 1075 | 1      | 4.1       | REV      | Sleeve  | 1/2 x 6-1/2    |
| FS1036S§                | 1/3       | 208-230         | 1075 | 1      | 2.9       | REV      | Sleeve  | 1/2 x 6-1/2    |
| D804                    | 1/2       | 208-230         | 1075 | 1      | 5.3       | CW       | Ball    | 1/2 x 6        |
| D815                    | 1/3 - 1/4 | 208-230         | 825  | 2      | 2.3 - 1.6 | CW       | Sleeve  | 1/2 x 2-1/2    |
| S2846                   | 1/2       | 230/460         | 1075 | 1      | 3.9 - 2.0 | REV      | Ball    | 1/2 x 5-3/8    |
| S2848                   | 3/4       | 230/460         | 1075 | 1      | 4.7 - 2.4 | REV      | Ball    | 1/2 x 6        |
| 436A                    | 1/3       | 460             | 1075 | 1      | 1.1       | REV      | Ball    | 1/2 x 6-3/8    |
| BDH1036                 | 1/3 - 1/4 | 460             | 1075 | 2      | 1.2 - 1   | REV      | Ball    | 1/2 x 6        |
| 435A                    | 1/2       | 460             | 1075 | 1      | 1.8       | REV      | Ball    | 1/2 x 6-3/8    |
| 435A                    | 1/2       | 460             | 1075 | 1      | 1.8       | REV      | Ball    | 1/2 x 6-3/8    |
| FB1056                  | 1/2       | 208-230/<br>460 | 1075 | 1      | 4-2       | REV      | Ball    | 1/2 x 3        |
| 158A                    | 3/4       | 460             | 1075 | 1      | 2.2       | REV      | Ball    | 1/2 x 6-3/8    |
| X158A                   | 3/4       | 460             | 1075 | 1      | 2.2       | REV      | Ball    | 1/2 x 6-3/8    |
| D915                    | 3/4 - 1/2 | 460             | 1075 | 2      | 2.5 - 1.6 | REV      | Ball    | 5/8 x 4-1/2    |
| FH1076                  | 3/4 - 1/2 | 460             | 1075 | 2      | 2.5 - 1.6 | REV      | Ball    | 1/2 x 4-1/2    |
| FEH1076                 | 3/4 - 1/2 | 460             | 1075 | 2      | 2.1 - 1.6 | REV      | Ball    | 1/2 x 6        |
| D1710                   | 1         | 460             | 1075 | 1      | 3         | REV      | Ball    | 1/2 x 6-1/2    |
| FH1024                  | 1/4 - 1/6 | 460             | 1625 | 2      | 1 - .6    | REV      | Ball    | 1/2 x 6-1/2    |
| FH1054                  | 1/2 - 1/3 | 460             | 1625 | 2      | 1.6 - 1.1 | REV      | Ball    | 1/2 x 6-1/2    |
| D921                    | 1/3       | 230/460         | 825  | 1      | 2.7 - 1.4 | REV      | Ball    | 1/2 x 6-3/8    |
| D920                    | 1/2       | 460             | 825  | 1      | 2.1       | REV      | Sleeve  | 1/2 x 4-1/2    |
| <b>Totally Enclosed</b> |           |                 |      |        |           |          |         |                |
| D799                    | 1/8       | 208-230         | 825  | 1      | 0.9       | REV      | Sleeve  | 1/2 x 6        |
| D793                    | 1/6       | 208-230         | 825  | 1      | 1         | REV      | Ball    | 1/2 x 6        |
| D798                    | 1/6       | 208-230         | 825  | 1      | 1.3       | REV      | Sleeve  | 1/2 x 6        |
| D794                    | 1/5       | 208-230         | 825  | 1      | 1.3       | REV      | Sleeve  | 1/2 x 6        |
| D919                    | 1/8       | 208-230         | 1075 | 1      | 0.9       | REV      | Sleeve  | 1/2 x 6-1/2    |
| FSE1016                 | 1/6 - 1/8 | 208-230         | 1075 | 2      | 1.2 - .9  | REV      | Sleeve  | 1/2 x 6-1/2    |
| D917                    | 1/6       | 208-230         | 1075 | 1      | 1         | REV      | Sleeve  | 1/2 x 6-1/2    |
| D906                    | 1/5       | 208-230         | 1075 | 1      | 1.2       | REV      | Sleeve  | 1/2 x 6-1/2    |

- Electrolux & Frigidaire
- GE & Hotpoint
- Whirlpool & Maytag
- Cooking & Gas Products
- Dishwasher, Disposer & Water Heater
- Laundry
- Refrigeration
- Fittings, Venting & Installation
- Electrical
- Plumbing
- Property Maintenance
- Motors
- HVAC/R
- Chemicals
- Charging, Recovery & Welding
- Test Equip., Tools & Service Acc.

This information is provided "as is" without warranty of any kind by any person, including without limitation, the owner and the publisher.



## FASCO – Condenser Fan & Heat Pump Motors

| Order No.         | HP        | Volts   | RPM  | Speeds | Amps      | Rotation | Bearing | Shaft Dim. In. |
|-------------------|-----------|---------|------|--------|-----------|----------|---------|----------------|
| <b>FSE1026</b>    | 1/4 - 1/5 | 208-230 | 1075 | 2      | 1.8 - 1   | REV      | Sleeve  | 1/2 x 6-1/2    |
| <b>FE1026</b>     | 1/4 - 1/8 | 208-230 | 1075 | 2      | 1.7 - .8  | REV      | Ball    | 1/2 x 6        |
| <b>FSE1026SV1</b> | 1/4       | 208-230 | 1075 | 1      | 1.8       | REV      | Sleeve  | 1/2 x 6-1/2    |
| <b>D7909</b>      | 1/4       | 208-230 | 1075 | 1      | 1.8       | REV      | Ball    | 1/2 x 6-1/2    |
| <b>D909</b>       | 1/4       | 208-230 | 1075 | 1      | 1.8       | REV      | Sleeve  | 1/2 x 6-1/2    |
| <b>FSE1036SV1</b> | 1/3 - 1/4 | 208-230 | 1075 | 2      | 2.7 - 1.3 | REV      | Sleeve  | 1/2 x 6-1/2    |
| <b>FE1036</b>     | 1/3 - 1/4 | 208-230 | 1075 | 2      | 2.2 - 1.3 | REV      | Ball    | 1/2 x 5-1/2    |
| <b>FSE1036SV1</b> | 1/3       | 208-230 | 1075 | 1      | 2.7       | REV      | Sleeve  | 1/2 x 6-1/2    |
| <b>D7908</b>      | 1/3       | 208-230 | 1075 | 1      | 2.6       | REV      | Ball    | 1/2 x 6-1/2    |
| <b>D908</b>       | 1/3       | 208-230 | 1075 | 1      | 2.4       | REV      | Sleeve  | 1/2 x 6-1/2    |
| <b>FE1056</b>     | 1/2 - 1/3 | 208-230 | 1075 | 2      | 3.7 - 1.9 | REV      | Ball    | 1/2 x 5-1/2    |
| <b>FSE1056SV1</b> | 1/2       | 208-230 | 1075 | 1      | 3.9       | REV      | Sleeve  | 1/2 x 6-1/2    |
| <b>D7907</b>      | 1/2       | 208-230 | 1075 | 1      | 3.7       | REV      | Ball    | 1/2 x 6-1/2    |
| <b>FSE1056SV1</b> | 1/2       | 208-230 | 1075 | 1      | 3.7       | REV      | Sleeve  | 1/2 x 6-1/2    |
| <b>FSE1076SV1</b> | 3/4       | 208-230 | 1075 | 1      | 5         | REV      | Sleeve  | 1/2 x 6-1/2    |
| <b>FE1076SF</b>   | 3/4       | 208-230 | 1075 | 1      | 4.5       | REV      | Ball    | 1/2 x 6-1/2    |
| <b>791A</b>       | 3/4       | 460     | 1050 | 1      | 1.7       | REV      | Ball    | 1/2 x 6        |

\* Shaft up or horizontal.

† Keyed.

‡ Shaft down or horizontal.

§ Desert line.

### CONDENSER FAN & HEAT PUMP MOTORS



Cap can construction. For use in residential outdoor condenser fan and heat pump applications up to 3.5 tons. Features permanent split capacitor, single speed, totally enclosed design with ball bearings. 5" dia. 208-230 Volts.

| Order No.    | HP   | RPM  | Amps | Rotation |
|--------------|------|------|------|----------|
| <b>G2243</b> | 1/10 | 1100 | 0.74 | CWLE     |
| <b>G2248</b> | 1/8  | 1075 | 0.86 | CWLE     |
| <b>G2249</b> | 1/8  | 1075 | 0.75 | CCWLE    |
| <b>G2247</b> | 1/6  | 1100 | 1.3  | CCWLE    |
| <b>G2246</b> | 1/5  | 1080 | 1.6  | CWLE     |
| <b>G2244</b> | 1/4  | 1075 | 1.7  | CWLE     |
| <b>G2245</b> | 1/4  | 1075 | 1.7  | CCWLE    |

**We are continually  
adding new products.  
Call us with your  
inquiries.**

# C-Frame Motors

## FASCO

### C-FRAME MOTORS

#### Shaded Pole – K-Line



| Order No.                  | HP    | Volts   | RPM  | Speeds | Amps      | Rotation | Shaft Dim. In. | Stack In. | Cross Ref.   |
|----------------------------|-------|---------|------|--------|-----------|----------|----------------|-----------|--|
| <b>K628</b>                | 1/200 | 208-230 | 3000 | 1      | 0.25      | CW       | 1/4 x 1-1/2    | .75       | —  |
| <b>K629</b>                | 1/85  | 115     | 2950 | 1      | 0.67      | CW       | 1/4 x 1-1/8    | 1.00      | —  |
| <b>Refrigeration Fans</b>  |       |         |      |        |           |          |                |           |  |
| <b>K114</b>                | 1/500 | 115     | 1100 | 1      | 0.64      | CCW      | .181 x 1.75    | .5        | Hussman 301-5734                                       |
| <b>Ductless Rangehoods</b> |       |         |      |        |           |          |                |           |  |
| <b>K120</b>                | 1/200 | 115     | 3000 | 2      | .4 to .25 | CW       | .217 x 1.55    | .562      | Arrowhood 602, 605, 607, UPPCO 37F2M                   |
| <b>Vent Fans</b>           |       |         |      |        |           |          |                |           |  |
| <b>K614</b>                | 1/150 | 115     | 3000 | 1      | 0.6       | CW       | .217 x 1.625   | .562      | General replacement                                    |
| <b>K673</b>                | 1/150 | 115     | 3000 | 2      | .5 to .35 | CCW      | .1875 x 1.75   | .625      | EM673  |
| <b>K130</b>                | 1/150 | 115     | 3000 | 1      | 0.43      | CW       | .181 x 1       | .625      | Standard replacement 5/8" stack                        |
| <b>K672</b>                | 1/150 | 240     | 3000 | 1      | 0.25      | CCW      | .1875 x 1.75   | .625      | GEM EM 672, Acme 602/702, Westward 14005               |
| <b>K683</b>                | 1/150 | 240     | 3000 | 1      | 0.25      | CW       | .1875 x 1.75   | .875      | GEM EM683, Westward 14025                              |
| <b>Heaters</b>             |       |         |      |        |           |          |                |           |  |
| <b>K115</b>                | 1/100 | 120     | 3000 | 1      | 0.64      | CW       | .217 x 1.75    | .75       | Nutone 66582, 9605-N, 9665-N, 9093-N, Westward VFM 104 |

**We welcome the opportunity to quote on any special tools or equipment which you may require.**

Electrolux & Frigidaire

GE & Hotpoint

Whirlpool & Maytag

Cooking & Gas Products

Dishwasher, Disposer & Water Heater

Laundry

Refrigeration

Fittings, Venting & Installation

Electrical

Plumbing

Property Maintenance

Motors

HVAC/R

Chemicals

Charging, Recovery & Welding

Test Equip., Tools & Service Acc.

# Blower Motors

## FASCO

### DIRECT DRIVE BLOWER MOTORS

Permanent Split Capacitor – Ventilated



Reversible rotation. 5.6" diameter. 1075 RPM.

| Order No.            | HP                    | Speeds | Amps                  | Bearing     | Shaft Dim. In. |
|----------------------|-----------------------|--------|-----------------------|-------------|----------------|
| <b>115 Volts</b>     |                       |        |                       |             |                |
| <b>D928</b>          | 1/6 - 1/8 - 1/10      | 3      | 2.7 - 2.1 - 1.7       | Sleeve      | 1/2 x 5-1/4    |
| <b>D721</b>          | 1/4 - 1/5 - 1/6       | 3      | 4.8 - 3.3 - 2.6       | Sleeve      | 1/2 x 6        |
| <b>D727</b>          | 1/3 - 1/4 - 1/5       | 3      | 5.9 - 4.6 - 3.8       | Sleeve      | 1/2 x 6        |
| <b>D701</b>          | 1/2 - 1/3 - 1/4 - 1/5 | 4      | 7.7 - 5.5 - 4.2 - 3.3 | Sleeve      | 1/2 x 5-1/2    |
| <b>D726</b>          | 3/4 - 1/3             | 2      | 11 - 5                | Sleeve      | 5/8 x 4-1/2*   |
| <b>D728</b>          | 3/4 - 1/2 - 1/3       | 3      | 10.5 - 6.9 - 4.8      | Sleeve      | 1/2 x 6        |
| <b>D724</b>          | 3/4 - 1/2 - 1/3 - 1/4 | 4      | 9.5 - 7.2 - 5.6 - 3.5 | Sleeve      | 1/2 x 6        |
| <b>D712</b>          | 1-1/2 - 1/3           | 3      | 11.8 - 6.3 - 3.9      | Sleeve      | 1/2 x 6        |
| <b>D902</b>          | 1/2 - 1/3 - 1/4 - 1/5 | 4      | 9.9 - 5.6 - 3.7 - 2.7 | Sleeve      | 1/2 x 5-1/2    |
| <b>FML1026</b>       | 1/4 - 1/5 - 1/6       | 3      | 4.8 - 3.3 - 2.6       | Sleeve      | 1/2 x 6        |
| <b>FML1036</b>       | 1/3 - 1/4 - 1/5       | 3      | 5.9 - 4.6 - 3.8       | Sleeve      | 1/2 x 6        |
| <b>FML1056</b>       | 1/2 - 1/3 - 1/4       | 3      | 7.7 - 5.5 - 4.2       | Sleeve      | 1/2 x 6        |
| <b>208-230 Volts</b> |                       |        |                       |             |                |
| <b>FM1026</b>        | 1/4 - 1/5 - 1/6       | 3      | 2.2 - 1.6 - 1.2       | Sleeve      | 1/2 x 6        |
| <b>FM1036</b>        | 1/3 - 1/4 - 1/5       | 3      | 2.8 - 2.2 - 1.8       | Sleeve      | 1/2 x 6        |
| <b>FM1056</b>        | 1/2 - 1/3 - 1/4       | 3      | 3.4 - 2.5 - 1.9       | Sleeve      | 1/2 x 6        |
| <b>149A</b>          | 1/2 - 1/3 - 1/4       | 3      | 4.0 - 2.7 - 2.0       | Ball        | 1/2 x 6-1/4    |
| <b>150A</b>          | 3/4 - 1/2 - 1/3       | 3      | 5.4 - 3.8 - 2.9       | Ball        | 1/2 x 6-1/4    |
| <b>D725</b>          | 1/4 - 1/6 - 1/8       | 3      | 2.2 - 1.5 - 1.1       | Sleeve      | 1/2 x 6        |
| <b>D1036</b>         | 1/3 - 1/4 - 1/6       | 3      | 3.3 - 2.3 - 1.8       | Sleeve      | 1/2 x 6        |
| <b>D923</b>          | 1/3 - 1/4 - 1/5       | 3      | 2.9 - 2.2 - 1.7       | Sleeve      | 1/2 x 6        |
| <b>D703</b>          | 1/2 - 1/3 - 1/4       | 3      | 4 - 2.7 - 2           | Sleeve      | 1/2 x 6        |
| <b>150A</b>          | 3/4 - 1/2             | 2      | 4.8 - 3.5             | Ball        | 1/2 x 6        |
| <b>D729</b>          | 3/4 - 1/2 - 1/3       | 3      | 5.4 - 3.8 - 2.9       | Sleeve      | 1/2 x 6        |
| <b>BD1106</b>        | 1-1/2 - 1/3           | 3      | 5.3 - 2.8 - 1.8       | Sleeve      | 1/2 x 6        |
| <b>277 Volts</b>     |                       |        |                       |             |                |
| <b>D768</b>          | 1                     | 3      | 4.4                   | Shield Ball | 1/2 x 6        |

\* Keyed.

# Blower Motors



## DIRECT DRIVE BLOWERS

Transflo®



Single speed. 115 Volts.

| Order No.     | CFM @ Static Pressure In. of Water |     |     | CFM | Hz.   | RPM @ Free Air | Amps @ Free Air |
|---------------|------------------------------------|-----|-----|-----|-------|----------------|-----------------|
|               | 0.1                                | 0.2 | 0.3 |     |       |                |                 |
| <b>B22505</b> | 57                                 | 22  | -   | 80  | 60    | 3200           | 0.55            |
| <b>B22507</b> | 90                                 | 40  | -   | 115 | 54    | 3100           | 0.85            |
| <b>B22508</b> | 100                                | 60  | 5   | 105 | 60    | 1500           | .7              |
| <b>B22510</b> | 125                                | 83  | -   | 153 | 50/60 | 3100           | .1              |
| <b>B22513</b> | 196                                | 70  | -   | 215 | 60    | 2780           | 1.3             |

## DIRECT DRIVE BLOWER MOTORS

Ventilated



Sleeve bearings. 5.0" diameter. 1050 RPM.

| Order No.    | Type | HP                     | Volts   | Speeds | Amps                  | Rotation | Shaft Dim. In. |
|--------------|------|------------------------|---------|--------|-----------------------|----------|----------------|
| <b>D154</b>  | SP   | 1/10                   | 115     | 1      | 5                     | CW       | 3/8 x 2-3/4    |
| <b>D176</b>  | SP   | 1/10 - 1/20            | 115     | 2      | 3.9 - 1.7             | CW       | 3/8 x 3        |
| <b>D160</b>  | SP   | 1/10 - 1/12 - 1/15     | 115     | 3      | 3.4 - 2.8 - 2.4       | CW       | 3/8 x 3-7/8    |
| <b>D656</b>  | SP   | 1/8                    | 230     | 1      | 2.1                   | CW       | 1/2 x 3-7/8    |
| <b>D314</b>  | SP   | 1/8 - 1/15             | 230     | 2      | 2.3 - 1.5             | CW       | 1/2 x 5        |
| <b>D180</b>  | SP   | 1/8 - 1/11             | 115     | 2      | 4.5 - 3.4             | CW       | 1/2 x 4        |
| <b>D316</b>  | SP   | 1/8 - 1/10             | 230     | 2      | 2.1 - 1.8             | CW       | 1/2 x 3-1/2    |
| <b>D356</b>  | SP   | 1/8 - 1/10 - 1/12      | 115     | 3      | 4.7 - 3.7 - 3.2       | CW       | 1/2 x 3-1/2    |
| <b>D156</b>  | SP   | 1/6                    | 115     | 1      | 6.6                   | CW       | 1/2 x 3-7/8    |
| <b>D166</b>  | SP   | 1/6 - 1/9              | 115     | 2      | 7.2 - 3.8             | CW       | 1/2 x 3-1/2    |
| <b>D164</b>  | SP   | 1/6 - 1/8 - 1/10 - 1/2 | 115     | 4      | 6.5 - 4.8 - 4.3 - 3.9 | CW       | 1/2 x 4-1/2    |
| <b>D318</b>  | SP   | 1/6 - 1/8              | 230     | 2      | 3.1 - 2.2             | CW       | 1/2 x 3-1/2    |
| <b>D158</b>  | SP   | 1/5 - 1/6 - 1/7        | 115     | 3      | 6.7 - 5.3 - 4.7       | CW       | 1/2 x 4-1/8    |
| <b>D658</b>  | SP   | 1/5 - 1/6 - 1/7 - 1/8  | 208-230 | 4      | 4 - 3.4 - 3.1 - 2.4   | CW       | 1/2 x 5-1/4    |
| <b>D150</b>  | PSC  | 1/4 - 1/5 - 1/6        | 115     | 3      | 4.1 - 3.2 - 2.5       | REV      | 1/2 x 6        |
| <b>D151</b>  | PSC  | 1/4 - 1/5 - 1/6        | 230     | 3      | 2 - 1.4 - 1.1         | REV      | 1/2 x 6        |
| <b>D152</b>  | PSC  | 1/4 - 1/5 - 1/6 - 1/8  | 277     | 4      | 1.5 - 1.1 - .8 - .7   | REV      | 1/2 x 6        |
| <b>D262*</b> | PSC  | 1/5                    | 230     | 1      | 2.3                   | REV      | 1/2 x 4        |

\* 925 RPM.

Electrolux & Frigidaire

GE & Hotpoint

Whirlpool & Maytag

Cooking & Gas Products

Dishwasher, Disposer & Water Heater

Laundry

Refrigeration

Fittings, Venting & Installation

Electrical

Plumbing

Property Maintenance

Motors

HVAC/R

Chemicals

Charging, Recovery & Welding

Test Equip., Tools & Service Acc.

This information is provided "as is" without warranty of any kind by any person, including without limitation, the owner and the publisher.

# Blower, Unit Heater & Fan Motors

## FASCO

### DIRECT DRIVE BLOWER & UNIT HEATER MOTORS

Permanent Split Capacitor



5.6" diameter.

| Order No.                           | HP              | RPM  | Speeds | Amps            | Rotation | Bearing | Shaft Dim. In. |
|-------------------------------------|-----------------|------|--------|-----------------|----------|---------|----------------|
| <b>Ventilated – 277 Volts</b>       |                 |      |        |                 |          |         |                |
| <b>7FD1056</b>                      | 1/2 - 1/3 - 1/4 | 1075 | 3      | 3.2 - 2.2 - 1.8 | REV      | Sleeve  | 1/2 x 5-1/2    |
| <b>D974</b>                         | 1/2 - 1/3 - 1/4 | 825  | 3      | 2.3 - 1.6 - 1.3 | REV      | Sleeve  | 1/2 x 5        |
| <b>Totally Enclosed – 115 Volts</b> |                 |      |        |                 |          |         |                |
| <b>D736</b>                         | 1/6             | 1625 | 1      | 2               | REV      | Ball    | 1/2 x 3-1/4    |
| <b>UH1016</b>                       | 1/6             | 1075 | 1      | 2.7             | CW       | Ball    | 1/2 x 3        |
| <b>136A</b>                         | 1/6 - 1/8       | 1075 | 2      | 2.5 - 1.8       | REV      | Ball    | 1/2 x 4-1/2    |
| <b>UH1026SV1</b>                    | 1/4             | 1075 | 1      | 3.8             | REV      | Ball    | 1/2 x 3-1/4    |
| <b>UH1036</b>                       | 1/3             | 1075 | 1      | 4.1             | REV      | Ball    | 1/5 x 5        |
| <b>733A</b>                         | 1/2             | 1140 | 1      | 5.5             | CW       | Ball    | 1/2 x 6        |

### FAN & BLOWER MOTORS

Direct Drive – Ventilated



Reversible rotation. 5.6" diameter. 1075 RPM.


| Order No.     | HP  | Volts   | Cooling  | Heating | Cap. MFD | Amps | Bearing | Shaft Dim. In. |
|---------------|-----|---------|----------|---------|----------|------|---------|----------------|
| <b>D2835</b>  | 1/2 | 115     | High     | Med-Low | 10       | 7.3  | Sleeve  | 1/2 x 3-3/4    |
|               | 1/3 | 115     | High     | Med-Low | 5        | 6.9  | Sleeve  | 1/2 x 3-3/4    |
|               | 1/4 | 115     | Med-High | Low     | 5        | 5.5  | Sleeve  | 1/2 x 3-3/4    |
|               | 1/5 | 115     | Med-Low  | Low     | 5        | 3.6  | Sleeve  | 1/2 x 3-3/4    |
|               | 1/6 | 115     | Low      | Low     | 5        | 2.8  | Sleeve  | 1/2 x 3-3/4    |
| <b>FD6000</b> | 1/2 | 208-230 | High     | Med-Low | 10       | 3.6  | Ball    | 5/8 x 4-1/2    |
|               | 1/3 | 208-230 | High     | Med-Low | 5        | 3.5  | Ball    | 5/8 x 4-1/2    |
|               | 1/4 | 208-230 | Med-High | Low     | 5        | 2.8  | Ball    | 5/8 x 4-1/2    |
|               | 1/5 | 208-230 | Med-Low  | Low     | 5        | 1.9  | Ball    | 5/8 x 4-1/2    |
|               | 1/6 | 208-230 | Low      | Low     | 5        | 1.3  | Ball    | 5/8 x 4-1/2    |
| <b>D2833</b>  | 3/4 | 208-230 | High     | Med-Low | 20       | 3.8  | Sleeve  | 1/2 x 5-1/2    |
|               | 1/2 | 208-230 | High     | Low     | 10       | 3.7  | Sleeve  | 1/2 x 5-1/2    |
|               | 1/3 | 208-230 | Med-High | Low     | 10       | 2.5  | Sleeve  | 1/2 x 5-1/2    |
|               | 1/4 | 208-230 | Med-Low  | Low     | 10       | 1.8  | Sleeve  | 1/2 x 5-1/2    |
|               | 1/5 | 208-230 | Low      | Low     | 10       | 1.7  | Sleeve  | 1/2 x 5-1/2    |



# Fan Coil Air Conditioning & Heating Unit Motors

## FASCO

### FAN COIL AIR CONDITIONING & HEATING UNIT MOTORS



Sleeve bearings.

| Order No.         | Dia. In. | Type | HP                              | Volts   | RPM  | Speeds | Amps                      | Rotation | Shaft Dim. In.        |
|-------------------|----------|------|---------------------------------|---------|------|--------|---------------------------|----------|-----------------------|
| <b>Ventilated</b> |          |      |                                 |         |      |        |                           |          |                       |
| D333              | 4.4      | SP   | 1/25                            | 115     | 1550 | 1      | 1.4                       | DS       | 7-1/4 x 3/8 x 7-1/4   |
| D335              | 4.4      | SP   | 1/20 - 1/30 - 1/40 - 1/60       | 115     | 1550 | 4      | 2.1 - 1.4 - 1.2 - 1.1     | DS       | 8 x 1/2 x 8           |
| D117              | 4.4      | SP   | 1/15 - 1/25 - 1/30 - 1/40       | 115     | 1550 | 4      | 2.4 - 1.4 - 1.1 - .9      | CCW      | 1/2 x 7-1/2           |
| D329              | 4.4      | SP   | 1/15                            | 115     | 1550 | 1      | 2.5                       | DS       | 7-1/2 x 3/8 x 7-1/2   |
| D236              | 4.4      | SP   | 1/10 - 1/15 - 1/25              | 115     | 1550 | 3      | 3.5 - 2.4 - 1.8           | DS       | 7-1/2 x 1/2 x 7-1/2   |
| D336              | 4.4      | SP   | 1/10 - 1/15 - 1/25              | 115     | 1550 | 3      | 3.5 - 2.4 - 1.8           | DS       | 7-1/2 x 3/8 x 7-1/2   |
| D635              | 4.4      | SP   | 1/10 - 1/20 - 1/35              | 230     | 1550 | 3      | 1.8 - 1.3 - 1             | DS       | 10 x 1/2 x 10         |
| D337              | 4.4      | SP   | 1/8 - 1/10 - 1/12 - 1/15        | 115     | 1550 | 4      | 4.1 - 2.7 - 2.3 - 1.9     | DS       | 7-1/2 x 1/2 x 7-1/2   |
| D339              | 4.4      | SP   | 1/8 - 1/12                      | 230     | 1550 | 2      | 2 - 1.4                   | DS       | 6-1/2 x 1/2 x 6-1/2   |
| D338              | 4.4      | SP   | 1/6 - 1/10 - 1/12 - 1/15        | 115     | 1550 | 4      | 5.4 - 3.2 - 2.5 - 2.1     | DS       | 7-1/4 x 1/2 x 7-1/4   |
| D249              | 5.0      | SP   | 1/50 - 1/80 - 1/160             | 115     | 1050 | 3      | 1.1 - .6 - .4             | DS       | 7-5/8 x 3/8 x 7-5/8   |
| D255              | 5.0      | SP   | 1/25 - 1/50 - 1/80              | 115     | 1050 | 3      | 1.5 - 1 - .6              | DS       | 7-1/2 x 1/2 x 7-1/2   |
| D250              | 5.0      | SP   | 1/25 - 1/50 - 1/80              | 115     | 1050 | 3      | 1.5 - 1 - .6              | DS       | 8 x 3/8 x 8           |
| D655              | 5.0      | SP   | 1/25 - 1/40 - 1/70              | 230     | 1050 | 3      | .7 - .5 - .3              | DS       | 10 x 1/2 x 10         |
| D252              | 5.0      | SP   | 1/20 - 1/40 - 1/70              | 115     | 1050 | 3      | 1.6 - .8 - .5             | DS       | 7-1/2 x 3/8 x 7-1/2   |
| D253              | 5.0      | SP   | 1/20 - 1/40 - 1/50              | 115     | 1050 | 3      | 2.2 - 1.4 - .8            | DS       | 7-1/2 x 1/2 x 7-1/2   |
| D254              | 5.0      | SP   | 1/15 - 1/30 - 1/50              | 115     | 1050 | 3      | 2.1 - 1.3 - .8            | DS       | 8 x 3/8 x 8           |
| D251              | 5.0      | SP   | 1/15 - 1/35 - 1/50              | 208-230 | 1050 | 3      | 1.2 - .5 - .4             | DS       | 9-1/4 x 1/2 x 8-1/2   |
| D389              | 5.0      | SP   | 1/15 - 1/20 - 1/30 - 1/50       | 115     | 1050 | 4      | 2.4 - 1.6 - 1.1 - .8      | DS       | 10-1/4 x 1/2 x 10-1/4 |
| D256              | 5.0      | SP   | 1/10 - 1/20 - 1/30              | 115     | 1050 | 3      | 3.4 - 1.7 - 1             | DS       | 8 x 1/2 x 8           |
| D293              | 5.0      | SP   | 1/10 - 1/30 - 1/40 - 1/45 - 1/5 | 115     | 1050 | 5      | 3.6 - 1.6 - 1.2 - .8 - .6 | DS       | 10-3/4 x 3/8 x 10-3/4 |
| D289              | 5.0      | SP   | 1/10 - 1/30 - 1/40 - 1/45 - 1/5 | 115     | 1050 | 5      | 3.6 - 1.6 - 1.2 - .8 - .6 | DS       | 10-3/4 x 1/2 x 10-3/4 |
| D224              | 5.0      | SP   | 1/6 - 1/8 - 1/12                | 230     | 1050 | 3      | 3.2 - 2.3 - 1.8           | DS       | 10 x 1/2 x 10         |
| D290              | 5.0      | PSC  | 1/10 - 1/15 - 1/25 - 1/40       | 115     | 1050 | 4      | 2.2 - 1.4 - 1 - .7        | REV      | 1/2 x 8-1/2           |
| D291              | 5.0      | PSC  | 1/10 - 1/15 - 1/25 - 1/40       | 115     | 1050 | 4      | 2.2 - 1.4 - 1 - .7        | DS       | 10-3/4 x 1/2 x 10-3/4 |
| D294              | 5.0      | PSC  | 1/10 - 1/20 - 1/25 - 1/35 - 1/5 | 115     | 1050 | 5      | 1.3 - 1 - .7 - .6 - .5    | DS       | 10-3/4 x 3/8 x 10-3/4 |
| D292              | 5.0      | PSC  | 1/10 - 1/15 - 1/25 - 1/35       | 208-230 | 1050 | 4      | 1 - .7 - .4 - .3          | DS       | 10-3/4 x 1/2 x 10-3/4 |
| D354              | 5.0      | PSC  | 1/6 - 1/10 - 1/20               | 115     | 1050 | 3      | 3.1 - 1.5 - 1.1           | DS       | 8-1/2 x 1/2 x 8-1/2   |
| D245              | 5.0      | PSC  | 1/3 - 1/5                       | 230     | 1050 | 2      | 2.9 - 1.7                 | DS       | 8 x 1/2 x 8           |

This information is provided "as is" without warranty of any kind by any person, including without limitation, the owner and the publisher.

Electrolux & Frigidaire

GE & Hotpoint

Whirlpool & Maytag

Cooking & Gas Products

Dishwasher, Disposer & Water Heater

Laundry

Refrigeration

Fittings, Venting & Installation

Electrical

Plumbing

Property Maintenance

Motors

HVAC/R

Chemicals

Charging, Recovery & Welding

Test Equip., Tools & Service Acc.


# Fan, Vent & Blower Motors

| Order No.               | Dia. In. | Type | HP                       | Volts   | RPM  | Speeds | Amps                  | Rotation | Shaft Dim. In.        |
|-------------------------|----------|------|--------------------------|---------|------|--------|-----------------------|----------|-----------------------|
| D221                    | 5.0      | PSC  | 1/6 - 1/10 - 1/14 - 1/17 | 115     | 1050 | 4      | 3.2 - 1.7 - 1.3 - 1   | DS       | 8 x 1/2 x 8           |
| D382                    | 5.0      | PSC  | 1/25 - 1/40 - 1/50       | 115     | 1050 | 3      | .6 - .4 - .3          | DS       | 6-7/8 x 1/2 x 6-7/8   |
| D347                    | 5.0      | PSC  | 1/8 - 1/10 - 1/15 - 1/20 | 115     | 1050 | 4      | 2.3 - 1.5 - 1.1 - 1.7 | DS       | 10-1/2 x 1/2 x 10-1/2 |
| D247                    | 5.0      | PSC  | 1/6 - 1/8 - 1/12         | 230     | 1050 | 3      | 1 - .7 - .5           | DS       | 8 x 1/2 x 8           |
| D258                    | 5.0      | PSC  | 1/5 - 1/10               | 208-230 | 1050 | 2      | 2.8 - 1.3             | DS       | 8 x 1.2 x 8           |
| <b>Totally Enclosed</b> |          |      |                          |         |      |        |                       |          |                       |
| D113                    | 4.4      | SP   | 1/12                     | 115/230 | 1550 | 1      | 2.5 - 1.3             | CCW      | 3/8 x 3               |
| D114                    | 4.4      | SP   | 1/12                     | 115/230 | 1550 | 1      | 2.5 - 1.3             | CW       | 3/8 x 3               |
| D115                    | 4.4      | SP   | 1/12                     | 115/230 | 1550 | 1      | 2.5 - 1.3             | CCW      | 1/2 x 2               |



## FAN, VENT & BLOWER MOTORS

### Shaded Pole



3.3" diameter.

**Note:** Rotation is determined by looking at shaft end. DS indicates double-shafted motor.

| Order No.         | Type | HP    | Volts | RPM  | Speeds | Amps | Rotation | Bearing | Shaft Dim. In.      |
|-------------------|------|-------|-------|------|--------|------|----------|---------|---------------------|
| <b>Ventilated</b> |      |       |       |      |        |      |          |         |                     |
| D200              | SP   | 1/85  | 115   | 3000 | 1      | 0.6  | CW       | Sleeve  | 2-3/8 x 1/4 x 3/4   |
| D201              | SP   | 1/85  | 115   | 3000 | 1      | 0.6  | CCW      | Sleeve  | 1/4 x 1-3/8         |
| D229              | SP   | 1/100 | 115   | 3000 | 1      | 0.55 | CCW      | Sleeve  | 1/4 x 3-1/2         |
| D230              | SP   | 1/100 | 115   | 3000 | 1      | 0.55 | CW       | Sleeve  | 1/4 x 3-1/2         |
| D202              | SP   | 1/85  | 115   | 3000 | 1      | 0.6  | CW       | Sleeve  | 1/4 x 2-1/4         |
| D228              | SP   | 1/80  | 115   | 3000 | 1      | 0.8  | CW       | Sleeve  | 1/4 x 2             |
| D203              | SP   | 1/40  | 115   | 3000 | 1      | 1    | CCW      | Sleeve  | 1/4 x 2-1/4         |
| D206              | SP   | 1/30  | 115   | 3000 | 1      | 1.2  | CW       | Sleeve  | 1/4 x 2-1/4         |
| D207              | SP   | 1/30  | 230   | 3000 | 1      | 0.6  | DS       | Sleeve  | 2-1/4 x 1/4 x 2-1/4 |

# FASCO – Fan, Vent & Blower Motors

| Order No.               | Type | HP             | Volts   | RPM  | Speeds | Amps          | Rotation | Bearing | Shaft Dim. In.       |
|-------------------------|------|----------------|---------|------|--------|---------------|----------|---------|----------------------|
| D210                    | SP   | 1/25           | 115     | 3000 | 1      | 1.3           | CW       | Sleeve  | 1/4 x 2-1/4          |
| D216                    | SP   | 1/25           | 230     | 3000 | 1      | 0.65          | CW       | Sleeve  | 1/4 x 2-1/4          |
| D213                    | SP   | 1/15           | 115     | 3000 | 1      | 2.1           | DS       | Sleeve  | 2-3/4 x 1/4 x 2-3/4  |
| D211                    | SP   | 1/15           | 230     | 3000 | 1      | 1.1           | DS       | Sleeve  | 2-1/2 x 1/4 x 2-1/2  |
| D608                    | SP   | 1/50           | 230     | 3000 | 1      | 0.6           | CW       | Sleeve  | 1/4 x 1-5/16         |
| D209                    | SP   | 1/30           | 115     | 3000 | 1      | 1.1           | DS       | Sleeve  | 3-1/4 x 1/4 x 3-1/4  |
| D208                    | SP   | 1/30           | 115     | 3000 | 1      | 1.1           | CW       | Sleeve  | 1/4 x 3              |
| D503                    | PSC  | 1/10           | 230     | 1500 | 1      | 0.95          | REV      | Sleeve  | 5/16 x 3-3/4         |
| D1127                   | PSC  | 1/13           | 115/230 | 1550 | 1      | 1.1/0.6       | REV      | Sleeve  | 5/16 x 3             |
| D129                    | SP   | 1/125 to 1/200 | 115     | 1500 | 2      | .4 to .3      | DS       | Sleeve  | 3-1/4 x 1/4 x 3-1/4  |
| D120                    | SP   | 1/70           | 115     | 1500 | 1      | 0.7           | CW       | Sleeve  | 1/4 x 2-1/4          |
| D121                    | SP   | 1/70           | 115     | 1500 | 1      | 0.7           | CCW      | Sleeve  | 1/4 x 2-1/4          |
| D603                    | SP   | 1/50           | 115     | 1500 | 1      | 0.9           | CW       | Sleeve  | 1/4 x 2-3/8          |
| D126                    | SP   | 1/40           | 115     | 1500 | 1      | 1.1           | CW       | Sleeve  | 5/16 x 2-1/4         |
| D127                    | SP   | 1/40           | 115     | 1500 | 1      | 1             | CCW      | Sleeve  | 5/16 x 2-1/4         |
| D128                    | SP   | 1/40-1/50-1/80 | 115     | 1500 | 3      | 1.3 - .9 - .6 | DS       | Sleeve  | 4 x 5/16 x 4         |
| D190                    | SP   | 1/40           | 230     | 1500 | 1      | 0.6           | CW       | Sleeve  | 1/4 x 2-1/4          |
| D106                    | SP   | 1/40           | 115     | 1500 | 1      | 0.9           | CCW      | Sleeve  | 1/4 x 1-3/4          |
| D105                    | SP   | 1/37           | 115     | 1500 | 1      | 0.94          | CCW      | Sleeve  | 1/4 x 1-1/2          |
| D136                    | SP   | 1/30           | 115     | 1500 | 1      | 1.3           | DS       | Sleeve  | 2 x 5/16 x 2         |
| D514                    | SP   | 1/30           | 115     | 1500 | 1      | 1.3           | CW       | Sleeve  | 5/16 x 2-1/4         |
| D515                    | SP   | 1/30           | 115     | 1500 | 1      | 1.3           | CCW      | Sleeve  | 5/16 x 2-1/4         |
| D532                    | SP   | 1/30 to 1/112  | 115     | 1500 | 2      | 1.4 to .8     | CW       | Sleeve  | 5/16 x 1-1/2         |
| D181                    | SP   | 1/30 to 1/40   | 115     | 1500 | 2      | 1.3 to 1      | CCW      | Sleeve  | 5/16 x 2-1/4         |
| D332                    | SP   | 1/25 to 1/65   | 115     | 1500 | 2      | 1.5 to .8     | CW       | Sleeve  | 5/16 x 2             |
| D364                    | SP   | 1/25           | 115     | 1500 | 1      | 1.8           | DS       | Sleeve  | 1-7/8 x 5/16 x 1-7/8 |
| D365                    | SP   | 1/25           | 115     | 1500 | 1      | 1.8           | DS       | Sleeve  | 1-7/8 x 5/16 x 1-7/8 |
| D184                    | SP   | 1/25           | 115     | 1500 | 1      | 1.2           | CW       | Sleeve  | 5/16 x 1-7/8         |
| D636                    | SP   | 1/25           | 230     | 1500 | 1      | 0.69          | DS       | Sleeve  | 2-1/4 x 5/16 x 2-1/4 |
| D132                    | SP   | 1/20           | 115     | 1500 | 1      | 1.8           | CW       | Sleeve  | 5/16 x 2-1/4         |
| D133                    | SP   | 1/20           | 115     | 1500 | 1      | 1.8           | CCW      | Sleeve  | 5/16 x 2-1/4         |
| D188                    | SP   | 1/20           | 230     | 1500 | 1      | 0.9           | CW       | Sleeve  | 5/16 x 2-1/4         |
| D189                    | SP   | 1/20           | 230     | 1500 | 1      | 0.9           | CCW      | Sleeve  | 5/16 x 2-1/4         |
| D109                    | SP   | 1/15           | 115     | 1600 | 1      | 2.1           | CW       | Sleeve  | 5/16 x 3             |
| <b>Totally Enclosed</b> |      |                |         |      |        |               |          |         |                      |
| D402                    | SP   | 1/60           | 115     | 3000 | 1      | 0.75          | CW       | Sleeve  | 1/4 x 1-3/4          |
| D403                    | SP   | 1/60           | 115     | 3000 | 1      | 0.75          | CCW      | Sleeve  | 1/4 x 2-1/4          |
| D205                    | SP   | 1/40 to 1/70   | 115     | 3000 | 1      | 1 to .5       | DS       | Sleeve  | 3 x 1/4 x 3          |
| D214                    | SP   | 1/20           | 115/230 | 3000 | 1      | 1.7 to .8     | CW       | Sleeve  | 5/16 x 6-1/2         |
| D215                    | SP   | 1/20           | 115/230 | 3000 | 1      | 1.7 to .8     | CCW      | Ball    | 5/16 x 6-1/2         |
| D220                    | SP   | 1/20           | 115/230 | 3000 | 1      | 1.7 to .8     | CW       | Ball    | 5/16 x 6-1/2         |
| D218                    | PSC  | 1/20           | 115     | 3000 | 1      | 0.8           | REV      | Ball    | 5/16 x 2-1/4         |
| D219                    | PSC  | 1/8            | 115     | 3000 | 1      | 1.8           | REV      | Ball    | 5/16 x 2-1/4         |
| D122                    | SP   | 1/80           | 115     | 1500 | 1      | 0.6           | CW       | Sleeve  | 1/4 x 2-1/4          |
| D123                    | SP   | 1/80           | 115     | 1500 | 1      | 0.6           | CCW      | Sleeve  | 1/4 x 2-1/4          |
| D182                    | SP   | 1/60           | 115     | 1500 | 1      | 0.6           | CW       | Sleeve  | 5/16 x 2-1/4         |
| D124                    | SP   | 1/50           | 115     | 1500 | 1      | 0.75          | CW       | Sleeve  | 1/4 x 2-1/4          |
| D125                    | SP   | 1/50           | 115     | 1500 | 1      | 0.75          | CCW      | Sleeve  | 1/4 x 2-1/4          |
| D601                    | SP   | 1/50           | 115     | 1500 | 1      | 0.9           | CCW      | Sleeve  | 1/4 x 2-1/4          |
| D624                    | SP   | 1/50           | 230     | 1500 | 1      | 0.4           | CW       | Sleeve  | 1/4 x 2-1/4          |
| D137                    | SP   | 1/30 to 1/65   | 115     | 1500 | 1      | 1 to .7       | DS       | Sleeve  | 3 x 5/16 x 3         |

- Electrolux & Frigidaire
- GE & Hotpoint
- Whirlpool & Maytag
- Cooking & Gas Products
- Dishwasher, Disposer & Water Heater
- Laundry
- Refrigeration
- Fittings, Venting & Installation
- Electrical
- Plumbing
- Property Maintenance
- Motors
- HVAC/R
- Chemicals
- Charging, Recovery & Welding
- Test Equip., Tools & Service Acc.

This information is provided "as is" without warranty of any kind by any person, including without limitation, the owner and the publisher.

# Flue Exhaust, Draft Booster & Frame Motors

## FASCO

### FLUE EXHAUST & DRAFT BOOSTER BLOWER MOTORS



Single speed. 3.3" diameter.

| Order No.               | Type | HP                 | Volts       | RPM  | Amps       | Rotation | Bearing | Shaft Dim. In.       |
|-------------------------|------|--------------------|-------------|------|------------|----------|---------|----------------------|
| <b>Ventilated</b>       |      |                    |             |      |            |          |         |                      |
| <b>D1186</b>            | PSC  | 1/16               | 460         | 3450 | 0.3        | CCW      | Ball    | 5/16 x 3-1/3         |
| <b>D1184</b>            | PSC  | 1/16               | 460         | 3450 | 0.3        | CCW      | Ball    | 5/16 x 3-1/3         |
| <b>D410</b>             | PSC  | 1/10               | 115         | 3000 | 1.5        | REV      | Ball    | 1/4 x 3-3/4          |
| <b>D412</b>             | PSC  | 1/9                | 230         | 3000 | 0.7        | REV      | Ball    | 1/4 x 3-3/4          |
| <b>D418</b>             | SP   | 1/50               | 115         | 1550 | 1.1        | CW       | Ball    | 1/4 x 3              |
| <b>D415</b>             | SP   | 1/40               | 115         | 1550 | 1.1        | CCW      | Ball    | 1/4 x 3              |
| <b>D1192</b>            | SP   | 1/40               | 115         | 3000 | 0.7        | CCW      | Sleeve  | 5/16 x 1-1/2         |
| <b>D1196</b>            | SP   | 1/33               | 115         | 3200 | 1.5        | CCW      | Sleeve  | 5/16 x 2-1/3         |
| <b>D1198</b>            | SP   | 1/30               | 115         | 3200 | 1.5        | CCW      | Sleeve  | 5/16 x 2-1/4         |
| <b>D1194</b>            | SP   | 1/25               | 115         | 3200 | 1.7        | CW       | Ball    | 5/16 x 1-1/3         |
| <b>D1193</b>            | SP   | 1/22               | 115         | 3000 | 1.2        | CW       | Sleeve  | 5/16 x 2-1/3         |
| <b>D1188</b>            | SP   | 1/15               | 208-230/460 | 3000 | 1.1 - .6   | CW       | Ball    | 5/16 x 2             |
| <b>Totally Enclosed</b> |      |                    |             |      |            |          |         |                      |
| <b>D222</b>             | SP   | 1/25               | 115         | 1500 | 1.6        | DS       | Sleeve  | 2-1/4 x 5/16 x 2-1/4 |
| <b>D520*</b>            | SP   | 1/2 - 1/50 - 1/100 | 115         | 1500 | 2 - 1 - .6 | CW       | Sleeve  | 1/4 x 2-1/4          |

\* Three speeds.

### FRAME MOTORS

#### NEMA 56 Frame



Capacitor start. Single speed. Open drip proof design. Reversible rotation. Ball bearings. 115/208-230 volts.

| Order No.    | HP  | RPM  | Amps       | Shaft Dim. In. |
|--------------|-----|------|------------|----------------|
| <b>D6066</b> | 3/4 | 3450 | 9.6 - 4.8  | 5/8 x 2        |
| <b>D6086</b> | 3/4 | 1725 | 10.8 - 5.4 | 5/8 x 2        |
| <b>D6068</b> | 1   | 3450 | 12 - 6     | 5/8 x 2        |
| <b>D6088</b> | 1   | 1725 | 12.8 - 6.4 | 5/8 x 2        |

# General Purpose, Pedestal Fan & Gear Motors



## GENERAL PURPOSE MOTORS

### Shaded Pole



D170, D116, D118,  
D310, D674 & D374

D119

D174

D312, D112 & D435

Ventilated. 4.4" diameter. 1500 RPM.

| Order No.   | HP                 | Volts | Speeds | Amps          | Rotation | Bearing | Shaft Dim. In. |
|-------------|--------------------|-------|--------|---------------|----------|---------|----------------|
| <b>D170</b> | 1/20               | 115   | 1      | 1.7           | CW       | Sleeve  | 5/16 x 2-1/4   |
| <b>D116</b> | 1/15               | 115   | 1      | 2.4           | CW       | Sleeve  | 3/8 x 2-3/8    |
| <b>D118</b> | 1/15 - 1/30        | 115   | 2      | 2.4 - 1.4     | CW       | Sleeve  | 3/8 x 2-3/8    |
| <b>D310</b> | 1/12               | 115   | 1      | 4             | CW       | Sleeve  | 3/8 x 2        |
| <b>D119</b> | 1/11 - 1/25 - 1/70 | 115   | 3      | 2.9 - 1.5 - 1 | CCW      | Ball    | 1/2 x 2-5/8    |
| <b>D174</b> | 1/10               | 115   | 1      | 3.5           | CW       | Sleeve  | 3/8 x 2-7/8    |
| <b>D674</b> | 1/10 - 1/15        | 230   | 2      | 2 - 1.3       | CW       | Sleeve  | 3/8 x 2-1/2    |
| <b>D374</b> | 1/8 - 1/20         | 115   | 2      | 4 - 2.5       | CW       | Sleeve  | 3/8 x 2-1/2    |
| <b>D312</b> | 1/15               | 115   | 1      | 2.7           | CW       | Sleeve  | 1/2 x 5        |
| <b>D112</b> | 1/10               | 115   | 1      | 3.6           | CW       | Sleeve  | 3/8 x 2-5/8    |
| <b>D435</b> | 1/10               | 230   | 1      | 1.7           | CCW      | Sleeve  | 3/8 x 2-5/8    |

## PEDESTAL FAN MOTORS & GEARMOTORS

### Permanent Split Capacitor



D901 & 648A

D900

D998

Totally enclosed. 5.6" diameter.

| Order No.   | HP        | Volts   | RPM  | Speeds | Amps    | Rotation | Bearing | Shaft Dim. In. |
|-------------|-----------|---------|------|--------|---------|----------|---------|----------------|
| <b>D901</b> | 1/3 - 1/8 | 115     | 1100 | 2      | 4 - 3.5 | REV      | Ball    | 1/2 x 3-1/2    |
| <b>648A</b> | 1/2 - 1/4 | 115     | 1100 | 2      | 7.1 - 4 | REV      | Sleeve  | 5/8 x 3        |
| <b>D900</b> | 1/2 - 1/4 | 115     | 1100 | 2      | 7.1 - 4 | REV      | Sleeve  | 5/8 x 3        |
| <b>D998</b> | 1/2       | 115/230 | 825  | 1      | 6 - 3   | CW       | Ball    | 5/8 x 2-5/8    |

**Let us be the  
first stop for all your  
product needs!**

Electrolux  
& Frigidaire

GE  
& Hotpoint

Whirlpool  
& Maytag

Cooking  
& Gas  
Products

Dishwasher,  
Disposer &  
Water Heater

Laundry

Refrigeration

Fittings,  
Venting &  
Installation

Electrical

Plumbing

Property  
Maintenance

Motors

HVAC/R

Chemicals

Charging,  
Recovery  
& Welding

Test Equip.,  
Tools &  
Service Acc.



# Refrigeration Fan Motors

## FASCO

### REFRIGERATION FAN MOTORS



D429 & D437



D477, D471, D470,  
D472 & D473



D498



D469



D484, D482, D480, D485,  
D483 & D481



D494, D492, D490, D495,  
D493 & D491



D486



D487 & D497



D488, D489 & D474

Single speed. Features sleeve bearings.

| Order No.               | Type | Dia. In. | HP       | Volts       | RPM  | Amps       | Rotation | Shaft Dim. In. |
|-------------------------|------|----------|----------|-------------|------|------------|----------|----------------|
| <b>Ventilated</b>       |      |          |          |             |      |            |          |                |
| D484                    | SP   | 4.4      | 1/20     | 115/208-230 | 1550 | 2.2 to 1.1 | CW       | 3/8 x 3-1/8    |
| D482                    | SP   | 4.4      | 1/15     | 115/208-230 | 1550 | 3.2 to 1.6 | CW       | 3/8 x 3-1/8    |
| D480                    | SP   | 4.4      | 1/10     | 115/208-230 | 1550 | 4.5 to 2.2 | CW       | 3/8 x 3-1/8    |
| D485                    | SP   | 4.4      | 1/20     | 115/208-230 | 1550 | 2.2 to 1.1 | CCW      | 3/8 x 3-1/8    |
| D483                    | SP   | 4.4      | 1/15     | 115/208-230 | 1550 | 3.2 to 1.6 | CCW      | 3/8 x 3-1/8    |
| D481                    | SP   | 4.4      | 1/10     | 115/208-230 | 1550 | 4.5 to 2.2 | CCW      | 3/8 x 3-1/8    |
| D494                    | SP   | 5.0      | 1/20     | 115/208-230 | 1050 | 3 to 1.6   | CW       | 3/8 x 3-1/8    |
| D492                    | SP   | 5.0      | 1/15     | 115/208-230 | 1050 | 3.4 to 1.7 | CW       | 3/8 x 3-1/8    |
| D490                    | SP   | 5.0      | 1/10     | 115/208-230 | 1050 | 5 to 2.5   | CW       | 3/8 x 3-1/8    |
| D495                    | SP   | 5.0      | 1/20     | 115/208-230 | 1050 | 3 to 1.6   | CCW      | 3/8 x 3-1/8    |
| D493                    | SP   | 5.0      | 1/15     | 115/208-230 | 1050 | 3.4 to 1.7 | CCW      | 3/8 x 3-1/8    |
| D491                    | SP   | 5.0      | 1/10     | 115/208-230 | 1050 | 5 to 2.5   | CCW      | 3/8 x 3-1/8    |
| D486                    | PSC  | 5.0      | 1/10     | 115/208-230 | 1550 | 2.7 to 1.4 | REV      | 3/8 x 3-1/8    |
| D487                    | PSC  | 5.0      | 1/10     | 115/208-230 | 1550 | 2.7 to 1.4 | REV      | 3/8 x 3-1/8    |
| D497*                   | PSC  | 5.0      | 1/10     | 115/208-230 | 1050 | 2.7 to 1.4 | REV      | 3/8 x 3-1/8    |
| D488                    | PSC  | 5.0      | 1/20     | 115/208-230 | 1550 | 1.2 to .6  | REV      | 3/8 x 3-1/3    |
| D489                    | PSC  | 5.0      | 1/15     | 115/208-230 | 1550 | 1.2 to .6  | REV      | 3/8 x 3-1/3    |
| D474                    | PSC  | 5.0      | 1/10     | 115/208-230 | 1550 | 1.9 to .9  | REV      | 3/8 x 3-1/3    |
| <b>Totally Enclosed</b> |      |          |          |             |      |            |          |                |
| D429                    | SP   | 3.3      | 9 Watts  | 115         | 1550 | 0.6        | CCW      | HUB            |
| D437                    | SP   | 3.3      | 16 Watts | 115         | 1550 | 1.1        | CCW      | HUB            |
| D477                    | SP   | 3.3      | 1/35     | 208/230     | 1550 | 0.75       | CCW      | 5/16 x 1-5/8   |
| D471                    | SP   | 3.3      | 1/20     | 208-230     | 1550 | 1.1        | CCW      | 5/16 x 2-1/2   |
| D470                    | SP   | 3.3      | 1/20     | 208-230     | 1550 | 0.94       | CW       | 5/16 x 2-5/8   |
| D472                    | SP   | 3.3      | 1/20     | 115         | 1550 | 1.9        | CW       | 5/16 x 2-5/8   |
| D473                    | SP   | 3.3      | 1/20     | 115         | 1550 | 2          | CCW      | 5/16 x 2-5/8   |
| D498                    | SP   | 3.3      | 1/12     | 460         | 1550 | 0.5        | CW       | 5/16 x 2-1/2   |
| D469                    | SP   | 3.3      | 1/12     | 208-230     | 1550 | 1.3        | CCW      | 5/16 x 2-1/8   |

\* Ball bearings

# D.C., Self Cooled & Unit Bearing Motors



## WOUND D.C. MOTORS



For use in air conditioning applications. Reversible rotation. 3.0" diameter. Shaft measures 5/16" x 1-3/4".

| Order No.    | HP  | RPM  | Speeds | Amps |
|--------------|-----|------|--------|------|
| <b>DC136</b> | 1/8 | 4200 | 3      | 12.3 |

## SELF COOLED MOTORS

### Shaded Pole



D134, D135 & D227

D192, D226, D334, D234 & D235

D138 & D238

D167, D169, D131 & D330

D504

Single speed. 3.3" diameter. 1500 RPM.

| Order No.        | HP   | Volts   | Amps      | Rotation | Bearing | Shaft Dim. In. |            |  |
|------------------|------|---------|-----------|----------|---------|----------------|------------|--|
|                  |      |         |           |          |         |                | Ventilated |  |
| <b>D167</b>      | 1/70 | 115     | 0.7       | CW       | Sleeve  | 1/4 x 3        |            |  |
| <b>D169</b>      | 1/70 | 115     | 0.7       | CCW      | Sleeve  | 1/4 x 3        |            |  |
| <b>D131</b>      | 1/40 | 115     | 1         | CCW      | Sleeve  | 5/16 x 2-1/4   |            |  |
| <b>D330</b>      | 1/40 | 230     | 0.5       | CW       | Sleeve  | 5/16 x 2-1/4   |            |  |
| <b>D504*</b>     | 1/8  | 115/230 | 1.6 to .8 | REV      | Sleeve  | 5/16 x 3-1/2   |            |  |
| Totally Enclosed |      |         |           |          |         |                |            |  |
| <b>D134</b>      | 1/25 | 115     | 1.6       | CW       | Sleeve  | 5/16 x 2-1/4   |            |  |
| <b>D135</b>      | 1/25 | 115     | 1.6       | CCW      | Sleeve  | 5/16 x 2-1/4   |            |  |
| <b>D192</b>      | 1/25 | 230     | 0.9       | CW       | Sleeve  | 5/16 x 2-1/4   |            |  |
| <b>D226</b>      | 1/20 | 115     | 1.6       | CW       | Ball    | 5/16 x 2-1/4   |            |  |
| <b>D227</b>      | 1/20 | 115     | 1.7       | CCW      | Ball    | 5/16 x 2-1/4   |            |  |
| <b>D334</b>      | 1/15 | 230     | 1.4       | CW       | Ball    | 5/16 x 3       |            |  |
| <b>D234</b>      | 1/15 | 115     | 2.2       | CW       | Sleeve  | 5/16 x 2-1/4   |            |  |
| <b>D235</b>      | 1/12 | 115     | 2.2       | CCW      | Sleeve  | 5/16 x 2-1/4   |            |  |
| <b>D138</b>      | 1/25 | 115     | 1.6       | CW       | Sleeve  | 5/16 x 2-5/8   |            |  |
| <b>D238</b>      | 1/15 | 115     | 2.3       | CW       | Sleeve  | 5/16 x 2-5/8   |            |  |

\* Permanent split capacitor.

## UNIT BEARING MOTORS

### Shaded Pole – Air-Over



D566

D570 & D571

Single speed, totally enclosed design with sleeve bearing and auto reset. Iron construction. Threaded shaft measures 1/4" - 20. 115V. 1550 RPM.

| Order No.   | Watts | Amps | Rotation |
|-------------|-------|------|----------|
| <b>D566</b> | 16    | 1.1  | CW       |
| <b>D570</b> | 25    | 1.2  | CW       |
| <b>D571</b> | 25    | 1.2  | CCW      |

This information is provided "as is" without warranty of any kind by any person, including without limitation, the owner and the publisher.

Electrolux & Frigidaire

GE & Hotpoint

Whirlpool & Maytag

Cooking & Gas Products

Dishwasher, Disposer & Water Heater

Laundry

Refrigeration

Fittings, Venting & Installation

Electrical

Plumbing

Property Maintenance

Motors

HVAC/R

Chemicals

Charging, Recovery & Welding

Test Equip., Tools & Service Acc.

# Air Conditioner, Condenser Fan & Blower Motors



## WINDOW AIR CONDITIONER, CONDENSER FAN & DIRECT DRIVE BLOWER MOTORS

### Permanent Split Capacitor



D782, FDL1034 & FDL1054



D783, D787, FD1034,  
D788 & FD1054



FD1074 & FD1074



D776, D775, 661A, RA1024,  
RAL1034, RA1034, RAL1054  
& RA1054



RA1076

Sleeve bearings. 5.6" diameter. 1625 RPM.

| Order No.          | HP               | Volts   | Speeds |          | Amps            | Shaft Dim. In.      |
|--------------------|------------------|---------|--------|----------|-----------------|---------------------|
|                    |                  |         | REV    | Rotation |                 |                     |
| <b>D782</b>        | 1/4              | 115     | 1      |          | 3.5             | 1/2 x 6             |
| <b>D783</b>        | 1/4              | 208-230 | 1      |          | 1.5             | 1/2 x 6             |
| <b>FDL1034</b>     | 1/3 - 1/4 - 1/6  | 115     | 3      |          | 4.7 - 3.5 - 2.7 | 1/2 x 6             |
| <b>D787</b>        | 1/3              | 208-230 | 1      |          | 2.3             | 1/2 x 7             |
| <b>FD1034</b>      | 1/3 - 1/4 - 1/6  | 208-230 | 3      |          | 2 - 1.6 - 1.2   | 1/2 x 7             |
| <b>FDL1054</b>     | 1/2 - 1/3 - 1/4  | 115     | 3      |          | 8.4 - 6.4 - 5   | 1/2 x 6             |
| <b>D788</b>        | 1/2              | 208-230 | 1      |          | 3.9             | 1/2 x 6             |
| <b>FD1054</b>      | 1/2 - 1/3 - 1/4  | 208-230 | 3      |          | 3.8 - 2.8 - 2.1 | 1/2 x 6             |
| <b>FD1074</b>      | 3/4 - 1/2 - 1/3  | 230     | 3      |          | 5.3 - 3.8 - 2.9 | 1/2 x 6             |
| <b>DS Rotation</b> |                  |         |        |          |                 |                     |
| <b>RA1024</b>      | 1/5 - 1/8 - 1/10 | 115     | 3      |          | 2.8 - 2 - 1.6   | 8-1/2 x 1/2 x 8-1/2 |
| <b>D775</b>        | 1/5 - 1/6 - 1/8  | 208-230 | 3      |          | 1.1 - .8 - .7   | 8-1/2 x 1/2 x 8-1/2 |
| <b>661A</b>        | 1/4 - 1/5 - 1/6  | 115     | 3      |          | 3.8 - 2.8 - 2.1 | 8-1/2 x 1/2 x 8-1/2 |
| <b>D774</b>        | 1/4 - 1/5 - 1/6  | 208-230 | 3      |          | 1.9 - 1.2 - .9  | 8-1/2 x 1/2 x 8-1/2 |
| <b>RAL1034</b>     | 1/3 - 1/4 - 1/6  | 115     | 3      |          | 5.9 - 4.4 - 3.5 | 8-3/4 x 1/2 x 8-3/4 |
| <b>RA1034</b>      | 1/3 - 1/4 - 1/6  | 208-230 | 3      |          | 2.4 - 1.8 - 1.4 | 8-3/4 x 1/2 x 8-3/4 |
| <b>RAL1054</b>     | 1/2 - 1/3 - 1/4  | 115     | 3      |          | 9.4 - 6 - 4.5   | 7-1/2 x 1/2 x 7-1/2 |
| <b>RA1054</b>      | 1/2 - 1/3 - 1/4  | 208-230 | 3      |          | 3.8 - 2.8 - 2.1 | 8 x 1/2 x 8         |
| <b>RA1076</b>      | 3/4 - 1/2 - 1/3  | 208-230 | 3      |          | 5.3 - 3.8 - 3.2 | 7-1/2 x 1/2 x 7     |

## WINDOW AIR CONDITIONER MOTORS

### Ventilated



D366 & D367



D326

DS rotation. 3.3" diameter. 115 volts. 1550 RPM.

| Order No.   | Type | HP                 | Speeds | Amps            | Bearing | Shaft Dim. In.       |
|-------------|------|--------------------|--------|-----------------|---------|----------------------|
| <b>D366</b> | SP   | 1/14 - 1/25        | 2      | 2.5 - 1.5       | Sleeve  | 6-3/8 x 5/16 x 6-3/8 |
| <b>D367</b> | SP   | 1/12 - 1/20        | 3      | 3 - 2.1 - 1.7   | Sleeve  | 5-3/4 x 5/16 x 5-3/4 |
| <b>D326</b> | PSC  | 1/10 - 1/20 - 1/25 | 3      | 2.2 - 1.8 - 1.5 | Ball    | 5-1/2 x 5/16 x 3     |

# Ventilator, Unit Heater & Air Conditioner Motors



## VENTILATOR & UNIT HEATER MOTORS

### Ventilated



Sleeve bearings. 5.0" diameter. 115 volts.

| Order No. | Type | HP          | RPM  | Speeds | Amps      | Rotation | Shaft Dim. In. |
|-----------|------|-------------|------|--------|-----------|----------|----------------|
| D340*     | SP   | 1/40        | 1050 | 1      | 1.1       | CW       | 3/8 x 2-5/8    |
| D143      | SP   | 1/30 - 1/40 | 1050 | 2      | 1.5 - 1   | CCW      | 1/2 x 1-5/8    |
| D140      | SP   | 1/15        | 1050 | 1      | 2.7       | CW       | 3/8 x 2-3/8    |
| D142      | SP   | 1/15 - 1/25 | 1050 | 2      | 2.6 - 1.6 | CW       | 3/8 x 2-3/8    |
| D148      | SP   | 1/10        | 1050 | 1      | 3.6       | CW       | 3/8 x 3-1/2    |
| D144      | SP   | 1/10        | 1050 | 1      | 3.6       | CW       | 1/2 x 4-1/2    |
| D240      | SP   | 1/6         | 1050 | 1      | 6.2       | CW       | 1/2 x 3-1/2    |
| D242      | SP   | 1/20        | 1050 | 1      | 2         | CW       | 3/8 x 3        |
| D261      | PSC  | 1/8 - 1/15  | 1075 | 2      | 2.3 - 1.1 | REV      | 1/2 x 3        |
| D260      | PSC  | 1/6         | 1075 | 1      | 2.9       | CW       | 1/2 x 3        |

\* Totally enclosed.

## WINDOW AIR CONDITIONER MOTORS

### Permanent Split Capacito



Three speeds. DS rotation. Sleeve bearings. 5.6" diameter. 1075 RPM.

| Order No.               | HP                | Volts   | Amps            | Shaft Dim. In.      |
|-------------------------|-------------------|---------|-----------------|---------------------|
| <b>Ventilated</b>       |                   |         |                 |                     |
| RAL1006                 | 1/8 - 1/10 - 1/15 | 115     | 2.3 - 1.5 - 1.1 | 7-1/2 x 1.2 x 9     |
| RA1006                  | 1/8 - 1/10 - 1/12 | 208-230 | .9 - .6 - .5    | 7-1/2 x 1/2 x 9     |
| RAL1016                 | 1/6 - 1/8 - 1/10  | 115     | 2.7 - 2.1 - 1.7 | 7-1/2 x 1/2 x 9     |
| SA1016                  | 1/6 - 1/8 - 1/10  | 208-230 | 1.4 - .9 - .5   | 7-1/2 x 1/2 x 9     |
| RAL1026                 | 1/4 - 1/6 - 1/8   | 115     | 3.9 - 2.4 - 2.1 | 10 x 1/2 x 10       |
| SA1026                  | 1/4 - 1/6 - 1/8   | 208-230 | 2 - 1.4 - 1.2   | 7-1/2 x 1/2 x 8-1/2 |
| RAL1036                 | 1/3 - 1/4 - 1/6   | 115     | 6.9 - 4.8 - 3.8 | 8-1/2 x 1/2 x 8-1/2 |
| SA1036SV1               | 1/3 - 1/4 - 1/6   | 208-230 | 2.3 - 1.7 - 1.1 | 8-1/2 x 1/2 x 8-1/2 |
| 594A                    | 1/2 - 1/3 - 1/4   | 115     | 9.6 - 6 - 4.4   | 8 x 1/2 x 8         |
| SA1056                  | 1/2 - 1/3 - 1/4   | 208-230 | 4.3 - 3.1 - 2.3 | 8 x 1/2 x 8         |
| 9600A                   | 3/4 - 1/2 - 1/3   | 115     | 11.9 - 8.1 - 6  | 8 x 1/2 x 8         |
| RA1076                  | 3/4 - 1/2 - 1/3   | 208-230 | 5.7 - 4.1 - 3.1 | 8 x 1/2 x 8         |
| <b>Totally Enclosed</b> |                   |         |                 |                     |
| D766                    | 1/4 - 1/6 - 1/8   | 230     | 1.9 - 1.2 - .8  | 7-1/2 x 1/2 x 8-1/2 |

This information is provided "as is" without warranty of any kind by any person, including without limitation, the owner and the publisher.

Electrolux & Frigidaire

GE & Hotpoint

Whirlpool & Maytag

Cooking & Gas Products

Dishwasher, Disposer & Water Heater

Laundry

Refrigeration

Fittings, Venting & Installation

Electrical

Plumbing

Property Maintenance

Motors

HVAC/R

Chemicals

Charging, Recovery & Welding

Test Equip., Tools & Service Acc.

# Adapters, Mounting Kits, Conduit Boxes & End Shield Kits

## FASCO

### ADAPTER KITS



Enables 5" motors to replace 5-3/8" motors. Increases mounting diameter by 3/8" for belly-band mounting.

| Order No.     | Motor Dia. In. |
|---------------|----------------|
| <b>KIT538</b> | 5              |

### ADAPTER PLATES



| Order No.     | Desc.                                   | Motor Dia. In. |
|---------------|---|----------------|
| <b>KIT207</b> | Fasco rectangular mounting stud pattern | 5.0 & 5.6      |
| <b>KIT205</b> | Franklin Redmond                        | 4-1/8          |

## Packard

### CAP GUARDS

Capacitor



Weatherproofs capacitor connections by sliding onto capacitor. Fits oval caps 2 to 17-1/2 MFD (370V) and 2 to 12-1/2 MFD (440V). Includes sheet metal screws.

| Order No.     | Desc.     |
|---------------|-----------|
| <b>A60000</b> | Cap Guard |

## Packard

### CAPACITOR MOUNTING KITS



Features 2-1/8" x 1-1/4" brackets and 1-5/8" cover.

| Order No.     | Desc.                  |
|---------------|------------------------|
| <b>A60010</b> | Capacitor mounting kit |

### CAPACITOR MOUNTING KITS



| Order No.         | Desc.                       |
|-------------------|-----------------------------|
| <b>KIT6001</b>    | Rubber boot and bracket     |
| <b>RUBBERBOOT</b> | Rubber boot sold separately |

### CONDUIT BOXES



| Order No.     | Color | Motor Dia. In. |
|---------------|-------|----------------|
| <b>KIT142</b> | Black | 3.3            |
| <b>KIT144</b> | Gray  | 4.4, 5.0, 5.6  |

No. **KIT144**. Tie rod mountable.

## FASCO

### CONDUIT KITS



KIT100



KIT102

No. **KIT100**. For Greenfield type flexible conduit.

No. **KIT102**. For Allen Stevens type. Includes mounting screws.

| Order No.     | Conduit Size In. | Qty. Per Kit |
|---------------|------------------|--------------|
| <b>KIT100</b> | 5/16 and 3/8     | 2            |
| <b>KIT102</b> | 3/8              | 3            |

### COOLING FAN KITS



For use with draft booster motors. Rotation faces side opposite hub. 1-3/4" dia. 1/4" hub I.D.



| Order No.    | Rotation |
|--------------|----------|
| <b>FK100</b> | CW       |
| <b>FK101</b> | CCW      |

### END SHIELD KITS



KIT216

KIT225



KIT265

For use with 3.3" dia. motors.

| Order No.      | Desc.                          |
|----------------|--------------------------------|
| <b>KIT216*</b> | End plate for base mounting    |
| <b>KIT225</b>  | Triangular bracket w/ grommets |
| <b>KIT265</b>  | Mounting cup                   |


\* Use with KIT180 mounting rings.



# End Shield Kits & Fan Blades



## END SHIELD KITS



For use on shaft end of 48 frame motors.

| Order No.             | Desc.             | Sleeve Bearing In. |
|-----------------------|-------------------|--------------------|
| <b>Ventilated</b>     |                   |                    |
| <b>SHLD6301</b>       | Flat face         | 1/2                |
| <b>SHLD6303</b>       | Double oiling hub | 1/2                |
| <b>SHLD6311</b>       | Flat face         | 5/8                |
| <b>Non-Ventilated</b> |                   |                    |
| <b>SHLD6312</b>       | Flat face         | 5/8                |
| <b>SHLD6302</b>       | Double oiling hub | 1/2                |
| <b>SHLD6304</b>       | Flat face         | 1/2                |

## END SHIELD KITS



For use with 48 frame motors. Includes (5) open and (5) closed.

| Order No.     | Desc.           |
|---------------|-----------------|
| <b>KIT410</b> | End shield caps |

## FAN BLADES

### Shaded Pole



Designed for use in residential outdoor condenser-fan and heat-pump units (up to 3.5 tons). Permanent split capacitor; single speed; totally enclosed. Ball bearings. 208-230 volts. 5" diameter.

| Order No.        | Rotation | Fan Blades Hub Type | Bore Dia. In. | Fan Dia. In. |
|------------------|----------|---------------------|---------------|--------------|
| <b>K-FAN4032</b> | -        | "D" shaped          | 0.2178        | 4-5/8        |
| <b>K-FAN4031</b> | -        | Round bore          | 0.1811        | 4-5/8        |
| <b>K-FAN6009</b> | CW       | "D" shaped          | 0.2178        | 6-5/8        |
| <b>K-FAN6010</b> | CW       | Round bore          | 0.1811        | 4            |
| <b>K-FAN6012</b> | CW       | Round bore          | 0.1811        | 3-1/2        |
| <b>K-FAN6013</b> | CCW      | Round bore          | 0.1811        | 5-1/2        |
| <b>K-FAN6011</b> | CW       | Round bore          | 0.1811        | 4            |
| <b>K-FAN6046</b> | CCW      | Round bore          | 0.1811        | 5-1/2        |

| Accessories      |          |                     |
|------------------|----------|---------------------|
| Order No.        | Desc.    | Fits Shaft Dia. In. |
| <b>K-NUT</b>     | Push nut | 0.1811              |
| <b>K-NUT6002</b> | Push nut | 0.2178              |

Electrolux & Frigidaire

GE & Hotpoint

Whirlpool & Maytag

Cooking & Gas Products

Dishwasher, Disposer & Water Heater

Laundry

Refrigeration

Fittings, Venting & Installation

Electrical

Plumbing

Property Maintenance

Motors

HVAC/R

Chemicals

Charging, Recovery & Welding

Test Equip., Tools & Service Acc.

# Flanges & Mounting Brackets

## FASCO

### FLANGES



KIT280 & KIT282

KIT284

For use on blower models 50747-D600, 50748-D700, B23617, B23618, A073, or A081.

| Order No. | Meeting Hole Dia. In. |
|-----------|-----------------------|
| KIT280    | .281                  |
| KIT282    | .136                  |
| KIT284    | -                     |

## MA-LINE

MONTI AND ASSOCIATES, INC.

### MOUNTING BRACKETS

Motor



For use with direct drive blower motors. Includes grommets and eyelets.

| Order No. | Size In. |
|-----------|----------|
| MA-FM50   | 5        |
| MA-FM55   | 5.5      |

## FASCO

### FAS MOUNT BRACKET KITS



For direct-drive blower motors with flexible-bracket mounting. Includes grommets and eyelets. Bolt circle 9" and 10.18".

| Order No. | Motor Dia. In. |
|-----------|----------------|
| FM50      | 5.0            |
| FM55      | 5.5            |

## Packard

### MOTOR MOUNTING KITS

Flex Mount Bracket

| Order No. | Dia. In. |
|-----------|----------|
| TFM50     | 5        |
| TFM55     | 5-5/8    |



### MOTOR MOUNTING KITS

Flex Mount Brackets



| Order No. | Desc.                |
|-----------|----------------------|
| TFM554    | Torsion flex bracket |

### MOTOR MOUNTING KITS

Flex Mount Brackets



| Order No. | Dia. In.   | Replaces   |
|-----------|------------|------------|
| TFM556    | 5 or 5-1/2 | Mars 08049 |

## Supco

### MOTOR MOUNTING BRACKETS

For use with 5" and 5-1/2" motors.

| Order No. | Desc.         |
|-----------|---------------|
| MB55      | Motor bracket |



# Mounting Kits & Mounting Brackets

## FASCO

### BAND MOUNTING KITS



| Order No.     | Motor Dia. In.                                      | Lug Size | Bolt Circle Range  |
|---------------|---|----------|--------------------|
| <b>NO55L</b>  | 5.5   | Large    | 8-1/8 to 12-1/8    |
| <b>NO55S</b>  | 5.5   | Small    | 6-7/8 to 8-1/8     |
| <b>KIT34</b>  | 3.3   | Large    | 4-11/16 to 9-7/8   |
| <b>KIT50</b>  | 5.0   | Large    | 6-7/16 to 11-11/16 |
| <b>KIT49</b>  | 3 small lugs for Kit 55S                            |          |                    |
| <b>KIT150</b> | 4 grommets to fit lugs on Kits 34, 49, 50, 55L, 55S |          |                    |
| <b>NO50L</b>  | 4.4 & 5.0   | Large    | 6-1/2 to 11-8/16   |
| <b>NO33L</b>  | 3.3   | Large    | 4-1/2 to 10        |
| <b>KIT315</b> | 5.0   | Large    | 10-9/50            |
| <b>KIT317</b> | 5.6   | Large    | 10-9/50            |

### MOUNTING KITS



| Order No.     | Desc.                          | Motor Dia. In. |
|---------------|--------------------------------|----------------|
| <b>KIT200</b> | Mounting kit for base mounting | 4.4 & 5.6      |
| <b>KIT199</b> | Motor length adapter kit       | 5              |
| <b>KIT380</b> | Rheem mounting adapter plate   |                |
| <b>KIT214</b> | End plate for D401 motor       | 3.3            |
| <b>KIT218</b> | Aluminum stand-off bracket     | 3.3            |

## MA-LINE

MONTE AND ASSOCIATES, INC.

### MINI SPLIT BRACKETS



Includes (4) anchoring bolt screws, (4) anti-vibration pad leveling bubble. Not to exceed 450 lbs.

| Order No.      | Dimensions        |
|----------------|-------------------|
| <b>MA-SB35</b> | 18" x 33.5" x 24" |

### LUG MOUNTING BRACKETS

| Order No.      | Desc.                      |
|----------------|----------------------------|
| <b>MA80293</b> | For 5-1/2" diameter motors |



### MOTOR MOUNTING BRACKETS




For use with direct drive blower motors. Grommets and eyelets included

| Order No.        | Desc.                           |
|------------------|---------------------------------|
| <b>MA-FM554A</b> | 5-5/8" Torsion bracket & 4 legs |

## Packard

### MOTOR MOUNTING KITS

Flex Mount



Includes steel bracket with (3) welded legs, (3) steel sleeves and (3) sets of rubber grommets.

| Order No.     | Dia. In. |
|---------------|----------|
| <b>A60048</b> | 5-5/8    |

Electrolux & Frigidaire

GE & Hotpoint

Whirlpool & Maytag

Cooking & Gas Products

Dishwasher, Disposer & Water Heater

Laundry

Refrigeration

Fittings, Venting & Installation

Electrical

Plumbing

Property Maintenance

Motors

HVAC/R

Chemicals

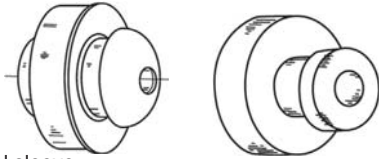
Charging, Recovery & Welding

Test Equip., Tools & Service Acc.

# Mounting Rings, Adapter Kits & Blowers

## FASCO

### MOUNTING GROMMETS



Includes steel sleeve.

| Order No.       | Desc.         |
|-----------------|---------------|
| <b>GROM6008</b> | For 3/4" slot |
| <b>GROM6000</b> | For 1/2" slot |

### RUBBER MOUNTING RINGS



For use with direct-drive blower motors and clamp-type supports. No. **KIT187**. For use with H33 in Nutone and Broan applications.

| Order No.                                    | Desc.                 |
|--|-----------------------|
| <b>For 5.6", 5.0" &amp; 4.4" Dia. Motors</b> |                       |
| <b>KIT184</b>                                | Henrite 2.50" OD      |
| <b>KIT183</b>                                | Henrite 2.25" OD      |
| <b>KIT186</b>                                | All Rubber 2.50" OD   |
| <b>For 3.3" Dia. Motors</b>                  |                       |
| <b>KIT180</b>                                | Henrite 1.80" OD      |
| <b>KIT187</b>                                | Rubber mounting rings |

### MOUNTING ADAPTER KITS & PARTS



| Order No.      | Desc.  |
|----------------|--|
| <b>H33</b>     | Mounting kit for 3.3" dia. Nu-tone units; includes (4) nuts and (2) hex-hub brackets |
| <b>KIT414</b>  | Adjustable casebolt mounting kit   |
| <b>MNT1518</b> | Coleman "Lord" mount; 1/4" x 8-32 stud; 1/4" x 8-32 hole; 1/2" x 1/2" bushing        |
| <b>KIT208</b>  | 3/8" x 8-32 x 3/8" studs; 1/2" x 1/2" bushing  |

## FASCO

### NEOPRENE GASKETS

For use with 3.3" dia. motors. Includes gasket and (4) grommets.

| Order No.         | Bolt Circle Dia. In. |
|-------------------|----------------------|
| <b>GASKET0167</b> | 2.84                 |

### RAIN SHIELDS



| Order No.       | Motor Shaft Dia. In. |
|-----------------|----------------------|
| <b>KIT170</b>   | 1/2                  |
| <b>RAIN6000</b> | 5/8                  |

### TIE RODS

Staked



8" length. No. **KIT220**. Includes one staked nut and one regular nut.

| Order No.     | Type     | Motor Dia. In. |
|---------------|----------|----------------|
| <b>KIT220</b> | 8-32 NC  | 5.6            |
| <b>KIT221</b> | 10-32 NC | 4.4            |

### WATER SLINGERS

| Order No.         | Dim. In. ID x OD |
|-------------------|------------------|
| <b>SLINGR6002</b> | 1/2 x 2          |



## Heating & Air Conditioning **Amana**

### DRAFT INDUCER BLOWERS



Single speed, shaded pole design with open enclosure and sleeve bearings. Clockwise rotation. 3.3" diameter. 208-240V. 60 Hz. 3000 RPM.

| Order No.    | HP   | Amps         |
|--------------|------|--------------|
| <b>82862</b> | 1/35 | 0.50 to 0.59 |



# Draft Inducer Blowers & Unit Bearing Motors



## DRAFT INDUCER BLOWERS



Single speed, shaded pole design with ball bearings and automatic overload. CWLE rotation. 115V. 60 Hz.

| Order No.                           | HP   | Amps | RPM  |
|-------------------------------------|------|------|------|
| <b>C-Frame – Open Enclosure</b>     |      |      |      |
| 48331                               | –    | 1.8  | 3200 |
| 66002                               | 3/4  | 1.9  | 3000 |
| 66005                               | –    | 1.6  | 3000 |
| <b>3.3 Frame – Totally Enclosed</b> |      |      |      |
| 82483                               | 1/50 | 1.0  | 3000 |

## ICP

## DRAFT INDUCER BLOWERS



Single speed, shaded pole design with automatic overload protection. 60 Hz.

| Order No.                         | HP   | Volts | Amps | RPM  | Rotation | Bearings |
|-----------------------------------|------|-------|------|------|----------|----------|
| <b>Totally Enclosed</b>           |      |       |      |      |          |          |
| 66338                             | 50*  | 115   | 2.40 | 3000 | CW       | Ball     |
| <b>3.3 Frame – Open Enclosure</b> |      |       |      |      |          |          |
| 66254                             | –    | 230   | 0.98 | 3000 | CWLE     | Ball     |
| 82672                             | 1/60 | 115   | 0.90 | 3300 | CCWLE    | Sleeve   |
| <b>C-Frame – Open Enclosure</b>   |      |       |      |      |          |          |
| 66833                             | 28*  | 115   | 1.60 | 3000 | CW       | Ball     |

\* Millihorsepower



## DRAFT INDUCER BLOWERS



Single speed, shaded pole design with ball bearing, open enclosure and automatic overload. CWLE rotation. 230V. 60 Hz.

| Order No. | HP   | Amps | RPM  |
|-----------|------|------|------|
| 80280     | 1/60 | 0.55 | 3000 |



## DRAFT INDUCER BLOWERS



Single speed, shaded pole design with ball bearings, open enclosure and automatic overload. 115V. 60 Hz.

| Order No. | Amps | RPM  | Rotation |
|-----------|------|------|----------|
| 66401     | 1.3  | 2800 | CWLE     |
| 82590     | 1.2  | 3000 | CCWLE    |



## UNIT BEARING MOTORS

### Solid State



10012



10035



10050



10002, 10005, 10006 & 10009

Drop-in replacement for 6 to 12 watt motors. Solid state commutated design with unit bearing construction. Rotation determined by viewing end opposite shaft. Includes Lyall plug.

| Order No.            | Watts | RPM  | Amps | Rotation | Shaft Dim. In. | Hz.   |
|----------------------|-------|------|------|----------|----------------|-------|
| <b>115 Volts</b>     |       |      |      |          |                |       |
| 10002                | 2     | 1550 | 0.22 | CW       | 1/4 Threaded   | 60    |
| 10005                | 5     | 1550 | 0.34 | CW       | 1/4 Threaded   | 60    |
| 10006                | 6     | 1550 | 0.36 | CW       | 1/4 Threaded   | 60    |
| 10009                | 9     | 1550 | 0.53 | CW       | 1/4 Threaded   | 60    |
| 10012                | 6-12  | 1550 | 0.30 | CW       | 1/4 Threaded   | 60    |
| 10020                | 16-25 | 1575 | 0.60 | CW       | 1/4 Threaded   | 60    |
| 10022                | 16-25 | 1575 | 0.60 | CCW      | 1/4 Threaded   | 60    |
| 10035                | 35/50 | 1550 | 0.90 | CW       | 1/4 Threaded   | 50/60 |
| 10040                | 35/50 | 1550 | 0.90 | CCW      | 1/4 Threaded   | 50/60 |
| 10050                | 35/50 | 1550 | 0.90 | CW       | 3/8 x 1-7/8    | 50/60 |
| <b>208-230 Volts</b> |       |      |      |          |                |       |
| 20020                | 16-25 | 1575 | 0.30 | CW       | 1/4 Threaded   | 60    |
| 20022                | 16-25 | 1575 | 0.30 | CCW      | 1/4 Threaded   | 60    |
| 10036                | 35/50 | 1550 | 0.45 | CW       | 1/4 Threaded   | 50/60 |
| 10052                | 35/50 | 1550 | 0.45 | CW       | 3/8 x 1-7/8    | 50/60 |

Electrolux & Frigidaire

GE & Hotpoint

Whirlpool & Maytag

Cooking & Gas Products

Dishwasher, Disposer & Water Heater

Laundry

Refrigeration

Fittings, Venting & Installation

Electrical

Plumbing

Property Maintenance

Motors

HVAC/R

Chemicals

Charging, Recovery & Welding

Test Equip., Tools & Service Acc.



# Blower Motors



## BLOWER MOTORS

Direct Drive



Features shaded pole, sleeve bearings, open enclosure and automatic overload. 42 Frame. 5" diameter. CWSE rotation. 60 Hz. 1050 RPM. No. 40318. Replaces Trane MOT-6139.

| Order No.                   | HP  | Volts   | Amps | No. Speeds | Shaft Dim. In. |
|-----------------------------|-----|---------|------|------------|----------------|
| <b>Belly Band Mount</b>     |     |         |      |            |                |
| 40318                       | 1/6 | 208-230 | 3.10 | 2          | 1/2 x 3-1/2    |
| <b>Resilient Ring Mount</b> |     |         |      |            |                |
| 40166                       | 1/6 | 115     | 6.6  | 2          | 1/2 x 4-1/2    |
| 40849                       | 1/6 | 115     | 5.5  | 1          | 1/2 x 3-3/4    |
| 40850                       | 1/5 | 115     | 6.5  | 1          | 1/2 x 5-1/2    |
| 40851                       | 1/5 | 115     | 6.3  | 2          | 1/2 x 4-1/4    |
| 40852                       | 1/5 | 115     | 7.3  | 3          | 1/2 x 5        |
| 40853                       | 1/5 | 208-230 | 3.2  | 3          | 1/2 x 5-1/2    |

## BLOWER MOTORS

Direct Drive



For use with blowers in furnaces and air conditioners. Three speed, permanent split capacitor design with sleeve bearings, open enclosure, extended thru bolts and automatic overload. Reversible rotation. 48 Frame. 5-5/8" diameter. Includes 2-1/2" mounting ring. Single phase. 60 Hz. 1075 RPM.

| Order No.       | HP            | Amps | Shaft Dim. In. | Replaces |
|-----------------|---------------|------|----------------|----------|
| <b>115V</b>     |               |      |                |          |
| 43583           | 1/4, 1/6, 1/8 | 4.4  | 1/2 x 4        | GE 3583  |
| 43585           | 1/3, 1/4, 1/6 | 6.3  | 1/2 x 4        | GE 3585  |
| 43587           | 1/2, 1/3, 1/4 | 7.5  | 1/2 x 4        | GE 3587  |
| 43589           | 3/4, 1/2, 1/3 | 9.2  | 1/2 x 6        | GE 3589  |
| <b>208-230V</b> |               |      |                |          |
| 43584           | 1/4, 1/6, 1/8 | 1.7  | 1/2 x 4        | GE 3584  |
| 43586           | 1/3, 1/4, 1/6 | 2.3  | 1/2 x 4        | GE 3586  |
| 43588           | 1/2, 1/3, 1/4 | 3.4  | 1/2 x 4        | GE 3588  |
| 43590           | 3/4, 1/2, 1/3 | 4.6  | 1/2 x 6        | GE 3590  |

## BLOWER MOTORS

Direct Drive



Features 4-speed, permanent split capacitor, open enclosure design, sleeve bearings, copper windings, continuous air over operation and automatic overload. Reversible rotation. 5-5/8" diameter. 48 Frame. Shaft measures 1/2" x 6". Single phase. 60 Hz. 1075 RPM.

| Order No. | HP  | Volts   | Amps       | Replaces |
|-----------|-----|---------|------------|----------|
| 43783     | 1/4 | 115     | 3.6        | GE 3783  |
| 43784     | 1/4 | 208-230 | 1.8 to 2.0 | GE 3784  |
| 43785     | 1/3 | 115     | 4.8        | GE 3785  |
| 43786     | 1/3 | 208-230 | 2.3 to 2.6 | GE 3786  |
| 43787     | 1/2 | 115     | 8.0        | GE 3787  |
| 43788     | 1/2 | 208-230 | 3.3 to 4.0 | GE 3788  |

## BLOWER MOTORS

Direct Drive – Multi-Horsepower



Features 4-speed, permanent split capacitor, open enclosure design, ball bearings, class B insulation, continuous air over operation and automatic overload. Reversible rotation. 48 Frame. Mounts with rings, thru bolts or holes in shell. Single phase. 60 Hz. 1075 RPM.

| Order No. | HP                      | Volts   | Replaces                        |
|-----------|-------------------------|---------|---------------------------------|
| 45460     | 1/2, 1/3, 1/4, 1/5, 1/6 | 115     | Emerson 5460, Rheem 51-23012-41 |
| 45461     | 1/2, 1/3, 1/4, 1/5, 1/6 | 208-230 | Emerson 5461, Rheem 51-23022-41 |
| 45470     | 3/4, 1/2, 1/3, 1/4, 1/5 | 115     | Emerson 5470, Rheem 51-23017-41 |
| 45471     | 3/4, 1/2, 1/3, 1/4, 1/5 | 208-230 | Emerson 5471, Rheem 51-21898-01 |

# Condenser Fan Motors & Motor Kits



## CONDENSER FAN MOTORS



Features single speed, permanent split capacitor, with totally enclosed design and automatic overload. Reversible rotation. 5-5/8" diameter. 48 Frame. Single phase. 208-230V. 60 Hz.

| Order No.              | HP  | Amps | RPM  | Shaft Dim. In. |
|------------------------|-----|------|------|----------------|
| <b>Ball Bearings</b>   |     |      |      |                |
| <b>80825</b>           | 1/8 | 1.0  | 825  | 1/2 x 6-1/2    |
| <b>60825</b>           | 1/6 | 1.2  | 825  | 1/2 x 6-1/2    |
| <b>40825</b>           | 1/4 | 1.9  | 825  | 1/2 x 6-1/2    |
| <b>43732</b>           | 1/4 | 1.8  | 1075 | 1/2 x 6-1/2    |
| <b>30825</b>           | 1/3 | 2.1  | 825  | 1/2 x 6-1/2    |
| <b>43733</b>           | 1/3 | 2.8  | 1075 | 1/2 x 6-1/2    |
| <b>43734</b>           | 1/2 | 3.5  | 1075 | 1/2 x 6-1/2    |
| <b>43735</b>           | 3/4 | 5.1  | 1075 | 1/2 x 6-1/2    |
| <b>Sleeve Bearings</b> |     |      |      |                |
| <b>43727B</b>          | 1/6 | 1.3  | 1075 | 1/2 x 6        |
| <b>43732</b>           | 1/4 | 1.8  | 1075 | 1/2 x 6-1/2    |
| <b>43733</b>           | 1/3 | 2.8  | 1075 | 1/2 x 6-1/2    |
| <b>43734</b>           | 1/2 | 3.5  | 1075 | 1/2 x 6-1/2    |
| <b>43735</b>           | 3/4 | 5.1  | 1075 | 1/2 x 6-1/2    |

**Not all the products we carry are listed in this catalog. If you don't see what you're looking for, please contact your local branch for assistance.**

## CONDENSER FAN MOTORS

Multi-Horsepower



Features single speed, permanent split capacitor, totally enclosed design, sleeve bearings, copper windings and automatic overload. Reversible rotation. 5-5/8" diameter. 48 Frame. Shaft measures 1/2" x 6-13/16". Single phase. 208-230V. 60 Hz. 1.7 Amps.

| Order No.     | HP                 | RPM  | Replaces   |
|---------------|--------------------|------|--|
| <b>45488B</b> | 1/4, 1/5, 1/6, 1/8 | 825  | Emerson 5464, GE 03469, Rheem 51-20760-11, 51-21276-01, 51-23054-13 & 51-23055-12, Trane MOT11099, MOT12688 & MOT13183 & Wagner WG840469 |
| <b>45458B</b> | 1/3, 1/4, 1/5, 1/6 | 1075 | Emerson 5458, 5462 & K55DHXTDD -8385, GE 03458 & 03465, Rheem 51-20354-11, 51-20668-11, 51-23053-11 & 51-23055-11                        |

## DRAFT INDUCER MOTOR KITS



Single speed, shaded pole design with sleeve bearings, open enclosure and automatic overload. C Frame. Shaft measures 1/4" x 1-1/2". CW Rotation. Includes motor, (3) fans with (10) blades each (3", 3-1/2" and 4" diameters) and 1/4" dia. bore. 208-230V. 60 Hz. Replaces Rheem 51-21964-11.

| Order No.     | Stack Size In. | Amps | RPM  |
|---------------|----------------|------|------|
| <b>21964K</b> | 3/4            | 0.25 | 3000 |

Electrolux & Frigidaire

GE & Hotpoint

Whirlpool & Maytag

Cooking & Gas Products

Dishwasher, Disposer & Water Heater

Laundry

Refrigeration

Fittings, Venting & Installation

Electrical

Plumbing

Property Maintenance

**Motors**

HVAC/R

Chemicals

Charging, Recovery & Welding

Test Equip., Tools & Service Acc.

# Draft Inducer, Fan & Blower Motors



## DRAFT INDUCER MOTORS

### C Frame

For use in stud mounting applications. Single speed, shaded pole design with sleeve bearings. Rotation determined by viewing shaft end. 60Hz. 3000 RPM.



| Order No. | Stack Size In. | Volts | Amps      | Rotation | Shaft Dim. In. | Replaces  |
|-----------|----------------|-------|-----------|----------|----------------|---|
| 65100     | 1/2            | 120   | 0.60      | CCW      | 7/32 x 1-3/4   | Gemline EM550, Nutone C65878, Robertshaw VFM100, Supco SM-550 |
| 65112     | 1/2            | 120   | 0.76      | CCW      | 7/32 x 1-3/4   | -   |
| 82423K    | 1/2            | 120   | 0.70      | CW       | 7/32 x 1-1/2   | Nutone 89423-000  |
| 65514     | 5/8            | 120   | 0.44      | CW       | 3/16 x 3/4     | Delfield 1175-10-4439   |
| 65691     | 5/8            | 120   | 0.64      | CW       | 7/32 x 1-3/8   | Bohn 5007S, 5018S & 5036F, Gemline EM691, UPPCO 85            |
| 65692     | 5/8            | 240   | 0.32      | CW       | 3/16 x 1-1/4   | Bohn 5007T, 5018T & 5036G, Gemline EM692, UPPCO 86            |
| 65709     | 5/8            | 120   | 0.80      | CCW      | 7/32 x 2-3/8   | Nutone C53709   |
| 67154     | 3/4            | 120   | 0.70      | CCW      | 1/4 x 5/8      | Russell Coil 102249-005                                       |
| 65894K    | 3/4            | 120   | 0.90      | CW       | 7/32 x 2-3/8   | Nutone 82229 & K5894  |
| 65101     | 7/8            | 120   | 1.20-0.60 | CW       | 7/32 x 1-7/16  | Gemline EM551, Nutone C52367, Robertshaw VFM101, Supco SM-551 |
| 65272     | 1              | 120   | 1.10      | CCW      | 7/32 x 1-1/2   | Nutone C23272   |

## FAN & BLOWER MOTORS



### Belt Drive

For use in centrifugal pumps and belt drive furnace blowers and fans. Single speed, split phase design with sleeve bearings, continuous duty operation, class B insulation, open dripproof enclosure and automatic overload. Reversible rotation. Resilient base includes mounting holes to fit 48 and 56 frames. 5-5/8" diameter. Shaft measures 1/2" x 1-7/8". Single phase. 115V. 60 Hz. 1725 RPM.

### Order

| No.   | HP  | Amps | Replaces  |
|-------|-----|------|---|
| 45014 | 1/4 | 4.8  | Emerson 8000, GE 4701, Mars 04701, Marathon B206, Rotom BF4701 & T5-R840  |
| 45013 | 1/3 | 6.6  | Emerson 8100, GE 47016, Mars 04706, Marathon B207, Rotom BF4706 & T5-R841 |
| 45012 | 1/2 | 8.3  | Emerson 8200, GE 4708, Mars 04708, Marathon B208, Rotom BF4708 & T5-R1542 |

## MOTORS



For Loren Cook's Gemini motors. Features permanently lubricated sealed sleeve bearings, open enclosure and automatic overload. CW rotation. Includes plug. 115V. 60 Hz.

Permanent Split Capacitor. Includes cap.

| Order No.                        | HP    | Amps | RPM  | No. Speeds | Shaft Dim. In. | Replaces   |
|----------------------------------|-------|------|------|------------|----------------|--|
| <b>Shaded Pole</b>               |       |      |      |            |                |  |
| 90220                            | 1/114 | 0.75 | 1500 | 2          | 3/8 x 2-3/4    | Gemini Loren Cook 220/240, McMillan A0410B2562 & A0410B3808  |
| 90320                            | 1/16  | 2.20 | 1550 | 2          | 3/8 x 2-1/2    | Gemini Loren Cook 320/340, McMillan A0416B2563 & A0416B3809  |
| 90420                            | 1/23  | 1.50 | 1500 | 1          | 3/8 x 2-3/4    | Gemini Loren Cook 420, McMillan A0416B2849 & A0416B3810      |
| 90620                            | 1/11  | 4.60 | 1500 | 2          | 1/2 x 6-1/4    | Gemini Loren Cook 620/640, McMillan A0416B2568, & A0416B3807 |
| <b>Permanent Split Capacitor</b> |       |      |      |            |                |  |
| 90520                            | 1/16  | 1.50 | 1200 | 1          | 3/8 x 2-1/4    | Gemini Loren Cook 520, McMillan A0812B2565 & A0812B3806      |
| 90720                            | 1/4   | 3.90 | 1625 | 2          | 1/2 x 6-1/4    | Gemini Loren Cook 720/740, McMillan A0816B2566               |

# Motors



## MOTORS

Trifecta™



For replacement of Heatcraft motors. Three speed, permanent split capacitor design with open enclosure, copper windings and ball bearings. Reversible rotation. 3.3" diameter. Shaft measures 5/16" x 2-5/8". Includes reversing plug. Stud mount. Single phase. 115/208-203V. 50/60 Hz. UL and CSA approved. Replaces GE 5KSM59ES2001, 5KSM59JS5036S, 5KSM59JSK1435 & 5KSM59LS2262AS and Heatcraft 25309101.

| Order No. | HP   | Amps       | RPM        |
|-----------|------|------------|------------|
| 49101     | 1/12 | 1550, 1400 | 1.10, 0.60 |

## MOTORS



Shaded pole, totally enclosed, design with ball bearings, leads on shaft ends and automatic overload. 11 Frame. 3.3" diameter. Shaft measures 5/16" x 1-5/8". Stud mounting. Rotation determined by viewing shaft end. Single phase. 115/230V. 60 Hz. 1/15 HP. 2.1 to 1.1 Amps. 1550 RPM.

| Order No. | Rotation | Replaces       |
|-----------|----------|----------------|
| 81671     | CCW      | GE 1332 & 1331 |
| 81672     | CW       | GE 1341 & 1342 |

**Phone or FAX  
your order today!!**

## MOTORS



Single speed, shaded pole design with all angle unit sleeve bearings, open enclosure and automatic overload. 4" diameter. Single phase. 60 Hz. 1550 RPM.

| Order No. | HP     | Volts   | Amps | Shaft Dim. In. | Replaces            |
|-----------|--------|---------|------|----------------|---------------------|
| 61432     | 35 MHP | 208-230 | 0.87 | 5/16 x 1-1/4   | GE 1432, Mars 01432 |
| 61331     | 1/20   | 115     | 2.20 | 5/16 x 2       | GE 1331, Mars 01331 |
| 61332     | 1/20   | 208-230 | 1.10 | 5/16 x 2       | GE 1332             |

## MOTORS



40265



40250

For replacing Copeland motors. Single speed, permanent split capacitor with copper windings, sleeve bearings, open air enclosure and automatic overload. Single phase. 50/60 Hz.

| Order No.                                    | HP  | Volts   | Amps | RPM  | Shaft Dim. In. | Replaces             |
|--|-----|---------|------|------|----------------|----------------------|
| <b>Reversible Rotation – Stud Mount</b>      |     |         |      |      |                |                      |
| 40265  | 1/6 | 208-230 | 1.1  | 1550 | 1/2 x 3        | Copeland 050-0265-00 |
| <b>CCWSE Rotation – Resilient Base Mount</b> |     |         |      |      |                |                      |
| 40251  | 1/6 | 230     | 1.1  | 1625 | 1/2 x 3-7/8    | Copeland 998-0251-00 |
| 40250  | 1/4 | 230     | 1.5  | 1625 | 1/2 x 3-7/8    | Copeland 950-0250-00 |

Electrolux & Frigidaire

GE & Hotpoint

Whirlpool & Maytag

Cooking & Gas Products

Dishwasher, Disposer & Water Heater

Laundry

Refrigeration

Fittings, Venting & Installation

Electrical

Plumbing

Property Maintenance

Motors

HVAC/R

Chemicals

Charging, Recovery & Welding

Test Equip., Tools & Service Acc.

# Motors



## MOTORS



69316 & 69317

90318

For Broan, Lamanco and Greenheck replacements. Features open enclosure and automatic overload. 42 Frame. Single phase. 115V. 60 Hz.

| Order No.  | HP   | Amps | RPM              | No. Speeds | Rotation | Shaft Dim. In. | Replaces  |
|--|------|------|------------------|------------|----------|----------------|---|
| <b>Shaded Pole – Sleeve Bearings</b>             |      |      |                  |            |          |                |   |
| 69316  | –    | 3.4  | 1100             | 1          | CWSE     | 1/2 x 3-7/8    | Broan 97009316  |
| 69317  | –    | 4.3  | 1100             | 1          | CWSE     | 1/2 x 3-7/8    | Broan 97009317 & 99080267                                   |
| 70059  | 1/10 | 3.4  | 1100             | 1          | CWSE     | 1/2 x 1-5/8    | Lomanco AO510B2497, AO416B2059 & AO510B2389                 |
| <b>Permanent Split Capacitor – Ball Bearings</b> |      |      |                  |            |          |                |   |
| 90318  | 1/8  | 2.6  | 1550, 1300, 1050 | 3          | CCWSE    | 1/2 x 2-3/4    | Greenheck 308318, McMillan Electric A0820B3680 & A0820B3859 |

## MOTORS



45008S

41125

41101

For Bohn and Larkin motor replacement. Single speed design with sleeve bearings, open enclosure and automatic overload. Includes Lyall plug and cord. Stud mounting. Single phase. 60 Hz. 1550 RPM.

| Order No.                        | HP   | Volts   | Amps | Rotation | Shaft Dim. In. | Replaces   |
|----------------------------------|------|---------|------|----------|----------------|--|
| <b>Shaded Pole</b>               |      |         |      |          |                |  |
| 41124                            | 1/15 | 115     | 2.10 | CWSE     | 5/16 x 3       | Bohn 5008S   |
| 41126                            | 1/15 | 208-230 | 1.10 | CWSE     | 5/16 x 3       | Bohn 5008T & 5034L                                   |
| 45008S                           | 1/15 | 115     | 1.80 | CWSE     | 5/16 x 3       | Bohn 5008S, 5034LS & 5KSM59JSK143S                   |
| 45008T                           | 1/15 | 208-230 | 1.20 | CWSE     | 5/16 x 3       | Bohn 5008T, 5034MS & 5KSM59LS2262AS, Heatcraft 5008T |
| 41101                            | 1/20 | 115     | 1.90 | CCWSE    | 5/16 x 2-1/4   | Larkin 253-1194                                      |
| 41103                            | 1/20 | 208-203 | 0.93 | CCWSE    | 5/16 x 2-1/4   | Larkin 253-1195                                      |
| 41194                            | 1/20 | 115     | 1.90 | CCWSE    | 5/16 x 2-3/8   | Heatcraft 2541194, Larkin 2541194                    |
| 41195                            | 1/20 | 208-230 | 0.89 | CCWSE    | 5/16 x 2-3/8   | Heatcraft 2541195, Larkin 2541195                    |
| <b>Permanent Split Capacitor</b> |      |         |      |          |                |  |
| 41125                            | 1/12 | 208-230 | 0.50 | CCWSE    | 5/16 x 2-5/8   | Bohn 25305101 & 7071061                              |



# Motors



## MOTORS



Shaded pole design with sleeve bearings and automatic overload. Stud mount. Rotation determined by viewing shaft end. 3.3" diameter. Single phase. 60 Hz.

| Order No.               | HP         | Volts | Amps       | RPM  | Rotation | Shaft Dia. In. | Replaces                   |
|-------------------------|------------|-------|------------|------|----------|----------------|----------------------------|
| <b>Totally Enclosed</b> |            |       |            |      |          |                |                            |
| 40122                   | 1/80       | 115   | 0.70       | 1550 | CW       | 1/4 x 2-1/4    | -                          |
| 40123                   | 1/80       | 115   | 0.70       | 1550 | CCW      | 1/4 x 2-1/4    | -                          |
| 40124                   | 1/50       | 115   | 0.88       | 1500 | CW       | 1/4 x 2-1/4    | -                          |
| 40125                   | 1/50       | 115   | 0.80       | 1550 | CCW      | 1/4 x 2-1/4    | -                          |
| 82512                   | 1/100      | 115   | 0.70       | 1550 | CCW      | 1/4 x 1-1/8    | Nutone 26750 & 26761       |
| 82513                   | 1/100      | 115   | 0.70       | 1550 | CCW      | 1/4 x 1-1/4    | Nutone 23388 & 23405       |
| 82514                   | 1/100      | 115   | 0.70       | 1550 | CW       | 1/4 x 1-1/8    | -                          |
| 82635                   | 1/91       | 115   | 0.45       | 1550 | CCW      | 5/16 x 2-5/8   | Nutone 54123 & 54257       |
| 82637                   | 1/75       | 115   | 0.63       | 1550 | CCW      | 1/4 x 1-1/8    | Nutone 53581               |
| 82694K                  | 1/70       | 115   | 1.04       | 3000 | CCW      | 1/4 x 1        | Emerson 2694               |
| 82733                   | 1/50, 1/80 | 115   | 1.00, 0.60 | 1500 | CW       | 1/4 x 1-1/4    | Nutone C26733              |
| <b>Open Enclosure</b>   |            |       |            |      |          |                |                            |
| 40120                   | 1/70       | 115   | 0.70       | 1550 | CW       | 1/4 x 2-1/4    | Emerson 9621               |
| 40121                   | 1/70       | 115   | 0.70       | 1550 | CCW      | 1/4 x 2-1/4    | Trane MOT-6225             |
| 40126                   | 1/40       | 115   | 1.10       | 1550 | CW       | 5/16 x 2-1/2   | -                          |
| 40127                   | 1/40       | 115   | 1.10       | 1550 | CCW      | 5/16 x 2-1/2   | Trane MOT-6227             |
| 40030                   | 1/25       | 115   | 1.70       | 1550 | CW       | 5/16 x 2-1/2   | -                          |
| 40031                   | 1/25       | 115   | 1.70       | 1550 | CCW      | 5/16 x 2-1/2   | -                          |
| 40188                   | 1/20       | 230   | 0.85       | 1550 | CW       | 5/16 x 2-1/2   | Emerson 9648               |
| 40189                   | 1/20       | 230   | 0.85       | 1550 | CCW      | 5/16 x 2-5/8   | Emerson 9647               |
| 40132                   | 1/20       | 115   | 1.80       | 1550 | CW       | 5/16 x 2-1/4   | -                          |
| 40133                   | 1/20       | 115   | 1.80       | 1550 | CCW      | 5/16 x 2-1/4   | Emerson 1548 & 9631        |
| 80600                   | 1/80       | 115   | 0.65       | 3000 | CW       | 1/4 x 2-1/8    | Emerson 9613, Nutone 16553 |
| 82510                   | 1/70       | 115   | 0.85       | 1320 | CW       | 1/4 x 1-1/8    | Nutone C65073              |
| 82621*                  | 1/10       | 115   | 3.15       | 1550 | CCW      | 5/16 x 1-1/2   | Nutone 67176 & 32997       |

\* Ball bearings.

Electrolux & Frigidaire

GE & Hotpoint

Whirlpool & Maytag

Cooking & Gas Products

Dishwasher, Disposer & Water Heater

Laundry

Refrigeration

Fittings, Venting & Installation

Electrical

Plumbing

Property Maintenance

Motors

HVAC/R

Chemicals

Charging, Recovery & Welding

Test Equip., Tools & Service Acc.

# Fractional Horsepower Motors



## FRACTIONAL HORSEPOWER MOTORS

### Shaded Pole



Features single phase and automatic overload with sleeve bearings, open enclosure and double shaft. 1.00 service factor with (5) speeds. 5" diameter, 42 frame and 60Hz frequency. Includes mounting base.

| Order No. | HP   | Volts | Amps | Rotation     | RPM  | Shaft Dia. In. | Shaft Dim. In.      | Lgth. Less Shaft In. | Replaces                 |
|-----------|------|-------|------|--------------|------|----------------|---------------------|----------------------|--------------------------|
| 40089     | 1/10 | 115   | 3.50 | Double shaft | 1050 | 1/2            | 10.69 x 1/2 x 10.69 | 3-5/8                | Fasco D289 & Magnetek 89 |

## FRACTIONAL HORSEPOWER MOTORS

### Shaded Pole



Features vent fan design, automatic overload and sleeve bearings with open enclosure and single speed. 3.3 frame. CCWSE rotation. 3.3" diameter. Includes stud mounting and two-prong plug.

| Order No. | HP   | Volts | Amps | RPM  | Shaft Lgth. In. | Shaft Dia. In. | Shaft Dim. In. | Lgth Less Shaft In. | Hz | Replaces  |
|-----------|------|-------|------|------|-----------------|----------------|----------------|---------------------|----|---|
| 40933     | 1/50 | 120   | 1.20 | 1550 | 1               | 1/4            | 1/4 x 1        | 1-7/8               | 60 | Nutone 86933, Nutone 86933-000 & Universal JA2B104N |

## FRACTIONAL HORSEPOWER MOTORS

### Shaded Pole



Features single phase and automatic overload with sleeve bearings, open enclosure, and 1.00 service factor. CW rotation. Mechanically reversible design with single shaft, single speed, 3.3" diameter and 3.3 frame. Includes stud mounting.

| Order No. | HP   | Volts      | Amps | RPM  | Shaft Lgth. In. | Shaft Dia. In. | Shaft Dim. In. | Lgth Less Shaft In. | Hz | Replaces   |
|-----------|------|------------|------|------|-----------------|----------------|----------------|---------------------|----|------------|
| 44107     | 1/20 | 208 to 230 | 1.10 | 1550 | 2 1/2           | 5/16           | 5/16 x 2 1/2   | 3-1/8               | 60 | RMR RR4107 |

# Fractional Horsepower Motors



## FRACTIONAL HORSEPOWER MOTORS

PSC



Features automatic overload and ball bearings with open enclosure and single speed. 42 frame. 5.0" diameter. Includes resilient base mounting.

| Order No. | HP  | Volts      | Amps | Capacitor     | RPM  | Shaft Lgth. In. | Shaft Dia. In. | Shaft Dim. In. | Hz | Replaces            |
|-----------|-----|------------|------|---------------|------|-----------------|----------------|----------------|----|---------------------|
| 82201     | 1/4 | 208 to 230 | 1.21 | POC5 required | 1145 | 7-1/2           | 1/2            | 1/2 x 7-1/2    | 60 | First Company M201B |

## FRACTIONAL HORSEPOWER MOTORS

PSC



Features continuous air over and sleeve bearings with open enclosure, automatic overload, single phase, double shaft and single speed. CCWLE rotation. 48 frame. 5-5/8" diameter. Includes 2-1/4" mounting rings.

| Order No. | HP  | Volts      | Amps | RPM   | Shaft Dim. In.      | Lgth. Less Shaft In. | Replaces          |
|-----------|-----|------------|------|-------|---------------------|----------------------|-------------------|
| 82210     | 1/3 | 208 to 230 | 1.80 | 16.25 | 5-5/8 x 1/2 x 5-3/4 | 4-5/16               | Carrier HC41FB666 |

## FRACTIONAL HORSEPOWER MOTORS

Shaded Pole



Features single phase and automatic overload with sleeve bearings, open enclosure and 1.00 service factor. CWLE rotation. Double-shaft design with 3.3" diameter and 3.3 frame. Includes resilient hubs for mounting.

| Order No. | HP   | Volts | Amps | RPM  | Shaft Lgth. In. | Shaft Dia. In. | Shaft Dim. In.   | Lgth. Less Shaft In. | Hz | Replaces   |
|-----------|------|-------|------|------|-----------------|----------------|------------------|----------------------|----|--|
| 82324     | 1/25 | 115   | 2.10 | 1550 | 3 x 1-7/8       | 5/16           | 3 x 5/16 x 1-7/8 | 3.00                 | 60 | Fasco D1165, Magnetek 324, Thermador 1501 & Trade Wind 19-09-215 |

Electrolux & Frigidaire

GE & Hotpoint

Whirlpool & Maytag

Cooking & Gas Products

Dishwasher, Disposer & Water Heater

Laundry

Refrigeration

Fittings, Venting & Installation

Electrical

Plumbing

Property Maintenance

Motors

HVAC/R

Chemicals

Charging, Recovery & Welding

Test Equip., Tools & Service Acc.

# Fractional & Refrigeration Motors



## FRACTIONAL HORSEPOWER MOTORS

### Shaded Pole



Features single phase and automatic overload with sleeve bearings, total enclosure, and 1.00 service factor. CCW rotation. Single shaft and single speed with 3.3" diameter and 3.3 frame. Rotation determined by viewing end opposite shaft. Includes stud mounting.

| Order No.    | HP   | Volts | Amps | RPM  | Shaft Dia. In. | Shaft Dim. In. | Lgth. Less Shaft In. | Hz | Replaces                                 |
|--------------|------|-------|------|------|----------------|----------------|----------------------|----|--|
| <b>82500</b> | 1/70 | 115   | 1.04 | 3000 | 1/4            | 1/4 x 1        | 2-3/8                | 60 | Emerson 2694 (motor only) & Magnetek 616 |

## MOTOR ASSEMBLIES



For use in mounting plate applications. Single speed, shaded pole design with sleeve bearings, open enclosure and automatic overload. Includes motor, mounting bracket and blower wheel. Single phase. 60 Hz.

| Order No.    | HP    | Volts | Amps | RPM  | Rotation | Shaft Dim. In. | Replaces                |
|--------------|-------|-------|------|------|----------|----------------|-------------------------|
| <b>40695</b> | 1/100 | 120   | 0.60 | 1180 | CWSE     | 1/4 x 1-1/8    | Nutone 0695B000         |
| <b>40696</b> | 1/45  | 115   | 0.70 | 1400 | CCWLE    | 1/4 x 1        | Nutone 0696B000 & 86322 |

## REFRIGERATION MOTORS

For use in reach-in coolers, beverage merchandisers and vending machines. Single speed, electronically commutated, totally enclosed design with ball bearings and class B insulation. 3.3" diameter. CCWSE rotation. Resists moisture and humidity. Includes 2-prong Lyaal plug. 120V. 60 Hz. 1800 RPM. UL approved.



### Refrigeration Motors

| Order No.         | Watts | Amps |
|-------------------|-------|------|
| <b>ECR92PJA12</b> | 5-16  | 0.34 |

### Fan Kits

Includes motor, mounting shroud and 8", 15° fan blade.

| Order No.        | Fits            | Replaces                                  |
|------------------|-----------------|---|
| <b>ECR92950</b>  | 900 & 950 RPM   | GE FAN PACK 5SME58AAF1430 900 & 950 RPM   |
| <b>ECR921200</b> | 1100 & 1200 RPM | GE FAN PACK 5SME58AAF1430 1100 & 1200 RPM |
| <b>ECR921400</b> | 1300 & 1400 RPM | GE FAN PACK 5SME58AAF1430 1300 & 1400 RPM |

## REFRIGERATION MOTORS

### Arctic 59



For use in walk-in coolers and freezers. Single speed, electronically commutated, totally enclosed design with ball bearings, water slinger, automatic overload and front or rear thru-bolt mounting. Rotation determined by viewing end opposite shaft. 3.3" diameter. Shaft measures 5/16" x 4-1/8". Single phase. 50/60 Hz. 1/15 HP. 1550 RPM.

| Order No.    | Volts   | Rotation | Replaces        |
|--------------|---------|----------|-----------------|
| <b>35100</b> | 115     | CW       | Larkin 253-1194 |
| <b>35101</b> | 115     | CCW      | Bohn 5008S      |
| <b>35200</b> | 208-230 | CW       | Larkin 253-1195 |
| <b>35201</b> | 208-230 | CCW      | Bohn 5008T      |

# Unit Bearing Motors



## UNIT BEARING MOTORS



| Order No.        | Watts | Volts | Hz.   | Amps | RPM  | Rotation | Shaft Dim. In. | Enclosure        | Mounting Foot Pads | Replaces                               |
|------------------|-------|-------|-------|------|------|----------|----------------|------------------|--------------------|--|
| <b>Cast Iron</b> |       |       |       |      |      |          |                |                  |                    |  |
| 61002            | 2     | 115   | 60    | 0.22 | 1550 | CW       | 1/4 x 1/2      | Totally enclosed | Double             | -                                      |
| 61004            | 4     | 115   | 60    | 0.29 | 1550 | CW       | 1/4 x 1/2      | Totally enclosed | Double             | -                                      |
| 65211            | 4     | 115   | 60    | 0.27 | 1550 | CW       | 1/4 x 1/2      | Totally enclosed | Single             | GE 5211                                |
| 65119            | 5     | 115   | 60    | 0.34 | 1550 | CW       | 1/4 x 1/2      | Totally enclosed | Double             | Hill PP7577M                           |
| 65018            | 5     | 115   | 60/50 | 0.34 | 1550 | CW       | 1/4 x 1/4      | Totally enclosed | Single             | GE 5KSM81FFL18                         |
| 61006            | 6     | 115   | 60    | 0.40 | 1550 | CW       | 1/4 x 1/2      | Totally enclosed | Double             | -                                      |
| 65311            | 6     | 115   | 60    | 0.40 | 1550 | CW       | 1/4 x 1/2      | Totally enclosed | Single             | GE 5311                                |
| 65411            | 9     | 115   | 60    | 0.55 | 1550 | CW       | 1/4 x 1/2      | Totally enclosed | Single             | GE 5411                                |
| 65421            | 9     | 230   | 60    | 0.27 | 1550 | CW       | 1/4 x 1/2      | Totally enclosed | Single             | GE 5421                                |
| 65017            | 9     | 115   | 60/50 | 0.50 | 1550 | CW       | 1/4 x 1/4      | Totally enclosed | Single             | GE 5KSM81FFL17                         |
| 61009            | 9     | 115   | 60    | 0.55 | 1550 | CW       | 1/4 x 1/2      | Totally enclosed | Double             | -                                      |
| 65133            | 9     | 115   | 60/50 | 0.50 | 1550 | CW       | 1/4 x 1/2      | Totally enclosed | Single             | GE 5KSM51ECG5133, Hussman 58698        |
| 61015            | 16    | 115   | 60    | 1.10 | 1550 | CW       | 1/4 x 1/2      | Totally enclosed | Double             | -                                      |
| 61017            | 16    | 230   | 60    | 0.50 | 1550 | CW       | 1/4 x 1/2      | Totally enclosed | Double             | -                                      |
| 65811            | 16    | 115   | 60    | 1.00 | 1550 | CW       | 1/4 x 1/2      | Totally enclosed | Single             | GE 5811                                |
| 65821            | 16    | 230   | 60    | 0.50 | 1550 | CW       | 1/4 x 1/2      | Totally enclosed | Single             | GE 5821                                |
| 65001            | 25    | 115   | 60/50 | 1.10 | 1500 | CW       | 1/4 x 1/2      | Totally enclosed | Single             | EMS ESPL25EM1, GE 3251, Mars 00251     |
| 65002            | 25    | 230   | 60/50 | 0.55 | 1500 | CW       | 1/4 x 1/2      | Totally enclosed | Single             | EMS ESPL25EM2, GE 3253, Mars 00253     |
| 65020            | 35    | 115   | 60/50 | 1.40 | 1500 | CW       | 1/4 x 1/2      | Totally enclosed | Single             | EMS ESPL35EM1, GE 3351, Mars 00351     |
| 65021            | 35    | 230   | 60/50 | 0.70 | 1500 | CW       | 1/4 x 1/2      | Totally enclosed | Single             | EMS ESPL35EM2, GE 3353, Mars 00353     |
| 65040            | 50    | 115   | 60/50 | 1.70 | 1500 | CW       | 3/8 x 1-1/2    | Semi-enclosed    | Single             | EMS EPOL50EM1, GE 3501, Mars 00501     |
| 65041            | 50    | 230   | 60/50 | 0.85 | 1500 | CW       | 3/8 x 1-1/2    | Semi-enclosed    | Single             | EMS ESPOL50EM2, GE 3503, Mars 00503    |
| 65045            | 50    | 230   | 60/50 | 0.85 | 1500 | CCW      | 5/16 x 2-1/2   | Open             | Single             | EMS ESPOL50EMJR21, GE 3507, Mars 00507 |
| <b>Aluminum</b>  |       |       |       |      |      |          |                |                  |                    |  |
| 64102            | 2     | 115   | 60    | 0.25 | 1550 | CW       | 1/4 x 1/2      | Totally enclosed | Double             | Emerson 102                            |
| 65109            | 2     | 115   | 60    | 0.25 | 1550 | CW       | 1/4 x 1/2      | Totally enclosed | None               | GE 5109                                |
| 64115            | 4     | 115   | 60    | 0.40 | 1550 | CW       | 1/4 x 1/2      | Totally enclosed | Double             | Emerson 115                            |
| 65213            | 4     | 115   | 60    | 0.40 | 1550 | CW       | 1/4 x 1/2      | Totally enclosed | Single             | GE 5213                                |
| 64022            | 5     | 115   | 60    | 0.45 | 1550 | CW       | 1/4 x 1/2      | Totally enclosed | None               | Emerson 119                            |
| 65313            | 6     | 115   | 60    | 0.40 | 1550 | CW       | 1/4 x 1/2      | Totally enclosed | Single             | GE 5313                                |
| 64117            | 6     | 115   | 60    | 0.50 | 1550 | CW       | 1/4 x 1/2      | Totally enclosed | Double             | Emerson 117                            |
| 65413            | 9     | 115   | 60    | 0.50 | 1550 | CW       | 1/4 x 1/2      | Totally enclosed | Single             | GE 5413                                |
| 64108            | 9     | 115   | 60    | 0.50 | 1550 | CW       | 1/4 x 1/2      | Totally enclosed | Double             | Emerson 108                            |
| 61059            | 9     | 230   | 60    | 0.29 | 1550 | CCW      | 1/4 x 1/2      | Totally enclosed | Double             | Emerson 109                            |

Electrolux & Frigidaire

GE & Hotpoint

Whirlpool & Maytag

Cooking & Gas Products

Dishwasher, Disposer & Water Heater

Laundry

Refrigeration

Fittings, Venting & Installation

Electrical

Plumbing

Property Maintenance

Motors

HVAC/R

Chemicals

Charging, Recovery & Welding

Test Equip., Tools & Service Acc.



# Unit Bearing Fan Motors



## UNIT BEARING MOTORS

Totally enclosed design. 115V. 60 Hz. 1550 RPM.

**Aluminum.** Split phase. CWLE rotation. Shaft measures 1/4" x 1/2". Double foot pad mounting.

**Cast Iron.** Permanent split capacitor. Reversible rotation. Shaft measures 1/4" threaded. Rear mounting. Includes plastic water shield and plug.

### Order

| No.              | Watts | Amps | Replaces   |
|------------------|-------|------|--|
| <b>Aluminum</b>  |       |      |  |
| <b>10037</b>     | 5     | 0.34 | Oasis 027354-026 & 027354-037  |
| <b>10038</b>     | 9     | 0.53 | Oasis 027354-038   |
| <b>Cast Iron</b> |       |      |  |
| <b>15990</b>     | 9     | 0.23 | EMS RS4BEB9E13, GE 5KPM51BL401B, Mars 00091, Morrill RPSC4BE9BGV16, Tyler 52179990 |



Aluminum

Cast Iron

## UNIT BEARING FAN MOTORS

### Shaded Pole



Features cast iron construction and double foot pads mounting with semi-enclosure, single shaft and CW rotation. Flat shaft type. Rotation determined by viewing end opposite shaft. Includes mounting hardware. UL and CSA approved.

| Order No.    | Volts | Amps | RPM  | Hz | Shaft Lgth. In. | Shaft Dia. In. | Shaft Dim. In. | Lgth. Less Shaft In. | Watts | Replaces  |
|--------------|-------|------|------|----|-----------------|----------------|----------------|----------------------|-------|---|
| <b>15041</b> | 230   | 0.85 | 1500 | 60 | 1-1/2           | 3/8            | 3/8 x 1-1/2    | 3-5/8                | 50    | Copeland 050-0244-00 & Electric Motors and Specialties EMS ESPOL50EM2 |

## UNIT BEARING FAN MOTORS

### Shaded Pole



Cast iron construction with total enclosure. Single foot pad mounting with single shaft and CCW rotation. 115V, 1550 RPM and 60/50 Hz frequency. 1/4" x 1/2" threaded shaft.

| Order No.    | Watts | Amps | Replaces | Lgth. Less Shaft In. |
|--------------|-------|------|----------|----------------------|
| <b>65412</b> | 9     | .55  | GE 5412  | 2-7/8                |
| <b>65812</b> | 16    | 1    | GE 5812  | 3-1/4                |

## UNIT BEARING FAN MOTORS

### Shaded Pole



Features cast iron construction and double foot pads mounting with open enclosure, single shaft and CCW rotation. Flat shaft type. Rotation determined by viewing end opposite shaft. Includes mounting hardware. UL and CSA approved.

| Order No.    | Volts | Amps | RPM  | Hz | Shaft Lgth. In. | Shaft Dia. In. | Shaft Dim. In. | Lgth. Less Shaft In. | Watts | Replaces   |
|--------------|-------|------|------|----|-----------------|----------------|----------------|----------------------|-------|--|
| <b>15045</b> | 230   | 0.85 | 1500 | 60 | 2-1/2           | 5/16           | 5/16 x 2-1/2   | 3-3/4                | 50    | Tecumseh 810M050A62 & Electric Motors & Specialties ESPOL50EMJ R21 |

# Unit Heater & Utility Fan Motors



## UNIT HEATER MOTORS



Stud Mount



Stud & Mounting Rings

Features permanent split capacitor, shaded pole, sleeve bearings, totally enclosed design and automatic overload. CWSE rotation. 5" diameter. Single phase. 115V. 60 Hz. 1050 RPM.

| Order No. | HP   | Amps | Shaft Dim. In. | Mounting              |
|-----------|------|------|----------------|-----------------------|
| 70385     | 1/40 | 1.6  | 1/2 x 3-1/4    | Stud & mounting rings |
| 70224     | 1/20 | 2.3  | 1/2 x 3        | Stud                  |
| 40387     | 1/15 | 3.3  | 1/2 x 2-5/8    | Stud & mounting rings |
| 40386     | 1/8  | 5.5  | 1/2 x 3-3/8    | Stud & mounting rings |

Electrolux & Frigidaire

GE & Hotpoint

Whirlpool & Maytag

Cooking & Gas Products

Dishwasher, Disposer & Water Heater

## UNIT HEATER MOTORS



Features shaded pole, totally enclosed design and automatic overload. CW rotation. 5" diameter. Single phase. 115V. 60 Hz. 1050 RPM. 1/20 HP. 2 Amps.

| Order No. | Shaft Dim. In. | Mounting | Replaces          |
|-----------|----------------|----------|-------------------|
| 40242     | 3/8 x 3        | Stud     | Sterling Radiator |

Laundry

Refrigeration

## UTILITY FAN MOTORS

### C-Frame

For use in evaporators, refrigerators, range hoods, ventilators, exhaust fans and unit heaters. Two-speed, shaded pole design with sleeve bearings and open enclosure. CW rotation. Mechanically reversible. Rotation determined by viewing from shaft end. Shaft measures 3/16" x 1-3/4". 120V.

| Order No. | Stack Sz. In. | Amps | RPM       |
|-----------|---------------|------|-----------|
| 65685     | 7/8           | 1.41 | 3000/1550 |



Fittings, Venting & Installation

Electrical

Plumbing

## UTILITY FAN MOTORS

### C-Frame



Features shaded pole design with open enclosure, ball bearings and CW rotation. Mechanically reversible overload. Stack size 5/8". Rotation determined by viewing end opposite shaft.

| Order No. | Speeds | Volts | Amps | RPM  | Shaft Lgth. In. | Shaft Dia. In. | Shafts | Shaft Dim. In. | Hz | Replaces  |
|-----------|--------|-------|------|------|-----------------|----------------|--------|----------------|----|---|
| 65686     | 1      | 120   | .41  | 3000 | 1-1/4           | 3/16           | 1      | 3/16 x 1-1/4   | 60 | Acme BB700, Gemline EM686, Mars 90948 & Supco SM686 |

Property Maintenance

Motors

HVAC/R

Chemicals

Charging, Recovery & Welding

Test Equip., Tools & Service Acc.

# Utility Fan Motors & Draft Inducer Blowers



## UTILITY FAN MOTORS

C-Frame



Single speed, shaded pole design with sleeve bearings and extended studs 1-7/8" centers. CW rotation. Mechanically reversible. Shaft measures 3/16" x 1-1/8". 115V. Includes 2-prong plug.

| Order No. | Stack Sz. In. | Amps | RPM  |
|-----------|---------------|------|------|
| 60100     | 5/8           | 0.71 | 2750 |

## UTILITY FAN MOTOR KITS

C-Frame



For use in evaporators, refrigerators, range hoods, ventilators, exhaust fans and unit heaters. Shaded pole design with open enclosure and sleeve bearings. CW rotation. Mechanically reversible. 60 Hz.

| Order No.           | Stack Sz. In. | Volts       | Amps          | RPM           | Shaft Dim. In. | Replaces  |
|---------------------|---------------|-------------|---------------|---------------|----------------|---|
| <b>Single Speed</b> |               |             |               |               |                |   |
| 65670               | 5/8           | 115         | 0.50          | 3000          | 3/16 x 1-1/4   | Acme 600, 700, & 710, Gemline EM670, Robertshaw 14001 |
| 65690               | 5/8           | 115         | 0.50          | 3000          | 3/16 x 1-1/2   | Gemline EM690   |
| 65672               | 5/8           | 240         | 0.25          | 3000          | 3/16 x 1-1/4   | Acme 602 & 702, Gemline EM672, Robertshaw 14005       |
| 65675               | 1             | 120/<br>240 | 1.00/<br>0.50 | 3000          | 3/16 x 2-3/8   | Acme 7502, Gemline EM675                              |
| <b>Two Speed</b>    |               |             |               |               |                |   |
| 65673               | 5/8           | 115         | 0.60/<br>0.40 | 3000/<br>1550 | 3/16 x 1-1/2   | Gemline EM673, Robertshaw 14007                       |



## EVAPORATOR FAN MOTORS



### Universal

Universal 3.3" commercial refrigeration motor replaces over 100 OEM shaded pole evaporator fan motors. Features 7.5 micro farad 370V run capacitor, sleeve bearing, reversible rotation, thermal protection and open ventilation.

| Order No. | Volts |
|-----------|-------|
| SM1127    | 370   |

## MOUNTING BRACKETS

Flexible



| Order No. | Description |
|-----------|-------------|
| MB554     | 4 Leg       |



## DRAFT INDUCER BLOWERS



Single speed, shaded pole design with ball bearings and automatic overload. 60 Hz. 3000 RPM.

| Order No.                           | HP      | Volts          |  | Amps | Rotation |
|-------------------------------------|---------|----------------|--|------|----------|
|                                     |         | Open Enclosure |  |      |          |
| 66847                               | 105 CFM | 120            |  | 1.71 | CCWLE    |
| <b>3.3 Frame – Totally Enclosed</b> |         |                |  |      |          |
| 82483                               | 1/50    | 115            |  | 1.00 | CWLE     |

# Draft Inducer Blowers



## DRAFT INDUCER MOTORS

### Carrier

Shaded pole, ball bearing motor features C-frame motor design, overload protection, and single speed. Cable with connectors and plastic fan blade included.

| Order No.     | RPM  | Volts | Dual Shaft Size In. | Replaces   |
|---------------|------|-------|---------------------|------------|
| <b>SM4753</b> | 3300 | 115V  | 1 x 1-7/8           | 318984-753 |



Electrolux & Frigidaire

GE & Hotpoint

Whirlpool & Maytag

Cooking & Gas Products

Dishwasher, Disposer & Water Heater

## CONDENSER INDUCER MOTORS

### Universal



| Order No.     | Watts |
|---------------|-------|
| <b>SM5109</b> | 2     |
| <b>SM5113</b> | 2-1/2 |
| <b>SM5211</b> | 4     |
| <b>SM5311</b> | 6     |
| <b>SM5411</b> | 9     |

Laundry

Refrigeration

Fittings, Venting & Installation



## DRAFT INDUCER BLOWERS



Features single speed with automatic overload, ball bearings and CCWSE rotation. Open enclosure. 3100 RPM and 0.45A at free air. C Frame. Single phase. 3.3" diameter.

| Order No.    | Volts | Amps | RPM  | Hz | Static Pressure   | RPM   |
|--------------|-------|------|------|----|---|---|
| <b>66787</b> | 120   | 1.3  | 3000 | 60 | 0.1" 69, 0.2" 68, 0.3" 66,<br>0.4" 57, 0.5" 59, 0.7" 47,<br>0.8" 43 | Emerson 3124<br>Fasco 7021-10281, 7021-10291, 7021-8013, 7021-8428,<br>7021-8924, 7021-9055, 7021-9913<br>Jakel J238-1344, J238-138, J238-138-1344<br>Mars 10708<br>Packard 82233<br>Trane J238-138-1344, R7-RFB143, X38040305010, X38040305017,<br>7021-9913, 787P01, BLW473, D330787PO1, D330809P01,<br>J238-1344, 210330673, 210340125, 21D330673, 7021-10281,<br>4MH34, 7021-9055, 7021-8924, 7021-8428, 7021-8013<br>Universal 787P01, 944 |

Electrical

Plumbing

Property Maintenance

Motors

HVAC/R

Chemicals

Charging, Recovery & Welding

Test Equip., Tools & Service Acc.





# Heat Pump Stands, Furnace Blocks, Time Delays & Hard Starts



## HEAT PUMP STANDS



MA-HP6

One-piece unit elevates heat pump and air handling units. Corrosion-resistant plastic construction. Features butyl mastic on top and bottom. Absorbs noise and vibration. Gray.

| Order No. | Ht. In. |
|-----------|---------|
| MA-HP3    | 3       |
| MA-HP6    | 6       |

## FURNACE BLOCKS



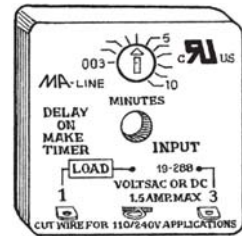
Measures 2-1/4" H x 5-1/2" L x 4" D.

| Order No. | Desc.         |
|-----------|---------------|
| MA-68150  | Furnace block |

## TIME DELAYS

Features .03 to 10 minute adjustable time delay. Line voltage: 18 to 240V AC/DC. 50/60 Hz. Output: 1.5A max., 15A inrush.

| Order No. | Desc.          |
|-----------|----------------|
| MA-30301  | Delay on make  |
| MA-30303  | Delay on break |



## HARD STARTS

### Extra Boost

For increasing starting torque on room, residential and commercial air conditioning units and heat pumps. Features start capacitor and relay. Installs across run capacitor terminals. UL listed.

| Order No. | Start Torque Oz. |
|-----------|------------------|
| MA-XP5    | 270              |
| MA-XP6    | 390              |
| MA-XP8    | 520              |



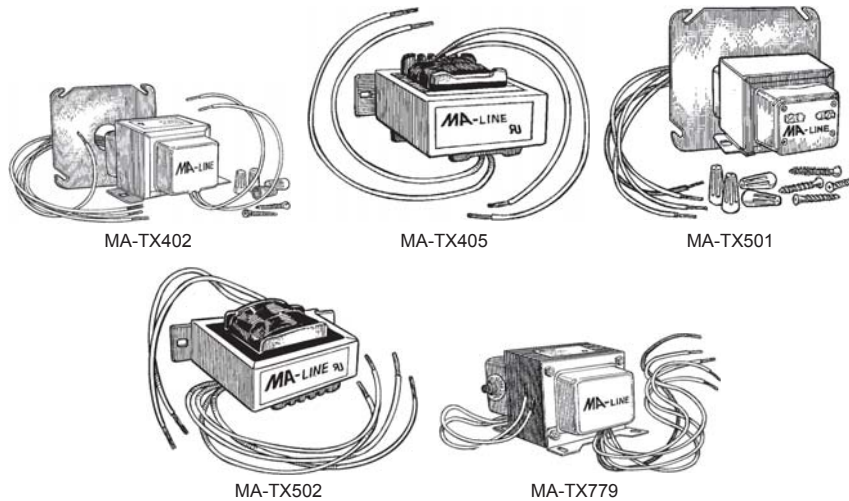
- Electrolux & Frigidaire
- GE & Hotpoint
- Whirlpool & Maytag
- Cooking & Gas Products
- Dishwasher, Disposer & Water Heater
- Laundry
- Refrigeration
- Fittings, Venting & Installation
- Electrical
- Plumbing
- Property Maintenance
- Motors
- HVAC/R
- Chemicals
- Charging, Recovery & Welding
- Test Equip., Tools & Service Acc.

# Transformers



## TRANSFORMERS

### Class 2



| Order No. | Replaces No. | Connection Type | Primary Voltage                    | Secondary Voltage | Output Rating VA | Mounting Style       |
|-----------|--------------|-----------------|------------------------------------|-------------------|------------------|----------------------|
| MA-TX202  | 602-202      | Not UL          | 120                                | 24                | 20               | Plug-in              |
| MA-TX205  | 50351        | Wire lead       | 120                                | 24                | 20               | Foot                 |
| MA-TX402  | 50333        | Wire lead       | 120/208/240                        | 2, .5, 12, 24     | 48               | Multi                |
| MA-TX403  | 50302        | Wire lead       | 120                                | 24                | 40               | Multi                |
| MA-TX404  | 50303        | Wire lead       | 208/240                            | 24                | 40               | Multi                |
| MA-TX405  | 50352        | Wire lead       | 120                                | 24                | 40               | Foot                 |
| MA-TX406  | 50353        | Wire lead       | 208/240                            | 24                | 40               | Foot                 |
| MA-TX407  | 50304        | Wire lead       | 120/208/240                        | 24                | 40               | Multi                |
| MA-TX482  | 50354        | Wire lead       | 120/208/240                        | 24                | 40               | Foot                 |
| MA-TX501  | 620-501      | Terminal        | 120/208/240                        | 28                | 50               | Universal connection |
| MA-TX502  | 50314        | Wire lead       | 120/208/240                        | 24                | 50               | Multi                |
| MA-TX775  | 50320        | Wire lead       | 120/208/240/480 w/ fuse            | 24                | 75               | Foot                 |
| MA-TX779  | 50321        | Wire lead       | 120/208/240/480 w/ circuit breaker | 24                | 75               | Foot                 |
| MA-TX100  | —            | Wire lead       | 120/208/240/480 w/ circuit breaker | 24                | 100              | Foot                 |

**Not all products are available at all branches.**

**Contact your local branch for availability.**

# Transformers, Contactors, Hard Start Kits & A/C Whips



## TRANSFORMERS

Class 2



Energy limiting transformer features color coded primary leads. 40VA; 60 Hz; 120V primary; 24V secondary.

| Order No. | Replaces               | Mount Style |
|-----------|------------------------|-------------|
| 90-T40F1  | Mars 50352, Jard 4011F | Foot        |

## DEFINITE PURPOSE CONTACTORS

2-Pole



For use in heating and air conditioning equipment. Features low VA coil, quiet operation, universal construction and double break contacts. 24V AC; 40A; 11 ohms DC resistance. UL listed.

| Order No. | FLA |
|-----------|-----|
| 90-244    | 30  |
| 90-247    | 40  |

## DEFINITE PURPOSE CONTACTORS

1-Pole



For use primarily in residential air conditioning applications. 24V AC; 50/60 Hz. UL listed and CSA certified.

| Order No. | FLA |
|-----------|-----|
| 94-388    | 30  |
| 94-394    | 40  |



## 3 WIRE HARD START KITS



Features mechanical potential relay, True-3-wire solution, voltage sensing, instant re-start, 35 amp relay contacts and 330 VAC capacitor. NATE® Recognized (Course #1867-0002). UL® Recognized.

| Order No. | Recommended Range hp | Operating Voltage |
|-----------|----------------------|-------------------|
| 3W1       | 1-3                  | 208-240           |
| 3W2       | 3-1/2 - 4-1/2        | 208-240           |
| 3W3       | 4 - 5                | 208-240           |



## A/C WHIPS



Features THHN wire and plastic fittings.

| Order No.                          | Dia. In. | Lgth. Ft. | Wire Size |
|------------------------------------|----------|-----------|-----------|
| Includes Straight & 90° Connectors |          |           |           |
| MA-P4012W                          | 1/2      | 4         | 10        |
| MA-P6012W                          | 1/2      | 6         | 10        |
| MA-P4034W                          | 3/4      | 4         | 8         |
| MA-P6034W                          | 3/4      | 6         | 8         |

Electrolux & Frigidaire

GE & Hotpoint

Whirlpool & Maytag

Cooking & Gas Products

Dishwasher, Disposer & Water Heater

Laundry

Refrigeration

Fittings, Venting & Installation

Electrical

Plumbing

Property Maintenance

Motors

HVAC/R

Chemicals

Charging, Recovery & Welding

Test Equip., Tools & Service Acc.

# AC Whips, Drain Heaters, Condensate Pans & Traps



## A/C WHIPS

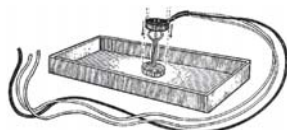


Features THHN wire and metal fittings.

| Order No.                          | Dia. In. | Lgth. Ft. | Wire Size |
|------------------------------------|----------|-----------|-----------|
| Includes Straight & 90° Connectors |          |           |           |
| MA-4012W                           | 1/2      | 4         | 10        |
| MA-6012W                           | 1/2      | 6         | 10        |
| MA-4034W                           | 3/4      | 4         | 8         |
| MA-6034W                           | 3/4      | 6         | 8         |

## DRAIN HEATERS

Refrigeration

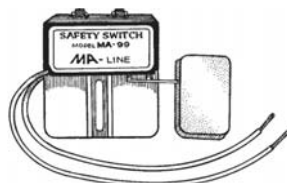


For use with refrigerators. Prevents drain tub icing and plugging.

| Order No. | Desc.                      |
|-----------|----------------------------|
| MA-32950  | Refrigeration drain heater |

## SAFETY SWITCHES

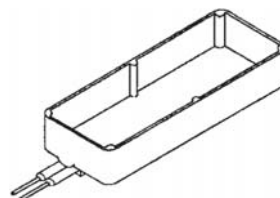
Drain Pan



Shuts down A/C or refrigeration devices when high water is present in pan or reservoir. Features 7" wire leads and installation hardware. UL listed.

| Order No. | Amps | Volts AC |
|-----------|------|----------|
| MA-J100   | 4    | 125/250  |

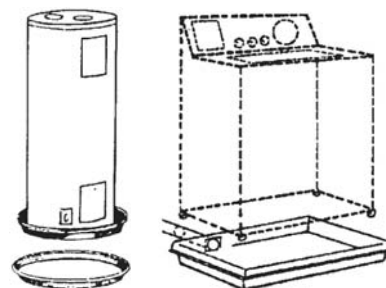
## CONDENSATE PANS



Features moisture-proof rubber coated terminal connections and sealed heating element. Die cast aluminum construction. Self-standing. Evaporation rate: 8 oz./hr. at room temperature. Measures 10" L. 160 Watts.

| Order No.   | Cap. Oz. | Volts | Dim. In. W x D |
|-------------|----------|-------|----------------|
| MA-CP35-120 | 38       | 120   | 4 x 2-7/8      |
| MA-CP35-240 | 38       | 220   | 4 x 2-7/8      |
| MA-CP52-120 | 50       | 115   | 4-1/2 x 3-3/8  |
| MA-CP52-240 | 50       | 220   | 4-1/2 x 3-3/8  |

## CONDENSATE PANS



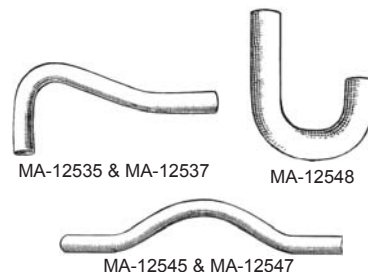
Water Heater Pan

Washing Machine Pan

Plastic construction. Includes 1" drain fitting.

| Order No.                 | Dim. In.        | Pkg. Qty. |
|---------------------------|-----------------|-----------|
| Auxiliary Condensate Pans |                 |           |
| MA-CP1                    | 28-3/4 x 33-3/4 | 5         |
| MA-CP2                    | 17 x 39-3/4     | 5         |

## CONDENSATE TRAPS



MA-12535 & MA-12537

MA-12548

MA-12545 & MA-12547


Schedule 40 PVC construction.

| Order No. | Size In. | PSI |
|-----------|----------|-----|
| P-Traps   |          |     |
| MA-12535  | 1/2      | 600 |
| MA-12537  | 3/4      | 480 |
| J-Traps   |          |     |
| MA-12548  | 3/4      | 480 |
| R-Traps   |          |     |
| MA-12545  | 1/2      | 600 |
| MA-12547  | 3/4      | 480 |

# Vibration Eliminators, Thermostat Covers & Tube Extensions



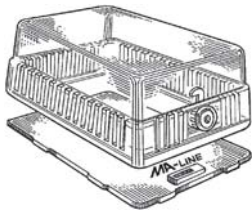
## VIBRATION ELIMINATORS



For use with most refrigerants. Stainless steel construction with copper female ends. Packaged individually with desiccant in plastic bag. UL and CE approved.

| Order No. | Dim. In. ID x Lgth. | Working PSI | Burst PSI |
|-----------|---------------------|-------------|-----------|
| VE140D    | 1/4 x 8-1/16        | 500         | 2500      |
| VE380D    | 3/8 x 8-9/16        | 500         | 2500      |
| VE120D    | 1/2 x 9             | 500         | 2500      |
| VE580D    | 5/8 x 9-7/8         | 500         | 2500      |
| VE340D    | 3/4 x 10-9/16       | 500         | 2500      |
| VE780D    | 7/8 x 12            | 500         | 2500      |
| VE1180D   | 1-1/8 x 13-1/16     | 500         | 2500      |
| VE1380D   | 1-3/8 x 15-9/16     | 500         | 2500      |
| VE1580D   | 1-5/8 x 16-7/8      | 500         | 2500      |
| VE2180D   | 2-1/8 x 20-5/8      | 390         | 1950      |
| VE2580D   | 2-5/8 x 24-5/16     | 340         | 1700      |
| VE3180D   | 3-1/8 x 26-15/16    | 300         | 1500      |
| VE3580D   | 3-5/8 x 32-3/16     | 175         | 525       |
| VE4180D   | 4-1/8 x 32-15/16    | 175         | 525       |

## THERMOSTAT COVERS



| Order No.            | Desc.         | Base Type  | Base Dim. In. H x W x D                 |
|----------------------|---------------|------------|---|
| <b>Deluxe Series</b> |               |            |   |
| MA-BTGRK             | Clear plastic | Solid Ring | 6-3/8 x 3-1/2 x 3 6-3/8 x 3-1/2 x 3-1/4 |
| <b>Medium Size</b>   |               |            |   |
| MA-BT GK             | Clear plastic | Solid Ring | 4-3/8 x 5-1/4 x 3 4-5/8 x 5-1/4 x 3-1/4 |

## COPPER TUBE EXTENSIONS



Features 1/4" male flare fitting.

| Order No. | OD In. | Pkg. Qty. |
|-----------|--------|-----------|
| AF1000    | 1/8    | 5         |
| AF1100    | 3/16   | 5         |
| AF1200    | 1/4    | 5         |
| AF1300    | 5/16   | 5         |

| Order No. | OD In. | Pkg. Qty. |
|-----------|--------|-----------|
| AF1400    | 3/8    | 5         |
| AF1000-50 | 1/8    | 50        |
| AF1100-50 | 3/16   | 50        |
| AF1200-50 | 1/4    | 50        |
| AF1300-50 | 5/16   | 50        |
| AF1400-50 | 3/8    | 50        |

## COPPER TUBE EXTENSIONS

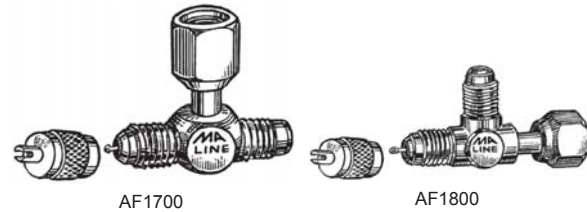
### Multi-Step



Nos. AF1600 & AF1600-50. 1/8" ID.

| Order No. | OD In. | Multi-Steps ODF In. | Pkg. Qty. |
|-----------|--------|---------------------|-----------|
| AF1500    | 1/8    | 3/16, 1/4, 5/16     | 3         |
| AF1600    | 3/16   | 1/4, 3/8            | 3         |
| AF1500-50 | 1/8    | 3/16, 1/4, 5/16     | 50        |
| AF1600-50 | 3/16   | 1/4, 3/8            | 50        |

## SWIVEL FLARE CONNECTIONS



Features 1/4" female SAE swivel nut.

| Order No. | Nut Location | Pkg. Qty. |
|-----------|--------------|-----------|
| AF1700    | Branch       | 3         |
| AF1800    | Run          | 3         |
| AF1700-50 | Branch       | 50        |
| AF1800-50 | Run          | 50        |

## MULTI-STEPS



Measures 1/8" OD x 3/16". Features 1/4" or 5/16" ODF steps.

| Order No. | Pkg. Qty. |
|-----------|-----------|
| AF1900    | 3         |
| AF1900-50 | 50        |

Electrolux & Frigidaire

GE & Hotpoint

Whirlpool & Maytag

Cooking & Gas Products

Dishwasher, Disposer & Water Heater

Laundry

Refrigeration

Fittings, Venting & Installation

Electrical

Plumbing

Property Maintenance

Motors

HVAC/R

Chemicals

Charging, Recovery & Welding

Test Equip., Tools & Service Acc.





# COPPER SERVICE DRIERS



MODEL 4039

1" DIRECTIONAL VALVE DRIER



MODEL 4040

3/4" DIRECTIONAL DRIER



MODEL 4041

1" DIRECTIONAL DRIER




MODEL 4042

1" DOUBLE INLET DRIER



MODEL 4043

3/4" DIRECTIONAL DRIER



MODEL 4044

3/4" DIRECTIONAL VALVE DRIER



MODEL 4049

1" 30 GRAM DIRECTIONAL DRIER



MODEL 4050

1" DIRECTIONAL PLUGGED ENDS DRIER



MODEL 4051

3/4" NON-DIRECTIONAL DRIER



MODEL 4069

1" NON-DIRECTIONAL DRIER



## SPECIFICATIONS

| Model No. | Diam. | Overall Length | Inlet Tube Size  | Outlet Tube Size   | Tonnage       |      |
|-----------|-------|----------------|--|--|---------------|------|
|           |       |                |  |  | R-12 & R-134a | R-22 |
| 4039      | 1"    | 9"             | 3/16" I.D. / 1/4" O.D.   | .089 / .092 I.D.   | 1             | 2    |
| 4040      | 3/4"  | 8 1/2"         | 3/16" I.D. / 1/4" O.D.   | .089 / .092 I.D.   | 1/3           | 1/2  |
| 4041      | 1"    | 8 3/4"         | 3/16" I.D. / 1/4" O.D.   | .089 / .092 I.D.   | 1             | 2    |
| 4042      | 1"    | 8 3/4"         | 3/16" I.D. / 1/4" O.D.   | .089 / .092 I.D.   | 1             | 2    |
| 4043      | 3/4"  | 7 3/4"         | 3/16" I.D. / 1/4" O.D.   | 3/16" I.D. / 1/4" O.D.   | 1/3           | 1/2  |
| 4044      | 3/4"  | 8 3/4"         | 3/16" I.D. / 1/4" O.D.   | .089 / .092 I.D.   | 1/3           | 1/2  |
| 4049      | 1"    | 11 1/2"        | 1/4" I.D. / 5/16" O.D.   | .127 / .130 I.D.   | 1             | 2    |
| 4050      | 1"    | 7 7/8"         | 3/16" I.D. / 1/4" O.D.   | 3/16" I.D. / 1/4" O.D.   | 1/3           | 1/2  |
| 4051      | 3/4"  | 7 3/4"         | 3/16" I.D. / 1/4" O.D.   | 3/16" I.D. / 1/4" O.D.   | 1/3           | 1/2  |
| 4069      | 1"    | 9 3/4"         | 3/16" I.D. / 1/4" O.D.<br>1/4" I.D. / 5/16" O.D.<br>5/16" I.D. / 3/8" O.D. | 3/16" I.D. / 1/4" O.D.<br>1/4" I.D. / 5/16" O.D.<br>5/16" I.D. / 3/8" O.D. | 1             | 2    |

- All copper shells and end tubes.
- 100 % molecular sieve.
- Fully compatible with all new refrigerants.
- Original equipment replacement service driers.
- Bright finish

Since 1971 Manufacturers & Suppliers of Quality Refrigeration Components

Electrolux & Frigidaire

GE & Hotpoint

Whirlpool & Maytag

Cooking & Gas Products

Dishwasher, Disposer & Water Heater

Laundry

Refrigeration

Fittings, Venting & Installation

Electrical

Plumbing

Property Maintenance

Motors

HVAC/R

Chemicals

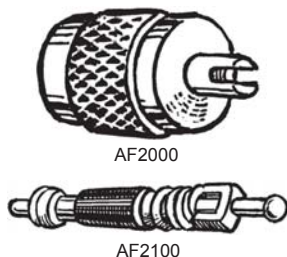
Charging, Recovery & Welding

Test Equip., Tools & Service Acc.

# Valve Cores & Removers, Solder Tees, Tube Extensions & Dryers



## CAPS & VALVE CORES



1/4" size.

| Order No.  | Desc.                               | Pkg. Qty. |
|------------|-------------------------------------|-----------|
| AF2000     | SAE gasket seal cap w/ core remover | 10        |
| AF2000BX   | SAE gasket seal cap w/ core remover | 100       |
| AF2100     | Valve core                          | 5         |
| AF2100-25  | Valve core                          | 25        |
| AF2100-100 | Valve core                          | 100       |

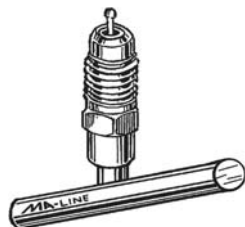
## VALVE CORE REMOVERS



Metal construction. Includes (6) cores.

| Order No. | Desc.              |
|-----------|--------------------|
| AF2200-M  | Valve core remover |

## COPPER SOLDER TEES



Features 1/4" male flare end.

| Order No. | Size In. | Pkg. Qty. |
|-----------|----------|-----------|
| AF3134    | 1/4      | 3         |
| AF3135    | 5/16     | 3         |
| AF3136    | 3/8      | 3         |
| AF3138    | 1/2      | 3         |
| AF3140    | 5/8      | 1         |
| AF3142    | 3/4      | 1         |
| AF3144    | 7/8      | 1         |
| AF3148    | 1-1/8    | 1         |

## COPPER TUBE EXTENSIONS




Features 5/16" male flare fitting. 3/pkg.

| Order No. | OD In. |
|-----------|--------|
| AF11516   | 3/16   |
| AF12516   | 1/4    |
| AF13516   | 5/16   |

## DRYERS

### D Series



For use on residential or commercial refrigerators, freezers and air conditioners with all refrigerants. Contains XH-9 desiccant.

| Order No. | Desc.                     | Dim. In. Dia. x L | Inlet In. | Outlet In. |
|-----------|---------------------------|-------------------|-----------|------------|
| D109      | Non-directional           | 3/4 x 8-1/2       | 1/4       | 1/4        |
| D110      | Directional, fused ends   | 3/4 x 8-3/4       | 1/4       | 1/4        |
| D111      | Directional, charging     | 1 x 8-3/4         | 1/4       | 1/4 or cap |
| D112      | Directional, step down    | 1 x 10-3/4        | 5/16      | 5/16       |
| D113      | Directional, double inlet | 1 x 8-3/4         | 1/4       | 1/4        |
| D114      | Directional, fused ends   | 1 x 9             | Multiple  | 1/4        |
| D115      | Directional, charging     | 3/4 x 9           | 1/4       | 1/4        |

## LINE TAP VALVES



Adjustable.

| Order No. | For Use With O.D. Tube |
|-----------|------------------------|
| MA-V1     | 1/4, 5/16, 3/8         |
| MA-V2     | 1/2, 5/8               |

# Charging Tools, Can Traps, Valves & Restraining Kits



## VACUUM/CHARGE VALVE & CORE TOOLS

### 4-In-1

Removes and replaces Schrader valves without loss of charge. Ball-valve design. Includes side port.



| Order No. | OD In. |
|-----------|--------|
| MA-18975  | 1/4    |
| MA-18985  | 5/16   |

## SOLENOID VALVE OPERATING MAGNETS



| Order No. | Size      |
|-----------|-----------|
| MA-SVOM18 | 18MM/.75" |

## CAN TAPS

### 3-In-1

For use with R12, R134A. 12-oz. size.



| Order No. | Desc.                           |
|-----------|---------------------------------|
| MA-49116  | 1/4" SAE, 1/2" Acme tee fitting |

## REFRIGERANT RETENTION CONTROL VALVES



MA-33002


Eliminates spraying of leak-detection dye and refrigerant. Retains refrigerant in hose when disconnecting.

| Order No. | Desc.                 |
|-----------|-----------------------|
| MA-33002  | 1/4" FLF x 1/4" FLM   |
| MA-33005  | 5/16" FLF x 5/16" FLM |
| MA-33008  | 5/16" FLF x 1/4" FLM  |



## RESTRING KITS

### Electric Strip Heater



Fits ceramic insulators with 3/8" ID. Contains close-wound coil with terminal bolts attached, two sets of ceramic terminal bushings (4) hex nuts, (2) lock washers and (2) flat washers.

| Order No. | Stretch In. Max./Min. | DH Series No. | Watts |       |       |        |
|-----------|-----------------------|---------------|-------|-------|-------|--------|
|           |                       |               | @208V | @240V | @277V | @480V  |
| 48100     | 68 / 21               | DH510-3       | -     | -     | -     | 1000   |
| 48200     | 75 / 28               | DH502-3       | -     | -     | -     | 2000   |
| 48250     | 83 / 29               | DH503-3       | -     | -     | -     | 2500   |
| 48300     | 98 / 34               | DH507-3       | -     | -     | -     | 3000   |
| 48350     | 120 / 42              | DH501-3       | -     | -     | -     | 3500   |
| 48400     | 148 / 52              | DH506-3       | -     | -     | -     | 4000   |
| 48450     | 132 / 46              | DH505-3       | -     | -     | -     | 4500   |
| 48500     | 176 / 62              | DH500-3       | -     | -     | -     | 5000   |
| 48600     | 205 / 72              | DH534-3       | -     | -     | -     | 6000   |
| 48660     | 187 / 65              | DH520-3       | -     | -     | -     | 6600   |
| 48800     | 180 / 54              | DH580-3       | -     | -     | -     | 8000   |
| 481000    | 420 / 126             | DH1000-3      | -     | -     | -     | 10,000 |
| 24500     | 130 / 45              | DH500C        | 3756  | 5000  | -     | -      |
| 24501     | 130 / 45              | DH500 w/ fuse | 3756  | 5000  | -     | -      |
| 24100     | 36 / 13               | DH510         | 751   | 1000  | -     | -      |
| 24150     | 49 / 17               | DH504         | 1127  | 1500  | -     | -      |
| 24200     | 74 / 26               | DH502         | 1502  | 2000  | -     | -      |
| 24250     | 88 / 31               | DH503         | 1878  | 2500  | -     | -      |
| 24275     | 110 / 30              | DH508         | 2063  | 2750  | -     | -      |
| 24300     | 103 / 37              | DH507         | 2253  | 3000  | -     | -      |
| 24330     | 128 / 43              | DH556         | 2479  | 3300  | -     | -      |
| 24350     | 145 / 50              | DH501         | 2629  | 3500  | -     | -      |
| 24375     | 98 / 29               | DH535         | 2816  | 3750  | -     | -      |
| 24400     | 114 / 40              | DH506         | 3004  | 4000  | -     | -      |
| 24425     | 128 / 45              | DH511         | 3155  | 4200  | -     | -      |
| 24450     | 121 / 42              | DH505         | 3380  | 4500  | -     | -      |
| 24466     | 137 / 48              | DH516         | 3505  | 4666  | -     | -      |
| 24475     | 134 / 47              | DH512         | 3568  | 4750  | -     | -      |
| 24550     | 140 / 42              | DH550         | 4131  | 5500  | -     | -      |
| 24560     | 160 / 60              | DH560         | 4206  | 5600  | -     | -      |
| 24600     | 156 / 54              | DH534         | 4507  | 6000  | -     | -      |
| 24660     | 202 / 71              | DH520         | 4957  | 6600  | -     | -      |
| 24750     | 135 / 41              | DH575         | 5633  | 7500  | -     | -      |
| 24800     | 215 / 65              | DH580         | 6000  | 8000  | -     | -      |
| 27500     | 170 / 60              | DH500-4       | -     | 3756  | 5000  | -      |
| 27200     | 75 / 27               | DH502-4       | -     | 1501  | 2000  | -      |
| 27250     | 79 / 28               | DH503-4       | -     | 1877  | 2500  | -      |
| 27300     | 99 / 34               | DH507-4       | -     | 2252  | 3000  | -      |
| 27350     | 117 / 41              | DH501-4       | -     | 2629  | 3500  | -      |
| 27360     | 154 / 59              | DH360-277     | -     | 2702  | 3600  | -      |
| 27400     | 153 / 54              | DH506-4       | -     | 3003  | 4000  | -      |
| 27450     | 136 / 48              | DH505-4       | -     | 3378  | 4500  | -      |
| 27600     | 150 / 45              | DH534-4       | -     | 4505  | 6000  | -      |
| 27750     | 173 / 51              | DH575-4       | -     | 5630  | 7500  | -      |

Electrolux & Frigidaire

GE & Hotpoint

Whirlpool & Maytag

Cooking & Gas Products

Dishwasher, Disposer & Water Heater

Laundry

Refrigeration

Fittings, Venting & Installation

Electrical

Plumbing

Property Maintenance

Motors

HVAC/R

Chemicals

Charging, Recovery & Welding

Test Equip., Tools & Service Acc.

# Restraining Kits



## RESTRING KITS

### Large Diameter – Electric Strip Heater



For use in furnaces, strip heaters, duct heaters, wall heaters, air handlers and commercial heat exchangers. Includes attached bolts.

**When Ordering:** Specify if 1/4" or 5/16" quick-connect terminals are desired.

| Order No.       | Stretch In. Max./Min. | Watts |       |       |       |
|-----------------|-----------------------|-------|-------|-------|-------|
|                 |                       | @208V | @240V | @277V | @480V |
| <b>7/16" OD</b> |                       |       |       |       |       |
| 24500435        | 102 / 30              | 3750  | 5000  | -     | -     |
| 24350435        | 100 / 30              | 2625  | 3500  | -     | -     |
| 24300435        | 73 / 23               | 2250  | 3000  | -     | -     |
| 24150435        | 51 / 16               | 1125  | 1500  | -     | -     |
| 48500435        | 110 / 30              | -     | -     | -     | 5000  |
| 48450435        | 125 / 33              | -     | -     | -     | 4500  |
| 48400435        | 102 / 34              | -     | -     | -     | 4000  |
| 48350435        | 107 / 30              | -     | -     | -     | 3500  |
| 27350435        | 90 / 27               | -     | 2628  | 3500  | -     |
| 27300435        | 63 / 20               | -     | 2252  | 3000  | -     |
| 27250435        | 70 / 22               | -     | 1877  | 2500  | -     |
| <b>1/2" OD</b>  |                       |       |       |       |       |
| 24800500        | 96 / 32               | 6000  | 8000  | -     | -     |
| 24600500        | 96 / 31               | 4500  | 6000  | -     | -     |
| 24560500        | 99 / 33               | 4200  | 5600  | -     | -     |
| 24500500        | 90 / 30               | 3750  | 5000  | -     | -     |
| 24466500        | 72 / 24               | 3500  | 4666  | -     | -     |
| 24450500        | 75 / 24               | 3375  | 4500  | -     | -     |
| 24400500        | 84 / 28               | 3000  | 4000  | -     | -     |
| 24350500        | 65 / 18               | 2625  | 3500  | -     | -     |
| 24330500        | 54 / 18               | 2475  | 3300  | -     | -     |
| 24200500        | 45 / 15               | 1500  | 2000  | -     | -     |
| 24250500        | 50 / 15               | 1875  | 2500  | -     | -     |
| 24275500        | 69 / 23               | 2063  | 2750  | -     | -     |
| 48600500        | 126 / 42              | -     | -     | -     | 6000  |
| 48500500        | 95 / 26               | -     | -     | -     | 5000  |
| 48450500        | 95 / 33               | -     | -     | -     | 4500  |
| 27450500        | 108 / 32              | -     | 3378  | 4500  | -     |
| 27350500        | 66 / 20               | -     | 2627  | 3500  | -     |
| 27300500        | 55 / 18               | -     | 2252  | 3000  | -     |
| 27250500        | 66 / 20               | -     | 1877  | 2500  | -     |
| <b>5/8" OD</b>  |                       |       |       |       |       |
| 24800625        | 75 / 25               | 6000  | 8000  | -     | -     |
| 24600625        | 72 / 24               | 4500  | 6000  | -     | -     |
| 24560625        | 76 / 25               | 4200  | 5600  | -     | -     |
| 24500625        | 70 / 25               | 3750  | 5000  | -     | -     |
| 24475625        | 79 / 26               | 3563  | 4750  | -     | -     |
| 24450625        | 66 / 22               | 3375  | 4500  | -     | -     |
| 24425625        | 70 / 23               | 3188  | 4250  | -     | -     |
| 24400625        | 75 / 23               | 3000  | 4000  | -     | -     |

| Order No.      | Stretch In. Max./Min. | Watts |       |       |       |
|----------------|-----------------------|-------|-------|-------|-------|
|                |                       | @208V | @240V | @277V | @480V |
| 24300625       | 58 / 20               | 2253  | 3000  | -     | -     |
| 24275625       | 57 / 18               | 2063  | 2750  | -     | -     |
| 48660625       | 129 / 43              | -     | -     | -     | 6600  |
| 48600625       | 103 / 34              | -     | -     | -     | 6000  |
| 48500625       | 66 / 20               | -     | -     | -     | 5000  |
| 27500625       | 75 / 20               | -     | 3753  | 5000  | -     |
| 27400625       | 99 / 33               | -     | 3003  | 4000  | -     |
| 27350625       | 60 / 20               | -     | 2627  | 3500  | -     |
| <b>3/4" OD</b> |                       |       |       |       |       |
| 24660750       | 73 / 24               | 4950  | 6600  | -     | -     |
| 24600750       | 63 / 20               | 4500  | 6000  | -     | -     |
| 24560750       | 63 / 20               | 4200  | 5600  | -     | -     |
| 24500750       | 60 / 20               | 3750  | 5000  | -     | -     |
| 24425750       | 57 / 19               | 3188  | 4250  | -     | -     |
| 24475750       | 66 / 22               | 3563  | 4750  | -     | -     |
| 24400750       | 54 / 18               | 3000  | 4000  | -     | -     |
| 24350750       | 50 / 16               | 2625  | 3500  | -     | -     |
| 24300750       | 44 / 14               | 2250  | 3000  | -     | -     |
| 24150750       | 62 / 21               | 1125  | 1500  | -     | -     |
| 27500750       | 64 / 17               | -     | 3753  | 5000  | -     |
| 27450750       | 79 / 23               | -     | 3378  | 4500  | -     |
| 27400750       | 81 / 27               | -     | 3003  | 4000  | -     |
| 27200750       | 62 / 21               | -     | 1501  | 2000  | -     |

**We carry products from the world's largest and best manufacturers.**

**Centralize your purchases with us!**



# Restring Kits



## RESTRING KITS

### Electric Heat

| Order No.              | kW       | Volts   | Application                  |
|------------------------|----------|---------|------------------------------|
| <b>Bryant</b>          |          |         |                              |
| NP7523                 | 5        | 240     | 960D Furnace                 |
| NP7523B2C              | 3        | 240     | 960D Furnace                 |
| NP544                  | 5.28     | 240     | Pkg. heat pump, all stages   |
| <b>Cadet</b>           |          |         |                              |
| NPF152C                | 1.5      | 240     | Wall heater                  |
| NPF302C                | 3        | 240     | Wall heater                  |
| <b>Carrier</b>         |          |         |                              |
| NP5332-4               | 5        | 240     | NP5332-4 Assembly            |
| NPGC401                | 4        | 240     | NPGC401 Assembly             |
| NP-EE0418C             | 5        | 240     | NP-EE0418C Assembly          |
| NP401404C              | 3.5      | 240     | Air handler                  |
| <b>Climatrol</b>       |          |         |                              |
| NP-9714C               | 10       | 240     | Furnace                      |
| <b>Climate Master</b>  |          |         |                              |
| NP634-02C              | 4        | 208     | 688634-02 Assembly           |
| <b>Coleman</b>         |          |         |                              |
| NP35-406C              | 5.6      | 240     | -                            |
| NP10-326C              | 5        | 240     | Furnace                      |
| NP806C                 | 5        | 240     | Furnace                      |
| NP2721C                | 15       | 240     | -                            |
| <b>Craft</b>           |          |         |                              |
| NP3201CF               | 1.5      | 115     | HE4004-04A/21-2662-06        |
| NP3202CF               | 2.5      | 230     | HE4001/21-2662-03            |
| NP3203CF               | 3        | 230     | HE4002-02A/21-2662-00        |
| NP3204CF               | 4        | 230     | HE4003/21-2662-02            |
| <b>Fedders</b>         |          |         |                              |
| NP1-15C                | 5        | 240     | 11-15-0112D-002 Assembly     |
| NP-12C                 | 3        | 240     | 19-12-0586-0001 Assembly     |
| NP9-15C                | 5        | 240     | 19-15-370D-024 Assembly      |
| NP0-35C                | 5        | 240     | 30-35-0023D-004/002 Assembly |
| NP-WX102C              | 9.6      | 240     | CWX102J1B Duct heater        |
| <b>Federal Pacific</b> |          |         |                              |
| NP1750M                | .75      | 120     | Wall heater                  |
| NP110M                 | 1        | 120     | Wall heater                  |
| NP115M                 | 1.5      | 120     | Wall heater                  |
| NP210M                 | 1        | 240     | Wall heater                  |
| NP215M                 | 1.5      | 240     | Wall heater                  |
| <b>Frigidaire</b>      |          |         |                              |
| NP73877C               | 3        | 208     | Commercial A/C               |
| <b>GE/Trane</b>        |          |         |                              |
| NP-H10C                | 3.22     | 230     | WJ70X361                     |
| NPY96C                 | 9.6      | 240     | Heat pumps                   |
| NPX243Z                | 5        | 240     | -                            |
| NP747-2C               | 5        | 265     | D55747-2 Assembly            |
| NP371-5C               | 3.5      | 230     | D68371-5 Assembly            |
| NP998-1C               | 3.5      | 230     | D68998-1 Assembly            |
| NP998-5C               | 5        | 230     | D68998-5 Assembly            |
| NP998-6C               | 5        | 265     | D68998-6 Assembly            |
| NPX77C                 | 3.4/2.77 | 230/208 | Zoneline heaters             |
| NPX37C                 | 3.4      | 240     | Zoneline heaters             |
| NPX40C                 | 5        | 240     | Zoneline heaters             |

| Order No.                | kW   | Volts   | Application                   |
|--------------------------|------|---------|-------------------------------|
| NPX42C                   | 3    | 265     | Zoneline heaters              |
| NPX79C                   | 3    | 230     | Zoneline heaters              |
| NPX80C                   | 3    | 230     | Zoneline heaters              |
| NPX100C                  | 5    | 265     | Zoneline heaters              |
| NPX230C                  | 3.4  | 240     | Zoneline heaters              |
| NPX361C                  | 3.22 | 230     | Zoneline heaters              |
| NPX379C                  | 3    | 230     | Zoneline heaters              |
| NPX380C                  | 3    | 230     | Zoneline heaters              |
| NPX10008                 | 3.5  | 240     | Zoneline heaters              |
| NPA3BC                   | 3.33 | 220     | Furnace                       |
| NP9300C                  | 12   | 240     | 21LJ-040A1C                   |
| <b>Janitrol</b>          |      |         |                               |
| NP50C                    | 4.8  | 240     | All furnaces                  |
| <b>Lennox</b>            |      |         |                               |
| NP314C                   | 5    | 480/277 | Furnace                       |
| <b>Miller/Intertherm</b> |      |         |                               |
| NP2248C                  | 4.8  | 240     | PBMC series air handlers      |
| NP2249C                  | 3.6  | 240     | PBMC series air handlers      |
| NP2250C                  | 4.8  | 240     | PBMC series air handlers      |
| NP2251C                  | 3.6  | 240     | PBMC series air handlers      |
| NP2252C                  | 4.8  | 240     | PBMC series air handlers      |
| NP2253C                  | 3.6  | 240     | PBMC series air handlers      |
| NP2254C                  | 4.8  | 240     | PBMC series air handlers      |
| NP2255C                  | 3.6  | 240     | PBMC series air handlers      |
| NP3251C                  | 4    | 240     | BIBM residential air handlers |
| NP3252C                  | 4    | 240     | BIBM residential air handlers |
| NP3277C                  | 5    | 240     | BIBM residential air handlers |
| NP3279C                  | 5    | 240     | BIBM residential air handlers |
| NP3311C                  | 5    | 240     | BIBM residential air handlers |
| NP3312C                  | 5    | 240     | BIBM residential air handlers |
| NP3313C                  | 5    | 240     | BIBM residential air handlers |
| NP3314C                  | 5    | 240     | BIBM residential air handlers |
| NO3315C                  | 5    | 240     | BIBM residential air handlers |
| NP3316C                  | 5    | 240     | BIBM residential air handlers |
| NP3246C                  | 5    | 240     | BIBM residential air handlers |
| NP3249C                  | 5    | 240     | BIBM residential air handlers |
| NPME-5C                  | 5    | 240     | HME package QISA heat pumps   |
| NPME-8C                  | 3.6  | 240     | HME package QISA heat pumps   |
| NPME-10C                 | 5    | 240     | HME package QISA heat pumps   |
| NPME-15C                 | 5    | 240     | HME package QISA heat pumps   |
| NP4946C                  | 4.8  | 240     | H3HK-005                      |
| NP4947C                  | 3.7  | 240     | H3HK-008                      |
| NP4948C                  | 5    | 240     | H3HK-010                      |
| NP4949C                  | 4.8  | 240     | H3HK-015                      |
| NP4950C                  | 5    | 240     | H3HK-020                      |
| NP15HA                   | 5    | 240     | NP15HA Assembly               |
| NP70004                  | 5    | 240     | 270004 Assembly               |
| <b>Rheem</b>             |      |         |                               |
| 48500435                 | 5    | 480     | RXSEAA40DD Package heat strip |
| <b>Westinghouse</b>      |      |         |                               |
| NP3H45C                  | 2    | 265     | Combination units             |
| NP3H46C                  | 3    | 265     | Combination units             |
| <b>York</b>              |      |         |                               |
| NPT-5                    | 5    | 235     | Furnace                       |
| NPT-6                    | 6    | 235     | Furnace                       |
| NPY276NF                 | 6    | 460     | 025-27709-705                 |
| NPY485PP                 | 5    | 480     | 025-30340-000                 |

- Electrolux & Frigidaire
- GE & Hotpoint
- Whirlpool & Maytag
- Cooking & Gas Products
- Dishwasher, Disposer & Water Heater
- Laundry
- Refrigeration
- Fittings, Venting & Installation
- Electrical
- Plumbing
- Property Maintenance
- Motors
- HVAC/R
- Chemicals
- Charging, Recovery & Welding
- Test Equip., Tools & Service Acc.

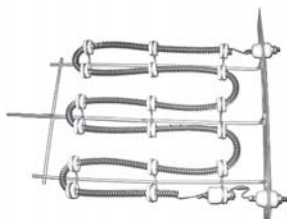
This information is provided "as is" without warranty of any kind by any person, including without limitation, the owner and the publisher.

# Elements, Heat Sequencers & Relays



## ELEMENTS

**Electric Heat**



240V.  
**No. HS5000.** Fits Climate control, First Company, Sundial and other air handlers.

| Order No.     | kW |
|---------------|----|
| <b>HS5000</b> | 5  |
| <b>HS6000</b> | 6  |

## HEAT SEQUENCERS


**Electric – NS Series**



For use in staging fan and/or heating elements in electric furnace, heat pump, air conditioning, gas furnace and commercial refrigeration applications. 30A resistive @240V or 23A resistive and 7 FLA or 23 FLA, 88 LRA @ 277V.

| Order No.     | Switches   | Make & Break      |                   |
|---------------|------------|-------------------|-------------------|
|               |            | Seconds           |                   |
|               |            | On                | Off               |
| <b>NS101</b>  | SPST       | 1 to 24           | 45 to 110         |
| <b>NS102</b>  | SPST       | 30 to 90          | 1 to 30           |
| <b>NS103</b>  | DPST       | 1 to 24           | 45 to 110         |
| <b>NS104</b>  | DPST       | 30 to 70          | 1 to 40           |
| <b>NS105</b>  | 3 switches | 1 to 24; 45 to 75 | 35 to 90; 1 to 30 |
| <b>NS106</b>  | 4 switches | 1 to 24; 45 to 75 | 30 to 70; 1 to 40 |
| <b>NS107</b>  | 5 switches | 1 to 110          | 1 to 110          |
| <b>NS211S</b> | DP/staged  | 30 to 90          | 1 to 40           |
| <b>NS212S</b> | DP/staged  | 1 to 25           | 50 to 110         |
| <b>NS246</b>  | DPST       | 1 to 60           | 1 to 45           |
| <b>NS247</b>  | SPDT       | 1 to 24           | 65 to 115         |
| <b>NS265</b>  | DPST       | 30 to 110         | 15 to 65          |

## TRANSFORMERS



Provides power source for control circuit in heating, air conditioning and refrigeration applications. Features color coded leads.  
**No. NT401.** Open construction with foot mount.  
**No. NT481.** Mult-mount design. Includes mounting plate and hardware.

| Order No.    | VA | Voltage     |           |
|--------------|----|-------------|-----------|
|              |    | Primary     | Secondary |
| <b>NT401</b> | 40 | 120/208/240 | 24        |
| <b>NT481</b> | 48 | 120/208/240 | 24/12/2.5 |

## FAN RELAYS



For use in fan motors.

| Order No.    | Coil Volts | No. Wires | Switch        |
|--------------|------------|-----------|---------------|
| <b>90290</b> | 24         | 4         | SPST NO       |
| <b>90293</b> | 24         | 5         | SPDT          |
| <b>90294</b> | 120        | 5         | SPDT          |
| <b>90295</b> | 208/230    | 5         | SPDT          |
| <b>90360</b> | 24         | 4         | SPST          |
| <b>90370</b> | 24         | 5         | SPDT          |
| <b>90372</b> | 120        | 5         | SPDT          |
| <b>90374</b> | 208/230    | 5         | SPDT          |
| <b>90380</b> | 24         | 6         | 2P-1 NO, 1 NC |
| <b>90382</b> | 120        | 6         | 2P-1 NO, 1 NC |
| <b>90384</b> | 208/230    | 6         | 2P-1 NO, 1 NC |

## SWITCHING RELAYS

For use in heat pump, heating and air conditioning, refrigeration, fan control and vending machine applications. Features double 1/4" quick connect terminals on coils and DPDT design. Measures 2-1/8" x 1-7/8" x 2-1/4". UL recognized.

| Order No.    | Coil Volts |
|--------------|------------|
| <b>90340</b> | 24         |
| <b>90341</b> | 110/120    |
| <b>90342</b> | 208/240    |



# Fan Switches, Thermal Cut-Offs, Fusible Link Assemblies & T-Stats



## FAN SWITCHES

### Automatic Reset



For use in warm air streams or in surface mounted applications. Closes on temperature rise to start delayed fan or hold on after shut down. 16 FLA, 60 LRA @ 240V. 30,000 cycles.

| Order No.     | Close Temp. °F | Open Temp. °F |
|---------------|----------------|---------------|
| <b>NFN110</b> | 110            | 90            |
| <b>NFN120</b> | 120            | 100           |
| <b>NFN130</b> | 130            | 100           |
| <b>NFN140</b> | 140            | 120           |
| <b>NFN150</b> | 150            | 130           |
| <b>NFN160</b> | 160            | 140           |
| <b>NFN180</b> | 180            | 160           |

## FAN SWITCHES

### Manual Reset



For use as secondary protective devices. Opens on temperature rise. UL and CSA listed.

| Order No.        | Desc.   |
|------------------|---|
| <b>NMR150-OD</b> | Open disc; 1 pole, 25A                              |
| <b>NMR175-CD</b> | Closed disc, 1 pole, 25A                            |
| <b>NMR130</b>    | Open disc, 1 Pole flush mount, 25A resistive @ 277V |
| <b>NMR220</b>    | Closed disc, 1 pole, 25A (manual reset)             |

## THERMAL CUT-OFFS

### In-Line



Provides protection against circuit overheating. Opens when operating temperature exceeds rated temperature. Rated at 22A up to 277V, resistive for heaters.

| Order No.     | Open Temp. °F |
|---------------|---------------|
| <b>NTC204</b> | 204           |
| <b>NTC227</b> | 227           |
| <b>NTC257</b> | 257           |
| <b>NTC283</b> | 283           |
| <b>NTC300</b> | 300           |
| <b>NTC333</b> | 333           |
| <b>NTC378</b> | 378           |
| <b>NTC438</b> | 438           |
| <b>NTC468</b> | 468           |

## FUSIBLE LINK ASSEMBLIES

### Face Plate



K Series



D Series

Rated at 22A up to 277V, resistive for heaters. **K Series.** Features round ceramic holder with mounting strap for connection to element terminal, and 1/4" quick connect.

**D Series.** Features tear drop ceramic holder with screw mounting hole at small end and (2) 1/4" quick connects.

| Order No.       | Open Temp. °F |
|-----------------|---------------|
| <b>K Series</b> |               |
| <b>NTCK204</b>  | 204           |
| <b>NTCK227</b>  | 227           |
| <b>NTCK257</b>  | 257           |
| <b>NTCK300</b>  | 300           |
| <b>NTCK333</b>  | 333           |
| <b>D Series</b> |               |
| <b>NTCD204</b>  | 204           |
| <b>NTCD227</b>  | 227           |
| <b>NTCD257</b>  | 257           |
| <b>NTCD300</b>  | 300           |
| <b>NTCD333</b>  | 333           |
| <b>NTCD378</b>  | 378           |
| <b>NTCD415</b>  | 415           |

## T-STATS

### Manual Rollout – 1/2"



Features SPST switch with manual reset and 1/4" vertical terminals. Measures 1/2".

| Order No.    | Cut Out |
|--------------|---------|
| <b>RL130</b> | 130     |
| <b>RL135</b> | 135     |
| <b>RL220</b> | 220     |
| <b>RL230</b> | 230     |
| <b>RL240</b> | 240     |
| <b>RL250</b> | 250     |
| <b>RL260</b> | 260     |
| <b>RL300</b> | 300     |
| <b>RL350</b> | 350     |

## T-STATS

### Automatic Rollout – 1/2"



Features SPST switch with automatic reset and 1/4" 45° terminals. Measures 1/2".

| Order No.    | Cut Out | Cut In |
|--------------|---------|--------|
| <b>LS140</b> | 140     | 100    |
| <b>LS145</b> | 145     | 105    |
| <b>LS150</b> | 150     | 110    |
| <b>LS155</b> | 155     | 115    |
| <b>LS160</b> | 160     | 120    |
| <b>LS165</b> | 165     | 125    |
| <b>LS170</b> | 170     | 130    |
| <b>LS175</b> | 175     | 135    |
| <b>LS180</b> | 180     | 140    |
| <b>LS200</b> | 200     | 160    |
| <b>LS250</b> | 250     | 200    |
| <b>LS255</b> | 255     | 205    |
| <b>LS265</b> | 265     | 215    |
| <b>LS275</b> | 275     | 225    |
| <b>LS285</b> | 285     | 235    |
| <b>LS295</b> | 295     | 245    |
| <b>LS300</b> | 300     | 250    |

Electrolux & Frigidaire

GE & Hotpoint

Whirlpool & Maytag

Cooking & Gas Products

Dishwasher, Disposer & Water Heater

Laundry

Refrigeration

Fittings, Venting & Installation

Electrical

Plumbing

Property Maintenance

Motors

HVAC/R

Chemicals

Charging, Recovery & Welding

Test Equip., Tools & Service Acc.

# Thermostats, Fan Blades & Pullers



## ADJUSTABLE THERMOSTATS



Features dial knob, and 1/4" quick connect terminals. Adjustable 40° range. 25A resistive @120V; 10A resistive @240V.

| Order No.       | Temp. Range °F |
|-----------------|----------------|
| <b>AT012</b>    | 135 to 175     |
| <b>AT013</b>    | 175 to 215     |
| <b>AT014</b>    | 210 to 250     |
| <b>AT015</b>    | 250 to 290     |
| Fan Thermostats |                |
| <b>AT021</b>    | 90 to 130      |
| <b>AT022</b>    | 140 to 180     |

## THERMOSTATS

### L Series



Closed disc design opens on temperature rise. Features 1/4" quick-connect terminals. SPST. Resistive heater load: 25 Amps @ 240V; 12.5 Amps @ 277V and 480V. UL recognized. CSA certified.

| Order No.   | Order No.   |
|-------------|-------------|
| <b>L120</b> | <b>L130</b> |
| <b>L140</b> | <b>L150</b> |
| <b>L155</b> | <b>L160</b> |
| <b>L165</b> | <b>L170</b> |
| <b>L180</b> | <b>L190</b> |
| <b>L200</b> | <b>L225</b> |
| <b>L230</b> | <b>L240</b> |
| <b>L250</b> | <b>L260</b> |
| <b>L290</b> | <b>L300</b> |
| <b>L320</b> | <b>L340</b> |



## FAN BLADES

### Aluminum – Hubless



| Order No.     | Pitch ° | Dia. In. |
|---------------|---------|----------|
| CW Rotation   |         |          |
| <b>A61101</b> | 21      | 6        |
| <b>A63607</b> | 30      | 6        |
| <b>A61608</b> | 30      | 6-3/4    |
| <b>A63474</b> | 21      | 7        |
| <b>A61103</b> | 25      | 7        |
| <b>A63707</b> | 31      | 7        |
| <b>A63100</b> | 22      | 7-3/4    |
| <b>A63476</b> | 23      | 8        |
| <b>A63806</b> | 22      | 8        |
| <b>A63807</b> | 30      | 8        |
| <b>A61807</b> | 30      | 8-3/4    |
| <b>A63906</b> | 25      | 9        |
| <b>A63907</b> | 25      | 9        |
| <b>A61480</b> | 28      | 10       |
| <b>A63126</b> | 25      | 10       |
| <b>A61108</b> | 30      | 10       |
| CCW Rotation  |         |          |
| <b>A61102</b> | 21      | 6        |
| <b>A63617</b> | 30      | 6        |
| <b>A67523</b> | 30      | 6-3/4    |
| <b>A61618</b> | 21      | 6-3/4    |
| <b>A61104</b> | 25      | 7        |
| <b>A63717</b> | 31      | 7        |
| <b>A77552</b> | 40      | 7-3/4    |
| <b>A65751</b> | 22      | 7-3/4    |
| <b>A85250</b> | 50      | 8        |
| <b>A63816</b> | 22      | 8        |
| <b>A63817</b> | 30      | 8        |
| <b>A61817</b> | 30      | 8-3/4    |
| <b>A63916</b> | 25      | 9        |
| <b>A63917</b> | 30      | 9        |
| <b>A63116</b> | 25      | 10       |
| <b>A63117</b> | 30      | 10       |



## HUBS

### Fan Blade & Blower Wheel



Includes set and mounting screws.

| Order No.        | Bore Sz. In. | No. Screws. |
|------------------|--------------|-------------|
| <b>H60765801</b> | 1/4          | 1           |
| <b>H60765802</b> | 5/16         | 1           |
| <b>H60765803</b> | 3/8          | 1           |
| <b>H60765804</b> | 1/2          | 2           |
| <b>H60765805</b> | 5/8          | 2           |
| <b>H60765806</b> | 3/4          | 2           |

## PULLERS

### Fan Blade & Blower Wheel



| Order No.     | Desc.                           |
|---------------|---------------------------------|
| <b>A89000</b> | Fan blade & blower wheel puller |



## HUB PULLERS



For use in pulling off fan blades and blower wheels. Features heavy steel construction, hardened chrome moly and 5/8" steel center shaft. Bar top for easy gripping with wrench. Hardened steel fingers remove fan blades with inaccessible hubs. Includes alignment tool

| Order No.     | Desc.      |
|---------------|------------|
| <b>MA-FB2</b> | Hub puller |



# Heat Sequencers, Fan Controls & Relays



## HEAT SEQUENCERS



Solid state design with quick-connect terminals and full-load rated auxiliary contacts. Shock and vibration resistant. Mounts in any position. Rated to 25 Amps at 120V or 240V; 12.5 Amps at 480V. Operating temperature: -50°F to 165°F. UL and CSA recognized.

| Order No.        | Timings | Switches | Type        | Replaces  |
|------------------|---------|----------|-------------|---|
| <b>HS24A341</b>  | 1       | 1        | SPST        | Diversitech DGS101, Gemline GS101, Klixon 60000AOM, Mars 33241, White-Rodgers 24A34-1 |
| <b>HS24A342</b>  | 1       | 1        | SPST        | Diversitech DGS102, Gemline GS102, Klixon A012, Mars 33242, White-Rodgers 24A34-2     |
| <b>HS24A343</b>  | 1       | 2        | DPDT        | Diversitech DGS103, Gemline GS103, Klixon E017, Mars 33244, White-Rodgers 24A34-3     |
| <b>HS24A344</b>  | 1       | 2        | DPDT        | Diversitech DGS104, Gemline GS104, Klixon 51172-22, Mars 33245, White-Rodgers 24A34-4 |
| <b>HS24A345</b>  | 2       | 3        | DPDT-SPST   | Diversitech DGS105, Gemline GS105, Klixon 51172-32, Mars 33232, White-Rodgers 24A34-5 |
| <b>HS24A346</b>  | 2       | 4        | 2-DPDT      | Diversitech DGS106, Gemline GS106, Klixon 51172-33, Mars 33233, White-Rodgers 24A34-6 |
| <b>HS24A3414</b> | 4       | 5        | 2-DPDT-SPST | Diversitech DGS107, Gemline GS107, Klixon 51172-131-5 White-Rodgers 24A34-14          |

## FAN CONTROL CENTERS



Features color coded leads, primary lead connections and secondary terminal board connections. UL listed

| Order No.      | Volts       | Relay     | Replaces                          |
|----------------|-------------|-----------|-----------------------------------|
| <b>FC90112</b> | 120         | DPDT      | White-Rodgers 90-112              |
| <b>FC90113</b> | 120         | SPDT      | Mars 24013, White-Rodgers 90-113  |
| <b>FC90118</b> | 120         | SPNO/SPNC | Mars 24012, White-Rodgers 90-118E |
| <b>FC90119</b> | 208-240     | SPDT      | Mars 24022, White-Rodgers 90-119  |
| <b>FC90130</b> | 120/208-240 | DPDT      | Mars 24010, White-Rodgers 90-130  |

## HEAT SEQUENCERS

Features 1 to 24 second delay on and 15 to 75 second delay off. Replaces Goodman B1370738, Mars 33247, Napco NS247, Supco Q108, Klixon COM-21.

| Order No.      | Volts | Type            |
|----------------|-------|-----------------|
| <b>HS33247</b> | 24    | SPDT 1 & 3 N.O. |

## ELECTRIC HEATER RELAYS



For use with AMF heaters in ICP air handlers. Features 22V DC coil and 395V continuous coil voltage. Replaces ICP 111001922 & ICP 1084529.

| Order No.     | Pick-Up |      | Drop Out | Replaces                |
|---------------|---------|------|----------|-------------------------|
|               | Min.    | Max. | Max.     |                         |
| <b>PR1922</b> | 215     | 225  | 120      | ICP 111001922 & 1084529 |

Electrolux & Frigidaire

GE & Hotpoint

Whirlpool & Maytag

Cooking & Gas Products

Dishwasher, Disposer & Water Heater

Laundry

Refrigeration

Fittings, Venting & Installation

Electrical

Plumbing

Property Maintenance

Motors

HVAC/R

Chemicals

Charging, Recovery & Welding

Test Equip., Tools & Service Acc.



# Restring Kits & Hot Surface Igniters



## RESTRING COIL KITS



11/32" OD



5/8" OD

For use in electric heating applications. Includes terminal insulators, screws, washers and nuts.

| Order No. | Watts                                 |       |
|-----------|---------------------------------------|-------|
|           | @ 240V                                | @208V |
|           | <b>11/32" OD</b>                      |       |
| PH500     | 5000                                  | 3750  |
| PH501     | 3500                                  | 2625  |
| PH502     | 2000                                  | 1500  |
| PH503     | 2500                                  | 1875  |
| PH505     | 4500                                  | 3375  |
| PH506     | 4000                                  | 3000  |
| PH507     | 3000                                  | 2250  |
| PH512     | 4750                                  | 3563  |
| PH516     | 4666                                  | 3500  |
| PH520     | 6600                                  | 4950  |
| PH534     | 6000                                  | 4500  |
| PH556     | 3300                                  | 2475  |
|           | <b>5/8" OD – 1/4" Spade Connector</b> |       |
| PH500FC   | 5000                                  | 3750  |
| PH506FC   | 4000                                  | 3000  |
| PH501FC   | 3500                                  | 2625  |
| PH5014FC  | 3500                                  | 2625  |
|           | <b>5/8" OD – Bolt Connector</b>       |       |
| PH500FCB  | 5000                                  | 3750  |
| PH506FCB  | 4000                                  | 3000  |
| PH501FCB  | 3500                                  | 2625  |

**Our customer service department has the answers you need!**

## HOT SURFACE IGNITERS

Flat



IG1401



IG1402

| Order No. | Desc.  | Replaces   |
|-----------|--|--|
| IG1401    | 5.5" and 9" Leads w/ connectors; includes gasket         | Amana 10041601, B1336102 & D99182, Robertshaw 41-401, White-Rodgers 767A-309 & 767A-356, Trianco-Heatermaker IG1401  |
| IG1402    | 19" Leads w/ wire nuts                                   | Armstrong 38322B001, Clare IG1402 / IG1402, DMO 20834 / 26789, Dornback 271W, Rheem 62-22441-01, Robertshaw 41-402, Trane 340039P01 & IGN23, Williamson 09050  |
| IG1403    | 5.5" Leads w/ wire nuts                                  | Raypak 600915, Snyder General 1380654, Trane B138196P01, IGN26 & IGN30, Robertshaw 41-403, Weil McLain 511-330-193   |
| IG1405    | 5.5" Leads w/ wire nuts and 12" Leads w/ connector       | Robertshaw 41-405, White-Rodgers 767A-361, York 025-27766-00, 025-27774-000 & 025-29043-000  |
| IG1406    | 11" Leads w/ wire nuts; includes gasket                  | Glowcore HSRK-7, Lochinvar PLT2400, Spiral Igniter FY009, Robertshaw 41-406, Weil McLain 511-330-188   |
| IG1407    | 5.5" Leads w/ connector                                  | Trane B144676P02 & IGN 30, Robertshaw 41-407   |
| IG1408    | 5.5" Leads w/ connector                                  | Rheem 62-22868-92, Trane B340039P01, Robertshaw 41-408   |
| IG1409    | 5.5" Leads w/ connector                                  | Carrier LH33ZS001, IG1409, LH33ZS003 & LH33ZS004<br>Ducane 20015201, Snyder General 1380672 & 1380680, Trane IGN26, Robertshaw 41-409, Weil McLain 511-330-139 |
| IG1410    | 5.5" Leads w/ connector                                  | Trane B144676P01, Robertshaw 41-410  |
| IG1411    | Includes bracket and connector                           | Rheem 62-22868-82, Robertshaw 41-411   |
| IG1412    | 5.5" Leads w/ connector                                  | ICP 1009604, Norton 271NM, Robertshaw 41-412   |
| IG1414    | 5.5" Leads w/ connector; includes brackets and wire nuts | Robertshaw 41-414  |
| IG1121    | 5.5" Leads w/ connector; includes mounting bracket       | Goodman B1401015, Modine 5H075032B   |

# Hot Surface Igniters & Switch Kits



## HOT SURFACE IGNITERS

### Silicone Nitride



For use in furnaces, boilers and pool or water heaters.

### Hot Surface Igniters

| Order No.      | Volts | Desc.                    | Replaces   |
|----------------|-------|--------------------------|--|
| <b>IG9500</b>  | 24    | Silicone nitride         | ICP 1009524 & 1149856, Honeywell Q3400A1016, Q3400A1024, Q3400A1040, Q3450, Q3480 & Q3620, Supco SSN24, Igniters Direct "SMART LITE"   |
| <b>IG1401N</b> | 120   | Special flat glo-stix    | Amana 10041601, B1336102 & D99182, Norton 201A & 271A, Robertshaw 441-401, White-Rodgers 767A-309 & 767A-356   |
| <b>IG1090N</b> | 120   | Universal flat glo-stix  | Norton 101M, 201D, 201K, 201L, 201M, 201N, 201P, 201W, 271, 271D, 271M, 271N, 271NM, 271P, 271R, 271RS & 271W, Robertshaw 41-238, 41-242, 41-402, 41-403, 41-404, 41-405, 41-407, 41-408, 41-409, 41-410, 41-411, 41-412, 41-414 & 41-1090 |
| <b>IG1000N</b> | 120   | Universal round glo-stix | Norton 201, 201D, 201J, 201K, 201L, 201M, 201N, 201R, 201W, 201Y, 271, 271D, 271M, 271N, 271NM, 271P, 271W & 271Y, Robertshaw 41-402, 41-403, 41-404, 41-405, 41-406, 41-407, 41-408, 41-409, 41-410, 41-411, 41-412, 41-413 & 41-414      |

### Flame Sensors

For use in hot surface ignition systems. Mounts remotely on multiple burners or adjacent to ignitor on other applications. Features single rod and 3" probe length.

| Order No.     | Desc.                         | Replaces                                    |
|---------------|-------------------------------|---|
| <b>PFS401</b> | 30" Lead w/ female connection | 31380679, Mars 67970, White-Rodgers 760-401 |
| <b>PFS802</b> | 1/4" Male connection          | York 025-27773-700                          |

## SWITCH KITS

### Air Pressure Sensing



For use in residential and light commercial furnace, duct heater, oven or energy management applications. Mounts with diaphragm in any vertical plane.

### Switch Kits

| Order No.               | Range In. WC | Operating Temp. °F | Contact                      | Connection   |
|-------------------------|--------------|--------------------|------------------------------|--|
| <b>Field Adjustable</b> |              |                    |                              |  |
| <b>PS000</b>            | .10 to 10    | -40 to 190         | SPDT                         | 1/4" quick connect terminals                                     |
| <b>PS495</b>            | .20 to 1     | -40 to 190         | SPDT                         | Male 90° quick connect terminals                                 |
| <b>PS498</b>            | 1 to 4       | -40 to 190         | SPDT                         | Male 90° quick connect terminals                                 |
| <b>PS222</b>            | .05 to 12    | -40 to 180         | SPDT                         | Screw top terminals w/ cup washers                               |
| <b>PS400</b>            | .15 to 5     | -40 to 180         | SPDT                         | Screw terminals w/ cup washers                                   |
| <b>PS415</b>            | .15 to 5     | -40 to 180         | SPST-NO;<br>SPST-NC;<br>SPDT | 1/4" 90° quick connect terminals; screw terminals w/ cup washers |
| <b>Fixed Set Point</b>  |              |                    |                              |  |
| <b>PS221</b>            | .05 to 0.02  | -40 to 180         | SPDT                         | 1/4" Male 90° quick connect terminals                            |

\* Manual reset.

### Accessories

| Order No.    | Desc.  |
|--------------|--|
| <b>PS606</b> | Universal air flow sample probe and tubing kit |

**Let us be the  
first stop for all your  
product needs!**

Electrolux  
& Frigidaire

GE  
& Hotpoint

Whirlpool  
& Maytag

Cooking  
& Gas  
Products

Dishwasher,  
Disposer &  
Water Heater

Laundry

Refrigeration

Fittings,  
Venting &  
Installation

Electrical

Plumbing

Property  
Maintenance

Motors

HVAC/R

Chemicals

Charging,  
Recovery  
& Welding

Test Equip.,  
Tools &  
Service Acc.

# Lighting Capacitors & Transformers



## LIGHTING CAPACITORS



Oil Filled

Dry AC Film

For use in high intensity discharge (HID) and high voltage ballast applications. Metallized polypropylene film construction with endsprayed with ZINC. RoHS compliant. UL and CSA recognized.

**Oil Filled.** Features epoxidized soybean oil fill. Operating temperature to 90°F. 50/60 Hz.

**Dry AC Film.** Features epoxy fill, round plastic case 8" L, 18 AWG standard copper wire leads with UL listed insulation. Operating temperature to 105°F.

| Order No.                  | MFD | Volts | Dim. In.                 |
|----------------------------|-----|-------|--------------------------|
| <b>Oil Filled – Round</b>  |     |       |                          |
| <b>PLCR10400W</b>          | 10  | 400   | 1.75 Dia. x 2.38 H       |
| <b>PLCR15400W</b>          | 15  | 400   | 1.75 Dia. x 2.88 H       |
| <b>PLCR24400W</b>          | 24  | 400   | 1.75 Dia. x 3.75 H       |
| <b>Oil Filled – Oval</b>   |     |       |                          |
| <b>PLCO10400W</b>          | 10  | 400   | 2.75 H x 2.5 W x 1.5 D   |
| <b>PLCO15400W</b>          | 15  | 400   | 2.75 H x 2.75 W x 1.75 D |
| <b>PLCO24400W</b>          | 24  | 400   | 3.13 H x 2.75 W x 1.75 D |
| <b>PLCO24480W</b>          | 24  | 480   | 3.88 H x 2.75 W x 1.75 D |
| <b>PLCO26525W</b>          | 26  | 525   | 4.25 H x 2.75 W x 1.75 D |
| <b>PLCO35330W</b>          | 35  | 330   | 3.13 H x 2.75 W x 1.75 D |
| <b>Dry AC Film – Round</b> |     |       |                          |
| <b>PLCR7330D</b>           | 7   | 330   | 1.18 Dia. x 2.68 H       |
| <b>PLCR10300D</b>          | 10  | 300   | 1.58 Dia. x 2.68 H       |
| <b>PLCR10330D</b>          | 10  | 330   | 1.58 Dia. x 2.68 H       |
| <b>PLCR10400D</b>          | 10  | 400   | 1.58 Dia. x 3.62 H       |
| <b>PLCR12330D</b>          | 12  | 330   | 1.58 Dia. x 2.68 H       |
| <b>PLCR15400D</b>          | 15  | 400   | 1.58 Dia. x 3.62 H       |
| <b>PLCR24400D</b>          | 24  | 400   | 1.77 Dia. x 4.61 H       |
| <b>PLCR55240D</b>          | 55  | 240   | 1.77 Dia. x 3.62 H       |

**Our pledge is  
dedication to outstanding  
customer service.**

## TRANSFORMERS

### Class II – Foot Mount



Wire Lead & Terminal Connection



Wire Lead Connection



Terminal Connection

Replaces models with equal or lower VA rating. UL listed.

| Order No.                                  | Volts           | Output VA | Replaces                        |
|--|-----------------|-----------|---------------------------------|
| <b>Wire Lead &amp; Terminal Connection</b> |                 |           |                                 |
| <b>PF12416</b>                             | 120             | 10        | UET10A                          |
| <b>PF24200</b>                             | 120             | 20        | –                               |
| <b>PF113</b>                               | 120             | 40        | 90-113 Fan Center Transformer   |
| <b>Wire Lead Connection</b>                |                 |           |                                 |
| <b>PF42420</b>                             | 120/208-240     | 20        | Jard 2031F, UET114              |
| <b>PF105</b>                               | 120/208-240     | 40        | UET105                          |
| <b>PF4031VM</b>                            | 120             | 40        | Jard 4031VM                     |
| <b>PF12440</b>                             | 120             | 40        | Jard 4011F, Mars 50352          |
| <b>PF22440</b>                             | 240             | 40        | Jard 4021F, Mars 50353          |
| <b>PF42440</b>                             | 120/208-240     | 40        | Jard 4031F, Mars 50203, UET 115 |
| <b>PF32440</b>                             | 120/208-240     | 40        | Jard 4032F, UET 101             |
| <b>PF27440</b>                             | 277             | 40        | Jard 40271F                     |
| <b>PF40350</b>                             | 120/208-240     | 50        | Jard 5031F, Mars 44508          |
| <b>PF42450</b>                             | 120/208-240/480 | 50        | Jard 5041C, Mars 50327          |
| <b>PF52460</b>                             | 120/208-240     | 60        | Jard 6041C, UET160              |
| <b>PF52475</b>                             | 120/208-240/480 | 75        | Jard 7541C, Mars 50321, UET179R |
| <b>PF52475F</b>                            | 120/208-240/480 | 75        | Jard 7541M, UET175              |
| <b>PF524100</b>                            | 120/208-240/480 | 100       | Jard 10041C, Mars 50341         |
| <b>Terminal Connection</b>                 |                 |           |                                 |
| <b>PF40224</b>                             | 208-240         | 40        | –                               |
| <b>PF4031OEM</b>                           | 120/208-240     | 40        | Jard 4031OEM, Mars 44517        |

# Transformers & Magnetic Contactors



## TRANSFORMERS

### Class II – Multi-Mount



Wire Lead & Terminal Connection



Wire Lead Connection

Replaces models with equal or lower VA rating. Features 1/2" conduit hub for electrical knockout mounting. Includes 4-1/4" x 4-1/4" mounting plate. UL listed.

| Order No.                                  | Volts           | Output VA | Replaces                        |
|--|-----------------|-----------|---------------------------------|
| <b>Wire Lead &amp; Terminal Connection</b> |                 |           |                                 |
| <b>PM12040</b>                             | 120             | 40        | Mars 50305                      |
| <b>PM44450</b>                             | 120/208-240     | 50        | Jard 5031M, Mars 50314, UET 150 |
| <b>Wire Lead Connection</b>                |                 |           |                                 |
| <b>PM12440</b>                             | 120             | 40        | Jard 4011M, Mars 50302, UET 112 |
| <b>PM32440</b>                             | 208-240         | 40        | Jard 4021M, Mars 50303, UET 113 |
| <b>PM42440</b>                             | 120/208-240     | 40        | Jard 4031M, Mars 50304          |
| <b>PM43440</b>                             | 120/208-240     | 40        | UET 111                         |
| <b>PM43448</b>                             | 120/208-240     | 48        | Mars 50333                      |
| <b>PM43450</b>                             | 120/208-240     | 50        | Jard 5032M                      |
| <b>PM7541MCB</b>                           | 120/208-240/480 | 75        | Jard 7541MCB                    |
| <b>PM10048P</b>                            | 208-240/480     | 100       | Jard 10048P, Mars 50381         |

## MAGNETIC CONTACTORS



1-Pole



3-Pole

For use with devices up to 600V AC. Coils feature class B insulation. Includes lug, spade terminals and covers. 50/60 Hz. UL and CUL approved.

| Order No.     | Full Load Inductive Amps | Locked Rotor Amps 240/480/600 | Resistive Amps | Coil Volts |
|---------------|--------------------------|-------------------------------|----------------|------------|
| <b>1-Pole</b> |                          |                               |                |            |
| <b>C125A</b>  | 25                       | 150/125/100                   | 30             | 24         |
| <b>C125B</b>  | 25                       | 150/125/100                   | 30             | 120        |

| Order No.     | Full Load Inductive Amps | Locked Rotor Amps 240/480/600 | Resistive Amps | Coil Volts |
|---------------|--------------------------|-------------------------------|----------------|------------|
| <b>C125C</b>  | 25                       | 150/125/100                   | 30             | 208-240    |
| <b>C130A</b>  | 30                       | 180/150/125                   | 40             | 24         |
| <b>C130B</b>  | 30                       | 180/150/125                   | 40             | 120        |
| <b>C130C</b>  | 30                       | 180/150/125                   | 40             | 208-240    |
| <b>C140A</b>  | 40                       | 200/160/120                   | 50             | 24         |
| <b>C140B</b>  | 40                       | 200/160/120                   | 50             | 120        |
| <b>C140C</b>  | 40                       | 200/160/120                   | 50             | 208-240    |
| <b>2-Pole</b> |                          |                               |                |            |
| <b>C220A</b>  | 20                       | 120/100/80                    | 30             | 24         |
| <b>C220B</b>  | 20                       | 120/100/80                    | 30             | 120        |
| <b>C220C</b>  | 20                       | 120/100/80                    | 30             | 208-240    |
| <b>C225A</b>  | 25                       | 150/125/100                   | 35             | 24         |
| <b>C225B</b>  | 25                       | 150/125/100                   | 35             | 120        |
| <b>C225C</b>  | 25                       | 150/125/100                   | 35             | 208-240    |
| <b>C230A</b>  | 30                       | 180/150/120                   | 40             | 24         |
| <b>C230B</b>  | 30                       | 180/150/120                   | 40             | 120        |
| <b>C230C</b>  | 30                       | 180/150/120                   | 40             | 208-240    |
| <b>C230D*</b> | 30                       | 180/150/120                   | 40             | 208-240    |
| <b>C240A</b>  | 40                       | 200/160/120                   | 50             | 24         |
| <b>C240B</b>  | 40                       | 200/160/120                   | 50             | 120        |
| <b>C240C</b>  | 40                       | 200/160/120                   | 50             | 208-240    |
| <b>3-Pole</b> |                          |                               |                |            |
| <b>C325A</b>  | 25                       | 150/125/100                   | 35             | 24         |
| <b>C325B</b>  | 25                       | 150/125/100                   | 35             | 120        |
| <b>C325C</b>  | 25                       | 150/125/100                   | 35             | 208-240    |
| <b>C330A</b>  | 30                       | 180/150/120                   | 40             | 24         |
| <b>C330B</b>  | 30                       | 180/150/120                   | 40             | 120        |
| <b>C330C</b>  | 30                       | 180/150/120                   | 40             | 208-240    |
| <b>C340A</b>  | 40                       | 240/200/160                   | 50             | 24         |
| <b>C340B</b>  | 40                       | 240/200/160                   | 50             | 120        |
| <b>C340C</b>  | 40                       | 240/200/160                   | 50             | 208-240    |
| <b>C350A</b>  | 50                       | 300/250/200                   | 65             | 24         |
| <b>C350B</b>  | 50                       | 300/250/200                   | 65             | 120        |
| <b>C350C</b>  | 50                       | 300/250/200                   | 65             | 208-240    |
| <b>C360A</b>  | 60                       | 360/300/240                   | 75             | 24         |
| <b>C360B</b>  | 60                       | 360/300/240                   | 75             | 120        |
| <b>C360C</b>  | 60                       | 360/300/240                   | 75             | 208-240    |
| <b>C375A</b>  | 75                       | 450/375/300                   | 90             | 24         |
| <b>C375B</b>  | 75                       | 450/375/300                   | 90             | 120        |
| <b>C375C</b>  | 75                       | 450/375/300                   | 90             | 208-240    |
| <b>C390A</b>  | 90                       | 540/450/360                   | 120            | 24         |
| <b>C390B</b>  | 90                       | 540/450/360                   | 120            | 120        |
| <b>C390C</b>  | 90                       | 540/450/360                   | 120            | 208-240    |
| <b>4-Pole</b> |                          |                               |                |            |
| <b>C430A</b>  | 30                       | 180/150/120                   | 40             | 24         |
| <b>C430B</b>  | 30                       | 180/150/120                   | 40             | 120        |
| <b>C430C</b>  | 30                       | 180/150/120                   | 40             | 208-240    |
| <b>C440A</b>  | 40                       | 240/200/160                   | 50             | 24         |
| <b>C440B</b>  | 40                       | 240/200/160                   | 50             | 120        |
| <b>C440C</b>  | 40                       | 240/200/160                   | 50             | 208-240    |

\* Spade terminals and cover only.

Electrolux & Frigidaire

GE & Hotpoint

Whirlpool & Maytag

Cooking & Gas Products

Dishwasher, Disposer & Water Heater

Laundry

Refrigeration

Fittings, Venting & Installation

Electrical

Plumbing

Property Maintenance

Motors

HVAC/R

Chemicals

Charging, Recovery & Welding

Test Equip., Tools & Service Acc.

# Contactors & Auxiliary Switches



## CONTACTORS



Meets ARI 780/790 standard. 24V coil voltage. OEM approved

| Order No.      | Poles | F/L<br>Inductive<br>Amps | Resistive<br>Amps | Locked Rotor Amps<br>240/277/480/600 | Replaces                      |
|----------------|-------|--------------------------|-------------------|--------------------------------------|-------------------------------|
| <b>TMX130A</b> | 1     | 30                       | 40                | 180/150/120                          | Furnas 45EG10AJA & Mars 61320 |
| <b>TMX230A</b> | 2     | 30                       | 40                | 180/150/120                          | Furnas 42BF15AJ & Mars 61425  |
| <b>TMX240A</b> | 2     | 40                       | 50                | 240/200/160                          | Furnas 42CF15AJ & Mars 61440  |
| <b>TMX330A</b> | 3     | 30                       | 40                | 180/150/120                          | Furnas 42BF35AJ & Mars 61430  |
| <b>TMX340A</b> | 3     | 40                       | 50                | 240/200/160                          | Furnas 42CF35AJ & Mars 61445  |

## AUXILIARY SWITCHES



P6S



P8S & P9S



MI1



AC3

| Order No.   | Amps  | Desc.                |
|-------------|-------|----------------------|
| <b>P6S</b>  | 30-40 | SPDT                 |
| <b>P7S</b>  | 30-40 | SPDT                 |
| <b>P8S</b>  | 50-60 | SPDT                 |
| <b>P9S</b>  | 70-90 | SPDT                 |
| <b>MI1</b>  | 20-40 | Mechanical interlock |
| <b>AC3</b>  | 20-60 | NDNC                 |
| <b>P38K</b> | -     | Includes P8S & AC3   |



# Relays & Relay Overloads



## FAN RELAYS



For use with switching solenoids and fan motors. Features 1/4" quick connect terminals. 18 Amps res. 12 FLA/60 LRA @ 125V; 8 FLA/48 LRA @ 250V.

| Order No. | Desc.        | Coil Volts AC | Replaces                |
|-----------|--------------|---------------|-------------------------|
| PR290Q    | SPST-NO      | 24            | Mars 90290, RBM 90-290Q |
| PR291Q    | SPST-NO      | 120           | Mars 90291, RBM 90-291Q |
| PR292Q    | SPST-NO      | 240           | Mars 90292, RBM 90-292Q |
| PR293Q    | SPDT         | 24            | Mars 90293, RBM 90-293Q |
| PR294Q    | SPDT         | 120           | Mars 90294, RBM 90-294Q |
| PR295Q    | SPDT         | 240           | Mars 90295, RBM 90-295Q |
| PR360     | SPST-NO      | 24            | Mars 90360, RBM 90-360  |
| PR362     | SPST-NO      | 120           | Mars 90362, RBM 90-362  |
| PR370     | SPDT         | 24            | Mars 90370, RBM 90-370  |
| PR372     | SPDT         | 120           | Mars 90372, RBM 90-372  |
| PR374     | SPDT         | 240           | Mars 90374, RBM 90-374  |
| PR380     | SPST NO + NC | 24            | Mars 90380, RBM 90-380  |
| PR382     | SPST NO + NC | 120           | Mars 90382, RBM 90-382  |
| PR384     | SPST NO + NC | 240           | Mars 90384, RBM 90-384  |

## SWITCHING RELAYS



For use on heat pumps, vending machines, fans and in heating and air conditioning applications. DPDT switch with power terminal 1-2-3 and 4-5-6.

| Order No. | Coil Volts | Replaces               |
|-----------|------------|------------------------|
| PR340     | 24         | Mars 90340, RBM 90-340 |
| PR341     | 110/120    | Mars 90341, RBM 90-341 |
| PR342     | 208-240    | Mars 90342, RBM 90-342 |
| PR343     | 24         | -                      |
| PR344     | 110/120    | -                      |
| PR345     | 208-240    | -                      |

## RELAY OVERLOADS



For replacement of relay and overload combinations on 1/8 through 1/3 HP compressores. 115V. 50/60 Hz.

| Order No. | HP          |
|-----------|-------------|
| RO15      | 1/8 to 1/5  |
| RO13      | 1/4 and 1/3 |

**We appreciate your business!**

- Electrolux & Frigidaire
- GE & Hotpoint
- Whirlpool & Maytag
- Cooking & Gas Products
- Dishwasher, Disposer & Water Heater
- Laundry
- Refrigeration
- Fittings, Venting & Installation
- Electrical
- Plumbing
- Property Maintenance
- Motors
- HVAC/R
- Chemicals
- Charging, Recovery & Welding
- Test Equip., Tools & Service Acc.

# Potential Relays & Pressure Controls



## POTENTIAL RELAYS



Features continuous duty and class B insulation. Temperature range: 40°F to 130°F. Nominal VA 5; Inrush VA 10.

| Order No. | Pick Up |      | Drop Out Max. | Coil        |         |      | Replaces                        |
|-----------|---------|------|---------------|-------------|---------|------|---------------------------------|
|           | Min.    | Max. |               | Cont. Volts | DC Res. | MA   |                                 |
| PR9026    | 180     | 195  | 100           | 395         | 7147    | 12.7 | Mars 19008, White-Rodgers 90-26 |
| PR9063    | 140     | 153  | 65            | 170         | 1399    | 29   | Mars 19002, White-Rodgers 90-63 |
| PR9064    | 245     | 275  | 140           | 395         | 7147    | 12.7 | Mars 19003, White-Rodgers 90-64 |
| PR9065    | 171     | 184  | 90            | 336         | 5180    | 15   | Mars 19004, White-Rodgers 90-65 |
| PR9066    | 208     | 239  | 130           | 395         | 7147    | 12.7 | Mars 19005, White-Rodgers 90-66 |
| PR9067    | 300     | 328  | 121           | 420         | 10,000  | 12   | Mars 19006, White-Rodgers 90-67 |
| PR9068    | 323     | 352  | 135           | 495         | 11,950  | 10   | Mars 19007, White-Rodgers 90-68 |
| PR9071    | 223     | 252  | 150           | 420         | 10,000  | 12   | Mars 19010, White-Rodgers 90-71 |
| PR9169    | 180     | 193  | 105           | 332         | 5600    | 12   | Mars 19169, White-Rodgers 90-69 |

## PRESSURE CONTROLS



For use in residential air conditioning and commercial refrigeration applications. Features hermetically sealed, tamper-proof construction and 18" leads. Mounts directly on tubing. Contacts rated at 6 Amps, 24-240V. UL and CSA recognized.

| Order No.                       | PSI  |       | Replaces        |
|---------------------------------|------|-------|-----------------|
|                                 | Open | Close |                 |
| <b>Low Pressure – ± 5 PSI</b>   |      |       |                 |
| PLP0520                         | 5    | 20    | Supco SLP0520   |
| PLP1025                         | 10   | 25    | Supco SLP1025   |
| PLP1535                         | 15   | 35    | Supco SLP1535   |
| PLP2550                         | 25   | 50    | Supco SLP2550   |
| PLP2565                         | 25   | 65    | Supco SLP2565   |
| PLP2580                         | 25   | 80    | Supco SLP2580   |
| PLP4080                         | 40   | 80    | Supco SLP4080   |
| PLP5090                         | 50   | 90    | Supco SLP5090   |
| <b>High Pressure – ± 15 PSI</b> |      |       |                 |
| PHP200150                       | 200  | 150   | Supco SHP200150 |
| PHP250150                       | 250  | 150   | Supco SHP250150 |
| PHP275195                       | 275  | 195   | Supco SHP275195 |
| PHP300200                       | 300  | 200   | Supco SHP300200 |
| PHP350250                       | 350  | 250   | Supco SHP350250 |
| PHP375265                       | 375  | 265   | Supco SHP375265 |
| PHP400200                       | 400  | 200   | Supco SHP400200 |
| PHP400280                       | 400  | 280   | Supco SHP400280 |
| PHP400300                       | 400  | 300   | Supco SHP400300 |
| PHP425300                       | 425  | 300   | Supco SHP425300 |
| PHP450250                       | 450  | 250   | Supco SHP450250 |
| PHP600475                       | 600  | 475   | -               |

# Hard Start Kits, Expansion Valves & Filter Dryers



## HARD START KITS



Increases compressor starting torque on permanent split capacitor, single phase 115V through 277V air conditioning and heat pump systems. Features piggy-back terminals for installation on run capacitors. Mounts with screw or clip. 115-277V AC operating voltage.

| Order No.   | HP Range | Replaces                                   |
|-------------|----------|--|
| <b>HS5</b>  | 1/2 to 5 | Mars 32701, Robertshaw 600-057, Supco SPP5 |
| <b>TQS6</b> | 1/2 to 5 | Mars 32702, Robertshaw 600-052, Supco SPP6 |
| <b>TQS8</b> | 1 and 5  | Mars 32708, Supco SPP8                     |

## HARD START KITS

All-In-One



Features solid state design and extra long compressor leads. Pre-wired. Adapts to 115V compressor with external overload protector. Combines relay, overload and capacitor. 115V.

| Order No.    | Compressor HP | Replaces                         |
|--------------|---------------|----------------------------------|
| <b>TQS41</b> | 1/4 and 1/3   | Robertshaw 600-410, Supco RCO410 |
| <b>HS81</b>  | 1/12 and 1/5  | Robertshaw 600-810, Supco RCO810 |



## EXPANSION VALVES

TXV



| Order No.         | Refrigerant | Cap. Ton.  |
|-------------------|-------------|------------|
| <b>HCAE3VX100</b> | R-22        | 1-1/2 to 3 |
| <b>HCAE5VX100</b> | R-22        | 3 to 5     |
| <b>HCAE3ZX200</b> | R-410A      | 1-1/2 to 3 |
| <b>HCAE5ZX200</b> | R-410A      | 3 to 5     |

No. TXVKIT. Includes all expansion valves in above table.

| Order No.     | Application                  |
|---------------|------------------------------|
| <b>TXVKIT</b> | Heat pump & air conditioning |

## FILTER DRYERS

Suction Line



| Order No.                               | Desc.     |
|---|-----------|
| <b>Suction Line Filter Dryers</b>       |           |
| <b>SLD139SVHH</b>                       | 11/8" ODF |
| <b>SLD279SVHH</b>                       | 11/8" ODF |
| <b>SLD136SVHH</b>                       | 3/4" ODF  |
| <b>SLD86SVHH</b>                        | 3/4" ODF  |
| <b>SLD135SVHH</b>                       | 5/8" ODF  |
| <b>SLD85SVHH</b>                        | 5/8" ODF  |
| <b>SLD137SVHH</b>                       | 7/8" ODF  |
| <b>SLD277SVHH</b>                       | 7/8" ODF  |
| <b>SLD87SVHH</b>                        | 7/8" ODF  |
| <b>Sahara Series – Air Conditioning</b> |           |
| <b>SLD166V</b>                          | 3/4" ODF  |
| <b>SLD306V</b>                          | 3/4" ODF  |
| <b>SLD165V</b>                          | 5/8" ODF  |
| <b>SLD305V</b>                          | 5/8" ODF  |
| <b>SLD167V</b>                          | 7/8" ODF  |
| <b>SLD307V</b>                          | 7/8" ODF  |



## FILTER DRYERS

Liquid Line



| Order No.  | Desc.                  |
|--|------------------------|
| <b>Copper Bi-Flow</b>                                    |                        |
| <b>BF084S</b>  | 1/2" ODF               |
| <b>BF164S</b>  | 1/2" ODF               |
| <b>BF304S</b>  | 1/2" ODF               |
| <b>BF084</b>   | 1/2" SAE Male          |
| <b>BF083S</b>  | 3/8" ODF               |
| <b>BF163S</b>  | 3/8" ODF               |
| <b>BF163SXF</b>  | 3/8" ODF               |
| <b>BF083</b>   | 3/8" SAE Male          |
| <b>BF163</b>   | 3/8" SAE Male          |
| <b>BF165S</b>  | 5/8" ODF               |
| <b>BF305S</b>  | 5/8" ODF               |
| <b>BF307S</b>  | 7/8" ODF               |
| <b>BF083SC</b>   | 3/8" ODF               |
| <b>Sahara Series – Air Conditioning</b>                  |                        |
| <b>SS053S</b>  | 3/8" ODF               |
| <b>SS083S</b>  | 3/8" ODF               |
| <b>SS163S</b>  | 3/8" ODF               |
| <b>163SXF*</b>   | 3/8" ODF               |
| <b>Gold Label – Air Conditioning &amp; Refrigeration</b> |                        |
| <b>084S</b>  | 1/2" ODF               |
| <b>164S</b>  | 1/2" ODF               |
| <b>304S</b>  | 1/2" ODF               |
| <b>164</b>   | 1/2" SAE Male          |
| <b>032S</b>  | 1/4" ODF               |
| <b>052S</b>  | 1/4" ODF               |
| <b>082S</b>  | 1/4" ODF               |
| <b>032FM</b>   | 1/4" SAE Female x Male |
| <b>032</b>   | 1/4" SAE Male          |
| <b>053S</b>  | 3/8" ODF               |
| <b>083S</b>  | 3/8" ODF               |
| <b>163S</b>  | 3/8" ODF               |
| <b>303S</b>  | 3/8" ODF               |
| <b>053</b>   | 3/8" SAE Male          |
| <b>083</b>   | 3/8" SAE Male          |
| <b>163</b>   | 3/8" SAE Male          |
| <b>303</b>   | 3/8" SAE Male          |
| <b>0525S</b>   | 5/16" ODF              |
| <b>165S</b>  | 5/8" ODF               |
| <b>305S</b>  | 5/8" ODF               |

\* R410A specific.

Electrolux & Frigidaire

GE & Hotpoint

Whirlpool & Maytag

Cooking & Gas Products

Dishwasher, Disposer & Water Heater

Laundry

Refrigeration

Fittings, Venting & Installation

Electrical

Plumbing

Property Maintenance

Motors

HVAC/R

Chemicals

Charging, Recovery & Welding

Test Equip., Tools & Service Acc.

# Rotary Compressors, Fan Relays & Hard Starts



## AIR CONDITIONING COMPRESSORS

### Reciprocating



For drop-in installation in heat pump and air conditioning applications. Dehydrated and fully oil charged. Features internal high pressure relief valve and linebreak motor protection. Includes mounting hardware and terminal cover. Uses R-22 refrigerant. 208-230V.

| Order No.                      | BTUH @ 45°F | Foot Dim. In. | Tons | Discharge Sz. In. | Suction Sz. In. |
|--------------------------------|-------------|---------------|------|-------------------|-----------------|
| <b>Single Phase – 60 Hz.</b>   |             |               |      |                   |                 |
| H2EB18SABCA                    | 17,600      | 7.5 X 7.5     | 1.5  | 3/8               | 5/8             |
| H2EB18SABCB                    | 18,000      | 4.8 x 8       | 1.5  | 3/8               | 5/8             |
| H22J18BABCA                    | 18,300      | 7.5 x 7.5     | 1.5  | 1/2               | 3/4             |
| H2EB223ABCA                    | 21,800      | 7.5 x 7.5     | 2    | 3/8               | 5/8             |
| H2EB24SABCA                    | 23,600      | 7.5 x 7.5     | 2    | 1/2               | 3/4             |
| H2EB24SABCB                    | 23,600      | 4.8 x 8.0     | 2    | 1/2               | 3/4             |
| H2EB24SABCB                    | 24,000      | 4.8 x 8       | 2    | 1/2               | 3/4             |
| H22J25BABCA                    | 24,200      | 7.5 x 7.5     | 2.0  | 1/2               | 3/4             |
| H2EB283ABCB                    | 28,100      | 4.8 x 8.0     | 2.5  | 1/2               | 3/4             |
| H2EB28SABCA                    | 28,300      | 7.5 x 7.5     | 2.5  | 1/2               | 3/4             |
| H22J29BABCA                    | 28,800      | 7.5 x 7.5     | 2.5  | 1/2               | –               |
| H2EB32SABCA                    | 31,500      | 7.5 x 7.5     | 2.5  | 1/2               | 3/4             |
| H22J36BABCA                    | 35,700      | 7.5 x 7.5     | 3.0  | 1/2               | –               |
| H22J38BABCA                    | 37,800      | 7.5 x 7.5     | –    | 1/2               | –               |
| H22J41BABCA                    | 40,900      | 7.5 x 7.5     | –    | 1/2               | –               |
| H22J44BABCA                    | 46,000      | 7.5 x 7.5     | 3.9  | 1/2               | 7/8             |
| H22A543ABCA                    | 53,400      | 7.5 x 7.5     | –    | 1/2               | 7/8             |
| H22A543DBLA                    | 53,400      | 7.5 x 7.5     | –    | 1/2               | 7/8             |
| H22A623ABCA                    | 60,800      | 7.5 x 7.5     | –    | 1/2               | 7/8             |
| H22A623DBLA                    | 60,800      | 7.5 x 7.5     | –    | 1/2               | 7/8             |
| <b>Three Phase – 50/60 Hz.</b> |             |               |      |                   |                 |
| H22A563DBLA                    | 56,000      | 7.5 x 7.5     | 4.7  | 1/2               | 7/8             |



## FAN RELAYS



| Order No. | Replaces       |
|-----------|----------------|
| PR1931    | Nordyne 621931 |



## HARD STARTS

### Series PTC



SPP5 & SPP6      SPP7S

Two-wire installation features positive temperature coefficient (PTC) technology. 90V to 277V AC operating range.

| Order No. | HP Range  | Cap. Size μF | Torque Incr. % |
|-----------|-----------|--------------|----------------|
| SPP5      | 1/2 to 10 | –            | 300            |
| SPP6      | 1/2 to 10 | –            | 500            |
| SPP7S     | 1/2 to 10 | –            | 600            |

# Relays, Motor Kits, Cap Tubing & Duct Boosters



## HARD STARTS



### Ultra Start Series

For use in providing starting capability for single-phase compressors. Features 2-wire installation, voltage-sensing design and instant restart. 330V.

| Order No.   | HP         | Capacitor Size iF |
|-------------|------------|-------------------|
| <b>MPR5</b> | 1 to 3     | 189 to 277        |
| <b>MPR1</b> | 3-1/2 to 5 | 270 to 324        |

## POTENTIAL RELAYS



For use on single phase motor or AC/R compressor up to 5 HP. Features drop-in design and 1- to 1-1/2-second start time. Includes screw or push-on terminals and adapters to convert screw-on to push-on. 110V to 270V AC, 30A.

| Order No.   | Dim. In. W x L x H    |
|-------------|-----------------------|
| <b>SUPR</b> | 1-3/4 x 2-1/4 x 1-1/2 |

## UTILITY MOTOR KITS

### Sleeve – SM600 Series

For use in coolers/freezers, evaporators, exhaust fans and range hoods. Features C-frame design, impedance protection, and clockwise/counter-clockwise rotation. Includes mounting bracket, hub adapter, 1/4" shaft adapter and 5/16" shaft adapter. 3000 RPM.

No. **SM670**. Includes (2) fan blades.

No. **SM675**. Thermal-protected design. Includes fan blade.



| Order No.    | Volts AC | Amps | Shaft Dim. In. | Stack Size In. |
|--------------|----------|------|----------------|----------------|
| <b>SM670</b> | 120      | 0.55 | 3/16 x 1-1/4   | 5/8            |
| <b>SM675</b> | 120/240  | 1/5  | 3/16 x 2-3/8   | 1              |

## CAP TUBING

### BC Series – Bullet® Restricto



For use with domestic and commercial refrigerators or room air conditioners from 1/8 HP to 5 HP. Features soft copper capillary tubing with precision bore (± .001).

| Order No.          | Size In. OD x ID |
|--------------------|------------------|
| <b>10 Ft. Coil</b> |                  |
| <b>BC1</b>         | .081 x .031      |
| <b>BC5</b>         | .071 x .028      |
| <b>12 Ft. Coil</b> |                  |
| <b>BC2</b>         | .093 x .040      |
| <b>BC3</b>         | .093 x .052      |
| <b>BC4</b>         | .125 x .064      |



## SURGE PROTECTORS

Surge protector for appliances.

| Order No.     | Desc.                     |
|---------------|---------------------------|
| <b>O41000</b> | Appliance surge protector |



## FAN RELAYS



| Order No.    | Amps |
|--------------|------|
| 24V.         |      |
| <b>SPST</b>  |      |
| <b>90290</b> | 4    |
| <b>SPDT</b>  |      |
| <b>90293</b> | 1    |
| <b>90370</b> | 12   |
| <b>NO/NC</b> |      |
| <b>90380</b> | 13   |

## SWITCHING RELAYS

For use in HVAC/R, vending machine, fan control and business machine applications. Features double pole/double throw, 6-terminal design. CSA certified.

| Order No.    | Coil Volts |
|--------------|------------|
| <b>90342</b> | 208 / 240  |



## DUCT BOOSTERS

### DB Series



For use in increasing air flow in hot and cold forced air systems. Features thermally protected motor. Maximum operating temperature 140°F (60°C). Maximum airstream temperature 135°F (58°C). 115V, 60Hz. Includes mounting kit and templates.

| Order No.   | Dim. In. | Amps | Watts | RPM  | Fan Size In. |
|-------------|----------|------|-------|------|--------------|
| <b>DB6</b>  | 6 x 6    | .35  | 30    | 1950 | 5-1/4        |
| <b>DB8</b>  | 8 x 8    | .75  | 60    | 1750 | 7            |
| <b>DB10</b> | 8 x 10   | 1.5  | 120   | 1300 | 8            |
| <b>DB12</b> | 9 x 12   | 1.5  | 120   | 1300 | 10           |

Electrolux & Frigidaire

GE & Hotpoint

Whirlpool & Maytag

Cooking & Gas Products

Dishwasher, Disposer & Water Heater

Laundry

Refrigeration

Fittings, Venting & Installation

Electrical

Plumbing

Property Maintenance

Motors

HVAC/R

Chemicals

Charging, Recovery & Welding

Test Equip., Tools & Service Acc.



# Coil Kits, Transformers & Sequencers



## DUCT HEATER COIL KITS

### DH Series



For use with duct heaters, electric furnaces, air curtains and strip heaters. Features nichrome heavy-gauge construction and welded terminal bolts. 5000W at 240V, 3750W at 208V. Includes (2) male and (2) female bushings, terminal screws, nuts, washers and 306°F thermal cutoff.

| Order No. | Close Wound Lgth. In. |
|-----------|-----------------------|
| DH500     | 28                    |
| DH500FC   | 12                    |

## FAN CENTER TRANSFORMERS



For use in low voltage control of line voltage fan motors and auxiliary circuits in HVAC systems. Features DPDT plug-in relay, 40 VA transformer and color-coded wiring. 3/4 HP.

| Order No. | Volts AC    |           |
|-----------|-------------|-----------|
|           | Primary     | Secondary |
| FC4011    | 120         | 24        |
| FX4031    | 120/208/240 | 24        |

## TRANSFORMERS



Features 50/60 Hz Class 2 design and enclosed frame (plate, foot or knockout mount). Includes 4" x 4" mounting plate, wire nuts, 1/2" conduit and 8" leads. Measures 2-1/16" H x 3-1/4" W x 2-3/4" D.

| Order No. | Volts AC    |                     |
|-----------|-------------|---------------------|
|           | Primary     | Secondary           |
| T45       | 120/208/240 | 2.5, 8, 12, 16 & 24 |

## SEQUENCERS



For use in controlling operation of heating elements and/or blower motors in electric, gas or oil heat systems. Features 24V input control and 24V heater. CSA approved.

No. Q113. Features 240V heater.

| Order No. | Off Sec.  | On Sec.   |
|-----------|---|---|
| Q101      | 40 to 110   | 1 to 20   |
| Q102      | 1 to 30   | 30 to 90  |
| Q103      | 40 to 110   | 1 to 20   |
| Q104      | 1 to 30   | 30 to 90  |
| Q105      | 1 to 110  | 1 to 110  |
| Q106      | 1 to 110  | 1 to 110  |
| Q107      | 40 to 110   | 1 to 20   |
| Q108      | 65 to 115   | 1 to 25   |
| Q109      | 40 to 110   | 20 to 50  |
| Q110      | 30 to 60  | 10 to 30  |
| Q111      | 90 to 160<br>(M1 to M2),<br>30 to 60<br>(M3 to M4)                            | 10 to 40<br>(M1 to M2),<br>10 to 30<br>(M3 to M4) |
|           | 90 to 150<br>(M1 to M2),<br>30 to 60<br>(M3 to M4),<br>30 to 60<br>(M5 to M6) | 10 to 30<br>(M1 to M6)                            |
|           | Q113  | 15 to 65  |
| Q114      | 15 to 25  | 15 to 45  |
| Q115      | 1 to 45   | 1 to 60   |
| Q116      | 1 to 45   | 1 to 60   |

Our pledge is  
dedication to outstanding  
customer service.

# Thermostats, Limit Controls & Rollout Switches



## PLENUM THERMOSTATS

### Gas Furnace

15A resistive, 3 FLA, 12 LRA, 125 VA @ 120V AC. 10A resistive, 1.5 FLA, 6 LRA, 125 VA @ 240V AC. CSA approved.



| Order No.                     | Desc. (SPST) | Open °F | Close °F | Board Dim. In. W x H |
|-------------------------------|--------------|---------|----------|----------------------|
| <b>1.87" Insertion Length</b> |              |         |          |                      |
| SHL505                        | L140-40      | 140     | 100      | 1.88 x 2.8           |
| SHL506                        | L170-40      | 170     | 130      | 1.88 x 2.8           |
| <b>3.12" Insertion Length</b> |              |         |          |                      |
| SHL501                        | L170-40      | 170     | 130      | 1.88 x 2.8           |
| SHL502                        | L180-30      | 180     | 150      | 1.88 x 2.8           |
| SHL503                        | L190-40      | 190     | 150      | 1.88 x 2.8           |
| SHL504                        | L240-40      | 240     | 200      | 1.88 x 2.8           |
| SHL507                        | L140-30      | 140     | 110      | 1.88 x 2.8           |
| SHL508                        | L190-20      | 190     | 170      | 1.88 x 2.8           |
| SHL509                        | L240-30      | 240     | 210      | 1.88 x 2.8           |
| SHL510*                       | L150-20      | 150     | 130      | 1.625 x 1.44         |
| SHL511*                       | L160-20      | 160     | 140      | 1.625 x 1.44         |
| SHL512*                       | L170-20      | 170     | 150      | 1.625 x 1.44         |
| SHL513*                       | L170-40      | 170     | 130      | 1.88 x 2.94          |
| SHL514*                       | L180-40      | 180     | 140      | 1.88 x 2.94          |
| SHL515*                       | L200-40      | 200     | 160      | 1.88 x 2.94          |
| SHL516*                       | L210-40      | 210     | 170      | 1.88 x 2.94          |
| SHL517*                       | L220-40      | 220     | 180      | 1.88 x 2.94          |
| SHL518*                       | L250-40      | 250     | 210      | 1.88 x 2.94          |
| <b>7.12" Insertion Length</b> |              |         |          |                      |
| SHL519                        | L155-30      | 155     | 125      | 1.88 x 2.8           |

\* Includes gasket.

## LIMIT CONTROLS

### Gas Furnace



Features manual reset. Open on rise. Includes adapter flange plate. 25A resistive, 14 FLA, 72 LRA, 125 VA @ 120V AC. 25A resistive, 10A FLA, 60A LRA, 125 VA @ 240V AC.

| Order No. | Open |
|-----------|------|
| SHM125    | 125  |
| SHM130    | 130  |
| SHM160    | 160  |
| SHM170    | 170  |
| SHM180    | 180  |
| SHM190    | 190  |
| SHM200    | 200  |
| SHM290    | 290  |
| SHM350    | 350  |

## ROLLOUT SWITCHES

### Automatic



SLS Series

For use in gas-fired furnaces, unit heaters and rooftop units. Features auto and manual reset. 15A resistive, 3 FLA, 12 LRA, 125 VA @ 120V AC. 10A resistive, 1.5 FLA, 6 LRA, 125 VA @ 240V AC. CSA approved.

**SLF & SLS Series.** Features small flush mount design.

**SLSW Series.** Features special 30mm center-to-center design.

| Order No.                         | Cut Out | Cut In |
|-----------------------------------|---------|--------|
| <b>3/16" Vertical Terminals</b>   |         |        |
| SLF158VB                          | 158     | 118    |
| SLF194VB                          | 194     | 154    |
| SLF252VB                          | 252     | 202    |
| SLF275VB                          | 275     | 225    |
| <b>1/4" Vertical Terminals</b>    |         |        |
| SLF130VA                          | 130     | 115    |
| SLF170VA                          | 170     | 130    |
| SLF222VA                          | 222     | 182    |
| SLF255VA                          | 255     | 205    |
| SLF300VA                          | 300     | 250    |
| SLF330VA                          | 330     | 280    |
| <b>3/16" Horizontal Terminals</b> |         |        |
| SLF194HB                          | 194     | 154    |
| SLF230HB                          | 230     | 190    |
| SLF275HB                          | 275     | 225    |
| SLF280HB                          | 280     | 230    |
| SLSW300HB                         | 300     | 250    |
| <b>1/4" Horizontal Terminals</b>  |         |        |
| SLF200HA                          | 200     | 160    |
| SLF210HA                          | 210     | 170    |
| SLF230HA                          | 230     | 190    |
| SLF250HA                          | 250     | 200    |
| SLF260HA                          | 260     | 210    |
| <b>45° 1/4" Terminals</b>         |         |        |
| SLS120                            | 120     | 105    |
| SLS140                            | 140     | 100    |
| SLS150                            | 150     | 110    |
| SLS160                            | 160     | 120    |
| SLS170                            | 170     | 130    |
| SLS180                            | 180     | 140    |
| SLS200                            | 200     | 160    |
| SLS255                            | 255     | 205    |
| SLS265                            | 265     | 215    |
| SLS275                            | 275     | 225    |
| SLS285                            | 285     | 235    |
| SLS295                            | 295     | 245    |
| SLS300                            | 300     | 250    |
| SLSW210                           | 210     | 170    |
| SLSW300                           | 300     | 250    |
| SLSW350                           | 350     | 300    |

Electrolux & Frigidaire

GE & Hotpoint

Whirlpool & Maytag

Cooking & Gas Products

Dishwasher, Disposer & Water Heater

Laundry

Refrigeration

Fittings, Venting & Installation

Electrical

Plumbing

Property Maintenance

Motors

HVAC/R

Chemicals

Charging, Recovery & Welding

Test Equip., Tools & Service Acc.

# Rollout Switches, Thermostats & Fan & Limit Controls



## ROLLOUT SWITCHES

### Manual



Features 1/4" vertical terminals. 15A resistive, 3 FLA, 12 LRA, 125 VA @ 120V AC. 10A resistive, 1.5 FLA, 6 LRA, 125 VA @ 240V AC.

| Order No.        | Cut Out |
|------------------|---------|
| <b>SRL130</b>    | 130     |
| <b>SRL135</b>    | 135     |
| <b>SRL220</b>    | 220     |
| <b>SRL230</b>    | 230     |
| <b>SRL240</b>    | 240     |
| <b>SRL250</b>    | 250     |
| <b>SRL260</b>    | 260     |
| <b>SRL300</b>    | 300     |
| <b>SRL350</b>    | 350     |
| <b>SRL300ICP</b> | 300     |

## ADJUSTABLE AIRSTREAM THERMOSTATS

### Flush Mount



Features 5/16" airstream insert and adjustable range. Limit open on rise.

| Order No.    | Cut Out | Cut In |
|--------------|---------|--------|
| <b>HL758</b> | 110     | 200    |

## ADJUSTABLE THERMOSTATS

### AT Series



Features dial knob and 40° adjustable range. 25A resistive, 14 FLA, 72 LRA, 125 VA @ 120V AC. 25A resistive, 10A FLA, 60A LRA, 125VA @ 240V AC. Includes 1/4" quick connect terminals.

**Nos. AT012, AT013, AT014 & AT015.** Open on temperature rise.

**Nos. AT021 & AT022.** Close on temperature rise.

| Order No.    | Cut Out | Cut In |
|--------------|---------|--------|
| <b>AT012</b> | 135     | 175    |
| <b>AT013</b> | 175     | 215    |
| <b>AT014</b> | 210     | 250    |
| <b>AT015</b> | 250     | 290    |
| <b>AT021</b> | 90      | 130    |
| <b>AT022</b> | 140     | 180    |

## FAN & LIMIT CONTROLS



SHF Series

SHL Series

25A resistive, 14 FLA, 72 LRA, 125 VA @ 120V AC. 25A resistive, 10A FLA, 60A LRA, 125VA @ 240V AC. Includes adapter plate.

| Order No.                           | Cut Out | Cut In |
|-------------------------------------|---------|--------|
| <b>Fan Control – Close On Rise</b>  |         |        |
| <b>SHF90</b>                        | 80      | 90     |
| <b>SHF110</b>                       | 90      | 110    |
| <b>SHF110DC*</b>                    | 90      | 110    |
| <b>SHF120</b>                       | 110     | 120    |
| <b>SHF140</b>                       | 120     | 140    |
| <b>SHF160</b>                       | 140     | 160    |
| <b>SHF170</b>                       | 150     | 170    |
| <b>SHF200</b>                       | 180     | 200    |
| <b>SHF250</b>                       | 220     | 250    |
| <b>Limit Control – Open On Rise</b> |         |        |
| <b>SHL120</b>                       | 120     | 110    |
| <b>SHL140</b>                       | 140     | 100    |
| <b>SHL150</b>                       | 150     | 110    |
| <b>SHL160</b>                       | 160     | 120    |
| <b>SHL170</b>                       | 170     | 130    |
| <b>SHL180</b>                       | 180     | 140    |
| <b>SHL190</b>                       | 190     | 150    |
| <b>SHL200</b>                       | 200     | 160    |
| <b>SHL210</b>                       | 210     | 130    |

| Order No.     | Cut Out | Cut In |
|---------------|---------|--------|
| <b>SHL230</b> | 230     | 190    |
| <b>SHL250</b> | 250     | 210    |
| <b>SHL300</b> | 300     | 250    |
| <b>SHL325</b> | 325     | 275    |

\* Deep cup.

## LIMIT THERMOSTATS

### Deep Cup



25A resistive, 14 FLA, 72 LRA, 125 VA @ 120V AC. 25A resistive, 10A FLA, 60A LRA, 125VA @ 240V AC. Replaces Electrolux 5308013213.

| Order No.     | Open °F | Close °F |
|---------------|---------|----------|
| <b>L135DC</b> | 135     | 120      |

## STAGING THERMOSTATS

### Flush Mount



FL50



FL60

| Order No.   | Open °F | Close °F |
|-------------|---------|----------|
| <b>FL50</b> | 50      | 35       |
| <b>FL60</b> | 60      | 45       |

# Thermal Cutouts & Thermostats



## THERMAL CUTOUTS



STC4170, STC4183, STC4199, STC4208, STC4228 & STC4242



STC5283, STC85300 & STC85377

STC6377, STC86257, STC86283, STC86300 &



STC8170, STC8183, STC8199, STC8228, STC8242, STC8250, STC8257, STC8300, STC8438, STC8468 & STC85283

STF4170, STF4183, STF4208, STF4221, STF4230, STF4242, STF4249B, STF4291B, STF4305 & STF4305B

| Order No.     | Open Temp °C | Open Temp °F |
|---------------|--------------|--------------|
| <b>15 Amp</b> |              |              |
| STC4170       | 77           | 170          |
| STC4183       | 84           | 183          |
| STC4199       | 93           | 199          |
| STC4208       | 98           | 208          |
| STC4228       | 109          | 228          |
| STC4242       | 117          | 242          |
| STC4257       | 125          | 257          |
| STC4283       | 139          | 283          |
| STC4283P5*    | 139          | 283          |
| STC4300       | 149          | 300          |
| STC4333       | 167          | 333          |
| STC4333P5*    | 167          | 333          |
| STC4358       | 184          | 363          |
| STC4358P5*    | 184          | 363          |
| STC4438       | 226          | 438          |
| STC4468       | 242          | 468          |
| STC5257       | 125          | 257          |
| STC5257P2†    | 125          | 257          |
| STC5283       | 139          | 283          |
| STC5300       | 149          | 300          |
| STC5300P2†    | 149          | 300          |
| STC5333       | 167          | 333          |

| Order No.     | Open Temp °C | Open Temp °F |
|---------------|--------------|--------------|
| STC5377       | 192          | 377          |
| STC6257       | 125          | 257          |
| STC6300       | 149          | 300          |
| STC6300P2†    | 149          | 300          |
| STC6333       | 167          | 333          |
| STC6377       | 192          | 377          |
| STC4300P      | 149          | 300          |
| STC4333P      | -            | -            |
| STC5300P      | 149          | 300          |
| <b>25 Amp</b> |              |              |
| STC8170       | 77           | 170          |
| STC8183       | 84           | 183          |
| STC8199       | 93           | 199          |
| STC8228       | 109          | 228          |
| STC8242       | 117          | 242          |
| STC8250       | 121          | 250          |
| STC8257       | 125          | 257          |
| STC8283       | 139          | 283          |
| STC8300       | 149          | 300          |
| STC8438       | 226          | 438          |
| STC8468       | 242          | 468          |
| STC85283      | 139          | 283          |
| STC85300      | 149          | 300          |
| STC85377      | 192          | 377          |
| STC86257      | 125          | 257          |
| STC86283      | 139          | 283          |
| STC86300      | 149          | 300          |
| STC86377      | 192          | 377          |
| STF4170       | 77           | 170          |
| STF4183       | 84           | 183          |
| STF4208       | 98           | 208          |
| STF4221       | 105          | 221          |
| STF4230       | 110          | 230          |
| STF4242       | 117          | 242          |
| STF4305       | 152          | 305          |
| STF4249B      | 121          | 249          |
| STF4291B      | 144          | 291          |
| STF4305B      | 152          | 305          |

\* 5/pkg.

† 2/pkg.

## DEFROST THERMOSTATS

### Commercial Refrigeration



SL5709



SL79002

SL79005

25 resistive amps, 120V/240V AC.  
**No. SL5708.** Surface mount design. Includes 2-wire heater limit.

**No. SL5709.** Surface mount design. Includes 3-wire fan and defrost terminator.  
**No. SL79002.** Tube mount design. Includes 3-wire defrost control.  
**No. SL79005.** Surface mount design. Includes 3-wire defrost control.

| Order No.   | Open °F | Close °F | Replaces  |
|-------------|---------|----------|---|
| <b>SPST</b> |         |          |   |
| SL5708      | 75      | 40       | Bohn, Larkin, Chandler, Climate Control 5708L & 4752C |
| <b>SPDT</b> |         |          |   |
| SL5709      | 55      | 35       | Bohn, Larkin, Chandler, Climate Control 5709L & 4751C |
| SL79002     | 55      | 30       | Russell 103079002                                     |
| SL79005     | 65      | 30       | Russell 103079005                                     |

## FLUSH MOUNT THERMOSTATS



FL15020, FL15040, FL190, FL220, FL285 & FL320

FL205 & FL225



FLD135 & FLD205

25A resistive, 14 FLA, 72 LRA, 125 VA @ 120V AC. 25A resistive, 10 A FLA, 60 A LRA, 125 VA @ 240V AC.

| Order No.   | Open °F | Close °F |
|-------------|---------|----------|
| <b>SPST</b> |         |          |
| FL15020     | 150     | 110      |
| FL15040     | 150     | 110      |
| FL190       | 190     | 180      |
| FL205       | 205     | 165      |
| FL220       | 220     | 180      |
| FL225       | 225     | 185      |
| FL285       | 285     | 235      |
| FL320       | 320     | 270      |
| <b>SPDT</b> |         |          |
| FLD135      | 135     | 120      |
| FLD205      | 205     | 165      |

Electrolux & Frigidaire

GE & Hotpoint

Whirlpool & Maytag

Cooking & Gas Products

Dishwasher, Disposer & Water Heater

Laundry

Refrigeration

Fittings, Venting & Installation

Electrical

Plumbing

Property Maintenance

Motors

HVAC/R

Chemicals

Charging, Recovery & Welding

Test Equip., Tools & Service Acc.

# Thermostats & Igniters



## FREEZE PROTECTION CONTROLS



For use in protecting air conditioning evaporator coil from freezing. Fits 7/8" OD tubing. Includes clip.

| Order No.   | Open °F | Close °F | Replaces        |
|-------------|---------|----------|-----------------|
| <b>SFPC</b> | 35      | 50       | Trol-A-Temp FPC |

## THERMOSTATS

### L Series / LD Series



L120, L255 & LD120



L130



L135, L140, L145, L150, L155, L160, L165, L170, L175, L180-20, L180-40, L190, L200, L205, L225, L240, L250, L260, L270, L290 & L300



LD130, LD135, LD140, LD240, LD270, LD290 & LD305



LD170, LD190, LD200, LD210 & LD225

Opens on rise; closes when temperature differential reached. Includes 1/4" quick disconnect terminals. CSA approved.

| Order No.              | Open °F | Close °F | Diff. °F |
|------------------------|---------|----------|----------|
| <b>L Series – SPST</b> |         |          |          |
| <b>L120</b>            | 120     | 110      | 10       |
| <b>L125</b>            | 125     | 115      | 10       |
| <b>L130</b>            | 130     | 115      | 15       |
| <b>L135</b>            | 135     | 120      | 15       |
| <b>L140</b>            | 140     | 120      | 20       |
| <b>L145</b>            | 145     | 125      | 20       |
| <b>L150</b>            | 150     | 130      | 20       |
| <b>L155</b>            | 155     | 135      | 20       |
| <b>L160</b>            | 160     | 140      | 20       |
| <b>L165</b>            | 165     | 145      | 20       |
| <b>L170</b>            | 170     | 150      | 20       |
| <b>L175</b>            | 175     | 155      | 20       |
| <b>L180-20</b>         | 180     | 160      | 20       |
| <b>L180-40</b>         | 180     | 140      | 40       |
| <b>L190</b>            | 190     | 150      | 40       |

| Order No.   | Open °F | Close °F | Diff. °F |
|-------------|---------|----------|----------|
| <b>L200</b> | 200     | 160      | 40       |
| <b>L205</b> | 205     | 165      | 40       |
| <b>L225</b> | 225     | 185      | 40       |
| <b>L240</b> | 240     | 200      | 40       |
| <b>L250</b> | 250     | 210      | 40       |
| <b>L260</b> | 260     | 220      | 40       |
| <b>L270</b> | 270     | 230      | 40       |
| <b>L290</b> | 290     | 250      | 40       |
| <b>L300</b> | 300     | 260      | 40       |

### LD Series – SPDT

|              |     |     |    |
|--------------|-----|-----|----|
| <b>LD120</b> | 120 | 105 | 15 |
| <b>LD130</b> | 130 | 115 | 15 |
| <b>LD135</b> | 135 | 120 | 15 |
| <b>LD140</b> | 140 | 120 | 20 |
| <b>LD145</b> | 145 | 125 | 20 |
| <b>LD155</b> | 155 | 135 | 20 |
| <b>LD170</b> | 170 | 150 | 20 |
| <b>LD190</b> | 190 | 170 | 20 |
| <b>LD200</b> | 200 | 160 | 40 |
| <b>LD210</b> | 210 | 170 | 40 |
| <b>LD225</b> | 225 | 185 | 40 |
| <b>LD240</b> | 240 | 200 | 40 |
| <b>LD270</b> | 270 | 230 | 40 |
| <b>LD290</b> | 290 | 250 | 40 |
| <b>LD305</b> | 305 | 265 | 40 |

## HOT SURFACE IGNITERS

### Nitride – Universal



Replaces silicon carbide igniters in gas-fired forced air furnaces, water heaters or boilers. 120V. Max. load 3A @ 132V AC. Includes 15.5" leads, mounting bracket and screw, (2) ceramic wire nuts and instructions.

| Order No.     | Min. Timing Sec. |
|---------------|------------------|
| <b>21D642</b> | 17               |

**Phone or FAX  
your order today!!**



# Igniters



## HOT SURFACE IGNITERS

Furnace – IG Series



IG4000,  
IG402K &  
IG403K



IG401



IG405



IG406

Features flat design with 18-gauge nickel copper, high-temperature fiberglass insulated lead wires. Less than 17 seconds to 1800°F @ 102V AC. 120V AC, 3.5A to 5A @ 132V AC maximum. Cold resistance 40 to 100 Ohms @ 75°F +/- 10°F. Includes hardware and instructions.

| Order No.     | Replaces  |
|---------------|---|
| <b>IG4000</b> | Robertshaw 41-402, 41-403, 41-404, 41-405, 41-407, 41-408, 41-409, 41-410, 41-412, 41-414, 41-1090, 41-238 & 41-242 |
| <b>IG402K</b> | Robertshaw 41-402, 41-408, 41-410 & 41-411  |
| <b>IG403K</b> | Robertshaw 41-403, 41-404, 41-407 & 41-409  |
| <b>IG401</b>  | Robertshaw 41-401   |
| <b>IG405</b>  | Robertshaw 41-405   |
| <b>IG406</b>  | Robertshaw 41-406   |
| <b>IG412</b>  | Robertshaw 41-412   |
| <b>IG414</b>  | Robertshaw 41-414   |
| <b>IG418</b>  | Robertshaw 41-418   |



## FLAT HOT SURFACE IGNITERS

Nitride – Universal



For use on many Trane package models beginning with YCD15, YCD17 and YCD18. Features igniter, gasket, clip, mounting screws and installation instructions.

| Order No.     | Replaces       |
|---------------|----------------|
| <b>IG3033</b> | Trane KIT03033 |

## FURNACE IGNITERS



SSN4000

SSN3000 &  
SSN3016

SSN2000

Features silicon nitride design. Includes mounting brackets, hardware, instructions and cross reference. 120V.

No. **SSN3016**. Replaces Goodman B140105 & B1401009.

| Order No.      | Life Cycles | Time to Temp. Sec. | Steady Temp. °F/°C          | Cold Res. Ohms        |
|----------------|-------------|--------------------|-----------------------------|-----------------------|
| <b>SSN4000</b> | >200,000    | <10                | 2366 / 1297                 | 46 @75°F ± 10°F       |
| <b>SSN3000</b> | >50,000     | <17                | 2366 / 1297                 | 10 @75°F ± 10°F       |
| <b>SSN2000</b> | >50,000     | <17                | 2156 to 2426 / 1180 to 1330 | 15 to 30 @77°F (25°C) |
| <b>SSN3016</b> | >50,000     | <17                | –                           | –                     |

Electrolux & Frigidaire

GE & Hotpoint

Whirlpool & Maytag

Cooking & Gas Products

Dishwasher, Disposer & Water Heater

Laundry

Refrigeration

Fittings, Venting & Installation

Electrical

Plumbing

Property Maintenance

Motors

HVAC/R

Chemicals

Charging, Recovery & Welding

Test Equip., Tools & Service Acc.

# Igniters



## IGNITER & FLAME ROD ASSEMBLY KITS



For use in Honeywell Smart Valves™. Features silicon nitride design. Operates at 24V AC  $\pm$  10 to 15%, 4 to 6 ohms cold resistance @ 75°F (24°C), .8A to 1.2A steady current. Includes Ni Chrome flame rod, mounting clip, instructions and cross reference.

**Order No.**

**Replaces**

**For Use With**


**SSN24**

1009524, 1149856, 42640001, Q3400A, Q3400A1016, Q3400A1024, Q3400A1040, Q3450, Q3480, Q3620, Mars 68012 & Igniters Direct AFN643

SV9500, SV9500M2603, SV9500M2674, SV9500M2682, SV9501M2528, SV9600, SV9600H, SV9401, SV9402, SV9403, SV9501, SV9502, SV9503, SV9601 & SV9602

## FURNACE IGNITERS

### Round – SIG Series



Features spiral design. 115V to 120V. Includes mounting hardware, where applicable.

**No. SIG1100.** Features engineered reaction bonded silicon carbide design. Replaces SIG1000.

**SIG100 Series.** Features high density silicon carbide and double helix spiral design.

**SIG400 Series.** Features silicon carbide with deeper crystallization and slip-fit design.

**No. SIG1000.** Replaces 41-403, 41-407, 41-409, 41-402, 41-405 and 41-410. Includes (2) brackets.

**Order No.**

**Replaces**

|                |                                     |
|----------------|-------------------------------------|
| <b>SIG100</b>  | Gem IG100                           |
| <b>SIG101</b>  | Gem IG101                           |
| <b>SIG102</b>  | Gem IG102                           |
| <b>SIG104</b>  | –                                   |
| <b>SIG106</b>  | Gem IG106                           |
| <b>SIG107</b>  | Gem IG107                           |
| <b>SIG108</b>  | Gem IG108                           |
| <b>SIG109</b>  | Gem IG109                           |
| <b>SIG111</b>  | Gem IG111                           |
| <b>SIG401</b>  | Robertshaw 41-401                   |
| <b>SIG402</b>  | Robertshaw 41-402                   |
| <b>SIG403</b>  | Robertshaw 41-403                   |
| <b>SIG405</b>  | Robertshaw 41-405                   |
| <b>SIG406</b>  | Robertshaw 41-406                   |
| <b>SIG407</b>  | Robertshaw 41-407                   |
| <b>SIG408</b>  | Robertshaw 41-408                   |
| <b>SIG1100</b> | Robertshaw 41-409                   |
| <b>SIG410</b>  | Robertshaw 41-410 & 41-411          |
| <b>SIG414</b>  | Robertshaw 41-414                   |
| <b>SIG1000</b> | Norton, Robertshaw, Rheem & Carrier |

# White Rodgers™

## Silicon Carbide Ignitor Cross-Reference and Upgrade Replacement Guide



| MANUFACTURER     | OEM #                | SUGGESTED REPLACEMENT |              | MANUFACTURER       | OEM #                | SUGGESTED REPLACEMENT |              |      |
|------------------|----------------------|-----------------------|--------------|--------------------|----------------------|-----------------------|--------------|------|
|                  |                      | CARBIDE               | UPGRADE KIT* |                    |                      | CARBIDE               | UPGRADE KIT* |      |
| AMANA            | B1336102             | 767A-369              | None         | ROBERTSHAW         | 41-401               | 767A-369              | None         |      |
|                  | D99182               | 767A-369              | None         |                    | 41-402               | 767A-371              | ✓            |      |
|                  | 10041601             | 767A-369              | None         |                    | 41-403               | 767A-370              | ✓            |      |
|                  | AMERICAN APPLIANCE   | 271B                  | 767A-374     |                    | None                 | 41-404                | 767A-382     | ✓    |
|                  |                      | 201W                  | 767A-371     |                    | ✓                    | 41-405                | 767A-361     | None |
|                  | AMERICAN ROAD EQUIP. | 1096048               | 767A-373     |                    | ✓                    | 41-406                | 767A-374     | None |
|                  |                      | 1380680               | 767A-373     |                    | ✓                    | 41-407                | 767A-376     | ✓    |
|                  | ARCO AIR             | 38322B001             | 767A-371     |                    | ✓                    | 41-408                | 767A-372     | ✓    |
|                  |                      | 87197S                | 767A-375     |                    | ✓                    | 41-409                | 767A-370     | ✓    |
|                  | ARMSTRONG AIR        | LH33ZS001A            | 767A-370     |                    | ✓                    | 41-410                | 767A-377     | ✓    |
| LH33ZS002        |                      | 767A-370              | ✓            | 41-411             | 767A-383             | ✓                     |              |      |
| CARRIER CORP.    | C-238                | 767A-371              | ✓            | 41-412             | 767A-373             | ✓                     |              |      |
|                  | C-242                | 767A-371              | ✓            | 41-413             | 767A-375             | ✓                     |              |      |
| CLAIRE BROTHERS  | 1474-051             | 767A-371              | ✓            | 41-414             | 767A-384             | ✓                     |              |      |
|                  | 1474-052             | 767A-371              | ✓            | SNYDER GENERAL     | 767A-370             | 767A-370              | ✓            |      |
| 1096048          | 767A-373             | ✓                     | 767A-370     |                    | 767A-370             | ✓                     |              |      |
| 150114-04-01     | 767A-374             | None                  | 767A-370     |                    | 767A-370             | ✓                     |              |      |
| COMFORT MAKER    | 201D                 | 767A-361              | ✓            | SUPERIOR FIREPLACE | 767A-371             | 94851                 | ✓            |      |
|                  | 20834                | 767A-371              | ✓            |                    | TEMPSTAR             | 767A-373              | 1096048      | ✓    |
| DETROIT RADIANT  | 271W                 | 767A-371              | ✓            | TRANE              |                      | 767A-370              | B138196P01   | ✓    |
|                  | 20015201             | 767A-370              | ✓            |                    | B144676P01           | 767A-377              | ✓            |      |
| DMO INDUSTRIES   | 10399                | 767A-371              | ✓            | B144676P02         | 767A-376             | ✓                     |              |      |
|                  | 1474-051             | 767A-371              | ✓            | B340039P01         | 767A-372             | ✓                     |              |      |
| DORNBACK FURNACE | 1474-052             | 767A-371              | ✓            | B340039P01         | 767A-371             | ✓                     |              |      |
|                  | B1401009             | 767A-373              | ✓            | IGN23              | 767A-371             | ✓                     |              |      |
| DUCANE           | B1401018S            | 767A-373              | ✓            | IGN26              | 767A-370             | ✓                     |              |      |
|                  | 50018                | 767A-361              | ✓            | IGN30              | 767A-370             | ✓                     |              |      |
| ENERCO TECH      | 1096048              | 767A-373              | ✓            | IGN30              | 767A-376             | ✓                     |              |      |
|                  | 09050                | 767A-371              | ✓            | IGN34              | 767A-372             | ✓                     |              |      |
| EVCON            | 1009604              | 767A-373              | ✓            | TRIANCO-HEATMAKER  | 2600-359             | 767A-369              | None         |      |
|                  | 1096048              | 767A-371              | ✓            |                    | 9302-094             | 767A-361              | ✓            |      |
| GOODMAN          | 1009604              | 767A-373              | ✓            | VISSMAN            | 62821-001            | 767A-371              | ✓            |      |
|                  | 1096048              | 767A-371              | ✓            |                    | WAYNE HOME EQUIPMENT |                       |              |      |
| HB SMITH         | 1096048              | 767A-373              | ✓            |                    |                      |                       |              |      |
|                  | HEIL                 | 09050                 | 767A-371     | ✓                  |                      |                       |              |      |
| HUPP INDUSTRIES  |                      | 1009604               | 767A-373     | ✓                  |                      |                       |              |      |
|                  | INTERCITY            | 1096048               | 767A-373     | ✓                  |                      |                       |              |      |

- Electrolux & Frigidaire
- GE & Hotpoint
- Whirlpool & Maytag
- Cooking & Gas Products
- Dishwasher, Disposer & Water Heater
- Laundry
- Refrigeration
- Fittings, Venting & Installation
- Electrical
- Plumbing
- Property Maintenance
- Motors
- HVAC/R
- Chemicals
- Charging, Recovery & Welding
- Test Equip., Tools & Service Acc.

# WHITE-RODGERS – Igniters

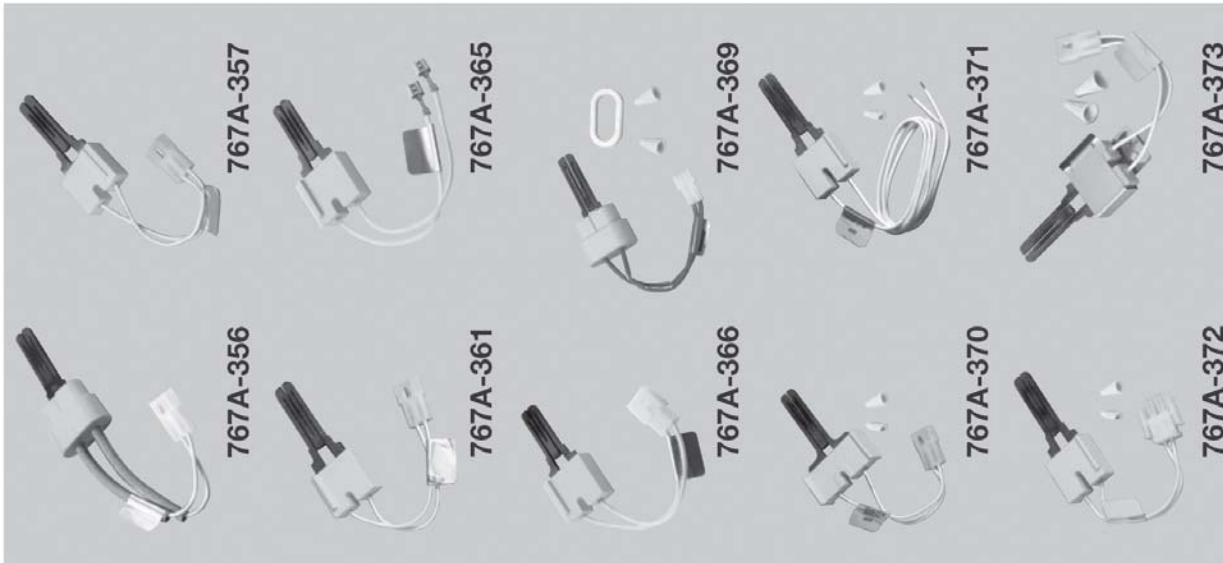
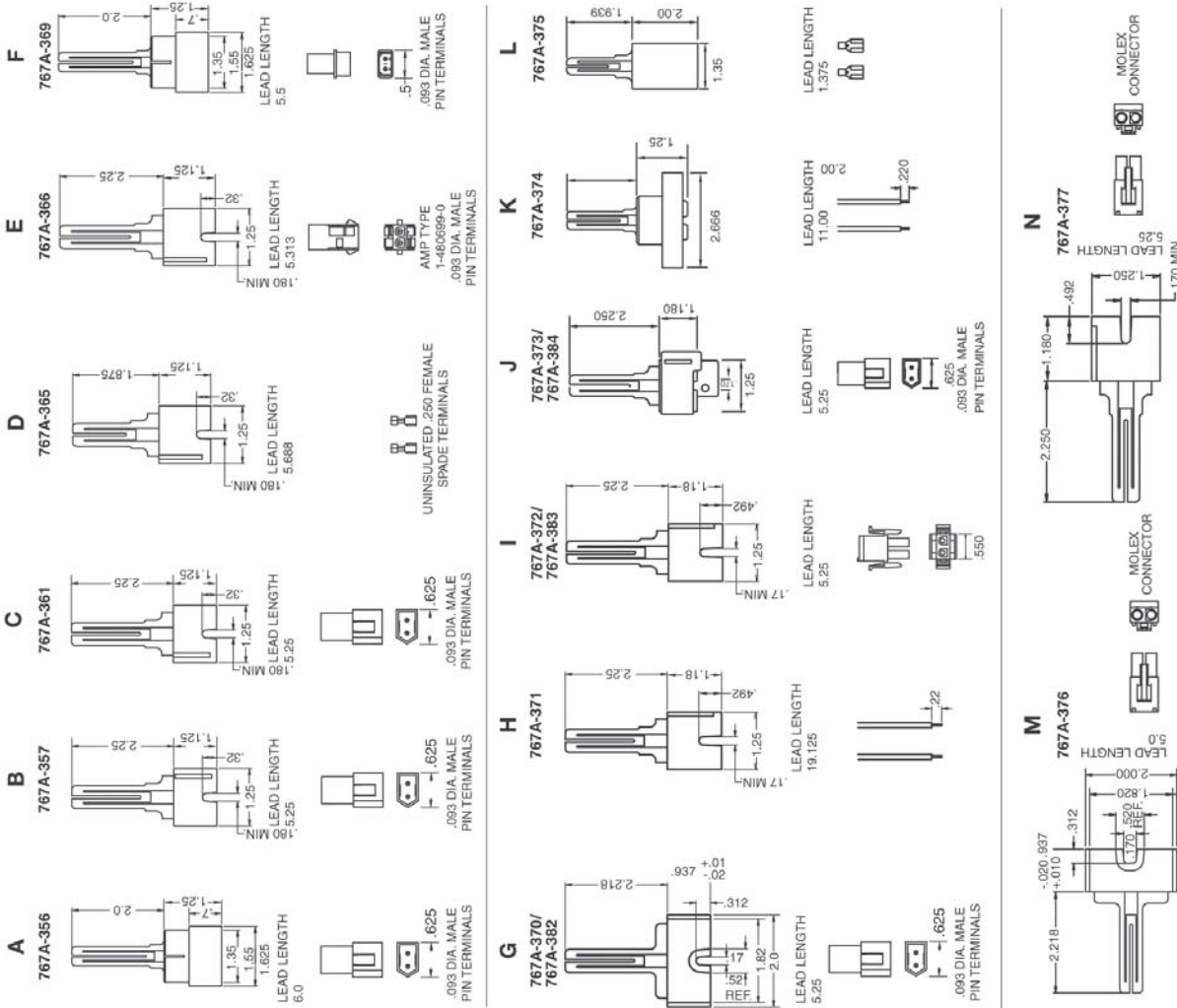
|                           |                      |          |          |
|---------------------------|----------------------|----------|----------|
| <b>LB WHITE</b>           | 120-07549            | 767A-371 | ✓        |
| <b>MAJESTIC</b>           | 75-92-104            | 767A-371 | ✓        |
|                           | 75-92-105            | 767A-371 | ✓        |
|                           | 201N                 | 767A-371 | ✓        |
| <b>METZGER</b>            | 201W                 | 767A-371 | ✓        |
|                           | 3200580              | 767A-374 | None     |
| <b>MOR-FLO</b>            | 3200618              | 767A-371 | ✓        |
|                           | 3210401              | 767A-374 | None     |
|                           | 105141000            | 767A-371 | ✓        |
| <b>NORDYNE</b>            | 632-0880             | 767A-371 | ✓        |
|                           | 632-0770             | 767A-371 | ✓        |
|                           | 201                  | 767A-370 | ✓        |
| <b>NORTON</b>             | 201A                 | 767A-369 | None     |
|                           | 201D                 | 767A-361 | ✓        |
|                           | 201J                 | 767A-374 | None     |
|                           | 201K                 | 767A-371 | ✓        |
|                           | 201L                 | 767A-371 | ✓        |
|                           | 201M                 | 767A-374 | None     |
|                           | 201N                 | 767A-371 | ✓        |
|                           | 201R                 | 767A-371 | ✓        |
|                           | 201W                 | 767A-371 | ✓        |
|                           | 201Y                 | 767A-374 | None     |
|                           | 271                  | 767A-370 | ✓        |
|                           | 271A                 | 767A-369 | None     |
|                           | 271M                 | 767A-374 | None     |
|                           | 271N                 | 767A-371 | ✓        |
|                           | 271NM                | 767A-373 | ✓        |
|                           | 271P                 | 767A-361 | ✓        |
|                           | 271W                 | 767A-371 | ✓        |
| 271Y                      | 767A-374             | None     |          |
| <b>PERFECTION SCHWANK</b> | 108803-G1            | 767A-374 | None     |
| <b>RAYPAK</b>             | 600915               | 767A-370 | ✓        |
|                           | 62-22441-01          | 767A-372 | ✓        |
| <b>RHEIM</b>              | 62-22441-01          | 767A-371 | ✓        |
|                           | 62-22868-82          | 767A-372 | ✓        |
| <b>ROBERTS GORDON</b>     | 90434300             | 767A-370 | ✓        |
|                           | 90436600             | 767A-371 | ✓        |
| <b>WEIL-McLAIN</b>        | 62821-002            | 767A-371 | ✓        |
|                           | 511-330-139          | 767A-370 | ✓        |
|                           | 511-330-188          | 767A-374 | None     |
|                           | 511-330-190          | 767A-370 | ✓        |
|                           | 511-330-193          | 767A-370 | ✓        |
|                           | <b>WHITE-RODGERS</b> | 767A-301 | 767A-361 |
| 767A-303                  |                      | 767A-357 | ✓        |
| 767A-306                  |                      | 767A-361 | ✓        |
| 767A-309                  |                      | 767A-356 | None     |
| 767A-310                  |                      | 767A-365 | ✓        |
| 767A-311                  |                      | 767A-366 | ✓        |
| 767A-350                  |                      | 767A-361 | ✓        |
| 767A-353                  |                      | 767A-357 | ✓        |
| 767A-354                  |                      | 767A-361 | ✓        |
| 767A-356                  |                      | 767A-356 | None     |
| 767A-357                  |                      | 767A-357 | ✓        |
| 767A-361                  |                      | 767A-361 | ✓        |
| 767A-364                  |                      | 767A-366 | ✓        |
| 767A-365                  |                      | 767A-365 | ✓        |
| 767A-366                  |                      | 767A-366 | ✓        |
| 767A-369                  |                      | 767A-369 | None     |
| 767A-370                  |                      | 767A-370 | ✓        |
| 767A-371                  |                      | 767A-371 | ✓        |
| 767A-372                  | 767A-372             | ✓        |          |
| 767A-373                  | 767A-373             | ✓        |          |
| 767A-374                  | 767A-374             | None     |          |
| 767A-375                  | 767A-375             | ✓        |          |
| 767A-376                  | 767A-376             | ✓        |          |
| 767A-377                  | 767A-377             | ✓        |          |
| 767A-382                  | 767A-382             | ✓        |          |
| 767A-383                  | 767A-383             | ✓        |          |
| 767A-384                  | 767A-384             | ✓        |          |
| <b>WILLIAMSON</b>         | 09050                | 767A-371 | ✓        |
| <b>YORK</b>               | 025-27766-000        | 767A-361 | ✓        |
|                           | 025-27774-000        | 767A-361 | ✓        |
|                           | 025-29043-000        | 767A-361 | ✓        |
|                           | 025-29050-000        | 767A-361 | ✓        |

Ceramic connectors are included (767A-369 thru 767A-377) and can be used if original ignitor has a different connector than the suggested replacement. Igniters (767A-382 thru 767A-384) include mounting adaptors and ceramic connectors. Retain any brackets used with the original equipment.

\*Universal Ignitor Upgrade Kit 21D64-2 can be used as a replacement.



## Silicon Carbide Ignitor Identification Guide




- Electrolux & Frigidaire
- GE & Hotpoint
- Whirlpool & Maytag
- Cooking & Gas Products
- Dishwasher, Disposer & Water Heater
- Laundry
- Refrigeration
- Fittings, Venting & Installation
- Electrical
- Plumbing
- Property Maintenance
- Motors
- HVAC/R
- Chemicals
- Charging, Recovery & Welding
- Test Equip., Tools & Service Acc.



# WHITE-RODGERS – Igniters

| Model Number | Lead Length | Lead Insulation Temp. Rating | Electrical Connection                                     | Ceramic Insulator & Connector Drawing |
|--------------|-------------|------------------------------|---|---------------------------------------|
| 767A-356     | 6"          | 250° C                       | Electrical Connection Receptacle with .093" Male Pins     | Figure A                              |
| 767A-357     | 5.25"       | 250° C                       | Electrical Connection Receptacle with .093" Male Pins     | Figure B                              |
| 767A-361     | 5.25"       | 250° C                       | Electrical Connection Receptacle with .093" Male Pins     | Figure C                              |
| 767A-365     | 5.688"      | 250° C                       | 1/4" Female Spade Terminals                               | Figure D                              |
| 767A-366     | 5.313"      | 250° C                       | AMP Electrical Connection Receptacle with .093" Male Pins | Figure E                              |
| 767A-369     | 5.5"        | 200° C                       | Molex Internally Keyed Connector with .093" Male Pins     | Figure F                              |
| 767A-370     | 5.25"       | 200° C                       | Electrical Connection Receptacle with .093" Male Pins     | Figure G                              |
| 767A-371     | 19.125"     | 200° C                       | Stripped Ends   | Figure H                              |
| 767A-372     | 5.25"       | 200° C                       | Molex Side Lock Connector with .092" Male Pins            | Figure I                              |
| 767A-373     | 5.25"       | 200° C                       | Electrical Connection Receptacle with .093" Male Pins     | Figure J                              |
| 767A-374     | 11"         | 200° C                       | Stripped Ends   | Figure K                              |
| 767A-375     | 1.375"      | 200° C                       | 1/4" Female Spade Terminals                               | Figure L                              |
| 767A-376     | 5.0"        | 200° C                       | Molex Front Lock Connector with .092" Male Pins           | Figure M                              |
| 767A-377     | 5.25"       | 200° C                       | Molex Front Lock Connector with .092" Male Pins           | Figure N                              |
| 767A-382     | 5.25"       | 200° C                       | Electrical Connection Receptacle with .093" Male Pins     | Figure G                              |
| 767A-383     | 5.25"       | 200° C                       | Molex Side Lock Connector with .092" Male Pins            | Figure I                              |
| 767A-384     | 5.25"       | 200° C                       | Electrical Connection Receptacle with .093" Male Pins     | Figure J                              |



## Universal Ignitor Upgrade Kit (21D64-2)

Designed to replace Silicon Carbide Igniters with sturdier Nitride design

### Electrical Rating

Input 102-132 VAC, 60Hz  
 Max. Load Current 3.0 A @ 132 VAC, 25 degrees C  
 Timing Rating 17 Seconds Minimum

### Features

- Replaces most silicon carbide igniters
- Includes universal ignitor mounting bracket
- Super tough nitride ignitor construction
- Easy ignitor replacement
- 3-year warranty

# Thermostats



## PROGRAMMABLE THERMOSTATS

### Touchscreen



Features (3) heat/(2) cool stages, optional humidity control, large display, "Home Today" override, filter and energy monitors, system-

on indicator, auto heat recovery and low battery warning. Measures 6" x 4-5/8" x 1-3/8". Includes (3) AA batteries.

| Order No. | Amps Max. | Temp. Range °F (°C) |
|-----------|-----------|---------------------|
| 43855     | 4         | 15 to 99 (-9 to 37) |

## DIGITAL THERMOSTATS



For use with conventional systems and single-stage heat pumps with blue back light. Features large LCD, filter change indicator and bi-metal freeze protection.

| Order No. | Desc.                                |
|-----------|--------------------------------------|
| 43054     | Digital thermostat                   |
| 43055     | Digital thermostat w/ remote control |

## DIGITAL THERMOSTATS

### Heat Pump



Features filter monitor, refresh programmable fan mode, residential cooling fan delay, first and second stage span adjustment, staging timer, heat/cool auto cutoff and bi-metal freeze protection. 20V to 30V AC, 50Hz/60Hz. 2.5 amp max. total current draw.

| Order No. | Dim. In. W x H x D    |
|-----------|-----------------------|
| 43057     | 4-7/8 x 4-3/8 x 1-3/8 |

## NON-PROGRAMMABLE THERMOSTATS

### Multi-Stage Heat Pump / Two-Stage Heat/Cool



43058 43658

**No. 43058.** Features energy monitor, filter monitor, system-on indicators, keyboard lock and auto heat recovery. AC powered with (2) AAA battery backup. Displays range of 40°F to 95°F.

**No. 43658.** Hardwired remote sensor. Sold separately.

| Order No. | Desc.           |
|-----------|-----------------|
| 43058     | Wall thermostat |
| 43658     | Remote sensor   |

## PROGRAMMABLE THERMOSTATS



For use with conventional heat/cool or single-stage heat pump systems. Features 5/2-day programming, adjustable cycle rate, mechanical low-temperature protection, filter monitor and 2-stage low battery warning. Energy Star compliant.

| Order No. | Desc.                               |
|-----------|-------------------------------------|
| 43154     | 5-day/2-day programmable thermostat |

## PROGRAMMABLE THERMOSTATS

### Multi Stage Heat Pump



Features 5/2, 5-1-1 or 7-day programming, blue back light, filter monitor, refresh programmable fan mode, residual cooling fan delay, first and second stage span adjustment, staging timer, heat/cool auto cutoff, bi-metal freeze protection and latching relay outputs. AC powered with non-volatile memory. Energy Star compliant.

| Order No. | Desc.   |
|-----------|---|
| 43168     | 5-day/2-day, 5-1-1 or 7-day programmable thermostat |

## PROGRAMMABLE THERMOSTATS

### Single Stage Heat Pump



Features 7-day programming (4 per day), adjustable cycle rate, energy and filter monitors, temporary and vacation overrides, programmable hold, "Home Today" override and two-stage low battery warning with fail safe protection. Energy Star compliant.

| Order No. | Desc.                         |
|-----------|-------------------------------|
| 43355     | 7-day programmable thermostat |

## PROGRAMMABLE THERMOSTATS

### w/ Auto Season Changeover



Features 7-day programming (4 per day), keyboard lock, energy and filter monitors and "Home Today" and vacation overrides.

| Order No. | Desc.                                      |
|-----------|--|
| 43503     | 7-day thermostat w/ auto season changeover |

## PROGRAMMABLE THERMOSTATS

### Multi-Stage Heat Pump/2-Stage Heat/Cool



Features 7-day programming (4 per day), energy and filter monitors, system-on indicator, keyboard lock, auto heat recovery, programmable hold, temporary/vacation and "Home Today" overrides and auto season changeover. AC powered with (2) AAA battery backup. Energy Star compliant.

| Order No. | Desc.                         |
|-----------|-------------------------------|
| 43558     | 7-day programmable thermostat |

Electrolux & Frigidaire

GE & Hotpoint

Whirlpool & Maytag

Cooking & Gas Products

Dishwasher, Disposer & Water Heater

Laundry

Refrigeration

Fittings, Venting & Installation

Electrical

Plumbing

Property Maintenance

Motors

HVAC/R

Chemicals

Charging, Recovery & Welding

Test Equip., Tools & Service Acc.

# Thermostats, Thermostat Guards & Circuit Breakers



## PROGRAMMABLE THERMOSTATS

### Single Stage Heat Pump



43665

43758

Features 7-day programming (4 per day), programmable fan, keyboard lock, energy and filter monitors, "Home Today", temporary and vacation overrides, tri-lingual display and mechanical low-temperature protection. Measures 6-1/8" W x 5-1/8" H x 1-1/2" D. Energy Star compliant.

| Order No. | Desc.                         |
|-----------|-------------------------------|
| 43665     | 7-day programmable thermostat |
| 43758     | Wireless remote sensor        |

## MECHANICAL THERMOSTATS

### Heating / Cooling



43004A

43005A

For use with 4- or 5-wire 24V AC systems and single-stage heat pumps. Features quiet-switching mercury bulb design and adjustable heat anticipator.

| Order No. | Desc.      |
|-----------|------------|
| 43004A    | Horizontal |
| 43005A    | Vertical   |

## MECHANICAL THERMOSTATS

### Heating Only



Features horizontal design, quiet-switching mercury bulb control and adjustable heat anticipator.

No. 43309. For use with 2-wire 24V AC and millivolt systems.  
No. 43359. Offers 3-wire heat zone control.

| Order No. | Terminations |
|-----------|--------------|
| 43309     | RH & W       |
| 43359     | R, Y & W     |

## THERMOSTAT GUARDS



BTG-UK2, BTG-UWM

BTG-UM

BTG-EK



BTG-K, BTG-RK

BTG-54VL & BTG-54VLW

Features locking key. Includes mounting hardware.

**Metal Models.** Features 18-22 gauge steel construction, baked enamel finish and louvered cover.

**Plastic Models.** Features high-impact plastic construction.

| Order No.            | Inside Dim. In.         |                        |
|----------------------|-------------------------|------------------------|
|                      | Solid Base<br>H x W x D | Ring Base<br>H x W x D |
| <b>Clear Plastic</b> |                         |                        |
| BTG-DK               | 4-1/4 x 7-5/8 x 2-1/8   | 4-1/8 x 7-1/16 x 2-1/4 |
| BTG-UK2              | 8-1/4 x 5-3/8 x 3-1/2   | 8-1/8 x 4-5/8 x 3-5/8  |
| BTG-EK               | 3-7/8 x 3-1/2 x 2-1/2   | —                      |
| BTG-K                | 5-1/4 x 4-3/8 x 3       | 5-1/4 x 4-5/8 x 3-1/4  |
| BTG-RK               | 6-3/8 x 3-1/2 x 3       | 6-3/8 x 3-1/2 x 3-1/4  |
| <b>Metal</b>         |                         |                        |
| BTG-UM               | 8-1/4 x 5-3/8 x 3-1/2   | —                      |
| BTG-UWM              | —                       | 6-3/4 x 4-1/2 x 3-9/16 |
| <b>Metal Hinged</b>  |                         |                        |
| BTG-54VL             | 6-1/4 x 4-1/4 x 3-1/8   | —                      |
| BTG-54VLW            | —                       | 6 x 3-3/4 x 3-1/8      |

## CONTROL BOARD CIRCUIT BREAKERS

### Li'l Popper



For use as temporary emergency fix for control boards that continue to blow fuses or are shorted out. Features quick-setting thermal cutout and self-adhesive backing.

| Order No. | Amps | Volts     |
|-----------|------|-----------|
| POP3      | 3    | 24        |
| POP5      | 5    | 120 / 240 |

# Condensate Drains, Switches & Pumps



## PVC FLUE CAPS



For use in protecting high-efficiency furnaces from dirt, moisture and other debris. Resistant to UV radiation and oxidative degradation. CSA approved for 90% AFUE heating applications.

| Order No.      | For Pipe Size In. |
|----------------|-------------------|
| <b>ECAP321</b> | 1.5, 2 & 3        |

## CONDENSATE DRAINS



Features uniform heating, self-regulating design, diecast aluminum construction and removable cord. 50-oz. capacity, evaporates 6 oz./hour. Measures 12-1/4" x 4-3/4" x 3". NSF and UL approved. Nos. **70CSA & 70CSA220**. CSA approved.

| Order No.       | Volts | Watts | Amps |
|-----------------|-------|-------|------|
| <b>70</b>       | 115   | 300   | 2.61 |
| <b>70-220</b>   | 220   | 300   | 1.36 |
| <b>70CSA</b>    | 115   | 190   | 1.65 |
| <b>70CSA220</b> | 220   | 190   | .86  |

## CONDENSATE DRAINS



Features cast aluminum construction. 50/60 Hz. Includes heating element and mounting legs. Nos. **30-OS & 30-220-OS**. NSF approved.

| Order No.   | Cap. Oz. | Volts | Watts | Amps |
|---|----------|-------|-------|------|
| <b>8 Oz. / Hr. Evap. – Measures 10" x 4" x 2-7/8"</b>     |          |       |       |      |
| <b>30-OS</b>  | 38       | 120   | 160   | 1.33 |
| <b>30-220-OS</b>  | 38       | 220   | 160   | .73  |
| <b>6 Oz. / Hr. Evap. – Measures 10" x 4-1/2" x 3-3/8"</b> |          |       |       |      |
| <b>31</b>   | 50       | 120   | 160   | 1.33 |
| <b>31-220</b>   | 50       | 220   | 160   | .73  |
| <b>14 Oz. / Hr. Evap. – Measures 10" x 9" x 2-3/4"</b>    |          |       |       |      |
| <b>75</b>   | 75       | 120   | 320   | 2.67 |
| <b>75-220</b>   | 75       | 220   | 320   | 1.45 |

## AIR PRESSURE SWITCHES

Adjustable



For use sensing positive, negative or differential air pressure. Features set point range of 0.05" to 12" WC. 300 VA pilot duty @ 115V to 277V AC. 15 amps non-inductive to 277V AC, 60 Hz. UL and CSA approved.

| Order No.        | Operating Temp. °F / °C   |
|------------------|---------------------------|
| <b>AFS222121</b> | -40 to 180 /<br>-40 to 82 |

## CONDENSATE PUMPS



Includes motor overheat protector.

| Order No.   | HP   | Watts | Volts | Amps | Hertz |
|-------------|------|-------|-------|------|-------|
| <b>CP1A</b> | 1/10 | 80    | 120   | 1.45 | 60    |

## MINI-SPLIT CONDENSATE PUMPS

Mini Flowatch



No. **DE05LUA520**. Features long-life piston pump with 4 GPH flow rate, 24' max. lift, quiet operation, thermal protection and overflow alarm.

No. **DE05LUA660 & DE05LUA770**. Features pre-mounted and wired-in plastic duct. Includes more than 2-1/2' of plastic duct and mounting hardware.

No. **DE05LUA720**. Features silent operation, thermal protection and overflow alarm. Waterproof and dustproof. Measure 78mm x 38mm x 37mm.

| Order No.                 | Volts |
|---------------------------|-------|
| <b>Mini Flowatch 2</b>    |       |
| <b>DE05LUA520</b>         | 115   |
| <b>DE05LUA720</b>         | 220   |
| <b>Flowatch Mini Pump</b> |       |
| <b>DE05LUA660</b>         | 115   |
| <b>DE05LUA770</b>         | 220   |

Electrolux & Frigidaire

GE & Hotpoint

Whirlpool & Maytag

Cooking & Gas Products

Dishwasher, Disposer & Water Heater

Laundry

Refrigeration

Fittings, Venting & Installation

Electrical

Plumbing

Property Maintenance

Motors

HVAC/R

Chemicals

Charging, Recovery & Welding


Test Equip., Tools & Service Acc.



# Fan Controls & Switches



## FAN CONTROLS



Features SPDT switch, temperature adjustment and 7" extension. Full load 5.8A @ 120V, 2.9A @ 240V. Locked rotor 34.8A @ 120V, 17.4A @ 240V.

| Order No. | Temp. Adj. °F |
|-----------|---------------|
| L597BA    | 120 to 250    |



## FAN CONTROLS

Relay & Transformer - SPDT



For use in 4" x 4" junction boxes. Features pre-wired line voltage connections, energy limiting class II transformer design and color coded pre-stripped leads. 120V AC primary and 24V AC secondary transformer.

| Order No. | Desc.              |
|-----------|--------------------|
| 90-113    | Fan control center |

We are continually adding new products. Call us with your inquiries.



## AIR PRESSURE SWITCHES

Adjustable



Features adjustable set points, activation on pressure rise and SPDT contact arrangement. Operating temperature from 40 to 190°F (4.4 to 87.8°C) 5A non-inductive 120V to 277V AC. 1 Amp pilot duty (120 VA) @ 120V AC. UL and CSA approved.

| Order No. | Range In. / WC |
|-----------|----------------|
| RSS49813  | 1.0 to 4.0     |
| RSS49511  | 0.25 to 1.0    |

## TIME DELAY SWITCHES

S106 Series

For use in controlling high-current blowers, relays and contacts at pre-determined time interval after heater is energized. Features ambient compensation (0°F to 200°F), 24V circuit connected heater timer and SPST switching. 0.12A @ 24V AC.

| Order No.    | Delay on Make | Delay on Break |
|--------------|---------------|----------------|
| S1061A40100C | 35 to 45      | 80 to 110      |
| S1061A4575C  | 30 to 50      | 60 to 90       |
| S1061A5040C  | 45 to 55      | 30 to 50       |
| S1061A5560C  | 50 to 60      | 45 to 75       |
| S1061B6545C  | 60 to 70      | 45 to 75       |

## AIR PRESSURE SWITCHES



For use in sensing positive, negative or differential air pressure. Features SPDT contact arrangement. 1/10 HP @ 120 to 277V AC. 28 VA pilot duty @ 24V AC, 125 VA pilot duty @ 120V AC.

| Order No. | Set Point Range WC | Operating Temp. Range °F/°C |
|-----------|--------------------|-----------------------------|
| NS2000003 | 0.01 to 10         | 40 to 190 / 4.4 to 87.8     |

## MAGNETIC LINE CONTACTORS

2-Pole

Replaces 2-pole, 30A contactors used in air handlers to control blower motors for air conditioning and electric heat. Features non-positional design. Includes (4) terminals and (4) screws. 24V, 30A. 50/60 Hz. UL approved.

| Order No. | Replaces   |
|-----------|--|
| SMC11     | MARS 18001, Honeywell R850B1146 & Packard C18001 |



# Contactors, Timer Switches & Valve Kits



## CONTACTORS

Two-Pole



Features DPST motor.

| Order No.     | Resistive Amps | Full Load Amps | Coil Voltage | Hertz | Locked Rotor Amps | Replaces   |
|---------------|----------------|----------------|--------------|-------|-------------------|--|
| <b>C18001</b> | 30             | 30             | 24           | 50/60 | 120               | GE 3ARR8E4, Gemline MC11, HD Supply 252851, Mars 18001, 18005 & White-Rodgers 90-230 |



## TIMER SWITCHES

Features (2) on/(2) off trippers, up to (10) on/off operations per 24 hours and manual on/off. Operating temperature -22°F to 158°F (-30°C to 70°C). Measures 7.9" x 5.3" x 3". 1000 VA pilot duty, 2HP @ 120V, 5HP @ 240V.  
**Nos. ST101 & ST102.** Features SPST switching.

| Order No.    | Volts |
|--------------|-------|
| <b>ST101</b> | 120   |
| <b>ST102</b> | 240   |
| <b>ST103</b> | 120   |
| <b>ST104</b> | 240   |

## HUMIDIFIER SOLENOID VALVE KITS

Features adjustable water flow valve. Includes mounting bracket and fittings.

| Order No.     | Volts |
|---------------|-------|
| <b>UHS</b>    | 24    |
| <b>UHS120</b> | 120   |



Electrolux & Frigidaire

GE & Hotpoint

Whirlpool & Maytag

Cooking & Gas Products

Dishwasher, Disposer & Water Heater

Laundry

Refrigeration

Fittings, Venting & Installation

Electrical

Plumbing

Property Maintenance

Motors

HVAC/R

Chemicals

Charging, Recovery & Welding

Test Equip., Tools & Service Acc.

# Blower Controls & Digital Thermostats



## BLOWER CONTROLS

Cam-Stat®



Features adjustable on/off times and safety limit circuit.

| Order No.     | Volts | Blower On/Off Time Min. |
|---------------|-------|-------------------------|
| <b>BC7070</b> | 24    | 0 to 4                  |



## DIGITAL THERMOSTATS

Blue™ Commercial



Features 7-day, 5/1/1 day or non-programmable modes, 6 sq. in. lighted display and locking capability. Hardwired or battery powered with optional power stealing assist. 45°F to 99°F setpoint range. 20V to 30V AC electrical rating; 2.5A switch rating @ 30V AC (terminals combined). Energy Star® compliant.

battery powered with optional power stealing assist. 45°F to 99°F setpoint range. 20V to 30V AC electrical rating; 2.5A switch rating @ 30V AC (terminals combined). Energy Star® compliant.

| Order No.        | Stages Heat/Cool |
|------------------|------------------|
| <b>1F95-0680</b> | 4/2              |

## DIGITAL THERMOSTATS

Big Blue™



Features 7-day, 5/1/1 day or non-programmable modes and 12 sq. in. lighted touch-screen display. Hardwired or battery powered with optional power stealing assist. 45°F to 99°F setpoint range. 20V to 30V AC electrical rating; 2.5A switch rating @ 30V AC (terminals combined). Energy Star® compliant.

No. **1F95-1291**. Includes humidifier and dehumidifier control. Enhanced dehumidification fan speed control and flow-through humidifier water-saving feature.

| Order No.        | Stages Heat/Cool |
|------------------|------------------|
| <b>1F95-1277</b> | 3/2              |
| <b>1F95-1291</b> | 4/2              |



## DIGITAL THERMOSTATS

Blue™ 2"



Features 2 sq. in. lighted display, push connect color-coded terminals and soft touch keypad. Hardwired or battery powered with (2) heat and (1) cool heat pump

stages. 45°F to 90°F setpoint range. 0 to 30V AC, 50/60 Hz or DC electrical rating; 1.5A switch rating @ 30V AC (terminals combined). Energy Star® compliant. No. **1F82-0261**. 5/1/1 day programmable.

| Order No.        | Desc.            |
|------------------|------------------|
| <b>1F82-0261</b> | Programmable     |
| <b>1F89-0211</b> | Non-programmable |

## DIGITAL THERMOSTATS

Blue™ Universal



Features 4 sq. in. lighted display and soft touch keypad. Hardwired or battery powered; millivolt and hydronic zone valve compatible. 45°F to 90°F setpoint

range. 0 to 30V AC, 50/60 Hz or DC electrical rating; 2.5A switch rating @ 30V AC (terminals combined). Includes wall plate F61-2634. Energy Star® compliant.

No. **1F85-0422**. 5/1/1 day, 5/2 day or non-programmable modes.

| Order No.        | Desc.            | Stages Heat/Cool |
|------------------|------------------|------------------|
| <b>1F85-0422</b> | Programmable     | 2/2              |
| <b>1F83-0422</b> | Non-programmable | 2/2              |

## DIGITAL THERMOSTATS

80 Series® – Single Stage



Features lighted display and soft touch keypad. Hardwired or battery powered; millivolt compatible. 45°F to 90°F setpoint range.

0 to 30V AC, 50/60 Hz or DC electrical rating; 1.5A switch rating @ 30V AC (terminals combined). Energy Star® compliant. No. **1F80-361**. 5/1/1 day programmable.

| Order No.       | Desc.            |
|-----------------|------------------|
| <b>1F80-361</b> | Programmable     |
| <b>1F86-344</b> | Non-programmable |



## DIGITAL THERMOSTATS

Blue™ 4"



Features 4 sq. in. lighted display and soft touch keypad. Hardwired or battery powered; millivolt and hydronic zone valve compatible. 45°F to 90°F setpoint range. 0 to 30V AC, 50/60 Hz or DC electrical rating; 2.5A switch rating @ 30V AC (terminals combined). Includes wall plate F61-2634.

No. **1F80-0471**. 5/1/1 day, 5/2 day or non-programmable modes.

| Order No.        | Desc.            |
|------------------|------------------|
| <b>1F80-0471</b> | Programmable     |
| <b>1F86-0471</b> | Non-programmable |

## DIGITAL THERMOSTATS

70 Series®



1E78-151

1F78-151

For use with residential single-stage and heat-pump applications. Fossil fuel or electric heat compatible. Features large LCD display with backlight, selectable Celsius/Fahrenheit display and B/O terminals. Battery powered.

| Order No.         | Desc.            |
|-------------------|------------------|
| <b>Vertical</b>   |                  |
| <b>1E78-140</b>   | Non-programmable |
| <b>1E78-144</b>   | Non-programmable |
| <b>1E78-151</b>   | Programmable     |
| <b>Horizontal</b> |                  |
| <b>1F78-151</b>   | Programmable     |
| <b>1F78-144</b>   | Non-programmable |

# Thermostats



## DIGITAL THERMOSTATS

### 70 Series® - Heat Pump



For use with residential single-stage and heat-pump applications. Features large LCD display with backlight, selectable Celsius/Fahrenheit display and B/O terminals. Hard-wired.

| Order No. | Desc.            |
|-----------|------------------|
| 1F72-151  | Programmable     |
| 1F79-111  | Non-programmable |

## DIGITAL THERMOSTATS

### Blue 2"



Features 2-sq.-in. lighted display and dual-power - hardwired or battery. 45°F to 99°F setpoint range.

| Order No.   | Desc.            |
|-------------|------------------|
| 1F80-0261   | Programmable     |
| 1F80-0224   | Programmable     |
| 1F86EZ-0251 | Non-programmable |
| 1F86-0244   | Non-programmable |

## DIGITAL THERMOSTATS

### 80 Series® - Heat Pump



Features 1.8" LCD display with backlight, permanent program retention during power loss and selectable Celsius/Fahrenheit display. Hardwired. 45°F to 90°F setpoint range.

|             |                  |
|-------------|------------------|
| 1F82-261    | Programmable     |
| 1F89EZ-0251 | Non-programmable |
| 1F89-0211   | Non-programmable |

## DIGITAL THERMOSTATS

### Blue 4" - Heat Pump



Features 4-sq.-in. display, dual power - battery or hardwired, automatic heat/cool changeover option and keypad lockout. 45°F to 99°F setpoint range.

No. 1F85-0477. 5/1/1, 5/2 or 7-day programmable.

| Order No. | Desc.            |
|-----------|------------------|
| 1F85-0477 | Programmable     |
| 1F83-0471 | Non-programmable |

## DIGITAL THERMOSTATS

### Blue 6" Heat Pump



Features 6-sq.-in. display, dual power - battery or hardwired, automatic heat/cool changeover option, keypad lockout and power saving battery assist. 45°F to 99°F setpoint range.

| Order No.   | Program Options |
|-------------|-----------------|
| 1F95-0671   | 5/1/1 or 7      |
| 1F95EZ-0671 | 7               |

## DIGITAL THERMOSTATS

### Big Blue 12"



Features 12-sq.-in. touchscreen display, dual-power - battery or hardwired, automatic heat/cool changeover option and keypad lockout. 5/1/1 or 7-day programmable.

| Order No. | Setpoint Range °F |
|-----------|-------------------|
| 1F97-1277 | 45 to 99          |

## DIGITAL THERMOSTATS

### Blue Wireless Easy Install 6"- Heat Pump



Features 6-sq.-in. display, humidity/dehumidity control options and keypad lockout. Battery powered. 7-day programmable.

| Order No.   | Setpoint Range °F |
|-------------|-------------------|
| 1F98EZ-1621 | 45 to 99          |

## MECHANICAL THERMOSTATS

### 70 Series®

Single stage (1H / 0C) setpoint thermostat. Features vertical rounded profile, large backlit LCD, selectable Celsius/Fahrenheit and R, W terminals. 50°F to 90°F temperature range. No fan switch.

No. 1C20-101. Includes F61-2499 wall mounting plate.



| Order No. | Desc.              |
|-----------|--------------------|
| 1C20-101  | Has "off" position |
| 1C20-102  | No system switch   |

## MECHANICAL THERMOSTATS

### Mercury Free



1E30N-910



1F56N-444

Setpoint thermostat with 24V and 50°F to 90°F temperature range. Mounts to wall or junction box. Features built-in bimetal thermometer. No. 1E30N-910. Heat only. Vertical orientation.

No. 1E56N-444. Vertical orientation. Can be used on 3-wire zone valve and 750mV applications. Includes heat/cool only terminal wallplate.

No. 1F56N-444. Horizontal orientation. Can be used on 3-wire zone valve and 750mV applications. Includes heat/cool only terminal wallplate.

| Order No. | Terminals                |
|-----------|--------------------------|
| 1E30N-910 | R, W                     |
| 1E56N-444 | R, W                     |
| 1F56N-444 | RC, RH, W, Y, G, O, B, A |

Electrolux & Frigidaire

GE & Hotpoint

Whirlpool & Maytag

Cooking & Gas Products

Dishwasher, Disposer & Water Heater

Laundry

Refrigeration

Fittings, Venting & Installation

Electrical

Plumbing

Property Maintenance

Motors

HVAC/R

Chemicals

Charging, Recovery & Welding

Test Equip., Tools & Service Acc.

# Thermostats, Heat Sequencers & Flame Sensors



## REMOTE THERMOSTAT SENSORS

Indoor



Compatible with all White-Rodgers thermostats with indoor remote sensing. Measures 2-1/8" x 3-1/2" x 3/4". Classic white.

| Order No. | Temp. Range °F |
|-----------|----------------|
| F145-1328 | 40 to 99       |

## LINE VOLTAGE THERMOSTATS

Light Duty



Line voltage SPDT thermostat. Features 36°F to 90°F range, 1.5°F differential and setpoint locking. 8 FLA at 120V AC, 4 FLA at 240/277V AC. May be used with S29-21 or S29-22 subbases.

| Order No. | Desc.                        |
|-----------|------------------------------|
| 1A10-651  | SPDT line voltage thermostat |

## EVAPORATIVE COOLER CONTROL SYSTEMS



Includes 1D51W-632 horizontal mount wall thermostat and 8A18Z-2 transformer relay control panel.

| Order No. | Temp. Range °F |
|-----------|----------------|
| 21D28-6   | 55 to 95       |

## ELECTRIC HEAT SEQUENCERS



Double quick-connect terminals with multi-poise mounting. Control input 24V. Rated 30A at 240V AC total load all contacts. UL recognized.

**No. 24A34-3.** On time (make) 1 to 20 sec., off time 40 to 110 sec., contacts M1-M2 and M3-M4.

**No. 24A34-6.** On/off time (make/break) 1 to 110 sec., contacts M1-M2, M3-M4, M5-M6 and M7-M8.

### Electrical Ratings

| VAC | Resistive |      | Motor |     | Pilot |
|-----|-----------|------|-------|-----|-------|
|     | Watts     | Amps | FLA   | LRA | VA    |
| 120 | 3000      | 25.0 | 14    | 72  | 125   |
| 240 | 6000      | 25.0 | 7     | 42  | 125   |
| 480 | 6000      | 12.5 | -     | -   | 480   |

### Heat Sequencers

| Order No. | No. Timings | No. Switches |
|-----------|-------------|--------------|
| 24A34-3   | 1           | 2            |
| 24A34-5   | 2           | 3            |
| 24A34-6   | 2           | 4            |

## FLAME SENSORS

Mercury



For proving pilot flame and controlling main valve in cycle pilot systems. Works with OEM controls. Max. temperature at bulb tip 1450°F. Includes 48" lead wire and adapter fittings.

| Order No. | Bulb Style | Replaces Bulb Style |
|-----------|------------|---------------------|
| 3098-134  | 19         | 9 & 13              |

# Flame Sensors & Ignition Controls



## FLAME SENSORS

HSI Systems



For use with spark ignition and flame sensing. Features alumina ceramic insulator and high- temperature kanthal flame rod material that can withstand 1800°F. Can be mounted remotely on multiple burners or adjacent to igniter on other applications.

Includes 2-1/2" long mounting flange to sensor tip and 1-9/ 16" length sensor offset. 90° sensor offset angle.

| Order No. | Angle ° | Term.                   | Replaces          |
|-----------|---------|-------------------------|-------------------|
| PFS301    | 45      | 1/4" male quick connect | Rheem 62-23543-01 |

## CARRIER FLAME SENSORS



For use with spark ignition and flame sensing. Features alumina ceramic insulator and high- temperature kanthal flame rod material that can withstand 1800°F. Can be mounted remotely on multiple burners or adjacent to igniter on other applications.

Flame sensor for Hot Surface Ignition (H.S.I.) systems. Used on these Bryant and Carrier models: 355MAV, 345MAV, 340MAV, 350MAV, 373LAV, 58MXA, 58MVP and 58MCA.

| Order No. | Replaces                                |
|-----------|---|
| PFS013    | Carrier LH33WZ514, LH33WZ516 & LH680013 |

**Quality Products**

**Quality People**



## CARRIER FLAME SENSORS



For use with spark ignition and flame sensing. Features alumina ceramic insulator and high- temperature kanthal flame rod material that can withstand 1800°F. Can be mounted remotely on multiple burners or adjacent to igniter on other applications.

For use with Carrier LH33ZS004 igniter and Hot Surface Ignition (H.S.I.) systems. Used on these Bryant and Carrier models: 330AAV, 330JAV, 333BAV, 333JAV, 398AAV, 58DHC, 58DXC, 58PAV, 58SSC, 58SXC, 58TUA and 58WAV.

| Order No. | Flame Rod Angle | Replaces  |
|-----------|-----------------|---|
| PFS014    | 45°             | Carrier LH33WZ511, LH33WZ515, LH680012 & LH680014 |



## IGNITION CONTROLS

Universal – Intermittent Pilot



For use in gas-fired non-integrated forced air furnaces, boilers and cookin appliances. Features color diagnostic LEDs. Compatible with single or dual rod remote sensors. CSA approved.

| Order No. | Input Volts AC | Dim. In. L x W x H |
|-----------|----------------|--------------------|
| 50D50-843 | 18 to 30       | 4.13 x 4.13 x 1.5  |

## IGNITION CONTROLS

Universal – Direct Spark



Microprocessor based control for heating appliance using LP or natural gas. Features color LED indicator for diagnostics, 1/4" and 3/16" quick connect terminals, program keys and damper interface. CSA approved.

| Order No. | Input Voltage |
|-----------|---------------|
| 50D50-842 | 25V AC        |

Electrolux & Frigidaire

GE & Hotpoint

Whirlpool & Maytag

Cooking & Gas Products

Dishwasher, Disposer & Water Heater

Laundry

Refrigeration

Fittings, Venting & Installation

Electrical

Plumbing

Property Maintenance

Motors

HVAC/R

Chemicals

Charging, Recovery & Welding

Test Equip., Tools & Service Acc.



# Furnace Controls & Air Switches



## FURNACE CONTROLS

### Hot Surface Ignition – Non-Integrated



Features program keys for multiple timing selections, tri-colored LED indicator for diagnostics, direct and indirect flame sense compatibility and universal design.

| Order No. | Operating Temp. °F |
|-----------|--------------------|
| 50E47-843 | -40 to 175         |

## FURNACE CONTROLS

### Hot Surface Ignition – Universal Integrated



Silicon carbide ignition. Controls gas burner, ignitor, blower, inducer, air cleaner and humidifier. 30-second prepurge.

| Order No. | Delay Sec. |               |      |       |
|-----------|------------|---------------|------|-------|
|           | Heat       |               | Cool |       |
|           | On         | Off           | On   | Off   |
| 50A55-843 | 30/45      | 60/90/120/180 | 5    | 45/90 |

## FURNACE CONTROLS

### Nitride Hot Surface - Integrated



Nitride ignition. Controls gas valve, igniter, blower, inducer, humidifier and air cleaner. Features replaceable 3A fuse, 60-minute auto reset and single-channel flame sense. Includes diagnostic indicator flash codes.

| Order No. | Input Voltage |
|-----------|---------------|
| 50A65-843 | 25V AC        |

## FURNACE CONTROL KITS

### Hot Surface Ignition – Integrated



Replaces single-stage carbide and nitride hot surface ignition systems. Control module features 3 fan speeds, color-coded thermostat connection, onboard system diagnostics with LED indicator, and low-voltage fuse protection. Includes quick-connect wiring harnesses, universal nitride ignitor and instructions. Operating temperature: -40°F to 176°F (-40°C to 80°C).

| Order No.  | Input Volts AC | Dim. In. H x W x D |
|------------|----------------|--------------------|
| 50M56U-843 | 25             | 7 x 5.25 x 1.25    |

## FURNACE CONTROLS

### Silicon Carbide - Integrated



Controls gas valve, ignitor, two-speed blower motor, inducer, humidifier and air cleaner. Features flash code diagnostics, twinning and adjustable blower relay. Includes mounting hole template.

| Order No. | Operating Temp. °F |
|-----------|--------------------|
| 50T35-743 | -40 to 176         |

## AIR SWITCHES

### Dual Purpose



Reduces potential for vibration or shock. Responds to positive, negative or differential air pressure. Includes 12" L x 1/4" OD flex tubing with nuts and ferrules. Enclosed diaphragm. Mounts any position except for upside-down. Rated ambient -40°F to 180°F, max. pressure 1/2 PSI. Rated 15.0A resistive (noninductive) at 120/240/277V AC; 300 VA at 125V to 277V AC. UL listed, CSA certified.

| Order No. | Pressure In. WC | Switch Action |
|-----------|-----------------|---------------|
| 770-1     | 0.05-12         | SPDT          |

# Controls, Zone Valves & Snap Disc Thermostats



Electrolux  
& Frigidaire

GE  
& Hotpoint

Whirlpool  
& Maytag

Cooking  
& Gas  
Products

Dishwasher,  
Disposer &  
Water Heater

Laundry

Refrigeration

Fittings,  
Venting &  
Installation

Electrical

Plumbing

Property  
Maintenance

Motors

HVAC/R

Chemicals

Charging,  
Recovery  
& Welding

Test Equip.,  
Tools &  
Service Acc.

## CONTROLS

### SPDT

| Electrical Rating (AC)<br>for Type Numbers | Electrical Ratings       |         |                           |         | Pilot Duty 120/<br>240/277V AC |
|--|--------------------------|---------|---------------------------|---------|--------------------------------|
|  | Motor Rating (Full Load) |         | Resistive (Non-Inductive) |         |                                |
|  | 120V AC                  | 240V AC | 120/240V AC               | 277V AC |                                |
| 3L01, 3L02                                 | 10.0A                    | 5.0A    | 25.0A                     | 21.6A   | 125VA                          |
| 3L03 (1 & 2 Close on Rise)                 | 5.8A                     | 2.9A    | —                         | —       | 125VA                          |
| 3L03 (1 & 3 Open on Rise)                  | 10.0A                    | 5.0A    | 25.0A                     | 21.6A   | 125VA                          |

## ZONE VALVES

### Hydronic



Features quiet operation, stainless steel valve stem construction and built-in auxiliary contacts. 15 PSI maximum differential across valve; 50 PSI maximum system pressure. 240°F maximum water temperature. 24 V AC; 60Hz.

| Order No. | Type   | Tubing Size ID In. |
|-----------|--------|--------------------|
| 1311-102  | 3-wire | 3/4                |
| 1361-102  | 2-wire | 3/4                |
| 1361-103  | 2-wire | 1                  |

## SNAP DISC THERMOSTATS

### Adjustable



SPST switch action. Includes thermostat and tab-to-screw terminals.

| Voltage AC | Resistive (Non-Inductive) | Motor Rating (Inductive) |              |
|------------|---------------------------|--------------------------|--------------|
|            |                           | Full Load                | Locked Rotor |
| 120        | 25.0A                     | 14.0A                    | 72.0A        |
| 240V       | 25.0A                     | 10.0A                    | 60.0A        |

## FAN/LIMIT CONTROLS



Single-element design for applications with space limitations. Regulates fan or blower operation and acts as high-limit safety control. Features slotted mounting holes, long terminal screws, removable solid-copper jumper and summer fan switch for ventilation. 25°F fixed differential, 15°F adjustable. Measures 2.9" W x 4.3" H x 1.6" D.

| Order No. | Element Lgth. In. |
|-----------|-------------------|
| 5D51-35   | 5                 |
| 5D51-90   | 8                 |
| 5D51-78   | 11                |

## REFRIGERATION TEMPERATURE CONTROLS

### Series 1609



For remote control. Bulb size 5-1/4" x 3/8". Close on rise switch action. -30°F to 90°F temperature range. Mounting clamp included.

| Order No. | Diff. Adj. °F | Capillary Lgth. Ft. | Motor Rating (FLA) |         |
|-----------|---------------|---------------------|--------------------|---------|
|           |               |                     | 120V AC            | 240V AC |
| 1609-101  | 3.5 to 40     | 5                   | 16.0               | 8.0     |

# Gas Valves, Pilot Controls, Safety Valves & Thermostats



## GAS VALVES

### 36C Series



Replacement valves. 1/2 PSI maximum pressure rating and straight through flow direction. Compatible with both LP and Natural gas. No. 36C74-913. Natural gas only.

| Order No.   | Application                   | Coil Voltage | Pipe Size In. | Opening    |
|---|-------------------------------|--------------|---------------|------------|
| <b>Snap Open, Single Function, Standing Pilot</b> |                               |              |               |            |
| 36C03-300   | Standing pilot                | 24VAC        | 1/2 x 3/4     | Fast       |
| 36C03-333   | Standing pilot                | 24VAC        | 1/2 x 3/4     | Fast       |
| 36C03-400   | Standing pilot                | 24VAC        | 3/4 x 3/4     | Fast       |
| 36C03-433*  | Standing pilot                | 24VAC        | 3/4 x 3/4     | Fast       |
| 36C03U-333  | Standing pilot                | 750mV        | 1/2 x 3/4     | Fast       |
| 36C03U-433*                                       | Standing pilot                | 750mV        | 3/4 x 3/4     | Fast       |
| <b>HSI/DSI</b>                                    |                               |              |               |            |
| 36C74-913   | Step open                     | 24VAC        | 3/4 x 3/4     | Step       |
| 36C94-303   | Intermittent systems ignition | 24CAV        | 1/2 x 3/4     | Delay slow |

## GAS VALVES

### 36H Series



For use with intermittent ignition systems. Features adjustable regulator, quiet operation, inlet/outlet screens and tamper resistant screws. Compatible with LP and natural gas. 24V AC coil voltage.

| Order No. | Pipe Size In. | Opening | Stages |
|-----------|---------------|---------|--------|
| 36H32-304 | 1/2 x 3/4     | Fast    | 1      |
| 36H32-423 | 3/4 x 3/4     | Fast    | 1      |
| 36H33-412 | 3/4 x 3/4     | Slow    | 1      |
| 36H64-463 | 3/4 x 3/4     | Fast    | 2      |

## PILOT RELIGHT CONTROLS



Generates spark pulse until flame is sensed and begins sparking immediately if flame extinguishes. Features solid-state module design. Includes spark plug and 1/4" spade connectors. CSA approved.

| Order No. | Input Voltage |
|-----------|---------------|
| 5059-23   | 24V AC        |

## GAS PILOT SAFETY VALVES



For use with pipes 1/2" x 1/2". Features straight thru flow with plugged rear Inlet, (2) 1/2" x 3/8" reducer bushings and thermocouple connection opposite pilot.

| Order No. | Max. Pressure PSI |
|-----------|-------------------|
| 764-742   | 1/2               |

## POWER GENERATORS

### 750 Millivolt



For use with 750 mV self-generation control systems. Includes 36" armored cable with split-spade terminals, mounting nut, spring clips and PG9 adapter sleeve.

| Order No. | Desc.                  |
|-----------|------------------------|
| G01A-332  | 750 mV power generator |

## THERMOCOUPLES

### Universal



Features stainless steel element construction, universal adapter fittings, standard 11/32" double-lead thread and instructions.

| Order No. | Lgth. In. |
|-----------|-----------|
| H06E-24   | 24        |
| H06E-36   | 36        |

# Generators, Temperature Controls & Relays



## PILOT GENERATORS

PG9



Provides pilot flame for igniting gas burners while generating millivolt output to operate gas valves and relays. Features single-flame burner, snorkel primary air path, flame ring surrounding generator and high-temperature stainless steel cover. Includes orifice base fittings for natural and LP gas. 90° right porting. IAS certified.

Order No.

Head

PG9A42JTL20

Cobra

## ELECTRONIC TEMPERATURE CONTROLS

Digital



For use with refrigeration and heating applications. Features alarm output with selectable delay, -40°F to 220°F setpoint range and 1°F to 30°F differential range. Requires no common wire on uninterrupted loads of 2.5A or greater.

Order No.

Desc.

16E09-101

Electronic temperature control

## ENCLOSED FAN RELAYS

Double Throw



For switching single- or two-speed fan motors, solenoids, relays, resistive loads and other general purpose applications. Single pole, totally enclosed. Contacts have inductive rating of 8A continuous, 25A inrush @ 125/250V AC; resistive rating of 16A continuous @ 125/250V AC.

Order No.

Coil Voltage @ 50/60Hz

90-293Q

24

## ENCLOSED FAN RELAYS

Heavy-Duty



Use with air conditioning, heating and general purpose switching applications. Operates in any position. Enclosed design. 24V Coil. Contacts have inductive rating of 12A continuous, 60A inrush @ 125V AC; 8A continuous, 48A inrush @ 250V AC. Resistive rating of 18A continuous @ 277V AC.

Order No.

Type

90-370

SPDT

90-380

SPNO/SPNC

## SWITCHING RELAYS

Double Pole



Double-throw, semi-enclosed design. Easy to install and wire. Suitable for vending machines, appliances, fan controls, heating and air conditioning and general purpose switching applications. Power terminals.

Order No.

Coil Voltage @ 50/60Hz

90-340

24

### MANUFACTURERS' CATALOGS

We will be glad to send manufacturers' catalogs and other available publications and data on request.

Electrolux & Frigidaire

GE & Hotpoint

Whirlpool & Maytag

Cooking & Gas Products

Dishwasher, Disposer & Water Heater

Laundry

Refrigeration

Fittings, Venting & Installation

Electrical

Plumbing

Property Maintenance

Motors

HVAC/R

Chemicals

Charging, Recovery & Welding

Test Equip., Tools & Service Acc.





# Cleaners



## COIL CLEANERS

### Black Max



Alkaline expanding foam formula with potassium hydroxide for cleaning and brightening coils.  
**Note:** Must be rinsed with water.

| Order No. | Size Gal. |
|-----------|-----------|
| 45269     | 1         |

## COIL CLEANERS

### Hydro-Kleen



Concentrated alkaline expanding foam formula with potassium hydroxide for cleaning and brightening coils.

**Note:** Must be rinsed with water.

| Order No. | Size Gal. |
|-----------|-----------|
| 45270     | 1         |

## COIL CLEANERS

### Hydro-Foam



Concentrated expanding foam formula with hydrofluoric and phosphoric acids for cleaning and brightening coils.

**Note:** For outdoor use only. Must be rinsed with water.

| Order No. | Size Gal. |
|-----------|-----------|
| 45271     | 1         |



## COIL CLEANERS

### Hydro-Coil



Concentrated self-rinsing, no-foam formula for cleaning and brightening condenser coils. Condensation carries away dirt and contamination. USDA Accepted.

| Order No. | Size Gal. |
|-----------|-----------|
| 45272     | 1         |

## COIL CLEANERS

### Zip Clean



Ready-to-use aerosol for cleaning evaporator coils.

| Order No. | Size Oz. |
|-----------|----------|
| 45273     | 18       |

## ICEMAKER CLEANERS

### Hydro Balance



Non-foaming formula removes slime and scale. Food grade. Nickel safe.

| Order No. | Size   |
|-----------|--------|
| 45275     | 16 Oz. |
| 45276     | 1 Gal. |

## LEAK DETECTORS

### Leak Seek



For locating leaks in pressurized gas systems. Blue liquid clings to vertical surfaces, underside of pipes and other hard to reach areas. Non-corrosive, non-clogging.

| Order No. | Size Oz. |
|-----------|----------|
| 45277     | 32       |



## SEPTIC TREATMENT

### Drain Out SeptoBac



Automatic, convenient, continuous and effective.

| Order No. | Size |
|-----------|------|
| C-SB0612N |      |

## SEPTIC TREATMENT

### Drain Out SeptoBac



Automatic, convenient, continuous and effective..

| Order No. | Size |
|-----------|------|
| C-SB06N   |      |

## AT-HOME DRY CLEANER



Ready to wear in 20 minutes. Cleans up to 4 garments per load. Gently and safely cleans, deodorizes and relaxes wrinkles without shrinking, stretching or fading.

| Order No. | Description | Qty.      |
|-----------|-------------|-----------|
| DCS04N    | Fresh Scent | 14 Cloths |

Electrolux & Frigidaire

GE & Hotpoint

Whirlpool & Maytag

Cooking & Gas Products

Dishwasher, Disposer & Water Heater

Laundry

Refrigeration

Fittings, Venting & Installation

Electrical

Plumbing

Property Maintenance

Motors

HVAC/R

Chemicals

Charging, Recovery & Welding

Test Equip., Tools & Service Acc.

# Cleaners



## AT-HOME DRY CLEANER



Ready to wear in 20 minutes. Cleans up to 4 garments per load. Gently and safely cleans, deodorizes and relaxes wrinkles without shrinking, stretching or fading.

| Order No. | Description    | Qty.     |
|-----------|----------------|----------|
| DCSFF04N  | Fragrance Free | 6 Cloths |

## WRINKLE REMOVERS



| Order No. | Size   |
|-----------|--------|
| WR06N     | 16 oz. |

## DRAIN OPENERS

For Bathrooms – Drain Out



Specially formulated to clear hair and soap clogs in sinks and tubs. Prevents slow running drains with regular use. Plumbing and septic safe.

| Order No. | Size   |
|-----------|--------|
| DOB06N    | 16 oz. |
| DOB0632N  | 32 oz. |

## DRAIN OPENERS

For Kitchens



Kitchen drain opener specially formulated to clear grease and food clogs in kitchen sinks. Septic safe.

| Order No. | Size   |
|-----------|--------|
| DOK06N    | 16 oz. |
| DOK0632N  | 32 oz. |

## DRAIN FRESHENERS

For Bathrooms – Drain Out



Drain freshener and clog preventer designed to maintain your drains by removing build-up that causes clogs. Prevents slow running drains with regular use. Citrus scent.

| Order No. | Size   |
|-----------|--------|
| DOF06N    | 16 oz. |
| DOF0632N  | 32 oz. |

## BATHROOM CLEANERS

Lime Out® Extra



Non-abrasive formula removes rust stains, lime, calcium and mineral deposits from tubs, showers, sinks, toilets, chrome, fiberglass and cookware. Clings to vertical surfaces. 24 oz.

| Order No. | Pkg. Qty. |
|-----------|-----------|
| AO06N     | 6         |

## TOILET BOWL CLEANERS

Automatic – Iron Out®



Concentrated formula removes rust and prevents new stains from forming. Drop-in tablet lasts up to 30 days. Safe for plumbing and septic tanks.

| Order No. | Size Oz. | Pkg. Qty. |
|-----------|----------|-----------|
| AT12T     | 2.1      | 12        |
| AT66N     | 6.3      | 6         |

## DISHWASHER CLEANERS

Dishwasher Magic®



Removes rust, scale, mineral buildup and food stains, and disinfects dishwasher interior. Will not damage plumbing or septic systems. EPA approved. 12 oz.

| Order No. | Desc.                                | Pkg. Qty. |
|-----------|--------------------------------------|-----------|
| DM06N     | Dishwasher cleaner                   | 6         |
| DM12T     | Dishwasher cleaner (countertop tray) | 12        |

## DISHWASHER CLEANERS

Dishwasher Magic®



Enhances cleaning performance and lengthens lifespan of dishwasher. Improves water jet circulation and reduces dishwasher electrical consumption. Kills 99.9% of harmful bacteria in dishwasher. EPA registered.

| Order No. | Pkg. Qty. |
|-----------|-----------|
| DM0616N   | 12        |

# Cleaners



## DISHWASHER CLEANERS

Glisten®



Citric acid formula removes soap scum, food stains and hard water deposits. Lemon scent. Non-toxic.

| Order No. | Size Oz. |
|-----------|----------|
| GL02CS    | 2        |
| GL12N     | 4        |

## GARBAGE DISPOSER CLEANERS

Disposer Care®



Foaming formula with bleach removes food and grease buildup from disposer sidewalls, blades and splash guard; eliminates odors. Lemon scent. Non-corrosive, biodegradable. 4.9 oz.

| Order No. | Desc.           |
|-----------|-----------------|
| DP06N-PB  | Pouch           |
| DP46T-PB  | Countertop tray |

## MICROWAVE CLEANERS



Cleans with foaming power and steam to soften buildup. Includes 2 scrubbing sponges. and is safe for all microwaves. Fresh lemon scent.

| Order No. | Desc.             |
|-----------|-------------------|
| MW06T     | Microwave Cleaner |

## RUST STAIN REMOVERS

Super Iron Out®




Chemically converts rust and iron deposits into clear, soluble form that rinses away without need for scrubbing. For use on laundry, appliances, water softeners, acrylics, porcelain and other surfaces.

| Order No.       | Size                   |
|-----------------|------------------------|
| <b>Granular</b> |                        |
| IO30N           | 30 Oz.                 |
| IO65N           | 5 Lb.                  |
| IO10N           | 10 Lb.                 |
| <b>Liquid</b>   |                        |
| LI0616PN        | 16 Oz. (spray)         |
| LI04128N        | 128 Oz. (exterior use) |

## GARBAGE DISPOSER CLEANERS

Plink®



Water-activated tabs break up fat and food deposits to eliminate odors and prevent clogs.

| Order No.            | Desc.        | Pkg. Qty. |
|----------------------|--------------|-----------|
| <b>0.81 Oz. Size</b> |              |           |
| PLM12T               | Lemon        | 12        |
| PCO12T               | Orange       | 12        |
| PLV12T               | Lavender     | 12        |
| <b>1.62 Oz. Size</b> |              |           |
| PAF06T               | Variety pack | 6         |

## LAUNDRY WHITENERS

White Brite®



Removes discoloration from hard water, aging, color runs and dye stains. Safe for use on all washable white and color-fast fabrics. Contains no acids or abrasives.

**Note:** Not for use with bleach or peroxide.

| Order No. | Size   |
|-----------|--------|
| WB30N     | 30 Oz. |
| WB65N     | 5 Lb.  |

## WASHING MACHINE CLEANERS

Washer Magic®



WM0612N

WM06N



WM1212T

For use in all washing machines. Removes lime scale and rust buildup from tub, pump and hoses, eliminating odors and restoring efficiency. Liquid formula leaves no residue.

| Order No.                 | Qty. | Size Oz.    |
|---------------------------|------|-------------|
| <b>Individual Bottles</b> |      |             |
| WM0612N                   | 1    | 12 (3 uses) |
| WM06N                     | 1    | 24 (6 uses) |
| <b>Countertop Trays</b>   |      |             |
| WM1212T                   | 12   | 12 (3 uses) |

Electrolux & Frigidaire

GE & Hotpoint

Whirlpool & Maytag

Cooking & Gas Products

Dishwasher, Disposer & Water Heater

Laundry

Refrigeration

Fittings, Venting & Installation

Electrical

Plumbing

Property Maintenance

Motors

HVAC/R

Chemicals

Charging, Recovery & Welding

Test Equip., Tools & Service Acc.

# Cleaners, Test Kits, Additives & Protectants



## WHIRLPOOL BATH CLEANERS

Whirlout®



For use in whirlpools, hot tubs, jetted tubs and spas. Removes soap scum, dirt, oils and other deposits from pipes, pumps, fittings and surfaces; eliminates odors.

| Order No. | Size Lbs. |
|-----------|-----------|
| WO06N     | 1-1/2     |

## LIQUID SOFTENER CLEANERS

Filter-Matet®



Cleans resin pores of iron, manganese, silt, metal particles and organic compounds that can cause softener inefficiencies. Minimizes fouling and prevents mineral build-up on softener parts.

| Order No. | Qty. Oz. |
|-----------|----------|
| TO06N     | 32       |

## HOME WATER TEST KITS

Filter-Mate®



Features quick, accurate results. Provides (8) water quality tests. Tests for presence of:

- Hardness
- Chlorine
- Alkalinity
- pH
- Nitrates
- Nitrites
- Iron
- Copper

| Order No. | Qty. Oz. |
|-----------|----------|
| TK06N     | 1.8      |



## OIL ADDITIVES



For use in dissolving sludge build-up on bearing and valve surfaces. Prevents binding of high-speed compressors and excess wear in motors and compressors. Compatible with all refrigeration oils.

| Order No. | Size Oz. |
|-----------|----------|
| S8        | 8        |



## COIL PROTECTANTS

Fortress



Protects aluminum, copper and galvanized air conditioner surfaces from formic corrosion, galvanic and other forms of corrosive attack by acids and chemicals commonly found in indoor environments. Improves air flow through coils by allowing condensate water to quickly depart from fins. Resists bacterial and fungal growth.

| Order No. | Size  |
|-----------|-------|
| 5985      | 8 oz. |

## CONDENSER COIL CLEANERS

Foamtastic



Alkaline based coil cleaner, designed to penetrate coils and push out dirt and grime with a dense foam. Dissolves grease and removes contaminants, leaving coils clean and bright. 100% biodegradable, concentrated formula. For use on air conditioning split systems, mini splits, refrigeration systems and window units.

| Order No. | Size   |
|-----------|--------|
| 6603-41GS | Gallon |



## DEODERANTS

Fiesta – Jelled



Designed to be used anywhere offensive odors are a problem. The clinging gel allows product to be applied on horizontal, vertical and irregularly shaped surfaces. Slow releasing formulation continuously provides fragrance for extended periods of time. Then, the gel will totally evaporate. For use on air conditioner filters, above doors, in trash receptacles and dumpsters, on walls, in port-a-toilets, above ceiling fans and behind toilets. Orange Twist fragrance.

| Order No. | Size   |
|-----------|--------|
| 3130      | 20 oz. |

## DISINFECTANT FOGGERS

Phenomenal



Phenomenal citrus hospital disinfectant fogger is used as a supplement to normal cleaning and disinfection procedures. Sanitizes fabric and leather, shoes, mats and equipment and controls microorganisms that create foul odors. Citrus fragrance.

| Order No. | Size  |
|-----------|-------|
| 3080      | 8 oz. |



# Cleaners



## DRAIN CLEANERS

### Charge



Natural citrus based product designed to clear clogged drains and condensate drain lines. Begins working immediately to flush algae, slime, hair and organic matter. It contains no caustic or acids and emits no harmful vapors. Product contains no chlorinated solvents or petroleum distillates. Will not harm septic systems and actually promotes growth of indigenous bacteria.

| Order No. | Size   |
|-----------|--------|
| 2050      | 20 oz. |

## DRY LUBRICANT SPRAY

### Moli-Guard



Dry film lubricant containing molybdenum disulfide. Dries quickly with a minimal amount of material transference. This product will not carbonize under extreme temperatures and is actually effective in temperatures ranging from -20°F to +1000°F.

| Order No. | Size   |
|-----------|--------|
| 5440      | 20 oz. |

## EVAPORATOR CLEANERS

### Python

Non-abrasive, one-step disinfectant cleaner for evaporator coils in small air conditioners, commercial air handling equipment, HVAC cooling coils and refrigeration equipment. Controls mold and mildew. Cleans and deodorizes. Cuts grease and grime without scrubbing. No rinsing required.



| Order No. | Size   |
|-----------|--------|
| 5470      | 20 oz. |

## EVAPORATOR CLEANERS

### Python



Ready-to-use, non-abrasive, one-step disinfectant cleaner for evaporator coils in small air conditioners, commercial air handling equipment, HVAC cooling coils and refrigeration equipment evaporation coils. Cuts grease and grime without scrubbing. No rinsing required.

| Order No. | Size   |
|-----------|--------|
| 6390-41GL | Gallon |

## EVAPORATOR CLEANERS

### Mini Split



Designed specifically for cleaning the evaporator coil and fan on mini split/ductless systems. This specially formulated alkaline detergent has the strength to dissolve grease, oil, dirt, tar, lint, nicotine, etc. Will not attack aluminum fins when mixed properly and when used in conjunction with Mini Split Neutralizer..

| Order No. | Description | Size   |
|-----------|-------------|--------|
| 6617-41GL | Cleaner     | Gallon |
| 6618-41GL | Neutralizer | Gallon |

## GALVANIZE COATINGS

### Quik-Zinc



High quality, high solids, heavy duty zinc coating designed to provide corrosion protection on iron and steel surfaces. Prevents rust by galvanic action. Dries to a flexible 93% zinc dust coating that bends without chipping.

| Order No. | Size   |
|-----------|--------|
| 5700      | 16 oz. |

## HAND CLEANERS

### Soothe – Waterless



Concentrated and heavy duty, yet gentle to hands. May be used with or without water. Cleans deep down to remove even the most stubborn grease, oil, tar, ink and other soils. Leaves hands feeling smooth and smelling fresh and clean. Has pleasant bubble gum scent.

| Order No. | Size   |
|-----------|--------|
| 6810-24TB | 24 oz. |

## HEAT DISSIPATING SPRAY

### Arctic Gel

Heat sink especially designed for brazing. Protects valves, controls and surrounding areas from heat damage. Spray on surrounding areas or completely encircle copper tubing to prevent heat transfer. Clear gel stays where sprayed then evaporates. Non-toxic, odorless, will not harm skin.



| Order No. | Size   |
|-----------|--------|
| 5990      | 16 oz. |

Electrolux & Frigidaire

GE & Hotpoint

Whirlpool & Maytag

Cooking & Gas Products

Dishwasher, Disposer & Water Heater

Laundry

Refrigeration

Fittings, Venting & Installation

Electrical

Plumbing

Property Maintenance

Motors

HVAC/R

Chemicals

Charging, Recovery & Welding

Test Equip., Tools & Service Acc.



# Repellants, Lubricants & Degreasers



## HEAT DISSIPATING SPRAY

### Artic Gel – Flame Retardant



Heat sink especially designed for brazing. Protects valves, controls and surrounding areas from heat damage. Spray on surrounding areas or completely encircle copper tubing to prevent heat transfer. Clear gel stays where sprayed, then evaporates. Non-toxic, odorless, will not harm skin.

| Order No. | Size  |
|-----------|-------|
| 6629-32QT | Quart |

## INSECT REPELLANTS

### Bug Ban



EPA registered personal insect repellent that contains 14.25% DEET for effective repelling action against disease-carrying insects. Repels mosquitoes, chiggers, ticks, and biting flies. The unique valve allows product to be sprayed in any position.

| Order No. | Size  |
|-----------|-------|
| 4350      | 8 oz. |

## LUBRICANTS

### Mr. Mechanic – Light Duty



General purpose lubricant cleans, lubricates, penetrates and prevents rust. Formulated with a light mineral oil blended in a petroleum distillate base and a corrosion preventative that will insure long lasting protection. Loosens threads, fitted parts, sliding and rotating parts, bolts, hinges and pins which have been "frozen" by corrosion. Displaces water and seals all surfaces with a molecular film.

| Order No. | Size   |
|-----------|--------|
| 5340      | 16 oz. |

## METAL PARTS PROTECTOR

### Defense EF



Coats metal parts to provide indefinite indoor protection and long lasting outdoor protection against rust and corrosion. Dries to a transparent amber color that can easily be seen through. Sets up to a hard flexible coating in 2 hours that can be welded or painted. Remove using kerosene or mineral spirits.

| Order No. | Size   |
|-----------|--------|
| 5540      | 16 oz. |

## ODOR COUNTERACTANTS

Chemically works to neutralize unpleasant odors. Non-staining formulation can be used as a space spray, contact spray, to eliminate odors. Mulberry.

| Order No. | Size  |
|-----------|-------|
| 3070-32QT | Quart |

## ODOR COUNTERACTANTS

### Fiesta – Super Concentrated

Works to neutralize unpleasant odors. Non-staining and can be used as a space spray, contact spray or in solution, such as mop water and hot water extractors, to eliminate odors. Mulberry.

| Order No. | Size   |
|-----------|--------|
| 3810-32QT | 32 oz. |

## PUMICE HAND CLEANER

### Grit – Waterless



Waterless hand cleaner with pumice for use with or without water. Removes stubborn grease, grime, oil, tar and other stains. Concentrated, heavy duty formula cleans without drying out. Banana scent.

| Order No. | Size   |
|-----------|--------|
| 6820-24TB | 24 oz. |

## SOLVENT DEGREASERS

### Quik Solv



5020



5160

Replaces chlorinated solvent degreasers, for use on oils, greases, waxes, resins, epoxies, polymers, and more. Non-flammable, fast-drying, non-conductive, and leaves no residue. Cleans most metals including aluminum, magnesium, copper, brass, tin plate, and more without dulling, corroding, oxidizing or staining. Not available for sale in CA, CT, MD, PA, NJ, OH, MA, ME, MI, NY, DE, VA, DC & UT. Due to VOC regulations. Highly recommend using 516 Electro Clean instead. It is VOC compliant in all states.

| Order No. | Size   |
|-----------|--------|
| 5020      | 20 oz. |
| 5160      |        |

# Cleaners



## VANDALISM MARK REMOVER

### Graffiti Gone



Heavy duty solvent based vandalism removes most graffiti markings such as ink, crayon and scuff marks without damaging surfaces. The unique gel characteristic allows the product longer contact time on surfaces. For use on aluminum, steel, glass, concrete, porcelain, brass, chrome, marble and brick. Leaves pleasant fragrance.

| Order No. | Size   |
|-----------|--------|
| 2210      | 20 oz. |

## COIL CLEANERS

### Powder – X Factor



No-rinse formula dissolves grease, tar, oil, dirt, and lint. One packet makes 1 gallon solution. Apply with spray, wipe or mop. Contains no VOCs.

| Order No. | Size Oz. | Case Qty. |
|-----------|----------|-----------|
| P402      | 8        | 8         |

## COIL CLEANERS

### Foaminator Powder



For cleaning thick coils. Alkaline formula removes dirt and grease. One packet makes 1 gallon solution. Contains no phosphates or VOCs. Biodegradable.

**Note:** Requires rinsing.

| Order No. | Size Oz. | Case Qty. |
|-----------|----------|-----------|
| P400      | 8        | 8         |

## COIL CLEANERS

### Foaminator Green



Super concentrated formula with foaming action removes grease and contaminants. One quart makes 2 gallons solution. Contains no phosphate or VOCs. Biodegradable.

| Order No. | Size Qt. | Case Qty. |
|-----------|----------|-----------|
| 6602-32QT | 1        | 8         |

## COIL CLEANERS

### HP Green



Super concentrated formula dissolves grease, nicotine and other contaminants. One quart makes 2 gallons solution. Contains no VOCs. Biodegradable.

**Note:** Rinsing recommended when used on condenser coils and electronic air filters.

| Order No. | Size Qt. | Case Qty. |
|-----------|----------|-----------|
| 6608-32QT | 1        | 8         |

## DISINFECTANTS

### Killz-It



Phenolic germicide blend formula disinfects and deodorizes, controls mold and mildew on hard, nonporous surfaces. Kills harmful bacteria, fungi and hazardous organisms.

| Order No. | Size Oz. | Case Qty. |
|-----------|----------|-----------|
| 3120      | 16.5     | 12        |

## SPRAYERS

### General-Purpose



For use with coil cleaners. Features anti-clog filter.

| Order No. | Cap. Gal. |
|-----------|-----------|
| E100-1GSP | 1         |
| E100-2GSP | 2         |

## SPRAYERS

### Multi-Purpose



For use with coil cleaners. Features adjustable poly nozzle for spray from fine mist to coarse stream.

| Order No. | Cap. Oz. |
|-----------|----------|
| E100-48SP | 48       |

## ELECTRICAL CONTACT CLEANERS



Removes oil, grease and dirt from contact switches, printed circuits, motors and other electrical instruments. 29,000V dielectric strength. Leaves no residue. Nonflammable. VOC compliant. Meets USDA standards.

| Order No. | Size Oz. | Case Qty. |
|-----------|----------|-----------|
| 5160      | 16       | 12        |

Electrolux & Frigidaire

GE & Hotpoint

Whirlpool & Maytag

Cooking & Gas Products

Dishwasher, Disposer & Water Heater

Laundry

Refrigeration

Fittings, Venting & Installation

Electrical

Plumbing

Property Maintenance

Motors

HVAC/R

Chemicals

Charging, Recovery & Welding

Test Equip., Tools & Service Acc.

# Coil Cleaners & Sprayers



## PIPE INSULATION

### No Sweat



Spray-on formula for use on cold water pipes, refrigeration and air conditioning lines and in duct work. Produces waterproof white plastic coating to shut out warm moist air and prevent condensation from forming. Meets USDA standards.

| Order No. | Size Oz. | Case Qty. |
|-----------|----------|-----------|
| 5880      | 18       | 12        |

## DEGREASERS



Removes grease and grime from parts. Dries fast. Leaves no residue. Noncorrosive to metals.

| Order No. | Size Oz. | Case Qty. |
|-----------|----------|-----------|
| 8070      | 18       | 12        |

## COIL CLEANERS

### Brite Alum



Acid-based formula with heavy foaming action removes scale, oxides and contaminants from condenser coils.

| Order No. | Size Gal. | Case Qty. |
|-----------|-----------|-----------|
| 6600-41GS | 1         | 4         |

## COIL CLEANERS

### BD Cleaner



No-rinse formula dissolves grease, nicotine and dirt from evaporator coils without harming metal. Non-butyl. Biodegradable. Meets USDA standards.

| Order No. | Size Gal. | Case Qty. |
|-----------|-----------|-----------|
| 6612-41GL | 1         | 4         |

## COIL CLEANERS

### High Tech Alka



Alkaline-based heavy foaming formula dissolves grease and pushes dirt, debris and other contaminants out.

| Order No. | Size Gal. | Case Qty. |
|-----------|-----------|-----------|
| 6605-41GS | 1         | 4         |

## COIL CLEANERS

### High Tech Evap



No-rinse formula dissolves grease, grime and nicotine from evaporator coils and electronic air filters.

| Order No. | Size Gal. | Case Qty. |
|-----------|-----------|-----------|
| 6606-41GS | 1         | 4         |

## COIL CLEANERS

### Hp Cleaner



No-rinse formula dissolves built-up dirt, grease, nicotine and lint from evaporator coils. Contains no free caustic. Meets USDA standards.

| Order No. | Size Gal. | Case Qty. |
|-----------|-----------|-----------|
| 6607-41GS | 1         | 4         |

## COIL CLEANERS

### Plus



Non-acid alkaline formula with foaming action removes oxides and grease from coils. USDA rated.

| Order No. | Size Gal. | Case Qty. |
|-----------|-----------|-----------|
| 6610-41GS | 1         | 4         |

## SPRAYERS



Heavy-duty construction with translucent white tank, funnel top, threaded outlet, safety lock and 18" poly or brass extension rod.

| Order No. | Cap. Gal. |
|-----------|-----------|
| E133-1GST | 1         |
| E135-2GST | 2         |
| E137-3GST | 3         |

# Coil Cleaners & Sprayers



## PUMP SPRAYERS



For use with acid or alkaline based cleaners. Lightweight polyethylene construction with ergonomic pump handle and adjustable nozzle.

| Order No. | Cap. Gal. |
|-----------|-----------|
| E143-TTNK | 1/2       |



## PUMP SPRAYERS

### Hand Held

Features adjustable spray nozzle with locking trigger for continuous operation. Chemical resistant.



| Order No. | Capacity Pint |
|-----------|---------------|
| MA-41500  | 3             |

## PUMP SPRAYERS

### Plastic



Features adjustable nozzle and extension wand. Corrosion resistant.

| Order No. | Capacity Gal. |
|-----------|---------------|
| MA-00106  | 1             |
| MA-00205  | 2             |
| MA-00304  | 3             |



## CONDENSER CLEANING TOOLS



Features flow control valve and aluminum tubing.

| Order No. | Lgth. In. |
|-----------|-----------|
| MA-0230   | 30        |



## COIL CLEANERS

### Blowout



Compressed mixture of gas and solvent. Removes lint, dirt, dust and grease without rinsing. Dries quickly.

| No.  | Size Oz. | Case Qty. |
|------|----------|-----------|
| 5980 | 20       | 12        |

## COIL CLEANERS

### Foaminator



Alkaline-based coil cleaner. Foam penetrates thick coils and brings contaminants and oxides to surface. Odorless, biodegradable and phosphate free.

| No.       | Size   | Case Qty. |
|-----------|--------|-----------|
| 6601-41GS | 1 Gal. | 4         |
| 5982      | 18 Oz. | 12        |



## CONDENSER COIL CLEANERS



Foaming cleaner removes dirt and grease so they can be washed away with condensate and deodorizes evaporator coils. Sprays from any angle. Non-acid and non-fuming. Meets USDA standards.

| Order No. | Size Oz. | Case Qty. |
|-----------|----------|-----------|
| 5380      | 18       | 12        |

## COIL CLEANERS

### High Tech



Concentrated acid-based formula with heavy foaming action. Biodegradable.

| No.       | Size Gal. | Case Qty. |
|-----------|-----------|-----------|
| 6604-41GS | 1         | 4         |

## HAND SPRAYERS

### Clear Shot



Hose and spray end gun with foaming wand and quick disconnect. For use with detergents, disinfectants and degreasers. Mixes and sprays chemical cleaners.

| No.       | Size Gal. |
|-----------|-----------|
| E117-HGUN | 1/2       |

## TRIGGER SPRAY BOTTLES



For applying acid and alkaline coil cleaners.

| No.       | Size Oz. |
|-----------|----------|
| E142-SPYR | 16       |
| E125-SPYR | 32       |

Electrolux & Frigidaire

GE & Hotpoint

Whirlpool & Maytag

Cooking & Gas Products

Dishwasher, Disposer & Water Heater

Laundry

Refrigeration

Fittings, Venting & Installation

Electrical

Plumbing

Property Maintenance

Motors

HVAC/R

Chemicals

Charging, Recovery & Welding

Test Equip., Tools & Service Acc.



# Leak Detectors & Scale Removers



## TRIGGER SPRAYERS



Features adjustable nozzle for fine mist to solid stream, durable polymer head and polyethylene bottle. 12/pkg.

| No.     | Desc.         |
|---------|---------------|
| MA-8016 | Pint sprayer  |
| MA-8032 | Quart sprayer |

## TRIGGER NOZZLES

### Insulated



Features comfortable rubber grip and hold open clip for continuous use. Produces (6) spray patterns.

| No.     | Desc.        |
|---------|--------------|
| MA-572A | Spray nozzle |

## GARDEN HOSES



Features kink resistant, 8-ply, double reinforced tire cord. 5/8" I.D.

| No.     | Lgth. Ft. |
|---------|-----------|
| MA-GH50 | 50        |



## LEAK DETECTORS

### Bird Dog



Long lasting bubbles for easy detection. Oxygen safe. **Low Temperature Formula.** For use in temperatures as low as -20°F with all types of refrigerants, nitrogen and natural gas.

| Order No.                      | Desc.   |
|--------------------------------|---|
| 6632-32QT                      | Available in 8 oz., quart, gallon & 55 gallon sizes |
| <b>Low Temperature Formula</b> |   |
| 6633-32QT                      | Available in quart, gallon & 55 gallon sizes        |



## LEAK DETECTORS

### Low Temp Bubbles



For use above or below 32°F on metal, plastic or rubber with most refrigerants and natural gas. Features fluorescent dye for increased visibility of bubbles. Available in 8 oz., quart, gallon and 55 gallon sizes.

| Order No. | Desc.                          |
|-----------|--------------------------------|
| 6634-08OZ | Low temp bubbles leak detector |

## ICE MACHINE CLEANERS



Non-foaming, non-fuming formula removes lime scale from ice making equipment. For use in commercial applications, soft drink dispensers, coffee makers and urns and humidifiers. Safe for use on stainless steel. Meets USDA standards. Available in 8 oz. and gallon sizes.

| Order No. | Desc.               |
|-----------|---------------------|
| 6660-08OZ | Ice machine cleaner |

## LEAK DETECTORS

### Regular Bubbles



For use above 32°F on metal, plastic or rubber with most refrigerants and natural gas systems. Features fluorescent dye for increased visibility of bubbles. Available in 8 oz., quart and gallon sizes.

| Order No. | Desc.                         |
|-----------|-------------------------------|
| 6635-08OZ | Regular bubbles leak detector |



## ICE MACHINE CLEANERS

### Nickel Guard



Non-foaming, non-fuming formula with organic and inorganic acids to remove lime scale from stainless steel and nickel-plated steel. Contains inhibitors to minimize corrosion. USDA rated. Available in 8 oz. and gallon sizes.

| Order No. | Desc.                      |
|-----------|----------------------------|
| 6662-08OZ | Nickel guard scale remover |

## SCALE REMOVERS

### #1



Phosphoric acid-based formula with anti-foaming wetting agents and corrosion inhibitors. For use on metal surfaces. Does not emit hazardous fumes. Available in 1 and 5 gallon sizes.

| Order No. | Desc.            |
|-----------|------------------|
| 6666-41GL | #1 Scale remover |

## SCALE REMOVERS

### #2



Hydrochloric acid-based formula with anti-foaming wetting agents and corrosion inhibitors. For use on steel, copper and brass. Safe for use in most cooling tower systems, water pumps and boilers. Available in 1 and 5 gallon sizes.

| Order No. | Desc.            |
|-----------|------------------|
| 6667-41GL | #2 Scale remover |



# Scale Removers, Antifreeze and Pump Oils



## SCALE REMOVERS

### Dry Acid



Non-volatile dry powder formula for use on copper. Does not emit hazardous fumes. Available in 10- and 50-lb. pails

| Order No. | Desc.                  |
|-----------|------------------------|
| 6641-61GL | Dry acid scale remover |

## ANTIFREEZE

### Arctic Protection



Propylene glycol-based formula provides burst and freeze protection for chilled water, hydronic and potable water systems to temperatures as low as -100°F. Non-toxic. Non-corrosive. All ingredients are generally recognized as food safe (GRAS). Available in 1, 5 and 55 gallon sizes.

| Order No. | Desc.                        |
|-----------|------------------------------|
| 6650-55GL | Arctic protection antifreeze |

## ANTIFREEZE

### Ethylene Glycol



For use as heat transfer fluid and antifreeze to temperatures as low as -100°F. Contains inhibitors to protect against ferrous metal corrosion.

| Order No. | Desc.                                     |
|-----------|---|
| 6651-55GL | Available in 5 gallon and 55 gallon sizes |

## DRAIN PAN STRIPS

### Sani-Pan



Kills mold, mildew and fungus-causing bacteria in drain pans. Features water-activated time-release polymer formula. Releases active ingredient when wet; remains dormant when dry. EPA registered.

| Order No. | System Size Tons | Pkg. Qty. |
|-----------|------------------|-----------|
| 6694-01SP | up to 1          | 12        |
| 6695-03SP | 1 to 3           | 6         |
| 6696-05SP | 3 to 5           | 4         |
| 6697-10SP | 5 to 10          | 2         |
| 6698-20SP | 10 to 20         | 1         |
| 6699-50SP | 20 to 50         | 1         |

## DRAIN PAN TABLETS

### Pan Pills



Quaternary-based biocide formula enclosed in plastic filter housing. EPA recognized to kill 99% of Legionella Pneumophila and Salmonella Typhi.

| Order No. | System Size Tons | Pkg. Qty. |
|-----------|------------------|-----------|
| 6690-03PP | Up to 3          | 24        |
| 6691-05PP | Up to 5          | 24        |
| 6692-10PP | 5 and larger     | 12        |
| 6693-45PP | Up to 45         | 6         |

## VACUUM PUMP OIL



Low foaming formula provides lubrication, anti-wear protection and good water separation and oxidation properties. Surpasses ASTM D943, D655, D130 and D1401 tests. Available in pint, quart, gallon and 55 gallon sizes.

| Order No. | Viscosity |
|-----------|-----------|
| L170-32QT | 68        |



## VACUUM PUMP OIL

### SuperEvac™



93092

For use in refrigeration vacuum pumps. Refined and formulated for low vapor pressure and high pump efficiency..

| Order No. | Size   | Case Qty. |
|-----------|--------|-----------|
| 93092     | Quart  | 12        |
| 93096     | Gallon | 6         |

## VACUUM PUMP OIL



For use with vacuum pumps.

| Order No. | Size     | Case Qty. |
|-----------|----------|-----------|
| 90128-4   | 1 gallon | 4         |
| 90032-6   | 32 oz.   | 6         |



## A/C SYSTEM FLUSHES

### Purge



Used to flush A/C and refrigeration systems after burn-out and before new component installation, or to flush line sets during retrofit. Resists premature boil-off and leaves no residue. Non-flammable.

| Order No. | Desc.                  |
|-----------|------------------------|
| 5984      | Purge A/C system flush |

Electrolux & Frigidaire

GE & Hotpoint

Whirlpool & Maytag

Cooking & Gas Products

Dishwasher, Disposer & Water Heater

Laundry

Refrigeration

Fittings, Venting & Installation

Electrical

Plumbing

Property Maintenance

Motors

HVAC/R

Chemicals

Charging, Recovery & Welding

Test Equip., Tools & Service Acc.

## HUMIDIFIER TREATMENTS

### Part No. 1C 32 oz.

Humidiclean™ Extra Strength Humidifier Cleaner

- Rapidly dissolves calcium scale, lime & rust
- Recommended for wicking, furnace, ultrasonics & vaporizers
- Helps control odor & prolongs vaporizer/humidifier life
- Made in USA



### Part No. 1T 32 oz.

Humidiclean™ Extra Strength Humidifier Water Treatment

- Helps prevent lime & iron from accumulating on filters & moving parts
- Neutralizes water
- Controls odor & prolongs humidifier life
- Made in USA

*NOTE: Not for use in vaporizers/ultrasonics*



### Part No. 3BT 32 oz.

Original BT™ Humidifier Bacteriostatic Water Treatment

- Helps control bacterial algae build-up & eliminates odors in all evaporative console and all wicking type humidifiers
- Made in USA

*NOTE: Not for use in vaporizers/ultrasonics*



### Part No. HCC31

- Helps prevent hard water mineral build-up
- Antimicrobial treated to protect from odor causing bacteria and mold on the capsule



# Fuel Cylinders, Solder, Brazing Rods & Brushes



## FUEL CYLINDERS

### Mag-Torch



| Order No. | Desc.             |
|-----------|-------------------|
| 85353     | Propane, 14.1 oz. |
| 85354     | MAPP gas          |

## LEAD-FREE SOLDERS

### Flo Safe®



Contains tin, copper and FloPure. Shear strength 6500 PSI; tensile strength 5500 PSI. Complies with low lead plumbing law.

| Order No. | Temp. Range °F | Size Lbs. |
|-----------|----------------|-----------|
| 85311     | 440 to 590     | 1         |

## LEAD-FREE FLUXES



Contains zinc and ammonium chloride. Water soluble. ASTM and NSF approved.

| Order No. | Size Oz. |
|-----------|----------|
| 85301     | 8        |
| 85302     | 16       |

## BRAZING RODS



Sold per tube of 28.

| Order No. | Desc.      |
|-----------|------------|
| 85324     | Sil Fos 5  |
| 85322     | Sil Fos 15 |



## ACID BRUSHES



6 per bag.

| Order No. | Size | Width In. |
|-----------|------|-----------|
| 86297     | #1   | 3/8       |



## WELDERS TOOTHBRUSHES



| Order No. | Bristle Material | Lgth. In. |
|-----------|------------------|-----------|
| MA-20534  | Stainless steel  | 8         |
| AMA-254   | Brass            | 7         |

## FLUX & ACID BRUSHES



For use in brazing and soldering. 3/8" tin handle.

| Order No.  | Pkg. Qty. |
|------------|-----------|
| AMA-001-10 | 10        |



## COPPER TUBE BRUSHES

### Eastman®



For cleaning outside of copper tubing. Features non-slip grip.

| Order No. | Pipe Size In. |
|-----------|---------------|
| 45266     | 1/2           |
| 45267     | 3/4           |
| 45268     | 1             |

## EMERY CLOTH



Waterproof. Blue.

| Order No. | Grit | Width In. | Lgth. Yds. |
|-----------|------|-----------|------------|
| 45205     | 120  | 1-1/2     | 5          |



## SOLDERS & FLUXES



For use in brazing preparation, soldering and epoxy repairs.

| Order No. | Dim. In.   |
|-----------|------------|
| A52008    | 1-1/2 x 72 |

Electrolux & Frigidaire

GE & Hotpoint

Whirlpool & Maytag

Cooking & Gas Products

Dishwasher, Disposer & Water Heater

Laundry

Refrigeration

Fittings, Venting & Installation

Electrical

Plumbing

Property Maintenance

Motors

HVAC/R

Chemicals

Charging, Recovery & Welding

Test Equip., Tools & Service Acc.

# Abrasives, Plumber's Rolls, Recovery Tanks & Digital Scales



## SAND CLOTH



Water resistant. 1-1/2" width.

| Order No. | Length Yd. |
|-----------|------------|
| MA-90303  | 10         |
| MA-90304  | 25         |

## PLUMBER'S ROLLS

Open Mesh



A-180. 1-1/2" width. Waterproof.

| Order No. | Length Yds. |
|-----------|-------------|
| MA-90502  | 5           |
| MA-90503  | 10          |

## ABRASIVE PADS



For use in soldering and brazing.

| Order No. | Pkg. Qty. |
|-----------|-----------|
| MA-04625  | 10        |



## REFRIGERANT RECOVERY CYLINDERS



For use with R410A refrigerant. Features liquid/vapor "Y" valve and 3/4" plugged opening. Rated for 400-lbs.

| Order No.  | Size Lbs. |
|------------|-----------|
| MA-400RC30 | 30        |
| MA-400RC50 | 50        |



**Mastercool Inc.**

## RECOVERY TANKS

Without Float Switch



62010

63010

For storage and transport of recovered refrigerant gases. Pre-charged cylinder provides a clean, dry interior. Features powder coated cylinder, Y-valve for liquid/vapor, 1/4" opening for air purge valve, and collar design for ease of handling. 3/4" NPT opening accepts 80% fill float switch shut-off device. Yellow/Gray. 1/4" FL-M Conn. Reusable and conforms to DOT-4BA400 specifications and ARI guidelines. Valve & float switch UL Listed.

| Order No. | Cap. Lbs. | Dim. In.      |
|-----------|-----------|---------------|
| 62010     | 30        | 9.125 x 17.52 |
| 63010     | 50        | 12.24 x 18.78 |



## DIGITAL SCALES



Measures pounds, kilograms and pound/ounces. Features 10" x 10" platform with rubber pad and automatic power off. Includes AC power adapter, 9V battery and case. 100V, 60Hz./220V, 50Hz.

| Order No. | Graduation Oz. | Cap. Lbs./Kg. |
|-----------|----------------|---------------|
| MA-49052A | 0.01           | 260/120       |

## DIGITAL SCALES

Hand Held



Features auto shut-off, memory at maximum weight and accuracy up to ±2%. 9V battery included.

| Order No. | Weight Range Lbs. |
|-----------|-------------------|
| MA-49051  | 0 to 50           |

## DIGITAL SCALES

Hand Held



Features 2-1/2" dial and 1/2-lb weight increments. Includes tape measure.

| Order No. | Weight Range Lbs. |
|-----------|-------------------|
| MA-HS50   | 0 to 50           |



# Refractometers, Recovery Systems & Vacuum Pumps



## REFRACTOMETERS



For use in measuring freezing point of ethylene or propylene based cooling systems..

| Order No.  | Desc.             |
|------------|-------------------|
| MA-REF401F | Glycol fahrenheit |
| MA-REF401C | Glycol celsius    |
| MA-REF700  | Oil refractometer |

## GAS RECOVERY CYLINDERS



Empty cylinder with new valve.

| Order No. | Desc.      |
|-----------|------------|
|           | Acetylene  |
| T 019     | MC         |
| T 108     | B          |
|           | Oxygen     |
| T 002     | 20 cu. ft. |
|           | Nitrogen   |
| T 027     | 20 cu. ft. |
| T 005     | 40 cu. ft. |
| T 076     | 55 cu. ft. |
| T 085     | 80 cu. ft. |
|           | CO2        |
| T 0210    | 5#         |
| T 0220    | 10#        |
| T 0240    | 20#        |

**Phone or FAX  
your order today!!**



## REFRIGERANT RECOVERY SYSTEMS



Provides large volume recovery with compact lightweight design. Features double piston oil-less compressor, safety high pressure switch, front cover bumper guards and high density polyethylene case. Compatible with all CFC, HCFC and HFC refrigerants.

| Order No. | HP  | Volts | Hz. | Dim. In. L x W x H | Oper. Temp °F |
|-----------|-----|-------|-----|--------------------|---------------|
| 69300     | 1/2 | 115   | 60  | 18 x 10 x 14       | 32 to 122     |

## REFRIGERANT RECOVERY SYSTEMS

### RecoveryMate



For use in commercial or residential applications with all refrigerants. Features 4-way ball valve manifold, large capacity oil separator, high performance dryer, and large sight glass for monitoring flow. Wall/bench mount or stand alone.

| Order No. | Dim. In. L x W x H |
|-----------|--------------------|
| 69500     | 15 x 4 x 17        |

## VACUUM PUMPS

### Rotary Vane



Features die cast aluminum housing, internal check valve, manifold valve, gas ballast valve, oil drain valve and Delrin vanes. Center oil fill port accessible from front and sides. 110V, 60Hz.

| Order No.                             | Stages | Free Air CFM | Vacuum Microns | HP  | RPM  |
|---------------------------------------|--------|--------------|----------------|-----|------|
| 1/4" SAE, 1/2" Acme Inlet Ports       |        |              |                |     |      |
| 90060                                 | 2      | 1.5          | 50             | 1/6 | 3450 |
| 1/4", 3/8" SAE, 1/2" Acme Inlet Ports |        |              |                |     |      |
| 90065                                 | 2      | 5            | 25             | 1/3 | 1725 |
| 90067                                 | 2      | 7.5          | 25             | 1/2 | 1725 |

Electrolux & Frigidaire

GE & Hotpoint

Whirlpool & Maytag

Cooking & Gas Products

Dishwasher, Disposer & Water Heater

Laundry

Refrigeration

Fittings, Venting & Installation

Electrical

Plumbing

Property Maintenance

Motors

HVAC/R

Chemicals

Charging, Recovery & Welding

Test Equip., Tools & Service Acc.



# Vacuum Pumps & Gauges



## VACUUM PUMPS

### Economy Series



90059-R



90062-A



90066-2V-110



90070-2V-110

High-volume fan provides cool air to motor and pump. Features vapor discharge/oil fill port with internal check valve to prevent oil blowout, non-slip cushion handle, and cooling fins to keep motor cool during extended operation. Includes T-fitting with 1/4" flare and 1/2" ACME ports.

| Order No.           | CFM | Microns | HP  | RPM  | Volts   | Hz    |
|---------------------|-----|---------|-----|------|---------|-------|
| <b>Single Stage</b> |     |         |     |      |         |       |
| 90059-R             | 1.5 | 75      | 1/6 | 3450 | 110     | 60    |
| 90062-A             | 3   | 75      | 1/4 | 1720 | 110/220 | 50/60 |
| 90066-A             | 6   | 75      | 1/4 | 1720 | 110     | 60    |
| <b>2-Stage</b>      |     |         |     |      |         |       |
| 90066-2V-110        | 6   | 15      | 1/3 | 3440 | 110/220 | 50/60 |
| 90070-2V-110        | 10  | 12      | 1/2 | 3440 | 110/220 | 50/60 |



## VACUUM PUMPS



1/2 HP, two-stage pump for deep vacuum service on appliances, A/C, automotive and commercial refrigeration systems. Features lightweight construction, cooler running, large capacity oil reservoir, center mounted handle and wide base with rubber feet.

| Order No. | CFM   |
|-----------|-------|
| UVP5      | 5-1/2 |



## VACUUM GAUGES



Allows programming of target vacuum range with light sensor indicator. Features thermocouple sensor with 3-ft. cable, 1/4" female flare connection, LCD display and low battery indicator.

| Order No. | Reponse Time mSec |
|-----------|-------------------|
| 98061     | 250               |

### Accessories

| Order No. | Desc.                         |
|-----------|-------------------------------|
| 99333     | 1/4" Male x Male x Female tee |



## LCD VACUUM GAUGES

### SuperEvac™



Features thermocouple sensor, auto battery compensation, auto ambient temperature compensation and auto shut-off. Includes molded case, cable and brass connector.

| Order No. | Desc.                      |
|-----------|----------------------------|
| 69075     | SuperEvac LCD vacuum gauge |

# Vacuum Gauges & Accessories



## LCD VACUUM GAUGES

Digital Economy



Features 14-level bar graph, thermal conductivity sensor, solid-state circuitry, auto shut-off and low-battery indicator. Sensor measures up to 450 PSI positive pressure.

| Order No. | Vacuum Meas. $\mu$ |
|-----------|--------------------|
| 69080     | Atmosphere to 25   |

## VACUUM GAUGES

Digital



Displays (7) different units of vacuum. Sensor is replaceable and cleanable. Features thermal conductivity sensor, auto shut-off, low-battery indicator and magnetized back. Sensor measures up to 450 PSI positive pressure. 12" coiled sensor cord stretches to 24"...

| Order No. | Operating Temp. °F | Vacuum Meas. $\mu$ |
|-----------|--------------------|--------------------|
| 69086     | 32 to 122          | Atmosphere to 10   |



## DUAL PORT VACUUM SENTRY



The Vacuum Sentry guards system service activity and provides notification when preset alarm thresholds are met. Can be used with an optional R100 remote receiver. Features auto shut-off, low battery indicator, backlit LCD and built-in hanger. Ultra fine resolution (Best 0.5 micron when vacuum is less than or equal to 140 microns.).

| Order No. | Connector Type                | Operating Temp. Range °F |
|-----------|-------------------------------|--------------------------|
| VG640D    | Dual standard 1/4" male flare | 0 to 150                 |



## VACUUM GAUGES



Features 1/2-second display update, backlit LCD display, built-in hanger and auto poweroff. Includes user addressable remote alarm (R100).

| Order No. | Desc.                                 |
|-----------|---------------------------------------|
| VG640T    | Vacuum sentry w/ local & remote alarm |

## MANIFOLD GAUGE HANGERS



Constructed from heavy-duty woven material, with a vinyl coated magnet. Decreases work time and keeps high voltage away from gauges.

| Order No. | Dim. In. W x L | Strap Length In. |
|-----------|----------------|------------------|
| HVACSTRAP | 1-1/2" x 11"   | 8"               |



**Mastercool Inc.**

## DIGITAL MANIFOLD ACCESSORIES

| Order No. | Desc.   |
|-----------|---|
| 52336     | Clamp-on thermocouple                           |
| 98062     | Vacuum sensor and cable assembly                |
| 90411     | 1/4 x 5/16 R10a ball valve adapter              |
| 90413     | R410a straight adapter 1/4 FL-M x 5/16 swivel-F |

Electrolux & Frigidaire

GE & Hotpoint

Whirlpool & Maytag

Cooking & Gas Products

Dishwasher, Disposer & Water Heater

Laundry

Refrigeration

Fittings, Venting & Installation

Electrical

Plumbing

Property Maintenance

Motors

HVAC/R

Chemicals

Charging, Recovery & Welding

Test Equip., Tools & Service Acc.

# Manifolds



## DIGITAL MANIFOLDS

2-Way



Features large, easy-to-read LCD displaying pressures, saturated temperatures, actual temperatures, superheat and subcooling temperatures for more than 60 refrigerants. Auto off with disabling capability. -40 to 200°F refrigerant temperature range; 32 to 122°F operating temperature range.

### Accessories

| Order No. | Desc.                  |
|-----------|------------------------|
| 99103-A   | Digital 2-way manifold |

## DIGITAL MANIFOLDS

4-Way



Features large, easy-to-read LCD displaying pressures, saturated temperatures, actual temperatures, superheat and subcooling temperatures for more than 60 refrigerants. Auto off with disabling capability.

4-way recording function records and stores data directly into manifold memory, up to 24 hours' data or 15 jobs before download necessary. Downloads at 115 kB/second. Data logger application clearly displays data.

-40 to 200°F refrigerant temperature range; 32 to 122°F operating temperature range.

**No. 99903.** Manifold only.

**No. 99961** Includes (3) ball-valve hoses w/ manual shut-off valves, black vacuum hose, vacuum sensor w/ cable, clamp-on thermocouple, data logger CD, USB cable and plastic case.

| Order No. | Hose Length In. |
|-----------|-----------------|
| 99903     | —               |
| 99961     | 60              |

## DIGITAL MANIFOLD KITS



Features large, easy-to-read LCD displaying pressures, saturated temperatures, actual temperatures, superheat and subcooling temperatures for more than 60 refrigerants. Auto off with disabling capability.

-40 to 200°F refrigerant temperature range; 32 to 122°F operating temperature range. Includes vacuum sensor with cable, clamp-on thermocouple, (3) hoses with manual shut-off valves and ABS carrying case..

| Order No. | Hose Length In. |
|-----------|-----------------|
| 99661-A   | 60              |
| 99772-A   | 72              |

## BALL VALVE MANIFOLD SETS



For use with R410A, R22 and R404A refrigerants. Features solid extruded aluminum body, free-floating piston-type valves, silicone dampened gauges and extra large sight glass. Gauges can be easily recalibrated in the field.

Includes 2-way ball valve manifold with (3) 1/4" SAE hoses, 3/8" SAE vacuum hose and 90° swivel vacuum ball valve.

| Order No. | Hose Length In. | Gauge Size In. |
|-----------|-----------------|----------------|
| 59872     | 72              | 3-1/8          |

**We welcome the opportunity to quote on any special tools or equipment you may require.**

# Manifolds



## MANIFOLD GAUGES



Features aluminum 3/8" bore through block, 90° rotating ball valve, nylon barrier hose with manual shut-off valve and color coordinated gauges. Visual knob position indicates valve status.  
**No. 33661 & 59861.** Includes 1/4" blue, red and yellow hoses and 3/8" black hose.

| Order No.                 | Desc.      | For Refrigerants           | Conn. Size. | Gauge Size In. |
|---------------------------|------------|----------------------------|-------------|----------------|
| <b>2-Way Manifolds</b>    |            |                            |             |                |
| 33661                     | Brass      | R12, R22, R502             | 1/4" SAE    | 2-1/2          |
| 33103                     | Brass      | R12, R22, R502             | 1/4" MFL    | 2-1/2          |
| 93103                     | Aluminum   | R12, R22, R502             | 1/4" MFL    | 2-1/2          |
| 93113                     | Aluminum   | R12, R22, R502             | 1/4" MFL    | 3-1/8          |
| 58203                     | -          | R410A, R22, R404           | -           | 3-1/8          |
| 54103                     | Aluminum   | R404A, R407C, R507A, R134a | 1/4" MFL    | 3-1/8          |
| 56103                     | Brass      | R404A, R407C, R507A, R134a | 1/4" MFL    | 3-1/8          |
| 57103                     | Aluminum   | R22/R404A/R410A            | 1/4" MFL    | 3-1/8          |
| 59103                     | Brass      | R22/R404A/R410A            | 1/4" MFL    | 3-1/8          |
| <b>3-Way Manifolds</b>    |            |                            |             |                |
| 59861                     | -          | R410A, R22, R404A          | 1/4" SAE    | 3-1/8          |
| <b>4-Way Manifolds</b>    |            |                            |             |                |
| 96203                     | -          | R410A, R22, R404A          | -           | 2-1/2          |
| 96303                     | -          | R410A, R22, R404A          | -           | 3-1/8          |
| <b>Replacement Gauges</b> |            |                            |             |                |
| Order No.                 | Desc.      | For Refrigerants           |             | Gauge Size In. |
| 93350                     | Low-side   | R12, R22, R502             |             | 2-1/2          |
| 93500                     | High-side  | R12, R22, R502             |             | 2-1/2          |
| 54350                     | Low-side   | R404A, R407C, R507, R134a  |             | 3-1/8          |
| 54500                     | High-side  | R404A, R407C, R507, R134a  |             | 3-1/8          |
| 58501                     | Low-side   | R410A, R22, R404A          |             | 3-1/8          |
| 58803                     | High-side  | R410A, R22, R404A          |             | 3-1/8          |
| 90530                     | Ball valve |                            |             | -              |

## BRASS MANIFOLDS

2-Way



For use with R12, R22 and R502 refrigerants. Features forged brass body, large all-metal handles, free-floating piston-type valves and silicone dampened gauges. Gauges can be easily recalibrated in the field. 1/4" SAE hose connections. Includes (3) standard hoses.

| Order No. | Hose Length In. | Gauge Size In. |
|-----------|-----------------|----------------|
| 33636     | 36              | 2-1/2          |

## ALUMINUM MANIFOLDS

2-Way



For use with R12, R22 and R502 refrigerants. Features solid extruded aluminum body, extra access port for vacuum line, free-floating piston-type valves and silicone dampened gauges with extra large sight glass. 2-1/2" gauges can be easily recalibrated in the field. 1/4" SAE hose connections. Includes (3) standard hoses.

| Order No. | Hose Length In. |
|-----------|-----------------|
| 93636     | 36              |
| 93661     | 60              |

## ALUMINUM MANIFOLD GAUGE SETS

2-Way

For use with R22, R404A and R410A refrigerants. Features solid extruded aluminum body, extra access port for vacuum line, free-floating piston-type valves and silicone dampened gauges\* with extra large sight glass. 3-1/8" gauges can be easily recalibrated in the field. 1/4" SAE hose connections. Includes (3) R410A standard hoses.

| Order No. | Hose Length In. |
|-----------|-----------------|
| 57136     | 36              |
| 57161     | 60              |



\* Gauges designed for high-pressure R410A, with readings in PSI, °F.

Electrolux & Frigidaire

GE & Hotpoint

Whirlpool & Maytag

Cooking & Gas Products

Dishwasher, Disposer & Water Heater

Laundry

Refrigeration

Fittings, Venting & Installation

Electrical

Plumbing

Property Maintenance

Motors

HVAC/R

Chemicals

Charging, Recovery & Welding

Test Equip., Tools & Service Acc.



# Manifolds, Charging Hoses & Shut-Off Valves



**Mastercool Inc.**

## BRASS MANIFOLD GAUGE SETS

2-Way



For use with R22, R404A and R410A refrigerants. Features extra access port for vacuum line, free-floating piston-type valves and silicone dampened gauges\* with extra large sight glass. 3-1/8" gauges can be easily recalibrated in the field. 1/4" SAE hose connections. Includes (3) R410A standard hoses.

| Order No. | Hose Length In. |
|-----------|-----------------|
| 59161     | 60              |

\* Gauges designed for high-pressure R410A, with readings in PSI, °F.

## ALUMINUM MANIFOLDS

4-Way



For use with R410A, R22 and R404A refrigerants. Features solid extruded aluminum body, stainless steel ball valves and silicone dampened gauges with extra large sight glass. 3-1/8" gauges can be easily recalibrated in the field. Includes (3) 1/4" SAE B-R-Y hoses with ball valves and 3/8" SAE black vacuum hose.

| Order No. | Hose Length In. |
|-----------|-----------------|
| 96361     | 60              |

**Phone or FAX  
your order today!!**

## BRASS MANIFOLD GAUGE SETS

2-Way



For use with R404A, R407C, R507A and R134a refrigerants. Features free-floating piston-type valves, extra access port for vacuum line and silicone dampened gauges with extra large sight glass. 3-1/8" gauges can be easily recalibrated in the field. Includes (3) nylon barrier hoses with standard fittings. 1/4" SAE hose connections.

| Order No. | Hose Length In. |
|-----------|-----------------|
| 56161     | 60              |

## DEPRESSOR ASSORTMENT KIT

Refrigeration Gasket



Includes (6) 1/4" gaskets, (3) screw type depressors and 3/8" hose gasket.

| Order No. | Desc.   |
|-----------|---|
| 92207     | Refrigeration gasket depressor assortment kit |

### Accessories

| Order No. | Desc.       |
|-----------|-------------|
| 42010     | 1/4" gasket |
| 42016     | Depressor   |
| 85511     | 3/8" gasket |

## CHARGING HOSES



For use with R12, R22 and R502 refrigerants. Features knurled brass nut. Crimped with 8-segment dies. 36" length.

| Order No. | Size In. SAE | Color | PSI Working/Burst |
|-----------|--------------|-------|-------------------|
| 41363     | 1/4          | Red   | 750/3000          |

### Replacement Hoses

3/8" SAE. Black.

| Order No. | Desc.          |
|-----------|----------------|
| 94136     | w/o Ball valve |
| 94236     | w/ Ball valve  |

## SHUT-OFF VALVE SETS

Manual – Straight



Features needle valve design with flexible hose. Includes blue, yellow and red hoses. Meets SAE, EPA and UL specifications.

| Order No. | Hose Size In. |
|-----------|---------------|
| 90262     | 1/4 x 1/4     |

## SHUT-OFF VALVES

Manual



For use with manifold sets and recycling or flushing equipment. Features swivel ball valve design.

| Order No. | Size In.  |
|-----------|-----------|
| 90430     | 1/4 x 1/4 |

## SHUT-OFF VALVES

Automatic



Screws onto hose end. 1/4" x 1/4". Meets SAE, EPA and UL specifications.

| Order No. | Desc.    |
|-----------|----------|
| 90333-R   | 90°      |
| 90335-R   | Straight |

## VALVE CORE REMOVERS/INSTALLERS



For temporary valve core removal in recovery, evacuation and recharging applications. Features ball valve design.

| Order No. | Desc.                        |
|-----------|------------------------------|
| 91496     | w/ Access port               |
| 91490     | Valve core remover/installer |



# Valves, Adapters, Couplers & Leak Detectors



## CONTROL VALVES



For use on charged systems. Prevents spraying of refrigerant, oil or dye during connections. Features brass body and 1/4" FFL swivel coupler.

| Order No. | Size In. FFL x MFL |
|-----------|--------------------|
| 90328     | 1/4 x 1/4          |

## VALVE CORE REMOVERS



Includes (6) replacement access valve cores.

| Order No. | Desc.                             |
|-----------|-----------------------------------|
| 90376     | Valve core remover w/ valve cores |

### Accessories

| Order No. | Desc.       |
|-----------|-------------|
| 90377     | Valve cores |



## VALVE CORE REMOVAL TOOLS



For use with all refrigerants including R-410A. Features 1/4" side port fitting.

| Order No. | Valve Size In. |
|-----------|----------------|
| 92838     | 3/8            |
| 92868     | 5/16           |



## MINI-SPLIT ADAPTERS



Converts 5/16" mini-split fitting to 1/4" flare.

| Order No. | Desc.                      |
|-----------|----------------------------|
| 90410     | Mini-split adapter fitting |

## SUPERHEAT DETERMINATION SETS



Allows replacement of damaged or faulty service valve cores without discharge. Calculates superheat by reading refrigerant temperature and pressure from same system location.

| Order No. | Desc.                       |
|-----------|-----------------------------|
| 91499     | Superheat determination set |

## AUTOMOTIVE COUPLERS



For use in R134a applications.

| Order No. | Desc.                         |
|-----------|-------------------------------|
| 82934     | Low-side manual 14mm F x 13mm |

## ECONOMY COUPLERS



For use with R134a refrigerant. Designed to work in tight spaces. Attaches to existing R12 hoses and snaps to AC service ports.

| Order No. | Desc.     | Dim.             |
|-----------|-----------|------------------|
| 66434-R   | High side | 1/4" FL-M x 16mm |
| 66534-R   | Low side  | 1/4" FL-M x 13mm |



## MANUAL COUPLERS



82834-E

82934-E

For use with R134a refrigerant. Adjusts to service ports of varied dimensions. Features all-metal construction, spring-loaded depressor and color-coded design. Can be removed from service ports regardless of knob position without loss of refrigerant. Meets SAE, UL and EPA requirements for refrigerant containment.

| Order No. | Desc.                      |
|-----------|----------------------------|
| 82834-E   | High side 1/4" FL-M x 16mm |
| 82934-E   | Low side 1/4" FL-M x 13mm  |

## STRAIGHT ADAPTERS



Includes access valve core 0377-011.

| Order No. | For Use With           |
|-----------|------------------------|
| 90338     | GM 1991 & later models |



## UV LEAK DETECTOR KITS

With LED Light - Leak Sniper®



For detecting leaks in A/C&R systems. Universal UV dye is compatible with all refrigerants and oils.

| Order No. | Desc.                |
|-----------|----------------------|
| 94090     | UV leak detector kit |

Electrolux & Frigidaire

GE & Hotpoint

Whirlpool & Maytag

Cooking & Gas Products

Dishwasher, Disposer & Water Heater

Laundry

Refrigeration

Fittings, Venting & Installation

Electrical

Plumbing

Property Maintenance

Motors

HVAC/R

Chemicals

Charging, Recovery & Welding

Test Equip., Tools & Service Acc.

# Leak Detectors



**Mastercool Inc.**

## LEAK DETECTOR KITS

Electronic/UV – Inspector



For detecting leaks of CFC, HCFC and HFC refrigerants as small as 1/10 oz./year. Features bright UV/blue LED light, (6) sensitivity levels, (15) detection levels, tri-colored LED indicators and mute function. Includes UV enhancing safety glasses and molded case. Meets SAE J1627 specifications.

### Leak Detector Kits

| Order No. | Desc.  |
|-----------|--|
| 55200     | Electronic/UV leak detector                            |
| 55300     | Electronic/UV leak detector w/ cartridge dye injector  |
| 55400     | Electronic/UV leak detector w/ refillable dye injector |

### Accessories

| Order No. | Desc.  |
|-----------|--|
| 53825     | Universal dye cartridge – ester (POE) oil base |

## REFRIGERANT LEAK DETECTORS

INTELLASENSE



| Order No. | Refrigerants              |
|-----------|---------------------------|
| 55800     | All CFC's, HCFC's & HFC's |



## LEAK DETECTION KITS

Micro LED UV



For use with AC/R. Features (5) lifetime LEDs recessed for protection in stainless steel head. Waterproof construction with constant on switch. Includes AA alkaline battery.

**Note:** Not for direct injection into R-410A systems due to high pressure.

| Order No. | UV Wavelength nm |
|-----------|------------------|
| 69789     | 391 to 415       |



**Mastercool Inc.**

## LEAK DETECTORS

Electronic



For detecting leaks of CFC, HCFC and HFC refrigerants as small as 1/10 oz./year. Features (3) sensitivity levels, (5) detection levels and visual leak level indicator. Includes molded case. Meets SAE J1627 specifications.

| Order No. | Desc.                    |
|-----------|--------------------------|
| 55100     | Electronic leak detector |



**Mastercool Inc.**

## LEAK DETECTORS

Combustible Gas



Features 15" probe with bright LED light, membrane switch panel, (6) sensitivity levels, audible alarm, visual leak size indicator, automatic warm-up, reset function and low battery indicator. Includes (2) 1.2V rechargeable Ni-MH batteries, 110V battery charger and molded case.

| Order No. | Operating Temp. °C/°F |
|-----------|-----------------------|
| 55750     | 0 to 52 / 32 to 125   |



## LEAK DETECTORS

AccuProbe UV™



For use in detecting R-134a, R404A, R-407C, R-410A and 1234yf refrigerants. Solid electrolyte technology reduces heat and provides longer sensor life than traditional heated anode or heated diode detectors.

Features (3) sensitivity levels, visible and audible alarms and SmartAlarm system, which indicates leak size on scale of one to nine. 3-LED UV light system works with 395-415nm wavelength leak-tracing dyes. Also offers auto calibration/reset and low-battery indicator. SAE J2791 certified and CE marked. EN 14624 approved.

| Order No. | Desc.                      |
|-----------|----------------------------|
| 69336     | AccuProbe UV leak detector |

# Leak Detectors, Dye Injectors & Scales



## LEAK DETECTORS

### AccuProbe II™



For use in detecting HFC, HCFC and HFO refrigerant leaks. Features (3) sensitivity levels and audible alarms. 17" probe. SAE J1627, SAE J2791 and EN14624 approved. CE marked.

| Order No. | Desc.                      |
|-----------|----------------------------|
| 69354     | AccuProbe II leak detector |



## COMPACT CALCULATOR

### Superheat/Subcool



37 Refrigerants preprogrammed. Upgradeable.

| Order No. | Pressure Displays                              |
|-----------|--|
| 52246     | Kg/cm <sup>2</sup> , MPa, Bar, PSI (0-600 PSI) |

## UV LIGHT KITS

### Mach IV



Features flexible wand for use in confined spaces and bright LED. Includes UV enhancing safety glasses.

| Order No. | Desc.                |
|-----------|----------------------|
| 53515     | Mach IV UV light kit |



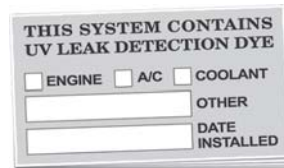
## DYE/OIL INJECTORS



53223



53314



53315

For use with R12, R22, R502 and R134a systems. Features hose with R143a coupler and auto shut-off valve adapter for 1/4" FL systems.

| Order No. | Desc.      | For Dye Type |
|-----------|------------|--------------|
| 53223     | Cartridge  | Universal    |
| 53123     | Refillable | A/C          |

| Accessories |                             | Qty. |
|-------------|-----------------------------|------|
| Order No.   | Desc.                       |      |
| 53314       | 4 oz. Dye remover           | -    |
| 53315       | Bright yellow service label | 25   |

## DYE INJECTORS

### Refillable



Includes 1/4" auto shut-off valve connection and 2 oz. A/C dye.

| Order No. | Desc.     |
|-----------|-----------|
| 53322     | Universal |
| 92376     | Online    |

**We appreciate your business!**



## ULTRAVIOLET DYES



92699



92708



92732

For use with R12, R22 and R502 systems. Universal standard dye with mineral oil base formula.

| Order No. | Size Oz. |
|-----------|----------|
| 92699     | 1/4      |
| 92708     | 8        |
| 92732     | 32       |

## REFRIGERANT SCALES

### Accu-Charge II



For use in refrigeration system charging applications. Programmable alarm sounds when charging is complete. Features platform with leveling eye and adjustable feet, programmable tank capacity for measuring refrigerant level, repeat function for charging to previously stored level and automatic off after 3 hours. 240-lb./110 kg capacity.

| Order No. | Resolution Lb./kg. | Operating Temp. °C/°F |
|-----------|--------------------|-----------------------|
| 98210-A   | 0.02/0.01          | 0 to 49/<br>32 to 120 |

Electrolux & Frigidaire

GE & Hotpoint

Whirlpool & Maytag

Cooking & Gas Products

Dishwasher, Disposer & Water Heater

Laundry

Refrigeration

Fittings, Venting & Installation

Electrical

Plumbing

Property Maintenance

Motors

HVAC/R

Chemicals

Charging, Recovery & Welding

Test Equip., Tools & Service Acc.

# Refrigerant Scales, Thermometers & Probes



**Mastercool Inc.**

## REFRIGERANT SCALES

Wireless



Allows user to program desired quantities of refrigerant. Empty/Full tank programming lets user know amount of refrigerant in tank. Features remote storage in body of platform, magnet on remote for placement on fixtures, accurate weight sensor and battery life symbol displayed on LCD.

**No. 98315.** Features pause/charge function to stop and continue charging, and repeat function to charge previously stored amount.

| Order No. | Desc.            |
|-----------|------------------|
| 98310     | Without solenoid |
| 98315     | With solenoid    |

## CHARGING SOLENOID MODULES



Controls exact refrigerant amount transferring to and from A/C system. For use with all types of refrigerant. Includes short hose for tank connection, USB cord and 1/4" FL and 1/2" ACME adapters.

| Order No. | Desc.                    |
|-----------|--------------------------|
| 98230     | Charging solenoid module |



## DIGITAL CHARGING MODULES

Refrigeration Scale



Monitors progress of automated system charging. Valve closes to stop flow of refrigerant when target is reached.

| Order No. | Desc.                   |
|-----------|-------------------------|
| DRSCM     | Digital charging module |



## ELECTRONIC REFRIGERANT SCALES

Charge Tron™



Provides accurate weight of refrigerant charged or recovered. Features built-in leveling eye for precision, large LCD, and scale with two weight capacities. Uses 9V battery. Optional A/C power adapter.

| Order No. | Dim. In.        | Op. Temp. °F | Battery Hrs. |
|-----------|-----------------|--------------|--------------|
| 53650     | 15 x 13 x 3-3/8 | 32 to 120    | 60           |



## DIGITAL REFRIGERANT SCALES

Charge Tron™



Programmable scale features large LCD, built-in memory and refrigerant tank capacity indicator. Measures weight in kilograms and pounds. Can be field calibrated. Includes (4) AAA batteries and instruction manual.

| Order No. | Battery Life Hrs. | Operating Temp. °F |
|-----------|-------------------|--------------------|
| DRS220    | 30 (continuous)   | 32 to 140          |



**Mastercool Inc.**

## THERMAL IMAGING CAMERA



| Order No. | Pixels  | Measurement Range             |
|-----------|---------|-------------------------------|
| 52300     | 32 x 31 | -20 to 250°C<br>(-4 to 482°F) |

## INFRARED/PROBE THERMOMETERS

Dual Temp



Features 1:1 field of view ratio, adjustable emissivity, backlit LCD display, and lock mode.

| Order No. | Infrared Temp. Range °C/°F | Contact Temp. Range °C/°F |
|-----------|----------------------------|---------------------------|
| 52226     | -55 to 220/<br>-67 to 428  | -55 to 330/<br>-67 to 626 |

## INFRARED THERMOMETERS

Pocket



Features 1:1 field of view ratio, adjustable emissivity, backlit LCD display, and Min./Max. capture mode.

| Order No. | Temp Range °C/°F      |
|-----------|-----------------------|
| 52227     | -55 to 220/-67 to 428 |



# Thermometers, Probes & Charts



## INFRARED THERMOMETERS

### Dual Laser



Compact design features dual laser targeting accuracy, back-lit LCD display and expanded temperature range. Includes (2) AAA batteries, instruction manual, and plastic molded carrying case.

| Order No. | Non-Contact Temp. Range | Resolution    | Accuracy                 | Battery Hours |
|-----------|-------------------------|---------------|--------------------------|---------------|
| 52224-C   | -76 to 1022 °F          | 0.1 °F/0.1 °C | ±4 °F or ± 2% of reading | 14            |

## ULTRA TEMP INFRARED THERMOMETERS

### Dual Laser




Features programmable high/low alarms, lock mode to capture temperature readings, built-in LED and built-in K-type jack for optional contact functions. Includes (2) AAA batteries, instruction manual and plastic molded carrying case.

| Order No. | Non-Contact Temp. Range | Resolution    | Accuracy      | Battery Hours |
|-----------|-------------------------|---------------|---------------|---------------|
| 52225-B   | -76 to 1832 °F          | 0.1 °F/0.1 °C | 2% of reading | Approx. 180   |

**Not all the products we carry are listed in this catalog. If you don't see what you're looking for, please contact your local branch for assistance.**

## PROBES



| Order No. | Desc.                | Lgth. Ft. |
|-----------|----------------------|-----------|
| 52331     | Thermocouple         | 3         |
| 52332     | Thermocouple         | 10        |
| 52333     | Piercing penetration | -         |
| 52334     | Surface              | -         |
| 52335     | Air                  | -         |

## DIGITAL THERMOMETERS

### Handheld



Features selectable temperature scale, Min./Max./Data hold functions, High/Low temperature alarm settings, stainless steel probe and folding stand. Waterproof.

| Order No. | Temp Range °C/°F      |
|-----------|-----------------------|
| 52229     | -50 to 300/-58 to 572 |

## PRESSURE/TEMPERATURE CHARTS

### Digital



Features pressure/temperature information for 61 refrigerants, selectable temperature scale, LCD display and automatic power off. Includes battery.

| Order No. | Desc.                              |
|-----------|------------------------------------|
| 52245     | Digital pressure/temperature chart |

Electrolux & Frigidaire

GE & Hotpoint

Whirlpool & Maytag

Cooking & Gas Products

Dishwasher, Disposer & Water Heater

Laundry

Refrigeration

Fittings, Venting & Installation

Electrical

Plumbing

Property Maintenance

Motors

HVAC/R

Chemicals

Charging, Recovery & Welding

Test Equip., Tools & Service Acc.



# Temperature Meters & Flaring & Swaging Tools



**Mastercool Inc.**

## DIFFERENTIAL THERMOMETERS

Digital



Provides instant measurements of (2) points: (T1, T2) and T1 to T2. Features selectable temperature scale, max hold and data hold functions, and Type-K thermocouple input. Includes (2) 3-ft. probes.

| Order No. | Resolution °C/°F | Temp. Range °C/°F           |
|-----------|------------------|-----------------------------|
| 52228     | 0.1              | -50 to 1300/<br>-50 to 1999 |

## HUMIDITY TEMPERATURE METERS



Measures temperature and humidity simultaneously. Feature LCD display, Min./Max./Data hold functions and automatic power off. Wet bulb ready.

| Order No. | Resolution °C/°F / %RH | Temp. Range °C/°F       |
|-----------|------------------------|-------------------------|
| 52233     | 0.1                    | -20 to 60/<br>-4 to 140 |

Let us be the first stop for all your product needs!

## AIR VELOCITY TEMPERATURE METERS

Digital



Measures sensitivity to low/high air velocity. Features ergonomic design, 2" dia. fan head and extendible cord. Accuracy: +3% or 0.1.

| Order No. | Desc.                                  |
|-----------|--|
| 52236     | Digital air velocity temperature meter |

## CLAMP METERS



Features frequency count, diode check, alarm, peak data hold and unit and sign display. Measures 20MA to 600A current, 10Hz to 2kHz frequency and 200m to 20K ohm resistance.

| Order No. | Volts AC/DC                   | Temp. Range °C/°F       |
|-----------|-------------------------------|-------------------------|
| 52240     | 200mv to 750V/<br>1V to 1000V | -20 to 60/<br>-4 to 140 |

## TUBE EXPANDER KITS



71600-A



71650-A

For hydraulic fabrication and expansion of aluminum, copper and soft steel tubing. Includes swage, adapter, inner/outer reamer and expander heads.

| Order No. | Expander Head Sizes In.                                |
|-----------|--|
| 71600-A   | 3/8, 1/2, 5/8, 3/4, 7/8, 1, 1-1/8                      |
| 71650-A   | 3/8, 1/2, 5/8, 3/4, 7/8, 1, 1-1/8, 1-3/8, 1-5/8, 2-1/8 |

## FLARING & SWAGING TOOL KITS

Hydraulic



For use with copper tubing. Includes molded case.

| Order No. | For Tubing OD In.              |
|-----------|--------------------------------|
| 71700     | 1/4, 5/16, 3/8, 5/8, 3/4 & 7/8 |

## HYDRAULIC FLARING ACCESSORY



Flare accessories for "Hydra Swage". 71600-A.

| Order No. | Description     |
|-----------|-----------------|
| 71680     | Flare accessory |

## HYDRAULIC FLARING & EXPANDING KIT



| Order No. | Description           |
|-----------|-----------------------|
| 71675     | (7 Head Kit) Complete |

## HYDRAULIC FLARING AND EXPANDING KIT



| Order No. | Description            |
|-----------|------------------------|
| 71676     | (10 Head Kit) Complete |

# Thermometers, Safety Glasses & Fin Combs



## THERMOMETERS



Analog. Includes pocket holder and clip.

| Order No. | Dial Size In. | Temp. Scale °F |
|-----------|---------------|----------------|
|           | <b>Analog</b> |                |
| 52161     | 1-3/8         | -40 to 160     |
| 91120     | 1-3/4         | 0 to 220       |

## INFRARED THERMOMETERS



Features 12:1 field of view, laser targeting, backlit LCD display and automatic power off. 0.5°C/°F resolution. Includes (2) AAA batteries, instruction manual and case.

| Order No. | Approx. Temp. Range °C/°F |
|-----------|---------------------------|
| 52224-A   | -50 to 500/ -58 to 932    |

## INFRARED THERMOMETERS

Dual Temp Plus



Features 30:1 field of view ratio, laser targeting, adjustable emissivity, programmable high/low, Min./Max./Diff./Avg. reading and backlit LCD display. Includes K-type jack and 3-ft. thermocouple probe for contact operation.

| Order No. | Infrared Temp. Range °C/°F | Contact Temp. Range °C/°F |
|-----------|----------------------------|---------------------------|
| 52225-A   | -60 to 760/-76 to 1400     | -64 to 1400/-83 to 1999   |



## INFRARED THERMOMETERS

Dual Laser



Compact design features dual laser targeting accuracy, back-lit LCD display and expanded temperature range. Includes (2) AAA batteries, instruction manual, and plastic molded carrying case.

| Order No. | Non-Contact Temp. Range | Resolution        | Accuracy                    | Battery Hours |
|-----------|-------------------------|-------------------|-----------------------------|---------------|
| 52224-C   | -76 to 1022 °F          | 0.1 °F/<br>0.1 °C | ±4 °F or<br>± 2% of reading | 14            |

## SAFETY GLASSES

UV Enhancing



Protects against ultraviolet light in leak detection applications.

| Order No. | Desc.                       |
|-----------|-----------------------------|
| 92398     | UV enhancing safety glasses |

## FIN COMBS



For cleaning and straightening condenser and evaporator fins. Features 6-sided head.

| Order No. | Fits Fins/In.         |
|-----------|-----------------------|
| 90925     | 8, 9, 10, 12, 14 & 15 |

Electrolux & Frigidaire

GE & Hotpoint

Whirlpool & Maytag

Cooking & Gas Products

Dishwasher, Disposer & Water Heater

Laundry

Refrigeration

Fittings, Venting & Installation

Electrical

Plumbing

Property Maintenance

Motors

HVAC/R

Chemicals

Charging, Recovery & Welding

Test Equip., Tools & Service Acc.

# Fin Combs, Hose Cutters & Tube Benders



## FIN COMBS



MA-MFC1



MA-MFC2



MA-MFC3

Nos. MA-MFC1 & MA-MFC2. Adjust to fit all fin spacing.

No. MA-MFC3. Fits fins w/ spacings of 8, 9, 10, 12, 14 & 15 fins/inch.

| Order No. | Desc.                        |
|-----------|------------------------------|
| MA-MFC1   | All metal fin comb           |
| MA-MFC2   | All-metal fin comb w/ handle |
| MA-MFC3   | Nylon 6-in-1 fin comb        |



**Mastercool Inc.**

## CAN TAP VALVES

Side Mount – 3-in-1



Fits 2-7/8" (R134a), 2-1/2" (R12) and 2" (OIL) charge cans. Features internal check valve. Includes 1/2" ACME-M and 1/4" FL-M ports.

| Order No. | Desc.                           |
|-----------|---------------------------------|
| 85530     | 3-in-1 Side mount can tap valve |



**Mastercool Inc.**

## RUBBER HOSE CUTTERS



For cutting rubber automotive refrigerant hoses.

| Order No. | Max. OD In. |
|-----------|-------------|
| 80013     | 1-1/2       |

### Accessories

| Order No. | Desc.             |
|-----------|-------------------|
| 80113     | Replacement blade |

## RATCHET HOSE CUTTERS

Heavy-Duty



For cutting rubber hoses and PVC pipe. Features ratcheting action and heat treated alloy steel blade.

**Note:** Not recommended for PVC200.

| Order No. | Max. OD In. |
|-----------|-------------|
| 80011     | 1-1/2       |

### Accessories

| Order No. | Desc.             |
|-----------|-------------------|
| 80111     | Replacement blade |

## TUBE BENDER KITS

Ratchet Style



Includes bender, heavy-duty cutter for 1/8" to 1-1/8" OD tubing, inner-outer reamer for 3/16" to 1-1/2" OD tubing and plastic case.

| Order No. | For Tubing OD In.       |
|-----------|-------------------------|
| 70070     | 3/8, 1/2, 5/8, 3/4, 7/8 |



**Mastercool Inc.**

## BENDING ADAPTER

Reverse Direction



| Order No. | Description                              |
|-----------|--|
| 70070-RD  | Utilized with 70070 or 70080 Tube Bender |

## TUBE BENDER KITS

Ratchet Style



Features hand-operated ratchet design to bend soft tubing easily. Includes molded case.

| Order No. | For Tubing OD In.               |
|-----------|---------------------------------|
| 70080     | 3/8, 1/2, 5/8, 3/4, 7/8 & 1-1/8 |

## TUBE BENDERS

Lever Style – 4-in-1



For radius bends up to 80°. Open side design slips over tube at any point. Calibrated to show angle of bend.

| Order No. | Tubing OD In. | Nom. Size In. | Radius to Center In. |
|-----------|---------------|---------------|----------------------|
| 70061     | 1/4           | 1/8           | 9/16                 |
| 70066     | 3/4           | 5/8           | 3                    |

# Tube Benders & Cutters



## 180° TUBE BENDERS

4-in-1



Features all-metal, multi-purpose design.

| Order No. | For Tube Size In.     |
|-----------|-----------------------|
| 70069-A   | 3/16, 1/4, 5/16 & 3/8 |

## TUBE BENDERS

Spring Style



For bending soft copper or aluminum tubing. Nickel plated construction, flared on one end.

| Order No. | For Tubing OD In.          |
|-----------|----------------------------|
| 70076     | 1/4, 5/16, 3/8, 1/2, & 5/8 |

## TUBE CUTTERS



Features ball bearing design and reinforced steel cutting wheel. No. 72035. Features detachable swivel deburring tool.

| Order No. | For Tubing OD In. |
|-----------|-------------------|
| 72029     | 1/8 to 1-1/8      |
| 72035     | 1/4 to 1-1/2      |

## REPLACEMENT CUTTING WHEELS

Tube Cutter



Replacement cutting wheels for Mastercool tube cutters.

| Order No. | For use with |
|-----------|--------------|
| 72030     | 72029        |
| 72034     | 72035        |

## TUBE CUTTERS



For use in confined spaces on copper, aluminum, brass, thin wall and stainless steel tubing. Chrome plated finish.

| Order No. | For Tubing OD In. |
|-----------|-------------------|
| 70027     | 1/8 to 5/8        |
| 70029     | 3/8 to 1-1/8      |

## TUBE CUTTERS

Ratchet Style



For use where swing room is limited.

| Order No. | For Tubing OD In. |
|-----------|-------------------|
| 70030     | 1/4 to 7/8        |

## TUBE CUTTERS

Heavy-Duty



For use on copper, aluminum, brass, thin wall and stainless steel tubing. Features retractable reamer/file. Includes spare cutting wheel.

| Order No. | For Tubing OD In. |
|-----------|-------------------|
| 70033     | 1/8 to 1-1/8      |

## TUBE CUTTERS

Heavy-Duty



For cutting 1/4" to 1-5/8" O.D. tubes (1/4" to 1-1/2" nominal).

| Order No. | Desc.                  |
|-----------|------------------------|
| 70035     | Heavy-duty tube cutter |

## TUBE CUTTERS

Capillary



For use on capillary tubing. Will not collapse tube.

| Order No. | Desc.                 |
|-----------|-----------------------|
| 70025     | Capillary tube cutter |

## TUBE CUTTERS

Ratcheted



For use on PVC, ABS, copper, aluminum, brass, thin wall and stainless steel tubing. Features sliding ratchet design.

| Order No. | For Tubing OD In. |
|-----------|-------------------|
| 70037     | 1/4 to 2-5/8      |

We welcome the opportunity to quote on any special tools or equipment you may require.

Electrolux & Frigidaire

GE & Hotpoint

Whirlpool & Maytag

Cooking & Gas Products

Dishwasher, Disposer & Water Heater

Laundry

Refrigeration

Fittings, Venting & Installation

Electrical

Plumbing

Property Maintenance

Motors

HVAC/R

Chemicals

Charging, Recovery & Welding

Test Equip., Tools & Service Acc.



# Tube Cutters & Flaring Tools



## TUBING CUTTERS



For use in cutting copper, brass and aluminum tubing. Features grooved rollers for cutting close to flared ends.

| Order No. | Desc.   | O.D. Range In. |
|-----------|---|----------------|
| 70000     | Mini tubing cutter                            | 1/8 to 7/8     |
| 70024     | Mini cutter w/ spare wheel                    | 3/16 to 1-1/8  |
| 70001     | Premium tubing cutter                         | 1/8 to 1-1/4   |
| 70090     | Premium cutter w/ retractable deburring blade | 5/16 to 1-5/8  |



**Mastercool Inc.**

## TUBE CUTTERS

Ratchet Style



Ratchet style allows cutting all the way around tubing.

| Order No. | For Tube Size |
|-----------|---------------|
| 70031     | 5/16 to 1-1/8 |



## TUBE CUTTERS

Capillary



Minimizes burrs and makes clean, straight cut. Features hardened steel construction.

| Order No. | Desc.                 |
|-----------|-----------------------|
| MA-CL1    | Capillary tube cutter |



**Mastercool Inc.**

## TUBE CUTTER KITS



Includes mini, midi and heavy-duty cutters.

| Order No. | For Tubing OD In. |
|-----------|-------------------|
| 70090     | 1/8 to 1-1/8      |

## TUBE CUTTER KITS



Includes mini tube cutter for 1/8" to 5/8" O.D. tubing (1/8" to 1/2" nominal), mini tube cutter for 3/8" to 1-1/8" O.D. tubing (1/4" to 1" nominal), heavy-duty tube cutter for 1/8" to 1-1/8" O.D. tubing (1/4" to 1" nominal) and heavy duty tube cutter for 1/4" to 2-5/8" O.D. tubing (1/4" to 2-3/4" nominal).

| Order No. | Desc.           |
|-----------|-----------------|
| 70090-A   | Tube cutter kit |



**Mastercool Inc.**

## FLARING TOOLS

45°



Features forged steel auto-centering slip-on yoke and bearing driven hardened core.

| Order No. | For Tubing OD In.                     |
|-----------|---------------------------------------|
| 70051     | 3/16, 1/4, 5/16, 3/8, 7/16, 1/2 & 5/8 |

## FLARING TOOLS

Die-Block – 45°



Features slide-on yoke and hardened flaring bar.

| Order No. | For Tubing OD In.               |
|-----------|---------------------------------|
| 70052     | 3/16, 1/4, 5/16, 3/8, 1/2 & 5/8 |

## FLARING TOOLS

Large Capacity – 45°



Features swivel flaring cone and hardened flaring bar. Chrome plated nickel construction.

| Order No. | For Tubing OD In. |
|-----------|-------------------|
| 70056     | 5/8, 3/4, 7/8 & 1 |



# Flaring & Cutting Tools



## FLARING TOOLS

Eccentric



No. 70058-A. Includes flaring tool, inner-outer reamer and heavy-duty tube cutter.

| Order No. | For Tubing OD In.              |
|-----------|--------------------------------|
| 70057-A   | 1/4, 5/16, 3/8, 1/2, 5/8 & 3/4 |
| 70058-A   | 1/8 to 1-1/8                   |

## FLARING TOOL

Eccentric



| Order No. | No. Flares | Sizes                         |
|-----------|------------|-------------------------------|
| 70059     | 6          | 1/4, 3/8, 1/2, 5/8, 3/4, 7/8" |

## FLARING TOOL KIT

Eccentric



Includes 70059 Eccentric Flare Tool, 70033 Tube Cutter and 71685 Inner-Outer Reamer.

| Order No. | No. Flares | Sizes                         |
|-----------|------------|-------------------------------|
| 70060     | 6          | 1/4, 3/8, 1/2, 5/8, 3/4, 7/8" |



## FLARING TOOLS

Eccentric Cone



Features off-center hardened steel cone with 45° flare, large feed screw handle, black oxide-finished steel flaring bars and built-in clutch release.

| Order No. | For Tube OD In. |
|-----------|-----------------|
| 60295     | 3/16 to 3/4     |



## FLARING & CUTTING TOOL SETS



Includes heavy-duty tube cutter for 1/8" to 1-1/8" OD tubing, 45° flaring tool for 3/16" to 5/8" tubing and flaring adapters for 3/16" to 1/2" OD tubing.

| Order No. | Desc.                        |
|-----------|------------------------------|
| 70092     | Flaring and cutting tool set |



## FLARING & SWAGING TOOL SETS

45°



For use in confined spaces. Features forged steel slip-on yoke and hardened steel bars. Includes (2) flaring bars and (5) swaging adapters.

| Order No. | For Tubing OD In.   |  |
|-----------|---------------------|--|
|           | Flaring             | Swaging                                    |
| 70053     | 1/8, 3/16, 1/4, 5/8 | 3/16, 1/4, 5/16, 3/8, 7/16, 1/2, 5/8 & 3/4 |
|           | 5/8 & 3/4           |  |

## FLARING & CUTTING TOOL SETS



Includes heavy-duty tube cutter and 45° flaring tool.

| Order No. | For Tubing OD In.                     |              |
|-----------|---------------------------------------|--------------|
|           | Flaring                               | Cutting      |
| 70091     | 3/16, 1/4, 5/16, 3/8, 7/16, 1/2 & 5/8 | 1/8 to 1-1/8 |

## FLARING & CUTTING TOOL SETS

Sliding Die-Block – 45°



For flaring and burnishing applications. Includes heavy-duty tube cutter, flaring tool and slide-on yoke.

| Order No. | For Tubing OD In.               |              |
|-----------|---------------------------------|--------------|
|           | Flaring                         | Cutting      |
| 70093     | 3/16, 1/4, 5/16, 3/8, 1/2 & 5/8 | 1/8 to 1-1/8 |

Electrolux & Frigidaire

GE & Hotpoint

Whirlpool & Maytag

Cooking & Gas Products

Dishwasher, Disposer & Water Heater

Laundry

Refrigeration

Fittings, Venting & Installation

Electrical

Plumbing

Property Maintenance

Motors

HVAC/R

Chemicals

Charging, Recovery & Welding

Test Equip., Tools & Service Acc.

# Flaring & Cutting Tools



**Mastercool Inc.**

## FLARING & CUTTING TOOL SETS

Wide Range – 45°



Includes heavy-duty tube cutter, flaring tool with slip-on yoke and flaring bars. Includes ratchet wrench.

| Order No. | For Tubing OD In.                               |              |
|-----------|---|--------------|
|           | Flaring   | Cutting      |
| 70094     | 1/8, 3/16, 1/4, 5/16, 3/8, 7/16, 1/2, 5/8 & 3/4 | 1/8 to 1-1/8 |

## SWAGING TOOLS

Punch Type



Enlarges one end of copper tubing to accept tubing; solders together like fitting. For use on 1/4", 5/16", 3/8", 1/2" and 5/8" OD tubing.

| Order No. | Desc.                                  |
|-----------|--|
| 70048     | Punch type swaging tool                |
| 70049     | Punch type swaging tool w/ flaring bar |

## RATCHET WRENCHES



Steel forged construction features reversible ratchet.

| Order No. | Hex Size In. | Square Size In. |
|-----------|--------------|-----------------|
| 70081     | 9/16 & 1/2   | 3/16 & 1/4      |



## RATCHET WRENCHES

Reversible



For use on compressor access valves and acetylene B and MC tank valves. Features square opening with 1/4" and 3/16" at one end; 3/8" and 5/16" at other end.

| Order No. | Desc.                     |
|-----------|---------------------------|
| 70022     | Reversible ratchet wrench |



Accessories

For use on 3/16" and 5/16" hex valves. Fits #70022 reversible ratchet wrench.

| Order No. | Desc.       |
|-----------|-------------|
| DHW316    | Hex adapter |

## RATCHET WRENCHES

Offset

Features square opening with 1/4" and 3/16" at one end; 3/8" and 5/16" at other end. Offset design for knuckle clearance in tight areas.



| Order No. | Desc.                 |
|-----------|-----------------------|
| 70074     | Offset ratchet wrench |



**Mastercool Inc.**

## RATCHET WRENCHES

Refrigeration



Designed for hard-to-reach areas. Compact design with chrome plated finish.

| Order No. | For Tube Size In.     |
|-----------|-----------------------|
| 70082     | 1/2, 3/8, 3/16 & 5/16 |



**Mastercool Inc.**

## PINCH-OFF PLIERS



Pinches off and locks copper tubing. Designed for refrigeration industry.

| Order No. | Throat Size In. | Depth In. | Jaw Thick In. |
|-----------|-----------------|-----------|---------------|
| 70083     | 7               | 1         | 1/4           |

## INNER-OUTER REAMERS



70085



71685

No. 70085. Removes burrs before flaring. Features heavy-duty shell and steel blades.  
No. 71685. Removes inner burrs. Includes tungsten blade.

| Order No. | Tube Cap. In. |
|-----------|---------------|
| 70085     | 3/16 to 1-1/2 |
| 71685     | -             |

## TUBE CUTTERS

Mini



For use on soft copper, aluminum and thin wall steel in confined spaces.

| Order No. | For Tubing OD In. |
|-----------|-------------------|
| 80021     | 1/8 to 7/8        |

## TUBE PIERCING PLIERS



| Order No. | Tube Size In. |
|-----------|---------------|
| 70088     | 1/4           |

Accessories

| Order No. | Desc.           |
|-----------|-----------------|
| 70088-TIP | Replacement tip |

# Recovery Tools, Analyzers & Fin Comb Sets



## REFRIGERANT CHARGING STATIONS

Portable



For use in A/C charging applications. Features steel frame with wheels and scale/hose storage pockets, 3-1/8" gauges and rotary vane vacuum pump.

| Order No. | CFM | Manifold Type |
|-----------|-----|---------------|
| 91580     | 1.5 | 2-way         |
| 91586     | 5   | 4-way         |



## REFRIGERANT RECOVERY TOOLS

Quick-Pierce



For use on sizes from 3/16" O.D. to 7/8" O.D.

| Order No. | Desc.                     |
|-----------|---------------------------|
| MA-QP400  | Refrigerant recovery tool |



## REFRIGERANT RECOVERY CYLINDERS



Features liquid and vapor valve with 400 PSI rating. DOT certified.

| Order No. | Size Lbs. |
|-----------|-----------|
| 62010     | 30        |
| 63010     | 50        |



## TANK HEATER BLANKETS



Ensures complete discharge of refrigerant. Features 300W heater element.

| Order No. | Volts |
|-----------|-------|
| 98250     | 110   |

## AIR CONTENT ANALYZERS



Releases excess pressure caused by air in recovered refrigerant. Can be left on supply tank for regular monitoring or removed to check all tanks.

| Order No. | Desc.                |
|-----------|----------------------|
| 98100     | Air content analyzer |

## SYSTEM ANALYZER

With Round Vane



Clamp-On thermocouple and pressure transducer.

| Order No. | Operating Temp. Range   |
|-----------|-------------------------|
| 52270     | 0 to 50°C (32 to 122°F) |

## SYSTEM ANALYZER

With Antenna Type Meter



Clamp-On thermocouple and pressure transducer.

| Order No. | Operating Temp. Range   |
|-----------|-------------------------|
| 52280     | 0 to 50°C (32 to 122°F) |



## HEAT GUNS

Dual Setting



Features 750W low and 1500W high settings. Includes (4) tips. Double insulated. UL listed.

| Order No. | Volts  | Amps |
|-----------|--------|------|
| HG1000    | 120 AC | 12   |



## FIN COMB SETS

FinFix™



For straightening and cleaning of condenser and evaporator fins. Color coded. Nylon construction. Set of 6.

| Order No. | Color               | FPI             |
|-----------|---------------------|-----------------|
| 61151     | Orange              | 8 and 10        |
| 61152     | Yellow              | 9 and 15        |
| 61153     | Blue                | 11 and 13       |
| 61154     | Green               | 12 and 14       |
| 61155     | Lime                | 16 and 17       |
| 61156     | Red                 | 18 and 20       |
| 61157     | Purple              | 21/22 and 23/24 |
| 61158     | Assorted (set of 6) | 8 to 20         |

Electrolux & Frigidaire

GE & Hotpoint

Whirlpool & Maytag

Cooking & Gas Products

Dishwasher, Disposer & Water Heater

Laundry

Refrigeration

Fittings, Venting & Installation

Electrical

Plumbing

Property Maintenance

Motors

HVAC/R

Chemicals

Charging, Recovery & Welding

Test Equip., Tools & Service Acc.

# Swaging Tools, Ratchet Wrenches & Manifold Gauges



## GAS PRESSURE TEST KITS



For setting manifold pressure with natural or LP gas. Features diaphragm gauge and tube-nipple design for easy connection.

### Test Kits

| Order No. | Desc.               | Range In. WC |
|-----------|---------------------|--------------|
| 78055     | Complete kit        | 0 to 10      |
| 78056     | Barb-fitting gauge  | 0 to 10      |
| 78057     | 1/4" NPT male gauge | 0 to 10      |
| 78060     | Complete kit        | 0 to 35      |
| 78061     | Barb-fitting gauge  | 0 to 35      |
| 78066     | 1/4" NPT male gauge | 0 to 35      |

### Accessories

| Order No. | Desc.              |
|-----------|--------------------|
| 78062     | Hose w/ nipple     |
| 78064     | Brass barb-fitting |
| 78065     | Rubber nipple      |
| 78059     | Gauge crystal      |
| 78063     | Carrying case      |

## MANIFOLD GAUGES

Dry



49105 & 49106

Features red or blue steel case with front recalibrator screw and high-visibility colored temperature scales. Flutterless™ technology with brass surge protector minimizes needle pulsation. 3-1/8" diameter.

| Order No.            | Measures PSI | For Use With        |
|----------------------|--------------|---------------------|
| <b>Red Pressure</b>  |              |                     |
| 49105                | 0 to 500     | R-22, 134a & 404-A  |
| 49137                | 0 to 800     | R-22, 404-A & 410-A |
| <b>Blue Compound</b> |              |                     |
| 49106                | 0 to 120     | R-22, 134a & 404-A  |
| 49138                | 0 to 350     | R-22, 404-A & 410-A |



## GAS PRESSURE TEST KITS



Features nitrogen regulator with delivery pressure testing AC&R system for leaks. Includes accessories for cleaning condensate drain lines, cleaning coils and inflating tires.

### Test Kits

| Order No. | Scale In. | W.C. Oz/in <sup>2</sup> | mBar    |
|-----------|-----------|-------------------------|---------|
| 45503     | 0 to 35   | 0 to 20                 | 0 to 86 |
| 45506     | 0 to 15   | 8.6                     | 0 to 37 |

### Accessories

| Order No. | Desc.              |
|-----------|--------------------|
| 78062     | Hose w/ nipple     |
| 78064     | Brass barb-fitting |
| 78065     | Rubber nipple      |
| 78059     | Gauge crystal      |
| 78063     | Carrying case      |

## SWAGING TOOLS

### Punch Type



Individual Swaging Tool



Swaging Tool Set

Heat treated, plated alloy steel construction. For expanding copper tubing ends. Includes punch.

### Swaging Tools

| Order No.                       | Size In.    |
|---------------------------------|-------------|
| <b>Individual Swaging Tools</b> |             |
| 60460                           | 3/16 to 5/8 |
| 60463                           | 3/16        |
| 60464                           | 1/4         |
| 60465                           | 5/16        |
| 60466                           | 3/8         |

| Order No. | Size In. |
|-----------|----------|
| 60467     | 1/2      |
| 60468     | 5/8      |
| 60469     | 3/4      |
| 60470     | 7/8      |

### Swaging Tool Sets

|       |  |
|-------|--|
| 60475 | 1/4, 3/8, 1/2 & 5/8                      |
| 60476 | 1/4, 5/16, 3/8, 1/2 & 5/8                |
| 60461 | 6-Punch set w/ clamping bar; 3/16 to 5/8 |

### Accessories

| Order No. | Desc.        |
|-----------|--------------|
| 60462     | Clamping bar |

## RATCHET WRENCHES

### Reversible



60613



60616

Nos. 60613 & 60616. Square openings. 1/4" and 3/16" on one end; 3/8" and 5/16" on other end.

No. 60618. Square openings. 3/16" and 1/4" on one end; 3/8" and 5/16" on other end.

No. 60615. Square openings. 3/8" on one end; 1/2" on other end.

No. 60612. 1/2" and 9/16" Hex openings on one end; 3/16" and 1/4" square openings on other end.

| Order No. | Desc.                          |
|-----------|--------------------------------|
| 60613     | Straight                       |
| 60616     | Offset                         |
| 60618     | Heavy-duty                     |
| 60615     | Refrigeration for large valves |
| 60612     | 7" Heavy-duty                  |
| 60003     | Straight (50)                  |
| 60006     | Offset (50)                    |
| 60008     | Heavy-duty (42)                |



# Manifold Gauges & Quick Couplers



## MANIFOLD GAUGES



Features steel case, high-visibility dials with colored temperature scales and Flutterless™ needle stability technology. 2-1/2" dia. 1/8" NPT male connection.

### Manifold Gauges

| Order No. | Color    | Desc.    | Scale                                  | Refrigerant       |
|-----------|----------|----------|--|-------------------|
| °F        |          |          |  |                   |
| 49001     | Red      | Pressure | 0 to 500 PSI                           | R-12, 22, 502     |
| 49002     | Blue     | Compound | 30" to 0 to 120 PSI                    | R-12, 22, 502     |
| 49008     | Red/Blue | Set      | –                                      | R-12, 22, 502     |
| 49013     | Red      | Pressure | 0 to 500 PSI                           | R-12, 22, 134a    |
| 49014     | Blue     | Compound | 30" to 0 to 120 PSI                    | R-12, 22, 134a    |
| 49015     | Red      | Pressure | 0 to 500 PSI                           | R-22, 134a, 404A  |
| 49016     | Blue     | Compound | 30" to 0 to 120 PSI                    | R-22, 134a, 404A  |
| 49035     | Red      | Pressure | 0 to 800 PSI/kg/cm <sup>2</sup>        | R-410A            |
| 49036     | Blue     | Compound | 30" to 0 to 300 PSI/kg/cm <sup>2</sup> | R-410A            |
| 49051     | Red      | Pressure | 0 to 500 PSI                           | R-134a, 404A, 507 |
| 49052     | Blue     | Compound | 30" to 0 to 120 PSI                    | R-134a, 404A, 507 |
| 49053     | Red      | Pressure | Bar/MPa                                | R-410A            |
| 49054     | Blue     | Compound | Bar/MPa                                | R-410A            |
| °C        |          |          |  |                   |
| 49003     | Red      | Pressure | kPa/PSI                                | R-12, 22, 502     |
| 49004     | Blue     | Compound | kPa/PSI                                | R-12, 22, 502     |
| 49005     | Red      | Pressure | Bar/PSI                                | R-12, 22, 502     |
| 49006     | Blue     | Compound | Bar/PSI                                | R-12, 22, 502     |
| 49025     | Red      | Pressure | Bar/MPa                                | R-12, 22, 502     |
| 49026     | Blue     | Compound | Bar/MPa                                | R-12, 22, 502     |
| 49027     | Red      | Pressure | Kg/cm <sup>2</sup> /PSI                | R-12, 22, 502     |
| 49028     | Blue     | Compound | Kg/cm <sup>2</sup> /PSI                | R-12, 22, 502     |
| 49031     | Red      | Pressure | Bar/PSI                                | R-22, 134a, 407C  |
| 49032     | Blue     | Compound | Bar/PSI                                | R-22, 134a, 407C  |
| 49033     | Red      | Pressure | Bar/PSI                                | R-22, 134a, 404A  |

| Order No. | Color | Desc.    | Scale                   | Refrigerant             |
|-----------|-------|----------|-------------------------|-------------------------|
| 49034     | Blue  | Compound | Bar/PSI                 | R-22, 134a, 404A        |
| 49035     | Red   | Pressure | PSI/kg/cm <sup>2</sup>  | R-410A                  |
| 49036     | Blue  | Compound | PSI/kg/cm <sup>2</sup>  | R-410A                  |
| 49053     | Red   | Pressure | Bar/MPa                 | R-410A                  |
| 49054     | Blue  | Compound | Bar/MPa                 | R-410A                  |
| 49055     | Red   | Pressure | Bar/PSI                 | R-134a, 404A, 507       |
| 49056     | Blue  | Compound | Bar/PSI                 | R-134a, 404A, 507       |
| 49057     | Red   | Pressure | Kg/cm <sup>2</sup> /PSI | R-134a, 404A, 507       |
| 49058     | Blue  | Compound | Kg/cm <sup>2</sup> /PSI | R-134a, 404A, 507       |
| 49059     | Red   | Pressure | MPa                     | R-134a, 404A, 407C, 507 |
| 49060     | Blue  | Compound | MPa                     | R-134a, 404A, 407C, 507 |
| 49063     | Red   | Pressure | Bar/PSI                 | R-134a, 404A, 407C      |
| 49064     | Blue  | Compound | Bar/PSI                 | R-134a, 404A, 407C      |

### Accessories

| Order No. | Desc.               |
|-----------|---------------------|
| 49010     | Replacement crystal |

## QUICK COUPLERS



For use with R-410A refrigerant. Features male flare end with Schrader core, and female coupler end with deep knurling and Adjust-A-Valve opener.

| Order No.                      | Female QC Size In. | Male Flare Size In. |
|--------------------------------|--------------------|---------------------|
| <b>Straight Quick Couplers</b> |                    |                     |
| 19171                          | 1/4                | 1/4                 |
| 19172                          | 3/8                | 1/4                 |
| <b>90° Bend Quick Couplers</b> |                    |                     |
| 19191                          | 1/4                | 1/4                 |
| 19192                          | 3/8                | 1/4                 |
| <b>45° R-410A Couplers</b>     |                    |                     |
| 19173                          | 5/16               | 1/4                 |
| 19174                          | 1/4                | 5/16                |
| 19175                          | 5/16               | 5/16                |

Electrolux & Frigidaire

GE & Hotpoint

Whirlpool & Maytag

Cooking & Gas Products

Dishwasher, Disposer & Water Heater

Laundry

Refrigeration

Fittings, Venting & Installation

Electrical

Plumbing

Property Maintenance

Motors

HVAC/R

Chemicals

Charging, Recovery & Welding

Test Equip., Tools & Service Acc.



# Flaring Tools, Tube Cutters & Leak Scanners



## FLARING TOOLS

45° – Heavy-Duty



Features hardened steel flaring bar and forged steel yoke.

### Flaring Tools

| Order No. | For Tube OD In.                      |
|-----------|--------------------------------------|
| 60210     | 3/16, 1/4, 5/16, 3/8, 7/16, 1/2, 5/8 |
| 60230     | 1/2, 5/8, 3/4                        |
| 60290     | 3/4, 7/8, 1, 1-1/8                   |

### Accessories

| Order No. | Desc.        | For Use With           |
|-----------|--------------|------------------------|
| 60212     | Flaring bar  | 60210                  |
| 60232     | Flaring bar  | 60230                  |
| 60213     | Yoke         | 60210 up to 5/8" flare |
| 60214     | Wing nut     | —                      |
| 60233     | Yoke         | 60230 up to 3/4" flare |
| 60293     | Flaring yoke | 60290                  |
| 60292     | Flaring bar  | 60290                  |

## TUBING CUTTERS

Mini – Heavy-Duty



Features large rollers and flare cut-off groove.

| Order No. | Desc.                      | For Tube OD In. |
|-----------|----------------------------|-----------------|
| 60121     | Mini cutter                | 1/8 to 7/8      |
| 60142     | Big Mini                   | 1/4 to 1-1/8    |
| 60160     | Small Mini                 | 1/8 to 5/8      |
| 60011     | Counter display (24) 60121 | 1/8 to 7/8      |
| 60012     | Counter display (18) 60142 | 1/4 to 1-1/8    |
| 60013     | Counter display (24) 60160 | 1/8 to 5/8      |
| 60016     | Counter display (12) 60121 | 1/8 to 7/8      |
| 60017     | Counter display (12) 60142 | 1/4 to 1-1/8    |
| 60018     | Counter display (12) 60160 | 1/8 to 5/8      |

## LEAK SCANNERS

Fluorescent



AC/R Bottles

Pre-Filled Tubes

Solution operating temperature -40°F.

Alkylbenzene Systems. Operating temperature -100°F.

| Order No.               | System Size Lbs. | Oil Type     |
|-------------------------|------------------|--------------|
| <b>AC/R Bottles</b>     |                  |              |
| 69624                   | Large            | Ester        |
| 69625                   | Large            | Ester        |
| <b>Pre-Filled Tubes</b> |                  |              |
| 69610                   | Up to 2.9        | Mineral      |
| 69620                   | Up to 2.9        | Ester        |
| 69590                   | Up to 2.9        | PAG          |
| 69611                   | Up to 4.9        | Mineral      |
| 69621                   | Up to 4.9        | Ester        |
| 69601                   | Up to 4.9        | Alkylbenzene |
| 69612                   | Up to 9.9        | Mineral      |
| 69622                   | Up to 9.9        | Ester        |
| 69602                   | Up to 9.9        | Alkylbenzene |
| 69613                   | Up to 25         | Mineral      |
| 69623                   | Up to 25         | Ester        |
| 69603                   | Up to 25         | Alkylbenzene |

## GAUGE BOOTS



Rubber construction. Covers gauge without covering recalibration screw. Color coded to match gauge.

| Order No. | Dia. In. | Desc.              |
|-----------|----------|--------------------|
| 49090     | 2-1/2    | Set of gauge boots |
| 49091     | 2-1/2    | Red                |
| 49092     | 2-1/2    | Blue               |
| 49190     | 3-1/8    | Set of gauge boots |
| 49191     | 3-1/8    | Red                |
| 49192     | 3-1/8    | Blue               |

# Vacuum Pumps, Ball Valve Tools & Tubing Benders



## VACUUM PUMPS

### SuperEvac™



Two-stage design with gas ballast for quick evacuation down to 15 microns. Rotary vanes for maximum capacity. Features low-profile switch; tethered port caps; wide-mouth oil reservoir with garden hose thread for remote exhaust; large sight glass for easy monitoring; internal intake check valve; intake filter screen, and heavy-duty steel handle with lift hook. Metal construction with rubber overlay base. Includes 8-ft. power cord. 1/2 HP, 1725 RPM motor. 115V, 60Hz, 1 phase.

| Order No. | Oil Cap. Oz. | CFM | Dim. In. H x W x L |
|-----------|--------------|-----|--------------------|
| 93540     | 36           | 4   | 11.5 x 6 x 16.25   |
| 93560     | 34           | 6   | 11.5 x 6 x 16.25   |
| 93580     | 43           | 8   | 11.5 x 6 x 17.5    |
| 93590     | 39           | 11  | 11.5 x 6 x 17.5    |

## VACUUM PUMPS

### Bullet™



Features wide-mouth oil reservoir port, large oil sight glass, internal intake check valve and intake filter screen. Two-stage rotary vane design with single phase. 115V; 60Hz.

| Order No. | Oil Cap. Oz. | CFM | Dim. In. H x W x L |
|-----------|--------------|-----|--------------------|
| 93600     | 28           | 7   | 11.5 x 6 x 16.25   |

## BALL VALVE TOOLS

### 4-In-1



For use in vacuum, charge, recovery and core removal applications.

#### Ball Valve Tools

| Order No. | Desc.                       |
|-----------|-----------------------------|
| 18975     | Vacuum/charge w/ side port  |
| 18971     | Vacuum/charge w/o side port |

## Accessories

| Order No. | Desc.                                       |
|-----------|---|
| 18980     | 2-Piece accessory set                       |
| 18978     | Schrader rethreading tool                   |
| 18979     | Broken Schrader removal tool                |
| 18997     | Grappler rod/nut assembly                   |
| 18973     | Gasket for 18975 (5)                        |
| 18974     | Seal kit w/ core, cap, (4) O-rings & gasket |
| 19305     | Schrader cores (10)                         |

## TUBING BENDER KITS

### Ratcheting



For easy, one-handed bending of soft copper and aluminum from 1/4" to 7/8". Features quick-change bending mandrels and shoes, trouble-free ratchet mechanism and index marks to locate bends.

#### Tubing Bender Kits

| Order No. | For Tubing OD In.                   |
|-----------|-------------------------------------|
| 60331     | 1/4, 5/16, 3/8, 1/2, 5/8, 3/4 & 7/8 |

## Accessories

| Order No. | Bending Radius In. | Desc.                              | Handle Color   |
|-----------|--------------------|------------------------------------|----------------|
| 60326     | -                  | 1/4 OD mandrel                     | Blue           |
| 60327     | -                  | 5/16" OD mandrel                   | Blue           |
| 60332     | 1-3/16             | 3/8" OD mandrel                    | Blue or yellow |
| 60333     | 1-3/8              | 1/2" OD mandrel                    | Blue or yellow |
| 60334     | 1-15/16            | 5/8" OD mandrel                    | Blue or yellow |
| 60335     | 2-13/16            | 3/4" OD mandrel                    | Blue or yellow |
| 60336     | 3-3/8              | 7/8" OD mandrel                    | Blue or yellow |
| 60329     | -                  | Crossbar assembly 3/4" to 7/8"     | Blue           |
| 60330     | -                  | Crossbar assembly 1/4" to 5/8"     | Blue           |
| 60338     | -                  | Plastic carrying case              | Blue or yellow |
| 60342     | -                  | Reverse bending kit                | Blue or yellow |
| 60339     | -                  | Ratchet body                       | Blue or yellow |
| 60101     | -                  | Small cutter for 1/8" to 1-1/8" OD | Blue           |
| 60161     | -                  | Tube reamer for 1/16" to 1-3/8" OD | Blue           |
| 60340     | -                  | Ratchet bar & catch bolt           | Blue or yellow |
| 60343     | -                  | Bending body housing               | Blue or yellow |
| 60344     | -                  | Catch pin & spring                 | Blue or yellow |
| 60345     | -                  | Catch lever                        | Blue or yellow |
| 60346     | -                  | Flat spring                        | Blue or yellow |
| 60347     | -                  | Feed lever                         | Blue or yellow |
| 60348     | -                  | Wing nut & E-clip                  | Blue or yellow |
| 60349     | -                  | Tension spring                     | Blue or yellow |

Electrolux & Frigidaire

GE & Hotpoint

Whirlpool & Maytag

Cooking & Gas Products

Dishwasher, Disposer & Water Heater

Laundry

Refrigeration

Fittings, Venting & Installation

Electrical

Plumbing

Property Maintenance

Motors

HVAC/R

Chemicals

Charging, Recovery & Welding

Test Equip., Tools & Service Acc.

# Tubing Benders, Swaging/Flaring Tools & Oil Pumps



## RATCHET TUBE BENDERS

Crossbow™



For bending aluminum and soft copper tubing up to 90° with minimal distortion. Includes (6) interchangeable mandrels, (3) rotating side support block bars, ratchet bender, plastic case and instructions.

| Order No. | For Tubing OD In.              |
|-----------|--------------------------------|
| RTB118    | 3/8, 1/2, 5/8, 3/4, 7/8, 1-1/8 |



## TUBING BENDERS

Heavy-Duty



For use on soft copper, brass, aluminum, steel and soft stainless steel tubing. Forms bends up to 180°.


No. 60390. For use on 1/4", 5/16" and 3/8" OD tubing.

| Tubing Benders |                    |                         |
|----------------|--------------------|-------------------------|
| Order No.      | Bending Radius In. | Desc.                   |
| 60390          | 15/16              | 3-in-1 (1", 1", 15/16") |
| 60373          | 9/16               | 1/4                     |
| 60374          | 11/16              | 5/16                    |
| 60375          | 15/16              | 3/8                     |
| 60377          | 1-1/2              | 1/2                     |
| 60378          | 2-1/4              | 5/8                     |
| 60379          | 3                  | 3/4                     |
| 60380          | 3-1/4              | 7/8                     |

| Accessories |                      |
|-------------|----------------------|
| Order No.   | Desc.                |
| 60395       | Bolt for bender hook |
| 60396       | Hook/bolt for 60378  |
| 60397       | Hook/bolt for 60379  |
| 60398       | Hook/bolt for 60380  |



## SWAGING/FLARING TOOLS



For swaging and 45° flaring of soft or annealed copper tubing. Includes six plated alloy steel adapters for size conversion, flaring cone, two flaring bars, yoke and case.

| Swaging & Flaring Tools |                 |
|-------------------------|-----------------|
| Order No.               | For Tube OD In. |
| 60440                   | 3/16 to 3/4     |

### Accessories

| Order No. | Desc.                          |
|-----------|--------------------------------|
| 60450     | Carrying case                  |
| 60444     | 3/16" & 3/8" Adapter           |
| 60439     | 1/4" Adapter                   |
| 60445     | 5/16" Adapter                  |
| 60446     | 1/2" Swage adapter             |
| 60447     | 5/8" Swage adapter             |
| 60448     | 3/4" Swage adapter             |
| 60449     | Flare cone for 3/8" to 3/4"    |
| 60442     | C-clip & nut                   |
| 60441     | Handle/feed screw              |
| 60443     | Complete yoke                  |
| 60212     | Flare bar for 3/16" to 5/8" OD |
| 60232     | Flare bar for 1/2" to 3/4" OD  |

## OIL PUMPS

Max-Flow™



Adds or removes oil from system. Pumps against pressures up to 200 PSI. Features comfort-grip rubber handle. Universal stopper fits standard openings in 1, 2-1/2 and 5 gallon oil containers. Includes suction transfer hose and fittings.

Note: Not for use with ammonia laden oil.

| Oil Pumps |                     |
|-----------|---------------------|
| Order No. | Cap. Oz. Per Stroke |
| 77940     | 2.6                 |

### Accessories

| Order No. | Desc.   |
|-----------|---|
| 77941     | Automatic stopper for oil container openings for 77940 pump |
| 77942     | O-ring kit for 77940  |
| 77920     | Straight adapter fitting; 1/8" NPT Male x 1/4" flare        |
| 77921     | 90° adapter fitting; 1/8" NPT Male x 1/4" flare             |
| 77922     | 24" suction hose with 1/4" fitting one end only             |

# Oil Pumps & Manifolds



## OIL PUMPS

### Max-Flow™



High-capacity pump allows quick charging. For use with alkyl-benzene, ester-based, polyol ester, mineral and synthetic oils. Pumps against pressures up to 250 PSI. Includes foot stand base for additional support and leverage.

| Order No. | Vol./Stroke Oz. |
|-----------|-----------------|
| 77930     | 3.8             |

## MANIFOLDS

### Series 41



Features forged solid brass body, metal valve handles, sliding double O-ring pistons and steel case gauges. **Manifolds w/ 3-1/8" Gauges.** Feature color-coded scales, full porting and nylon seats. **Deluxe Manifolds.** Feature brass gauges with glass crystals and upgraded movement with phosphor bronze plates, stainless gears and pinions.

### Manifolds w/ 2-1/2" Gauges

| Order No.                   | Desc.                                       | Scale       | Refrigerant                                   |
|-----------------------------|---|-------------|---|
| <b>°F/°C – Solar Gauges</b> |   |             |   |
| 41612                       | Manifold only                               | Bar/PSI/MPa | R-22, 134a, 404A, 407C, 410A, 422D, 427A, 507 |
| 41615                       | w/ 60" Plus II™ standard fittings           | Bar/PSI/MPa | R-22, 134a, 404A, 407C, 410A, 422D, 427A, 507 |
| <b>°F – Red/Blue Gauges</b> |   |             |   |
| 41212                       | Manifold only                               | PSI         | R-12, 22, 502                                 |
| 41213                       | w/ 36" RYB                                  | PSI         | R-12, 22, 502                                 |
| 41220                       | w/ 48" RYB                                  | PSI         | R-12, 22, 502                                 |
| 41215                       | w/ 60" RYB                                  | PSI         | R-12, 22, 502                                 |
| 41219                       | w/ 72" RYB                                  | PSI         | R-12, 22, 502                                 |
| 43213                       | w/ 36" Plus II™ standard fittings           | PSI         | R-12, 22, 502                                 |
| 43220                       | w/ 48" Plus II™ standard fittings           | PSI         | R-12, 22, 502                                 |
| 43215                       | w/ 60" Plus II™ standard fittings           | PSI         | R-12, 22, 502                                 |
| 43219                       | w/ 72" Plus II™ standard fittings           | PSI         | R-12, 22, 502                                 |
| 44213                       | w/ 36" Plus II™ SealRight fittings          | PSI         | R-12, 22, 502                                 |
| 44220                       | w/ 48" Plus II™ SealRight fittings          | PSI         | R-12, 22, 502                                 |
| 44215                       | w/ 60" Plus II™ SealRight fittings          | PSI         | R-12, 22, 502                                 |
| 44219                       | w/ 72" Plus II™ SealRight fittings          | PSI         | R-12, 22, 502                                 |
| 42215                       | w/ 60" Plus II™ compact ball valve fittings | PSI         | R-12, 22, 502                                 |
| 42219                       | w/ 72" Plus II™ compact ball valve fittings | PSI         | R-12, 22, 502                                 |
| 41312                       | Manifold only                               | PSI         | R-134a, 404A, 507                             |
| 41313                       | w/ 36" RYB                                  | PSI         | R-134a, 404A, 507                             |
| 41311                       | w/ 48" RYB                                  | PSI         | R-134a, 404A, 507                             |
| 41315                       | w/ 60" RYB                                  | PSI         | R-134a, 404A, 507                             |

This information is provided "as is" without warranty of any kind by any person, including without limitation, the owner and the publisher.

Electrolux & Frigidaire

GE & Hotpoint

Whirlpool & Maytag

Cooking & Gas Products

Dishwasher, Disposer & Water Heater

Laundry

Refrigeration

Fittings, Venting & Installation

Electrical

Plumbing

Property Maintenance

Motors

HVAC/R

Chemicals

Charging, Recovery & Welding

Test Equip., Tools & Service Acc.

# Manifolds

|              |  |         |                   |
|--------------|--|---------|-------------------|
| <b>41319</b> | w/ 72" RYB   | PSI     | R-134a, 404A, 507 |
| <b>43313</b> | w/ 36" Plus II™ standard fittings                      | PSI     | R-134a, 404A, 507 |
| <b>43315</b> | w/ 60" Plus II™ standard fittings                      | PSI     | R-134a, 404A, 507 |
| <b>43319</b> | w/ 72" Plus II™ standard fittings                      | PSI     | R-134a, 404A, 507 |
| <b>44313</b> | w/ 36" Plus II™ SealRight fittings                     | PSI     | R-134a, 404A, 507 |
| <b>44315</b> | w/ 60" Plus II™ SealRight fittings                     | PSI     | R-134a, 404A, 507 |
| <b>44319</b> | w/ 72" Plus II™ SealRight fittings                     | PSI     | R-134a, 404A, 507 |
| <b>42315</b> | w/ 60" Plus II™ compact ball valve fittings            | PSI     | R-134a, 404A, 507 |
| <b>41712</b> | Manifold only  | Bar/PSI | R-410A            |
| <b>41709</b> | w/ 60" Plus II™ standard fittings                      | Bar/PSI | R-410A            |
| <b>41715</b> | w/ 60" Plus II™ standard fittings for R-410A           | Bar/PSI | R-410A            |
| <b>41710</b> | w/ HCA 60" Plus II™ standard fittings                  | Bar/PSI | R-410A            |
| <b>41702</b> | w/ HCABV 60" Plus II™ standard fittings                | Bar/PSI | R-410A            |
| <b>42715</b> | w/ 60" Plus II™ compact ball valve fittings            | Bar/PSI | R-410A            |
| <b>41711</b> | w/ 60" Plus II™ compact ball valve fittings for R-410A | Bar/PSI | R-410A            |

### °C – Red/Blue Gauges

|              |   |            |                    |
|--------------|---|------------|--------------------|
| <b>41282</b> | Manifold only                                     | Bar/PSI    | R-12, 22, 502      |
| <b>41283</b> | w/ 36" RYB  | Bar/PSI    | R-12, 22, 502      |
| <b>41285</b> | w/ 60" RYB  | Bar/PSI    | R-12, 22, 502      |
| <b>41222</b> | Manifold only                                     | kPa/PSI    | R-12, 22, 502      |
| <b>41223</b> | w/ 36" RYB  | kPa/PSI    | R-12, 22, 502      |
| <b>41225</b> | w/ 60" RYB  | kPa/PSI    | R-12, 22, 502      |
| <b>41292</b> | Manifold only                                     | kg/cm2/PSI | R-12, 22, 502      |
| <b>41293</b> | w/ 36" RYB  | kg/cm2/PSI | R-12, 22, 502      |
| <b>41295</b> | w/ 60" RYB  | kg/cm2/PSI | R-12, 22, 502      |
| <b>41299</b> | w/ 72" RYB  | kg/cm2/PSI | R-12, 22, 502      |
| <b>41382</b> | Manifold only                                     | Bar/PSI    | R-134a, 404A, 507  |
| <b>41353</b> | w/ 36" RYB  | Bar/PSI    | R-134a, 404A, 507  |
| <b>41355</b> | w/ 60" RYB  | Bar/PSI    | R-134a, 404A, 507  |
| <b>43355</b> | w/ 60" Plus II™ standard fittings                 | Bar/PSI    | R-134a, 404A, 507  |
| <b>41392</b> | Manifold only                                     | kg/cm2/PSI | R-134a, 404A, 507  |
| <b>41363</b> | w/ 36" RYB  | kg/cm2/PSI | R-134a, 404A, 507  |
| <b>41365</b> | w/ 60" RYB  | kg/cm2/PSI | R-134a, 404A, 507  |
| <b>43365</b> | w/ 60" Plus II™ standard fittings                 | kg/cm2/PSI | R-134a, 404A, 507  |
| <b>41332</b> | Manifold only                                     | Bar/PSI    | R-134a, 404A, 407C |
| <b>40944</b> | Manifold only w/ 1/4" ports & 5/16" hose fittings | Bar/MPa    | R-410A             |
| <b>41781</b> | Manifold only w/ 5/16" fittings                   | Bar/MPa    | R-410A             |
| <b>41780</b> | Manifold only w/ 1/4" fittings                    | Bar/MPa    | R-410A             |

### Manifolds w/ 3-1/8" Gauges

| Order No.                   | Desc.                                       | Scale   | Refrigerant      |
|-----------------------------|---|---------|------------------|
| <b>°F – Red/Blue Gauges</b> |   |         |                  |
| <b>41842</b>                | Manifold only                               | PSI     | R-12, 22, 134a   |
| <b>42007</b>                | w/ 60" Plus II™ standard fittings           | PSI     | R-12, 22, 134a   |
| <b>41846</b>                | w/ 72" Plus II™ w/ couplers                 | PSI     | R-12, 22, 134a   |
| <b>49271</b>                | Manifold only                               | PSI     | R-22, 404A, 410A |
| <b>42004</b>                | w/ 60" Plus II™ standard fittings           | PSI     | R-22, 404A, 410A |
| <b>49272</b>                | Manifold only                               | PSI     | R-22, 134a, 404A |
| <b>42006</b>                | w/ 60" Plus II™ standard fittings           | PSI     | R-22, 134a, 404A |
| <b>°C – Red/Blue Gauges</b> |   |         |                  |
| <b>41622</b>                | Manifold only                               | Bar/PSI | R-22, 134a, 404A |
| <b>41642</b>                | Manifold only                               | Bar/PSI | R-22, 134a, 407C |
| <b>41632</b>                | Manifold only                               | Bar/PSI | R-12, 134a, 413A |
| <b>41652</b>                | Manifold only w/ 5/16" hose holder fittings | Bar/PSI | R-410A           |



# Manifolds

## Deluxe Manifolds

| Order No. | Desc.                                       | Scale | Refrigerant      |
|-----------|---|-------|------------------|
| 41232     | Manifold only                               | PSI   | R-12, 22, 502    |
| 41233     | w/ 36" RYB                                  | PSI   | R-12, 22, 502    |
| 43233     | w/ 36" Plus II™ standard fittings           | PSI   | R-12, 22, 502    |
| 41235     | w/ 60" RYB                                  | PSI   | R-12, 22, 502    |
| 43235     | w/ 60" Plus II™ standard fittings           | PSI   | R-12, 22, 502    |
| 44235     | w/ 60" Plus II™ SealRight fittings          | PSI   | R-12, 22, 502    |
| 42332     | Manifold only                               | PSI   | R-22, 134a, 404A |
| 42333     | w/ 36" RYB                                  | PSI   | R-22, 134a, 404A |
| 42335     | w/ 60" RYB                                  | PSI   | R-22, 134a, 404A |
| 42436     | w/ 60" Plus II™ compact ball valve fittings | PSI   | R-22, 134a, 404A |
| 42435     | w/ 60" Plus II™ standard fittings           | PSI   | R-22, 134a, 404A |



## MANIFOLDS

### Series 41



42001 (manifold only)

Measures °F. Manifold only.

| Order No. | Desc.                             |
|-----------|-----------------------------------|
| 42001     | R-22 / 404-A / 410-A refrigerants |
| 42005     | R-22 / 134a / 404A refrigerants   |

## HEAT PUMP MANIFOLDS



Scales

For use in measuring °F for R-22, 407-C and 410-A refrigerants. Features 3-1/8" gauges accurate to within 1%. High- and low-side gauges handle up to 800 PSI to read heat pump pressures and transitions in heating or cooling mode. Includes black Plus II™ 1/4" hoses with 60" length.

| Order No. | Desc.                       |
|-----------|-----------------------------|
| 42044     | Heat pump manifold w/ hoses |

Electrolux & Frigidaire

GE & Hotpoint

Whirlpool & Maytag

Cooking & Gas Products

Dishwasher, Disposer & Water Heater

Laundry

Refrigeration

Fittings, Venting & Installation

Electrical

Plumbing

Property Maintenance

Motors

HVAC/R

Chemicals

Charging, Recovery & Welding

Test Equip., Tools & Service Acc.

# Electronic Scales, Tubing Cutters & Liquid Charging Adapters



## ELECTRONIC SCALES



Features corded keypad with .5" LCD display. Operating temperature 32°F to 122°F (0°C to 50°C). 0.1 oz./0.01 lb./0.01 kg resolution. Requires 9V battery.

**110 lbs./50kg Scales.** ±0.5 oz./±0.03 lb./±0.015 kg or 0.1% accuracy. Platform measures 9" W x 9" L.

**220 lbs./100kg Scales.** ±1.0 oz./±0.06 lb./±0.03 kg or 0.1% accuracy. Platform measures 11.3" W x 11.3" L.

### Scales

| Order No. | Desc.               | Cap.            |
|-----------|---------------------|-----------------|
| 68802     | Electronic          | 110 lbs./50 kg  |
| 68812     | Electronic          | 220 lbs./100 kg |
| 68803     | Programmable        | 110 lbs./50 kg  |
| 68813     | Programmable        | 220 lbs./100 kg |
| 68800     | Metric electronic   | 50 kg/110 lbs.  |
| 68810     | Metric electronic   | 100 kg/220 lbs. |
| 68801     | Metric programmable | 50 kg/110 lbs.  |
| 68811     | Metric programmable | 100 kg/220 lbs. |

### Accessories

| Order No. | Desc.             |
|-----------|-------------------|
| 68804     | 115V Upgrade kit  |
| 68805     | 230V Upgrade kit  |
| 68806     | 115V Adapter      |
| 68807     | 230V Adapter      |
| 68808     | 230V Adapter (UK) |

We carry products from the world's largest and best manufacturers.

Centralize your purchases with us!

## TUBING CUTTERS

### Premium Series



For use on copper, aluminum and mild steel tubing. Features precision feed mechanism for easy cutting, wide rollers with flare cut-off groove, alloy steel wheels and fold-away steel reamer with turned cutting edge. Textured grip. Aluminum construction with corrosion resistant finish.

### Tubing Cutters

| Order No. | Desc.                      | For Tubing OD In. |
|-----------|----------------------------|-------------------|
| 60101     | Small                      | 1/8 to 1-1/8      |
| 60102     | Large                      | 1/4 to 1-5/8      |
| 60103     | Constrictor/cutter         | 1/4 to 1-1/8      |
| 60009     | Counter display (12) 60101 | 1/8 to 1-1/8      |
| 60010     | Counter display (12) 60102 | 1/4 to 1-5/8      |
| 60014     | Counter display (6) 60101  | 1/8 to 1-1/8      |
| 60015     | Counter display (6) 60102  | 1/4 to 1-5/8      |

### Accessories

| Order No. | Desc.                          |
|-----------|--------------------------------|
| 60079     | Wheel pin & clip               |
| 60100     | Cutter wheel for copper        |
| 60124     | Cutter blade for 60123 & 60139 |

## LIQUID CHARGING ADAPTERS

### Yellow Jacket®



For charging refrigerant blends through low-pressure side of refrigeration or air conditioning system. Reduces liquid flow to level below compressor capacity; eliminates need for heating cylinders.

### Liquid Charging Adapters

| Order No. | Size In. |
|-----------|----------|
| 41123     | 1/4      |
| 41124     | 5/16     |

### Accessories

| Order No. | Desc.                            |
|-----------|----------------------------------|
| 41132     | O-ring/orifice for 1/4" adapter  |
| 41138     | O-ring/orifice for 5/16" adapter |

# Test & Charging Manifolds



## TEST & CHARGING MANIFOLDS

### Brute II™



Four-valve design allows connection to hi/low sides, refrigerant tank and vacuum pump, or recovery unit. Features aluminum alloy body, 3/8" bore, double O-ring piston, in-line mesh filters on all flare fittings, contoured handles, sight glass and hanging hook.

| Order No.          | Desc.   | Vacuum Port Size In. °F/°C | Hi/Lo Charge Size In. | Gauges   | Scale   | Refrigerant        |
|--------------------|---|----------------------------|-----------------------|----------|---------|--------------------|
| 46001              | Manifold only   | 3/8                        | 1/4                   | Liquid   | Bar/PSI | R-410A             |
| 46021              | Manifold only   | 3/8                        | 1/4                   | Liquid   | Bar/PSI | R-22               |
| 46026              | w/ 72" Plus II™ RYB & 3/8" x 45°                        | 3/8                        | 1/4                   | Liquid   | Bar/PSI | R-22               |
| °F                 |   |                            |                       |          |         |                    |
| 46000              | Manifold only   | 3/8                        | 1/4                   | Red/Blue | Bar/PSI | R-410a             |
| 46003              | w/ 60" Plus II™ compact ball valve RYB & 3/8" x 45°     | 3/8                        | 1/4                   | Red/Blue | Bar/PSI | R-410a             |
| 46011              | Manifold only   | 3/8                        | 1/4                   | Liquid   | PSI     | R-22, 410A         |
| 46010              | Manifold only   | 3/8                        | 1/4                   | Red/Blue | PSI     | R-22, 404A, 410A   |
| 46013              | w/ 60" Plus II™ compact ball valve RYB & 3/8" x 45°     | 3/8                        | 1/4                   | Red/Blue | PSI     | R-22, 404A, 410A   |
| 49291              | Manifold only   | 3/8                        | 1/4                   | Red/Blue | PSI     | R-22, 404A, 410A   |
| 46020              | Manifold only   | 3/8                        | 1/4                   | Red/Blue | PSI     | R-12, 22, 502      |
| 46022              | w/ 60" Plus II™ RYB & 3/8" x 45°                        | 3/8                        | 1/4                   | Red/Blue | PSI     | R-12, 22, 502      |
| 49292              | Manifold only   | 3/8                        | 1/4                   | Red/Blue | PSI     | R-12, 22, 502      |
| 46030              | Manifold only   | 3/8                        | 1/4                   | Red/Blue | PSI     | R-134a, 404A, 407C |
| 46031              | Manifold only   | 3/8                        | 1/4                   | Liquid   | PSI     | R-134a, 404A, 407C |
| 46032              | w/ 60" Plus II™ RYB & 3/8" x 45°                        | 3/8                        | 1/4                   | Red/Blue | PSI     | R-134a, 404A, 407C |
| 46038              | w/ 72" Plus II™ RYB & 3/8" x 45°                        | 3/8                        | 1/4                   | Liquid   | PSI     | R-134a, 404A, 407C |
| 46040              | Manifold only   | 3/8                        | 1/4                   | Red/Blue | PSI     | R-22, 134a, 404A   |
| 46041              | Manifold only   | 3/8                        | 1/4                   | Liquid   | PSI     | R-22, 134a, 404A   |
| 46042              | w/ 60" Plus II™ RYB & 3/8" x 45°                        | 3/8                        | 1/4                   | Red/Blue | PSI     | R-22, 134a, 404A   |
| 46043              | w/ 60" Plus II™ compact ball valve RYB & 3/8" x 45°     | 3/8                        | 1/4                   | Red/Blue | PSI     | R-22, 134a, 404A   |
| 46048              | w/ 72" Plus II™ RYB & 3/8" x 45°                        | 3/8                        | 1/4                   | Liquid   | PSI     | R-22, 134a, 404A   |
| 46160              | Manifold w/ 5/16"-3/8"-1/4"-5/16" hose holder fittings  | -                          | -                     | Red/Blue | Bar/PSI | R-410A             |
| 46170              | Manifold w/ 5/16"-3/8"-5/16"-5/16" fittings             | -                          | -                     | Red/Blue | Bar/PSI | R-410A             |
| 46120              | Manifold only   | -                          | -                     | Red/Blue | Bar/MPa | R-12, 22, 502      |
| 46180              | Manifold only   | -                          | -                     | Red/Blue | Bar/PSI | R-12, 22, 502      |
| 46130              | Manifold only   | -                          | -                     | Red/Blue | Bar/MPa | R-134a, 404A, 407C |
| 46190              | Manifold only   | -                          | -                     | Red/Blue | Bar/PSI | R-134a, 404A, 407C |
| 46140              | Manifold only   | -                          | -                     | Red/Blue | Bar/PSI | R-22, 134a, 404A   |
| 46150              | Manifold only   | -                          | -                     | Red/Blue | Bar/PSI | R-22, 134a, 407C   |
| Commercial – °F/°C |   |                            |                       |          |         |                    |
| 46081              | Manifold only   | 1/2                        | 3/8                   | Liquid   | Bar/PSI | R-22               |
| 46084              | w/ (3) @ 3/8" x 60" Str. x 45° & 1/2" x 60" Str. x Str. | 1/2                        | 3/8                   | Liquid   | Bar/PSI | R-22               |
| Commercial – °F    |   |                            |                       |          |         |                    |
| 46080              | Manifold only   | 3/8                        | 3/8                   | Red/Blue | PSI     | R-12, 22, 502      |
| 46082              | w/ (4) @ 3/8" x 60" Str. x 45°                          | 3/8                        | 3/8                   | Red/Blue | PSI     | R-12, 22, 502      |
| 46090              | Manifold only   | 3/8                        | 3/8                   | Red/Blue | PSI     | R-22, 134a, 404A   |
| 46091              | Manifold only   | 1/2                        | 3/8                   | Liquid   | PSI     | R-22, 134a, 404A   |
| 46092              | w/ (4) @ 3/8" x 60" Str. x 45°                          | 3/8                        | 3/8                   | Red/Blue | PSI     | R-22, 134a, 404A   |
| 46094              | w/ (3) @ 3/8" x 60" Str. x 45° & 1/2" x 60 Str. x Str.  | 1/2                        | 3/8                   | Liquid   | PSI     | R-22, 134a, 404A   |

This information is provided "as is" without warranty of any kind by any person, including without limitation, the owner and the publisher.

Electrolux & Frigidaire

GE & Hotpoint

Whirlpool & Maytag

Cooking & Gas Products

Dishwasher, Disposer & Water Heater

Laundry

Refrigeration

Fittings, Venting & Installation

Electrical

Plumbing

Property Maintenance

Motors

HVAC/R

Chemicals

Charging, Recovery & Welding

Test Equip., Tools & Service Acc.

# Test & Charging Manifolds



## TEST & CHARGING MANIFOLDS

### Titan™



Features 3/8" vacuum port, 3-1/8" steel case gauges, field calibration access at front, double O-ring, in-line 100 mesh filter on flare fittings, contoured and color coded handles and sight glass.

**2-Valve Manifolds.** Features 1/4" fittings unless otherwise noted.

**4-Valve Manifolds.** Enables connection to high/low sides, refrigerant tank and recovery unit or vacuum pump in diagnostic, evacuation or charging applications. 1/4"-3/8"-1/4"-1/4" hose holder fittings unless otherwise noted.

### 2-Valve Manifolds

| Order No. | Desc.   | Gauges   | Scale       |   | Refrigerant |
|-----------|---|----------|-------------|---|-------------|
|           |   |          | °F and °C   |   |             |
| 49792     | Manifold only                                     | Solar    | Bar/PSI/MPa | R-22, 134a, 404A, 407C, 410A, 422D, 427A, 507 |             |
| 49795     | w/ 60" Plus II™ RYB                               | Solar    | Bar/PSI/MPa | R-22, 134a, 404A, 407C, 410A, 422D, 427A, 507 |             |
| °F        |   |          |             |   |             |
| 49862     | Manifold only                                     | Red/Blue | Bar/PSI     | R410A   |             |
| 49865     | w/ 60" Plus II™ RYB                               | Red/Blue | Bar/PSI     | R410A   |             |
| 49860     | w/ 60" Plus II™ compact ball valve RYB            | Red/Blue | Bar/PSI     | R410A   |             |
| 49802     | Manifold only                                     | Red/Blue | PSI         | R-12, 22, 502                                 |             |
| 49282     | Manifold only                                     | Red/Blue | PSI         | R-12, 22, 502                                 |             |
| 49805     | w/ 60" Plus II™ RYB                               | Red/Blue | PSI         | R-12, 22, 502                                 |             |
| 49801     | w/ 60" Plus II™ SealRight RYB                     | Red/Blue | PSI         | R-12, 22, 502                                 |             |
| 49883     | Manifold only                                     | Red/Blue | PSI         | R-22, 134a, 304A                              |             |
| 49887     | w/ 60" Plus II™ RYB                               | Red/Blue | PSI         | R-22, 134a, 304A                              |             |
| 49889     | w/ 60" Plus II™ SealRight RYB                     | Red/Blue | PSI         | R-22, 134a, 304A                              |             |
| 49863     | Manifold only                                     | Red/Blue | PSI         | R-22, 404A, 410A                              |             |
| 49281     | Manifold only                                     | Red/Blue | PSI         | R-22, 404A, 410A                              |             |
| 49867     | w/ 60" Plus II™ RYB                               | Red/Blue | PSI         | R-22, 404A, 410A                              |             |
| 49868     | w/ 60" Plus II™ compact ball valve RYB            | Red/Blue | PSI         | R-22, 404A, 410A                              |             |
| 49832     | R-22, 404A, 410A                                  | Red/Blue | PSI         | R-134a, 404A, 407C                            |             |
| 49835     | R-22, 404A, 410A                                  | Red/Blue | PSI         | R-134a, 404A, 407C                            |             |
| 49831     | R-22, 404A, 410A                                  | Red/Blue | PSI         | R-134a, 404A, 407C                            |             |
| 49847     | w/ 72" Plus II™ Acme fittings RYB                 | Red/Blue | PSI         | R-134a  |             |
| °C        |   |          |             |   |             |
| 49869     | Manifold w/ 5/16"-1/4"-5/16" hose holder fittings | Red/Blue | Bar/PSI     | R-410A  |             |
| 49870     | Manifold w/ 5/16" fittings                        | Red/Blue | Bar/PSI     | R-410A  |             |
| 49806     | Manifold only                                     | Red/Blue | Bar/MPa     | R-12, 22, 502                                 |             |
| 49816     | Manifold only                                     | Red/Blue | Bar/PSI     | R-12, 22, 502                                 |             |
| 49833     | Manifold only                                     | Red/Blue | Bar/PSI     | R-22, 134a, 404A                              |             |
| 49803     | Manifold only                                     | Red/Blue | Bar/PSI     | R-22, 134a, 407C                              |             |
| 49836     | Manifold only                                     | Red/Blue | Bar/MPa     | R-134a, 404A, 407C                            |             |
| 49856     | Manifold only                                     | Red/Blue | Bar/PSI     | R-134a, 404A, 407C                            |             |

### 4-Valve Manifolds

| Order No. | Desc.         | Gauges | Scale       |   | Refrigerant |
|-----------|---------------|--------|-------------|---|-------------|
|           |               |        | °F/°C       |   |             |
| 49892     | Manifold only | Solar  | Bar/PSI/MPa | R-22, 134a, 404A, 407C, 410A, 422D, 427A, 507 |             |

# RITCHIE – Testing & Charging Manifolds

| Order No. | Desc.   | Gauges   | Scale       | Refrigerant                                   |
|-----------|---|----------|-------------|---|
| 49895     | w/ 60" Plus II™ RYB & 3/8" x 45°                                  | Solar    | Bar/PSI/MPa | R-22, 134a, 404A, 407C, 410A, 422D, 427A, 507 |
| 49922     | Manifold only   | Liquid   | Bar/PSI     | R-22  |
| 49925     | w/ 60" Plus II™ RYB & 3/8" x 45°                                  | Liquid   | Bar/PSI     | R-22  |
| °F        |   |          |             |   |
| 49962     | Manifold only   | Red/Blue | Bar/PSI     | R-410A  |
| 49982     | Manifold only   | Liquid   | Bar/PSI     | R-410A  |
| 49960     | w/ 60" Plus II™ RYB & 3/8" x 45°                                  | Red/Blue | Bar/PSI     | R-410A  |
| 49965     | w/ 60" Plus II™ & 3/8" x 45°                                      | Red/Blue | Bar/PSI     | R-410A  |
| 49973     | Manifold only   | Liquid   | PSI         | R-22, 410A                                    |
| 49977     | w/ 60" Plus II™ RYB & 3/8" x 45°                                  | Liquid   | PSI         | R-22, 410A                                    |
| 49963     | Manifold only   | Red/Blue | PSI         | R-22, 404A, 410A                              |
| 49967     | Manifold only   | Red/Blue | PSI         | R-22, 404A, 410A                              |
| 49968     | w/ 60" Plus II™ RYB & 3/8" x 45°                                  | Red/Blue | PSI         | R-22, 404A, 410A                              |
| 49283     | Manifold only   | Red/Blue | PSI         | R-22, 404A, 410A                              |
| 49902     | Manifold only   | Red/Blue | PSI         | R-12, 22, 502                                 |
| 49905     | w/ 60" Plus II™ RYB & 3/8" x 45°                                  | Red/Blue | PSI         | R-12, 22, 502                                 |
| 49983     | Manifold only   | Red/Blue | PSI         | R-22, 134a, 404A                              |
| 49987     | w/ 60" Plus II™ RYB & 3/8" x 45°                                  | Red/Blue | PSI         | R-22, 134a, 404A                              |
| 49993     | Manifold only   | Liquid   | PSI         | R-22, 134a, 404A                              |
| 49997     | w/ 60" Plus II™ RYB & 3/8" x 45°                                  | Liquid   | PSI         | R-22, 134a, 404A                              |
| 49932     | Manifold only   | Red/Blue | PSI         | R-134a, 404A, 407C                            |
| 49935     | w/ 60" Plus II™ RYB & 3/8" x 45°                                  | Red/Blue | PSI         | R-134a, 404A, 407C                            |
| 49952     | Manifold only   | Liquid   | PSI         | R-134a, 404A, 407C                            |
| 49955     | w/ 60" Plus II™ RYB & 3/8" x 45°                                  | Liquid   | PSI         | R-134a, 404A, 407C                            |
| °C        |   |          |             |   |
| 49969     | Manifold w/ 5/16"-3/8"-1/4"-5/16" hose holder fittings            | Red/Blue | Bar/PSI     | R-410A  |
| 49970     | Manifold w/ 5/16"-3/8"-1/4"-5/16" manifold & hose holder fittings | Red/Blue | Bar/PSI     | R-410A  |
| 49906     | Manifold only   | Red/Blue | Bar/MPa     | R-12, 22, 502                                 |
| 49916     | Manifold only   | Red/Blue | Bar/PSI     | R-12, 22, 502                                 |
| 49933     | Manifold only   | Red/Blue | Bar/PSI     | R-22, 134a, 404A                              |
| 49903     | Manifold only   | Red/Blue | Bar/PSI     | R-22, 134a, 407C                              |
| 49936     | Manifold only   | Red/Blue | Bar/MPa     | R-134a, 404A, 407C                            |
| 49956     | Manifold only   | Red/Blue | Bar/PSI     | R-134a, 404A, 407C                            |



- Electrolux & Frigidaire
- GE & Hotpoint
- Whirlpool & Maytag
- Cooking & Gas Products
- Dishwasher, Disposer & Water Heater
- Laundry
- Refrigeration
- Fittings, Venting & Installation
- Electrical
- Plumbing
- Property Maintenance
- Motors
- HVAC/R
- Chemicals
- Charging, Recovery & Welding
- Test Equip., Tools & Service Acc.



# Charging Hoses & Tube Benders



## CHARGING HOSES

1/4"



Chrome fittings. Specially formulated rubber tube resists most refrigerants. Blow-off groove channels refrigerant to prevent spray back. 1/4" straight x 1/4" 45° angle fitting. 2500 PSI minimum burst and 500 PSI maximum working pressure.

### Charging Hoses

| Order No.     |  | Lgth. |
|---------------|--|-------|
| <b>Yellow</b> |  |       |
| 11012         |  | 12"   |
| 11024         |  | 24"   |
| 11036         |  | 36"   |
| 11048         |  | 48"   |
| 11060         |  | 60"   |
| 11072         |  | 72"   |
| 11096         |  | 96"   |
| 11110         |  | 10'   |
| 11112         |  | 12'   |
| 11125         |  | 25'   |
| 11150         |  | 50'   |
| 11175         |  | 75'   |
| 11200         |  | 100'  |
| <b>Blue</b>   |  |       |
| 11212         |  | 12"   |
| 11224         |  | 24"   |
| 11236         |  | 36"   |
| 11248         |  | 48"   |
| 11260         |  | 60"   |
| 11272         |  | 72"   |
| 11296         |  | 96"   |
| 11310         |  | 10'   |
| 11312         |  | 12'   |
| 11325         |  | 25'   |
| 11350         |  | 50'   |
| 11375         |  | 75'   |
| 11399         |  | 100'  |
| <b>Red</b>    |  |       |
| 11612         |  | 12"   |
| 11624         |  | 24"   |
| 11636         |  | 36"   |
| 11648         |  | 48"   |
| 11660         |  | 60"   |

| Order No. | Lgth. |
|-----------|-------|
| 11672     | 72"   |
| 11696     | 96"   |
| 11710     | 10'   |
| 11712     | 12'   |
| 11725     | 25'   |
| 11750     | 50'   |
| 11775     | 75'   |
| 11799     | 100'  |

### 3 Pack

|       |     |
|-------|-----|
| 11983 | 36" |
| 11984 | 48" |
| 11985 | 60" |
| 11986 | 72" |
| 11988 | 96" |

### Accessories

| Order No. | Desc.                                |
|-----------|--------------------------------------|
| 19010     | 1/4" Gasket (6); valve depressor (3) |
| 19020     | Replacement gasket (10)              |
| 19302     | Adjust-A-Valve opener (10)           |

## PRESSURE CONTROL HOSES

### High Temperature




Consists of thermoplastic polymer inner tube and cover to eliminate vibration failures. Polyester braid reinforcement with high tensile strength and high modulus withstands high pressures. 4000 PSI minimum burst; 800 PSI maximum working pressure. -49°F to 266°F operating temperature. 1/4" straight x 90°. Yellow.

| Order No. | Length In. |
|-----------|------------|
| 78724     | 24         |
| 78736     | 36         |

## TUBE BENDERS

### Spring



60360



60352

Fits over soft copper and aluminum tubing during bending to prevent tube collapse. Silver plated finish. Meets federal specifications.

| Order No.                 | For Tubing OD In.               |
|---------------------------|---------------------------------|
| <b>Individual Benders</b> |                                 |
| 60354                     | 1/4                             |
| 60355                     | 5/16                            |
| 60356                     | 3/8                             |
| 60357                     | 7/16                            |
| 60358                     | 1/2                             |
| 60359                     | 5/8                             |
| 60360                     | 3/4                             |
| 60361                     | 7/8                             |
| <b>Bender Sets</b>        |                                 |
| 60351                     | 1/4, 5/16, 3/8, 7/16, 1/2 & 5/8 |
| 60352                     | 1/4, 3/8, 1/2 & 5/8             |
| 60353                     | 1/2, 5/8, 3/4 & 7/8             |

**We carry products from the world's largest and best manufacturers.**

**Centralize your purchases with us!**

# Charging Hoses & A/C Dye Injectors



## CHARGING HOSES

Plus II™



Features nylon permeation and moisture barrier. Available with 1/4" flare fittings, compact ball valve end, with SealRight™ anti-blow back fitting, for 5/16" flare ports, with Flex-Flow™ valve and heavy-duty; or 3/8" "B" or heavy-duty combination charging/hi-vacuum hose; or 1/2" and 5/8" heavy-duty combination charging/hi-vacuum hose; or 3/4" heavy-duty.

### Charging Hoses

| Order No. | Lgth.  |      |
|-----------|--------|------|
|           | Yellow | Blue |
| 21012     | 12"    |      |
| 21024     | 24"    |      |
| 21036     | 36"    |      |
| 21048     | 48"    |      |
| 21060     | 60"    |      |
| 21072     | 72"    |      |
| 21096     | 96"    |      |
| 21110     | 10'    |      |
| 21112     | 12'    |      |
| 21125     | 25'    |      |
| 21150     | 50'    |      |
| 21175     | 75'    |      |
| 21200     | 100'   |      |
|           |        |      |
| 21212     | 12"    |      |
| 21224     | 24"    |      |
| 21236     | 36"    |      |
| 21248     | 48"    |      |
| 21260     | 60"    |      |
| 21272     | 72"    |      |
| 21296     | 96"    |      |
| 21310     | 10'    |      |
| 21312     | 12'    |      |
| 21325     | 25'    |      |
| 21350     | 50'    |      |
| 21375     | 75'    |      |
| 21399     | 100'   |      |
|           |        |      |
| 21612     | 12"    |      |

| Order No. | Lgth. |
|-----------|-------|
| 21624     | 24"   |
| 21636     | 36"   |
| 21648     | 48"   |
| 21660     | 60"   |
| 21672     | 72"   |
| 21696     | 96"   |
| 21710     | 10'   |
| 21712     | 12'   |
| 21725     | 25'   |
| 21750     | 50'   |
| 21775     | 75'   |
| 21799     | 100'  |
|           |       |
| 3 Pack*   |       |
| 21983     | 36"   |
| 21984     | 48"   |
| 21985     | 60"   |
| 21986     | 72"   |
| 21988     | 96"   |

### Muti-Length

|       |               |
|-------|---------------|
| 21982 | (2) 36" & 60" |
| 21981 | (2) 36" & 72" |

\*Includes red, yellow and blue hoses.

### Accessories

| Order No. | Desc.                      |
|-----------|----------------------------|
| 19020     | Replacement gasket (10)    |
| 19302     | Adjust-a-Valve opener (10) |

## CHARGING HOSES

Plus II™ "B"



3/8" diameter with 3/8" straight flare x 3/8" straight flare fittings. 60" length. Yellow.

| Order No. | Min. Burst PSI | Max. Working PSI | Operating Temp. °F |
|-----------|----------------|------------------|--------------------|
| 14560     | 3000           | 600              | -20 to 180         |

## CHARGING VACUUM HOSES

Plus II™



Features heavy-duty construction. 3/8" diameter with 3/8" straight flare x 3/8" straight flare fittings.

| Order No. | Length In. |
|-----------|------------|
| 15660     | 60         |
| 15672     | 72         |

## CHARGING HOSE REPAIR KITS

### SealRight™ Fittings

For use in repairing Yellow Jacket® Plus II™ charging hoses with SealRight™ low loss, anti-blowback fittings.

| Order No. | Includes   |
|-----------|--|
| 19040     | Valve, gasket, plug, spring & (2) O rings                        |
| 19041     | Plug/gasket, nut/clip, valve, gasket, plug, spring & (2) O rings |

## A/C DYE INJECTOR KITS



Injects universal dye for AC/R and auto A/C systems. Four applications of dye in each tube. Includes hose with back flow check valve.

### Dye Injector Kits

| Order No. | Desc.                |
|-----------|----------------------|
| 69702     | A/C dye injector kit |

### Accessories

| Order No. | Desc.                                       |
|-----------|---|
| 69703     | Auto R-134a hose, coupling & injectors      |
| 69705     | Injector hose w/ SealRight                  |
| 69706     | Auto R-134a injector hose & service coupler |

## A/C DYE INJECTOR KITS



Universal dye for use with all common refrigerants and oils. Disposable 1-oz. applicator. Maximum system port pressure 80 PSI.

Note: Not for direct injection into R-410A systems due to high pressure.

| Order No. | Pkg. Qty. |
|-----------|-----------|
| 69700     | 6         |
| 69721     | 2         |
| 69727     | 1         |

Electrolux & Frigidaire

GE & Hotpoint

Whirlpool & Maytag

Cooking & Gas Products

Dishwasher, Disposer & Water Heater

Laundry

Refrigeration

Fittings, Venting & Installation

Electrical

Plumbing

Property Maintenance

Motors

HVAC/R

Chemicals

Charging, Recovery & Welding

Test Equip., Tools & Service Acc.

# Tubing Expanders & Gas Detectors



## TUBING EXPANDER/SWAGERS



For use on soft copper and aluminum tubing. Includes expander/swager heads, deburring tool, instructions and carrying case.

### Tubing Expander/Swagers

| Order No. | For Tube OD In.                |
|-----------|--------------------------------|
| 60407     | 3/8, 1/2, 5/8, 3/4, 7/8, 1-1/8 |

### Expander Heads

| Order No. | Size In. | Max. Wall Thick. In. | Swage Depth In. | Segment Stretch In. |
|-----------|----------|----------------------|-----------------|---------------------|
| 60413     | 5/16     | 0.039                | 0.24            | -                   |
| 60414     | 3/8      | 0.039                | 0.35            | 0.06                |
| 60415     | 1/2      | 0.047                | 0.43            | 0.06                |
| 60416     | 5/8      | 0.047                | 0.57            | 0.06                |
| 60417     | 3/4      | 0.047                | 0.59            | 0.06                |
| 60418     | 7/8      | 0.047                | 0.71            | 0.06                |
| 60420     | 1-1/8    | 0.063                | 0.77            | 0.90                |
| 60422     | 1-3/8    | 0.063                | 0.77            | 0.90                |
| 60424     | 1-5/8    | 0.063                | 0.77            | 0.90                |

### Accessories

| Order No. | Desc.                            |
|-----------|----------------------------------|
| 60412     | Expander handles                 |
| 60426     | Steel carrying case              |
| 60405     | Nut & bolt                       |
| 60410     | Expander handle hinge bolt (9mm) |
| 60411     | Blue case                        |
| 60427     | Steel roller                     |



## MANOMETERS

### Water-Type

Used to check/set manifold pressure in furnaces and gas appliances using natural or LP gas. Pressure reading indicated by water level in small tube. Accurate pressure reading from 0 to 15" water column.

| Order No. | Scale In. |
|-----------|-----------|
| 11482     | 0 to 15   |



## MANOMETERS

### Water-Type



For setting manifold pressure with natural or LP gas. Features magnet for attaching to gauge. Plastic construction. Includes tubing with fitting.

### Manometers

| Order No. | Range In. WC |
|-----------|--------------|
| 78070     | -2 to 7-1/2  |
| 78075     | -2 to 15     |

### Accessories

| Order No. | Desc.              |
|-----------|--------------------|
| 78071     | Tubing w/ fitting  |
| 59511     | Brass fitting only |

## COMBUSTIBLE GAS DETECTORS



Detects methane, propane, acetylene, butane, isobutane and other combustible gases. Features automatic calibration and zeroing, audible detection tone, illuminated bar graph display, 17" probe and replaceable sensor. Includes case.

### Combustible Gas Detectors

| Order No. | Min. Detection PPM |         | Body Lgth. In. |
|-----------|--------------------|---------|----------------|
|           | Methane            | Propane |                |
| 69373     | 15                 | 12      | 10             |

### Accessories

| Order No. | Desc.                    |
|-----------|--------------------------|
| 69371     | Sensor                   |
| 69388     | Carrying holster w/ clip |
| 69387     | Carrying case            |

**Our pledge is  
dedication to outstanding  
customer service.**

# Recovery Machines, Fin Straighteners & Couplers



## REFRIGERANT RECOVERY MACHINES

### RecoverX



For use in push/pull applications on smaller systems. Provides maximum air flow and cool running in high ambient temperatures. Features reciprocating hermetic compressor charged with polyol ester oil, oil drain port, inset controls and gauges, external circuit breaker and high pressure switch with automatic reset.

**Note.** Not for use with R-410A.

| Order No. | HP  |
|-----------|-----|
| 95700     | 1/6 |

## LEAK DETECTORS ACCESSORIES

### AccuProbe™

| Order No. | Desc.                           |
|-----------|---------------------------------|
| 69378     | 230V/50-60 Hz AC adapter        |
| 69380     | 115V/60 Hz AC adapter           |
| 69381     | 230V/50 Hz AC adapter           |
| 69383     | Kit w/ sensor, filters & bottle |
| 69384     | Replacement sensor & filter     |
| 69385     | Sensor filters (5)              |
| 69386     | Leak sensor bottle              |
| 69387     | Carrying case w/ inserts        |
| 69388     | Carrying holster w/ clip        |

## FIN STRAIGHTENERS

### 6-in-1



Features sizes marked on head.

| Fin Straighteners |                         |         |  |
|-------------------|-------------------------|---------|--|
| Order No.         | For FPI                 | OAL In. |  |
| 61171             | 8, 9, 10, 12, 14 and 15 | 4       |  |
| Accessories       |                         |         |  |
| Order No.         | Desc.                   |         |  |
| 61172             | Head                    |         |  |
| 61173             | Handle                  |         |  |

## FIN STRAIGHTENERS

### Long Handle



Features long comfort-grip handle and wide head to straighten more evaporator fins in each pass.

| Order No. | OAL In.                      |
|-----------|------------------------------|
| 61170     | Long-handle fin straightener |

## PINCH-OFF TOOLS




For pinching off 1/4", 5/16", 3/8" and 1/2" copper lines. Nos. 60661 & 60666. Features trigger release.

| Order No. | Desc.      |
|-----------|------------|
| 60661     | Plier-type |
| 60665     | Bar-style  |
| 60666     | ViseGrip®  |

## QUICK COUPLERS

### Expanded Line



| Order No.               | Desc.                                |
|-------------------------|--------------------------------------|
| Straight Quick Couplers |                                      |
| 19125                   | 1/8" Female x 1/4" Male Flare (Ford) |
| 19120                   | 3/16" Female x 1/4" Male flare (GM)  |
| 19101                   | 1/4" Female x 1/4" Male flare        |
| 19102                   | 1/4" Female x 3/8" Male flare        |
| 19111                   | 1/4" Female x 1/8" NPT Male          |
| 19116                   | 1/4" Female x 1/4" NPT Male          |
| 19118                   | 1/4" Female x 1/4" NPT Female        |
| 19103                   | 3/8" Female x 3/8" Male flare        |
| 19104                   | 3/8" Female x 1/4" Male flare        |
| 19115                   | 1/2" Female x 3/8" Male flare        |
| 19114                   | 3/8" Female x 1/2" Male flare        |
| 90° Quick Couplers      |                                      |
| 19220                   | 3/16 Female x 1/4" Male flare        |
| 19201                   | 1/4" Female x 1/4" Male flare        |
| 19202                   | 1/4" Female x 3/8" Male flare        |
| 19203                   | 3/8" Female x 3/8" Male flare        |
| 19214                   | 3/8" Female x 1/2" Male flare        |

Electrolux & Frigidaire

GE & Hotpoint

Whirlpool & Maytag

Cooking & Gas Products

Dishwasher, Disposer & Water Heater

Laundry

Refrigeration

Fittings, Venting & Installation

Electrical

Plumbing

Property Maintenance

Motors

HVAC/R

Chemicals

Charging, Recovery & Welding

Test Equip., Tools & Service Acc.

# Charging Hoses & Dyes

| Order No.  | Desc.                              |
|--|------------------------------------|
| <b>Quick Coupler w/ CH14 Adjustable Valve Opener</b> |                                    |
| 19110  | 1/4" Female x 1/8" NPT Female      |
| 19210  | 1/4" Female 90° x 1/8" NPT Female  |
| 19121  | 5/16" Str. x 1/4" Male flare       |
| 19221  | 5/16" 90° x 1/4" Male flare        |
| 19122  | 1/4" Str. x 5/16" Male flare       |
| 19222  | 1/4" 90° x 5/16" Male flare        |
| <b>Acme 1/2" Couplers – Auto Straight</b>            |                                    |
| 19161  | 1/4" Female x 1/2" Acme Male       |
| 19162*   | 1/4" Female hex x 1/2" Acme Male   |
| 19166  | 1/2" Acme Male x 1/2" Acme Female  |
| 19165  | 1/2" Acme Female x 1/4" Male flare |
| 19168  | 1/2" Acme Female x 1/8" NPT Male   |
| 19158  | 1/2" Acme Female x 14mm Male       |

\* For use in permanent applications.



## CHARGING HOSES

**Heavy-Duty – Plus II™**



Features flexible, heavy-duty construction for use in all weather conditions, and 1/4" HCA straight and angled fittings. Operating temperature -20°F to +200°F. 3500 PSI minimum burst pressure. 900 PSI maximum working pressure.

### Charging Hoses

| Order No.                | HCA Hose Str. x Angle | Lgth. |
|--------------------------|-----------------------|-------|
| 15012                    |                       | 12"   |
| 15024                    |                       | 24"   |
| 15036                    |                       | 36"   |
| 15048                    |                       | 48"   |
| 15060                    |                       | 60"   |
| 15072                    |                       | 72"   |
| 15096                    |                       | 96"   |
| 15110                    |                       | 10'   |
| 15112                    |                       | 12'   |
| 15125                    |                       | 25'   |
| 15150                    |                       | 50'   |
| 15175                    |                       | 75'   |
| 15199                    |                       | 100'  |
| <b>Hose w/ FlexFlow™</b> |                       |       |
| 25836                    |                       | 36"   |
| 25848                    |                       | 48"   |
| 25860                    |                       | 60"   |
| 25872                    |                       | 72"   |

| Order No.                   | Lgth. |
|-----------------------------|-------|
| 25896                       | 96"   |
| 25910                       | 10'   |
| 25912                       | 12'   |
| 25925                       | 25'   |
| 25950                       | 50'   |
| 25975                       | 75'   |
| 25999                       | 100'  |
| <b>Hose w/ Ball Valve</b>   |       |
| 29836                       | 36"   |
| 29848                       | 48"   |
| 29860                       | 60"   |
| 29872                       | 72"   |
| 29896                       | 96"   |
| 29910                       | 10'   |
| 29912                       | 12'   |
| 29925                       | 25'   |
| 29950                       | 50'   |
| 29975                       | 75'   |
| 29999                       | 100'  |
| <b>HCL Hose Str. x 90°</b>  |       |
| 15212                       | 12"   |
| 15224                       | 24"   |
| 15236                       | 36"   |
| 15248                       | 48"   |
| 15260                       | 60"   |
| 15272                       | 72"   |
| 15296                       | 96"   |
| <b>HCL Hose Str. x Str.</b> |       |
| 15412                       | 12"   |
| 15424                       | 24"   |
| 15436                       | 36"   |
| 15448                       | 48"   |
| 15460                       | 60"   |
| 15472                       | 72"   |
| 15496                       | 96"   |

### Accessories

| Order No. | Desc.                      |
|-----------|----------------------------|
| 19020     | Replacement gasket (10)    |
| 19302     | Adjust-A-Valve opener (10) |

## DYE SOLUTIONS

### Universal

For use in air conditioning and refrigeration systems using mineral, alkylbenzene or polyol ester lubricants.

| Order No. | Size    | Pkg. Qty. |
|-----------|---------|-----------|
| 69711     | 1/4 oz. | 24        |
| 69708     | 1/2 oz. | 12        |
| 69709     | 1 oz.   | 6         |
| 69710     | 2 oz.   | 6         |
| 69712     | 8 oz.   | –         |
| 69713     | 8 oz.   | 6         |
| 69803     | 1 gal.  | –         |
| 69805     | 5 gal.  | –         |
| 69806     | 55 gal. | –         |





# Flaring Tools, Trap Separators, Charging & Adapter Hoses



## FLARING TOOLS

45° – Deluxe



For use on soft copper tubing. Features self-centering yoke, automatic tubing height gauge, and multi-faceted burnishing cone for smooth, polished flares.

### Flaring Tools

| Order No. | For Tube OD In. |
|-----------|-----------------|
| 60278     | 1/8 to 3/4      |

### Accessories

| Order No. | Desc.                 |
|-----------|-----------------------|
| 60214     | Wing nut              |
| 60268     | Grip                  |
| 60269     | Wing nut & Bolt       |
| 60273     | Burnishing cone & pin |
| 60274     | Yoke assembly         |

## GAS RETENTION VALVES



Controls refrigerant flow from access fitting; closes Schrader valve prior to disconnection. Features 1/4" Female flare x 1/4" Male flare connections.

### Gas Retention Valves

| Order No. | Desc.                      |
|-----------|----------------------------|
| 18990     | Vacuum/charge w/ side port |
| 19000     | Vacuum/charge              |
| 18993     | Core depressor             |

### Accessories

| Order No. | Desc.                     |
|-----------|---------------------------|
| 18995     | O-ring set                |
| 18996     | Shut-off stem             |
| 18997     | Grappler rod/nut assembly |

## TRAP SEPARATOR

High porosity filter traps sealant, dye and lubricant to prevent refrigerant contamination. Features flare fittings.



### Trap Separator

| Order No. | Fitting Size In. |
|-----------|------------------|
| 38087     | 1/4              |

### Accessories

| Order No. | Desc.                   |
|-----------|-------------------------|
| 38081     | Replacement filter pack |

## CHARGING HOSES

Plus II™



Features SealRight™ anti-blow back fitting and 45° end. Gaskets resist deterioration from existing refrigerants and oils.

| Order No. | Yellow Lgth. |
|-----------|--------------|
| 22012     | 12"          |
| 22024     | 24"          |
| 22036     | 36"          |
| 22048     | 48"          |
| 22060     | 60"          |
| 22072     | 72"          |
| 22096     | 96"          |
| 22110     | 10'          |
| 22112     | 12'          |
| 22125     | 25'          |
| 22150     | 50'          |
| 22175     | 75'          |
| 22200     | 100'         |

| Order No. | Blue Lgth. |
|-----------|------------|
| 22212     | 12"        |
| 22224     | 24"        |
| 22236     | 36"        |
| 22248     | 48"        |
| 22260     | 60"        |
| 22272     | 72"        |
| 22296     | 96"        |
| 22310     | 10'        |
| 22312     | 12'        |
| 22325     | 25'        |
| 22350     | 50'        |
| 22375     | 75'        |
| 22399     | 100'       |

| Order No. | Blue Lgth. |
|-----------|------------|
| 22612     | 12"        |
| 22624     | 24"        |
| 22636     | 36"        |
| 22648     | 48"        |
| 22660     | 60"        |

## Order

| No.           | Lgth. |
|---------------|-------|
| 22672         | 72"   |
| 22696         | 96"   |
| 22710         | 10'   |
| 22712         | 12'   |
| 22725         | 25'   |
| 22750         | 50'   |
| 22775         | 75'   |
| 22799         | 100'  |
| <b>3 Pack</b> |       |
| 22983         | 36"   |
| 22984         | 48"   |
| 22985         | 60"   |
| 22986         | 72"   |
| 22988         | 96"   |

### Multi-Length

|       |                     |
|-------|---------------------|
| 21981 | (2) 36" RB, & 72" Y |
| 21982 | (2) 36" RB, & 60" Y |

## CHARGING HOSES WITH VALVES

Plus II™



Features FlexFlow™ valve. Valve handle position indicates whether valve is open or closed. Flexible hose between valve and fitting permits access to tight spaces. UL recognized..

| Order No. | Hose Dia. In. | Hose Lgth. In. | Pkg. Qty. |
|-----------|---------------|----------------|-----------|
| 25985     | 1/4           | 60             | 3         |

## CHARGING HOSES WITH VALVES

Plus II™



Recommended for use with R-410A refrigerant. Features compact ball-valve end. Metal handle at hose end fits tight areas and traps all gas. Uses standard gasket and valve opener. 1/4" diameter with 6" minimum bending radius. 4000 PSI minimum burst; 800 PSI maximum working pressure. UL recognized. No. 29672. Red.

Nos. 29984, 29985 & 29986. 3/pkg.

| Order No. | Length In. |
|-----------|------------|
| 29672     | 72         |
| 29984     | 48         |
| 29985     | 60         |
| 29986     | 72         |

Electrolux & Frigidaire

GE & Hotpoint

Whirlpool & Maytag

Cooking & Gas Products

Dishwasher, Disposer & Water Heater

Laundry

Refrigeration

Fittings, Venting & Installation

Electrical

Plumbing

Property Maintenance

Motors

HVAC/R

Chemicals

Charging, Recovery & Welding

Test Equip., Tools & Service Acc.

# Adapter Hoses, Ball Valves & Gaskets



## ADAPTER HOSES

### FlexFlow™ & Low Loss



Fits existing Plus II™ hoses with ball valve capabilities. Features flexible hose between valve and fitting. Operating temperature: -20°F to 180°F (-28.8°C to 82.2°C).

#### Low Loss & Adapter Hoses

| Order No. | Size In. | Desc.   |
|-----------|----------|---|
| 29001     | 1/4      | Yellow ball valve adapter                       |
| 29201     | 1/4      | Blue ball valve adapter                         |
| 29601     | 1/4      | Red ball valve adapter                          |
| 29980     | 1/4      | Ball valve adapter 3-Pack (29001, 29201, 29601) |
| 93843     | 1/4      | 45° Compact ball valve                          |
| 93842     | 1/4      | 45° Compact ball valve 3-Pack                   |
| 25002     | 1/4      | Yellow FlexFlow adapter                         |
| 25202     | 1/4      | Blue FlexFlow adapter                           |
| 25602     | 1/4      | Red FlexFlow adapter                            |
| 25980     | 1/4      | FlexFlow adapter 3-Pack (25002, 25202, 25602)   |
| 25802     | 1/4      | Heavy-duty Flexflow adapter                     |
| 26002     | 3/8      | Heavy-duty Flexflow adapter                     |
| 26202     | -        | Yellow standard "B" FlexFlow adapter            |
| 27002     | 1/2      | Yellow Acme FlexFlow adapter                    |
| 19095     | -        | Set of (2) handles & screws                     |

#### Accessories

| Order No. | Size | Desc.                      |
|-----------|------|----------------------------|
| 19011     | 3/8  | Replacement gasket (10)    |
| 19020     | 1/4  | Replacement gasket (10)    |
| 19302     | -    | Adjust-A-Valve opener (10) |

## BALL VALVE TOOLS

### 4-In-1



For use in R-410A systems and mini-splits with 5/16" access ports. Features 5/16" flare fitting.

#### Ball Valve Tools


| Order No. | Desc.                       |
|-----------|-----------------------------|
| 18985     | Vacuum/charge w/ side port  |
| 18981     | Vacuum/charge w/o side port |

#### Accessories

| Order No. | Desc.  |
|-----------|--|
| 18987     | Grappler rod/nut assembly                    |
| 18988     | Rethread tool                                |
| 18989     | Schrader remover                             |
| 18984     | Seal kit w/ core, cap, (4) O-rings & gaskets |
| 19305     | Schrader cores (10)                          |

## CYLINDER VALVE ADAPTERS

### 125-Lb. & 145-Lb.



Features finger-tight design. 3/4" NPS.

#### Ball Valve Tools

| Order No. | Male Flare In. |
|-----------|----------------|
| 19105     | 1/4            |
| 19106     | 3/8            |

**We are continually adding new products. Call us with your inquiries.**

## QUICK COUPLER GASKETS & O-RINGS



| Order No.      | Application                            | Qty.                |
|----------------|--|---------------------|
| <b>Gaskets</b> |  |                     |
| 19020          | 1/4" Hose, 5/16" Hose & 1/2" Acme Hose | 10                  |
| 19005          | 1/4" Hose                              | 100                 |
| 19011          | 3/8" Hose                              | 10                  |
| 19015          | 1/2" to 5/8" Hose                      | 10                  |
| 19012          | 3/4" Hose                              | 10                  |
| 18001          | Cylinder valve w/ flat washer          | 10                  |
| 19021          | 1/8" Coupler                           | 10                  |
| 19022          | 60667 Recovery pliers                  | 5                   |
| 19010          | 1/4" Hose opener                       | (6) CH20 & (3) CH14 |

#### O-Rings

|       |                |    |
|-------|----------------|----|
| 19025 | 1/4" Quad ring | 10 |
| 19026 | 3/8" Quad ring | 10 |
| 19027 | 1/2" Quad ring | 10 |
| 19034 | For 14mm Male  | 10 |
| 19037 | 1/4" SealRight | 10 |

#### Copper Gaskets

|       |      |    |
|-------|------|----|
| 59651 | 1/4" | 10 |
| 59652 | 3/8" | 10 |
| 59653 | 1/2" | 10 |
| 59654 | 5/8" | 10 |
| 59655 | 3/4" | 10 |

## COMPACT BALL VALVES



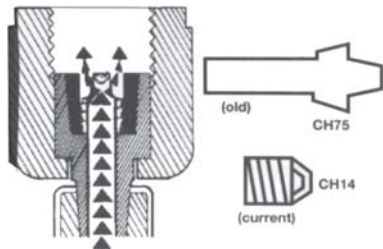
For use in charging and recovery applications. Features full flow design and metal handle.

| Order No. | Desc.                                     |
|-----------|---|
| 93844     | 1/4" Straight                             |
| 93843     | 1/4" 45°                                  |
| 93842     | 45° (3)                                   |
| 93825     | For 5/16" female flare x 1/4" Male flare  |
| 93826     | For 1/4" Female flare x 5/16" Male flare  |
| 93827     | For 5/16" Female flare x 5/16" Male flare |

# Valve Openers, Couplers & Manifold Replacement Parts



## ADJUST-A-VALVE OPENERS



For reaching out-of-tolerance Schrader valves in 1/4", 3/16" and 5/16" couplers. 10/pkg.

| Order No. | Desc.                 |
|-----------|-----------------------|
| 19302     | Adjust-A-Valve opener |
| 19301     | 1/4" Valve opener     |
| 19304     | 1/8" Valve opener     |

## BRAZE-IN FITTINGS

### Quick Coupler



Brass construction with replaceable soft seat.

| Order No. | Size In. | Desc.                           |
|-----------|----------|---------------------------------|
| 19082     | 1/4      | Str. Female fl. w/ CH20 gasket  |
| 19083     | 1/4      | 45° Female fl. w/ CH20 gasket   |
| 19084     | 1/4      | 90° Female fl. w/ CH20 gasket   |
| 19085     | 3/8      | Str. Female fl. w/ quad ring    |
| 19086     | 3/8      | 45° Female fl. w/ quad ring     |
| 19087     | 3/8      | 90° Female fl. w/ quad ring     |
| 19088     | 1/2      | Str. only Female w/ CH80 gasket |

## QUICK COUPLERS

### SealRight™



Traps refrigerant in hose when disconnected, helping meet non-venting regulations and preventing finger burns. One-piece design.

| Order No. | Desc.                           |
|-----------|---------------------------------|
| 19109     | 1/4" Straight x 1/4" male flare |
| 19208     | 1/4" 45° x 1/4" male flare      |
| 19209     | 1/4" 90° x 1/4" male flare      |

## VALVE CORE TOOLS



For removing and replacing cores. Includes (6) cores in handle.

| Order No. | Desc.           |
|-----------|-----------------|
| 19306     | Valve core tool |

## MANIFOLD REPLACEMENT PARTS

### Titan™

| Order No. | Desc.                            |
|-----------|----------------------------------|
| 40279     | Hanging hook                     |
| 41045     | Sight glass                      |
| 41046     | Sight glass retainer             |
| 41047     | Gaskets (2)                      |
| 41113     | 3/8" MFL x 1/8" NPT male fitting |
| 40271     | 1/4" MFL x 1/8" NPT male fitting |
| 41142     | Handle screw (2)                 |
| 41135     | Retaining nut                    |
| 41134     | Feed screw                       |
| 41133     | Piston assembly                  |
| 41041     | Yellow handle w/ screw           |
| 41042     | Blue handle w/ screw             |
| 41044     | Red handle w/ screw              |
| 41063     | Filter                           |
| 41139     | 3/8" MFL x 1/4" NPT male fitting |
| 40270     | 1/4" MFL x 1/8" NPT male fitting |
| 41140     | 1/8" MPT socket plug             |

## MANIFOLD REPLACEMENT PARTS

### Brute II

| Order No. | Desc.                                 |
|-----------|---------------------------------------|
| 49192     | Blue boot                             |
| 49191     | Red boot                              |
| 41045     | Sight glass                           |
| 41046     | Sight glass retainer                  |
| 41047     | Gaskets (2)                           |
| 40279     | Hanging hook                          |
| 49190     | Set of red and blue boots             |
| 40271     | 1/4" MFL x 1/8" NPT male fitting      |
| 41113     | 3/8" MFL x 1/8" NPT male fitting      |
| 41116     | Pistons (4) & replacement screens (4) |
| 41090     | Handle screws (2)                     |
| 41092     | Blue handle w/ screw                  |
| 41096     | Retaining nut                         |
| 41110     | O-ring for retaining nut              |
| 41106     | Feed screw                            |
| 41103     | Piston assembly                       |
| 41091     | Yellow handle w/ screw                |
| 41117     | Filter                                |
| 41139     | 3/8" MFL x 1/4" NPT male fitting      |
| 41130     | 1/4" MFL x 1/4" NPT male fitting      |
| 41094     | Red handle w/ screw                   |

## MANIFOLD REPLACEMENT PARTS

### Series 41

| Order No. | Desc.   |
|-----------|---|
| 40279     | Heavy-duty swivel hook  |
| 49010     | New crystal   |
| 41141     | Handle and screw  |
| 41142     | Screws for valve handles (2)  |
| 41133     | 1/4" Piston w/ O-rings and seal   |
| 41131     | O-rings (10)  |
| 41134     | Feed screw  |
| 41135     | Retaining nut   |
| 40281     | 4-Plug hose anchor w/ 3/8" plug   |
| 41143     | Complete handle assembly including piston w/ seal, O-rings, feed screw, retaining nut and handle w/ screw |

Electrolux & Frigidaire

GE & Hotpoint

Whirlpool & Maytag

Cooking & Gas Products

Dishwasher, Disposer & Water Heater

Laundry

Refrigeration

Fittings, Venting & Installation

Electrical

Plumbing

Property Maintenance

Motors

HVAC/R

Chemicals

Charging, Recovery & Welding

Test Equip., Tools & Service Acc.

# Manifolds, Lubricants & Cases



## AMMONIA MANIFOLDS

NH3



Features cast iron body, metal handles, dual temperature/pressure gauge with °C and PSI with °F. Single piece valve stem for positive seal.

**Note:** For use only with NH3 rated hoses.

### Ammonia Manifolds

| Order No. | Desc.                                    |
|-----------|--|
| 40190     | Manifold body w/ valves                  |
| 40192     | Manifold and gauges                      |
| 40193     | Manifold and gauges w/ (3) NHA 48" hoses |

### Accessories

| Order No. | Desc.                      |
|-----------|----------------------------|
| 40199     | Replacement valve assembly |

## EVACUATION MANIFOLDS

SuperEvac™



Consists of single valve with 1/4" Schrader mount (1/2" female flare). Features non-restricting, full-flow valve and extra port for electronic gauge. Includes step-down adapter to connect to 3/8" pump intake.

| Order No. | Hose Conn. |
|-----------|------------|
| 93850     | 3/8" x 2   |

## O-RING LUBRICANTS



For lubricating O-rings in manifolds during piston or O-ring replacement.

| Order No. | Size Oz. |
|-----------|----------|
| 41118     | 0.75     |

## MANIFOLD PARTS KITS



For use with Series 41, Titan™ and Brute II™ manifolds.

### Kit Contents

| Order No. | Desc.                               | Series          | Qty. |
|-----------|-------------------------------------|-----------------|------|
| 41041     | Yellow handle w/ screw              | Titan           | 4    |
| 41042     | Blue handle w/ screw                | Titan           | 3    |
| 41044     | Red handle w/ screw                 | Titan           | 3    |
| 41048     | Handle screws (2)                   | Titan           | 6    |
| 41061     | Sight glass, retainer & gaskets (2) | Brute II/Titan  | 4    |
| 41090     | Handle screws (2)                   | Brute II        | 6    |
| 41091     | Yellow handle w/ screw              | Brute II        | 4    |
| 41092     | Blue handle w/ screw                | Brute II        | 3    |
| 41094     | Red handle w/ screw                 | Brute II        | 3    |
| 41096     | Valve retaining nut                 | Brute II        | 4    |
| 41103     | 3/8" Piston                         | Brute II        | 8    |
| 41106     | Feed screw                          | Brute II        | 4    |
| 41134     | Feed screw                          | Series 41/Titan | 6    |
| 41135     | Valve retaining nut                 | Series 41/Titan | 6    |
| 41141     | Metal handle w/ screw               | Series 41       | 4    |
| 41142     | Handle screws (2)                   | Series 41/Titan | 6    |
| 41133     | 1/4" Piston                         | Series 41/Titan | 6    |

### Manifold Parts Kits

| Order No. | Desc.             |
|-----------|-------------------|
| 41099     | Complete kit      |
| 41105     | Box only w/ label |

## MANIFOLD CARRYING CASES

Heavy-Duty



Blow molded construction. Includes handle and top hinge. Blue.

| Order No. | Series                   | Dim. In.            |
|-----------|--------------------------|---------------------|
| 40261     | Series 41                | 13-1/2 x 10 x 3-1/2 |
| 40263     | Series 41                | 12-1/4 x 8 x 4-1/4  |
| 41111     | Bantam, Brute II & Titan | -                   |

# Particulate Filters, Manifolds & Gauges



## PARTICULATE FILTERS

### Manifold



Traps particulates before they reach valve seats or recovery equipment. Features replaceable and washable screens.

#### Particulate Filters

| Order No. | Size In. |
|-----------|----------|
| 41119     | 1/4      |
| 41120     | 3/8      |
| 41121     | 1/2      |

#### Accessories

| Order No. | Desc.         | Qty. |
|-----------|---------------|------|
| 41122     | Filter screen | 5    |

## SINGLE GAUGE MANIFOLDS



For checking pressure on low side of systems. Features nylon seals and double O-ring pistons.

| Order No. | Refrigerant        |
|-----------|--------------------|
| 40318     | R-12, 22, 502      |
| 40319     | R-134a, 404A, 407C |
| 40320     | R-410A             |

## TEST GAUGES



For checking pressure on high or low side of system. Features quick coupler for direct attachment to system or tank.

#### Test Gauges

| Order No.                               | Color | Desc.       |
|---|-------|-------------|
| <b>w/ 12" Hose &amp; Angle Coupling</b> |       |             |
| 40341                                   | Red   | Pressure °F |
| 40342                                   | Blue  | Compound °F |
| <b>For Use w/ Recovery Tank</b>         |       |             |
| 40331                                   | Red   | Pressure °F |
| 40332                                   | Blue  | Compound °F |

#### Accessories

| Order No. | Desc.   |
|-----------|---|
| 14811     | 12" Red hose 1/4" Male flare x 45° quick coupler  |
| 14821     | 12" Blue hose 1/4" Male flare x 45° quick coupler |

## GAS TEST GAUGES

2"



Tests system pressure for leaks in new installations. 0 to 30 lbs.; measures in 1/4-lb. increments. Features brass threaded bell for leak-tight connection.

| Order No. | Pipe Size In. |
|-----------|---------------|
| 78080     | 3/4           |

Electrolux & Frigidaire

GE & Hotpoint

Whirlpool & Maytag

Cooking & Gas Products

Dishwasher, Disposer & Water Heater

Laundry

Refrigeration

Fittings, Venting & Installation

Electrical

Plumbing

Property Maintenance

Motors

HVAC/R

Chemicals

Charging, Recovery & Welding

Test Equip., Tools & Service Acc.



# Test Gauges



## TEST GAUGES

| Refrigerant – °F/°C                           | Titan™<br>4-Valve | Titan™<br>2-Valve | Brute II™<br>4-Valve | Brute II™<br>4-Valve<br>Commercial | Series 41    |
|---|-------------------|-------------------|----------------------|------------------------------------|--------------|
| R-22, 134a, 404A, 407C, 410A, 422D, 427A, 507 | 49892, 49895      | 49792, 49795      | –                    | –                                  | 41612, 41615 |
| R-22  | 49922, 49925      | –                 | 46021, 46026         | 46081, 46084                       | –            |
| R-410A  | –                 | –                 | 46001                | –                                  | –            |

| Refrigerant – °F   | Titan™<br>4-Valve             | Titan™<br>2-Valve             | Brute II™<br>4-Valve  | Series 41   |
|--------------------|-------------------------------|-------------------------------|---|---|
| R-12, 22, 502      | 49902, 49905                  | 49282, 49801,<br>49802, 49805 | 46020, 46022, 46080,<br>46082, 49292                                | 41212, 41213, 41232, 41233, 41235, 41215,<br>41219, 41220, 42000, 42015, 42020, 42215,<br>42219, 43213, 43215, 43219, 43220, 43233,<br>43235, 44213, 44215, 44219, 44220, 44235 |
| R-12, 22, 134a     | –                             | –                             | –   | 41842, 41846, 42007   |
| R-22, 134a, 404A   | 49983, 49987,<br>49993, 49997 | 49883, 49887,<br>49889        | 46040, 46041, 46042,<br>46043, 46048, 46090,<br>46091, 46092, 46094 | 42005, 42006, 42332, 42333, 42335, 42436,<br>42435, 49272   |
| R-22, 404A, 410A   | 49283, 49963,<br>49967, 49968 | 49281, 49863,<br>49867, 49868 | 46010, 46013, 49291   | 42001, 42004, 49271   |
| R-22, 410A         | 49973, 49977                  | –                             | 46011   | –   |
| R-134a             | –                             | 49847                         | –   | –   |
| R-134a, 404A, 407C | 49932, 49935,<br>49952, 49955 | 49831, 49832,<br>49835        | 46030, 46031, 46032,<br>46038                                       | –   |
| R-134a, 404A, 507  | –                             | –                             | –   | 41311, 41312, 41313, 41315, 41319, 42010,<br>42011, 42014, 42315, 43313, 43315, 43319,<br>44313, 44315, 44319   |
| R-410A             | 49960, 49962,<br>49965, 49982 | 49860, 49862,<br>49865        | 46000, 46003  | 41702, 41709, 41710, 41711, 41712, 41715,<br>42030, 42715   |

| Refrigerant – °C   | Titan™<br>4-Valve | Titan™<br>2-Valve | Brute II™<br>4-Valve | Series 41   |
|--------------------|-------------------|-------------------|----------------------|---|
| R-12, 22, 502      | 49906, 49916      | 49806, 49816      | 46120, 46180         | 41222, 41223, 41225, 41282, 41283, 41285,<br>41292, 41293, 41295, 41299, 42002, 42008 |
| R-12, 134a, 413a   | –                 | –                 | –                    | 41632   |
| R-22, 134a, 404A   | 49933             | 49833             | 46140                | 41622   |
| R-22, 134a, 407C   | 49903             | 49803             | 46150                | 41642   |
| R-134a, 404A, 407C | 49936, 49956      | 49836, 49856      | 46130, 46190         | 41332, 42012  |
| R-134a, 404A, 507  | –                 | –                 | –                    | 41353, 41355, 41363, 41365, 41382, 41392,<br>43355, 43365                             |
| R-410A             | 49969, 49970      | 49869, 49870      | 46160, 46170         | 40944, 41652, 41780, 41781  |

### MANUFACTURERS' CATALOGS

We will be glad to send  
manufacturers' catalogs and  
other available publications  
and data on request.

# Manometers, Injectors, UV Lamps & Tube Tools



## DIGITAL MANOMETERS



Provides continuous display of positive or negative gas pressure. For setting gas pressure, checking pressure, flue draft and air balancing. Features LCD display and automatic off. 0.05" WC resolution. Includes 18" tubing, brass fitting and battery.

| Manometers |                 |
|------------|-----------------|
| Order No.  | Range WC In.    |
| 78050      | -19.95 to 19.95 |

| Accessories |                       |
|-------------|-----------------------|
| Order No.   | Desc.                 |
| 69089       | Battery door          |
| 78071       | 18" Tubing w/ fitting |
| 59511       | Brass fitting only    |

## DYE & OIL INJECTORS



For adding oil, fluorescent scanner dyes and additives to system and in refrigerant sampling applications. Features aluminum body and cap with O-ring seal, short hose length, 1/4" male fitting with Schrader at one end, ball valve at other end and valve depressor in 1/4" female end.

| Injectors |          |
|-----------|----------|
| Order No. | Size Oz. |
| 69559     | 1/4      |
| 69560     | 1/2      |
| 69561     | 2        |
| 69562     | 4        |

| Accessories |                                      |           |
|-------------|--------------------------------------|-----------|
| Order No.   | Desc.                                | Pkg. Qty. |
| 69563       | O-ring for 1/4 and 1/2 oz. injectors | 5         |
| 69564       | O-ring for 2 and 4 oz. injectors     | 5         |

## A/C SCREW INJECTORS



Features clearly marked calibrations. Connects to A/C low side. Max. port pressure 250 PSI.

| Order No. | Desc.                                 |
|-----------|---------------------------------------|
| 69729     | Universal                             |
| 69730     | R-12 Calibrated                       |
| 69731     | R-134a Calibrated w/ service coupler  |
| 69732     | R-134a Calibrated w/o service coupler |

## UV LAMP ACCESSORIES

### A/C Leak Scanner

| Order No. | Desc.              |
|-----------|--------------------|
| 69436     | UV bulb w/ ballast |
| 69468     | UV filter lens     |

## FLARE/BURNISH TOOLS



Features multi-faceted cone for precise flare of brass, copper and aluminum. Polishes as it flares.

| Flaring Tools |                 |
|---------------|-----------------|
| Order No.     | For Tube OD In. |
| 60270         | 3/16 to 5/8     |

| Accessories |             |
|-------------|-------------|
| Order No.   | Desc.       |
| 60271       | Flare yoke  |
| 60272       | Flaring bar |

## DEBURRING TOOLS



Deburring Tools

| Order No. | Desc.  |
|-----------|--|
| 60163     | Deburring tool w/ spare blades               |
| 60165     | Economy deburring tool for 60139 tube cutter |
| 60166     | Economy deburring tool for 60146 tube cutter |

| Accessories |                 |
|-------------|-----------------|
| Order No.   | Desc.           |
| 60164       | Blade for 60163 |

## TUBE REAMERS



For removing inner and outer burrs in tubing. Features steel blades.

| Order No. | For Tubing OD In. |
|-----------|-------------------|
| 60161     | 1/16 to 1-3/8     |

## RATCHET WRENCHES



Features square openings, enclosed ratcheting mechanism to keep out dirt and debris and 72 teeth per end for 5°/6° ratcheting. No reversing mechanism. Turn wrench over for reversing. Forged from heat-treated chrome vanadium.

| Order No. | Size In.               | Qty. |
|-----------|------------------------|------|
| 60600     | 1/4 & 3/8              | 1    |
| 60601     | 3/16 & 5/16            | 1    |
| 60629     | 1/4 & 3/8, 3/16 & 5/16 | 2    |
| 60619     | 1/4 & 3/8              | 25   |
| 60620     | 3/16 & 5/16            | 25   |

Electrolux & Frigidaire

GE & Hotpoint

Whirlpool & Maytag

Cooking & Gas Products

Dishwasher, Disposer & Water Heater

Laundry

Refrigeration

Fittings, Venting & Installation

Electrical

Plumbing

Property Maintenance

Motors

HVAC/R

Chemicals

Charging, Recovery & Welding

Test Equip., Tools & Service Acc.

# Tools, Vacuum Gauges & Fin Combs



## SERVICE WRENCHES & ADAPTERS



For accessing liquid and suction valves on residential and commercial units up to 7.5 tons. Adapts for 3/16" and 5/16" hex valves. Black oxide plated.

| Order No. | Desc.                         |
|-----------|-------------------------------|
| 60609     | Hex key adapter               |
| 60610     | Service wrench & adapter      |
| 60638     | 3/16" & 5/16" Hex key adapter |

## HEX WRENCH SETS

Ratcheting – Offset



Knuckle-Saver design for use in confined spaces. Features finger control reversing mechanism. Chrome plated.

| Order No. | Desc.          | Size In.    |
|-----------|----------------|-------------|
| 60630     | 5-Piece set    | 1/4 to 7/8  |
| 60631     | 3-Piece set    | 1/4 to 9/16 |
| 60633     | Ratchet wrench | 1/4 x 5/16  |
| 60634     | Ratchet wrench | 3/8 x 7/16  |
| 60635     | Ratchet wrench | 1/2 x 9/16  |
| 60636     | Ratchet wrench | 5/8 x 11/16 |
| 60637     | Ratchet wrench | 3/4 x 7/8   |

## FAN BLADE PULLERS



For removal of squirrel cage type blower wheels, fan blades, pulleys and sheaves. Features 15/16" hex head and 5/8" shaft milled back 1-1/2" and undersized for 1/2" shaft opening. Includes self-centering alignment tool.

| Order No. | Hub Size Max. In. |
|-----------|-------------------|
| 60590     | 1-3/4             |

## Accessories

| Order No. | Desc.                     |
|-----------|---------------------------|
| 60591     | Replacement "fingers" (4) |
| 60592     | Bolt                      |



## REFRIGERANT RECOVERY PLIERS



For evacuation of refrigerant before unit disposal. Punctures large hole in refrigerant line for maximum flow to recovery unit. Features replaceable hardened steel needle.

### Refrigerant Recovery Pliers

| Order No. | For Tubing OD In. |
|-----------|-------------------|
| 60667     | 3/16 to 7/8       |

## Accessories

| Order No. | Desc.           |
|-----------|-----------------|
| 60668     | Needle & gasket |
| 19022     | Gasket only (5) |

## INSPECTION MIRRORS

Telescoping



For checking leaks and inspecting equipment in hard to see areas. Features stainless steel mirror on 360° rotating ball joint. Telescopes to 28".

| Order No. | Desc.       | Size In.  |
|-----------|-------------|-----------|
| 78100     | Round       | 3-3/4     |
| 78101     | Rectangular | 3-3/4 x 2 |
| 78102     | Rectangular | 2 x 1-1/4 |



## DIGITAL VACUUM GAUGES



Features 1/2-second display update, built-in hanger, cleaning port and low-battery indicator.

| Order No. | Resolution Microns |
|-----------|--------------------|
| VG64      | 1 <= 200           |

## ELECTRONIC VACUUM GAUGES



VG60

VG61

Features 10-segment, color-coded LED read-out, cleanable sensor, single-switch operation, low-battery indicator and built-in hanger. Measures 5-1/2" x 1-3/4" x 1-1/2".

No. VG61. Sensor extends to 5 ft.

| Order No. | Desc.        |
|-----------|--------------|
| VG60      | w/ Soft case |
| VG61      | w/ Hard case |

## FIN COMBS



For use cleaning and straightening fins.

| Order No. | Desc.    |
|-----------|----------|
| UFC1      | Fin comb |

## FIN JACKS



For use straightening and separating bent fins.

| Order No. | Sizes Fins/In. |
|-----------|----------------|
| FPT10     | 9 & 10         |
| FPT13     | 11, 12 & 13    |
| FPT15     | 14, 15 & 16    |

# Fin Combs, Pullers & Valves



## FIN COMBS



For use straightening and cleaning evaporator and condenser fins.

**No. FCR6.** Features (6) fin combs mounted on connecting ring. Covers (12) fin sizes.

| Fin Combs.    |        |               |
|---------------|--------|---------------|
| Order No.     | Color  | Size Fins/In. |
| <b>FC0810</b> | Orange | 8 & 10        |
| <b>FC0915</b> | Yellow | 9 & 15        |
| <b>FC1113</b> | Blue   | 11 & 13       |
| <b>FC1214</b> | Green  | 12 & 14       |
| <b>FC1617</b> | Lime   | 16 & 17       |
| <b>FC1820</b> | Red    | 18 & 20       |
| <b>FC2224</b> | Purple | 22 & 24       |

### Fin Comb Sets



| Order No.   | Desc.        | Included  |
|-------------|--------------|---|
| <b>FCR6</b> | Fin comb set | FC0810, FC0915, FC1113, FC1214, FC1617 & FC1820 |

## FAN BLADE PULLERS



Features heavy-duty steel construction, 5/8" steel center shaft and (4) pull fingers. Includes alignment tool.

| Order No.     | Desc.            |
|---------------|------------------|
| <b>FBP100</b> | Fan blade puller |

## PIERCING VALVES

### BPV Series Bullet®



BPV31D

BPV21, BPV14 & BPV12



BPV36, BPV56 & BPV38

For use in compressing copper tubing to create permanent, leakproof seal. Features precision piercing needle, nonpositional mounting and corrosion resistant plating. Includes hex key wrench.

**Nos. BPV31 & BPV21.** Includes adapter sleeves.

| Order No.     | OD Size In.     | Pkg. Qty. |
|---------------|-----------------|-----------|
| <b>BPV31</b>  | 1/4, 5/16 & 3/8 | 12        |
| <b>BPV31D</b> | 1/4, 5/16 & 3/8 | 48        |
| <b>BPV21</b>  | 1/2 & 5/8       | 8         |
| <b>BPV36</b>  | 3/16            | 12        |
| <b>BPV14</b>  | 1/4             | 12        |
| <b>BPV56</b>  | 5/16            | 12        |
| <b>BPV38</b>  | 3/8             | 12        |
| <b>BPV12</b>  | 1/2             | 8         |
| <b>BPV58</b>  | 5/8             | 8         |
| <b>BPV34</b>  | 3/4             | 1         |
| <b>BPV78</b>  | 7/8             | 1         |

## GASKET O-RINGS



| Order No.     | ID In. | Desc.                                 |
|---------------|--------|---------------------------------------|
| <b>SF0099</b> | 5/32   | Used for SF5050 valve                 |
| <b>SF0101</b> | 1/4    | -                                     |
| <b>SF0111</b> | 5/16   | Black rubber (used for SF3900)        |
| <b>SF1060</b> | 3/16   | Used in brass caps                    |
| <b>SF1090</b> | 5/16   | Black rubber (used for SF2070)        |
| <b>SF5501</b> | 1/4    | White teflon (used for SF5500 Series) |

## LINE SERVICE VALVES



| Order No.                      | Desc.  |
|--------------------------------|--|
| <b>Female</b>                  |  |
| <b>SF1010</b>                  | 1/8" copper tubing, wrench cap & core  |
| <b>SF2525</b>                  | 1/4" copper tubing, wrench cap & core  |
| <b>SF3600</b>                  | 1/8" ID hole, 3/16", 1/4", 5/16" steps, 1/8" MPT below hex wrench cap & core |
| <b>SF3605</b>                  | 5/16" copper tubing, wrench cap & core                                       |
| <b>SF3606</b>                  | 3/8" copper tubing, wrench cap & core  |
| <b>Male - 1/8" Pipe Thread</b> |  |
| <b>SF3603</b>                  | 3/16" copper tubing, wrench cap & core                                       |
| <b>SF3604</b>                  | 1/4" copper tubing, wrench cap & core  |
| <b>SF3608</b>                  | 1/8" copper tubing, wrench cap & core  |

## TEE FITTING SERVICE VALVES



For use with 1/4", 5/16" and 3/8" tubing. Features copper tee with brazed body. Includes core and wrench cap.

| Order No.     | Dim. In. ID x OD |
|---------------|------------------|
| <b>SF5421</b> | 1/4 x 5/16       |

## SADDLE VALVES

### Copper-to-Copper



Features self-tapping design. Penetrates line and locks into valve body. Includes steel pin with core.

| Order No.     | Tubing OD In. |
|---------------|---------------|
| <b>SF5512</b> | 1/2           |
| <b>SF5514</b> | 1/4           |
| <b>SF5516</b> | 5/16          |
| <b>SF5518</b> | 1-1/8         |
| <b>SF5534</b> | 3/4           |
| <b>SF5538</b> | 3/8           |
| <b>SF5558</b> | 5/8           |
| <b>SF5578</b> | 7/8           |

Electrolux & Frigidaire

GE & Hotpoint

Whirlpool & Maytag

Cooking & Gas Products

Dishwasher, Disposer & Water Heater

Laundry

Refrigeration

Fittings, Venting & Installation

Electrical

Plumbing

Property Maintenance

Motors

HVAC/R

Chemicals

Charging, Recovery & Welding

Test Equip., Tools & Service Acc.



# Valves, Fittings & Depressors



## SERVICE VALVES

### Economy




No. SF8400. 1/8" ID hole.  
Nos. SF8400P6 & SF8408P6. 6/pkg.

| Order No. | OD In.                         |
|-----------|--------------------------------|
| SF8400    | 3/16, 1/4, 5/16 step           |
| SF8400P6  | 3/16, 1/4, 5/16 step           |
| SF8408    | 1/8 tube, 3/16, 1/4, 5/16 step |
| SF8408P6  | 1/8 tube, 3/16, 1/4, 5/16 step |
| SF8403    | 3/16 tube, 1/4 step            |
| SF8404    | 1/4 tube                       |
| SF8405    | 5/16 tube                      |
| SF8406    | 3/8 tube                       |

## LINE VALVES

### SF8000 Series



Features copper tee with brazed body.

| Order No.                    | Lgth. In. | ID In. | OD In. |
|------------------------------|-----------|--------|--------|
| <b>Straight Copper Piece</b> |           |        |        |
| SF8418                       | 1-7/8     | 1-1/8  | 1-1/4  |
| SF8434                       | 1-5/16    | 3/4    | 13/16  |
| SF8478                       | 1-9/16    | 7/8    | 1      |
| <b>Flared Copper Piece</b>   |           |        |        |
| SF8412                       | 1-3/4     | 1/2    | 9/16   |
| SF8414                       | 2-9/32    | 1/4    | 5/16   |
| SF8416                       | 2         | 5/16   | 3/8    |
| SF8458                       | 2         | 5/8    | 11/16  |
| SF8438                       | 2         | 3/8    | 7/16   |
| SF8438B3                     | 2         | 3/8    | 7/16   |

## FLOW-CONTROL VALVES

### Charging Hose

Features straight flow-through design and brass depressor tip.



| Order No. | Desc.                            |
|-----------|----------------------------------|
| SF4040    | Charging hose flow-control valve |

## ACCESS FITTINGS



Features brass body with neoprene seal, core and cap. Includes quarter male flare above hex.

| Order No. | Size In. | Desc.       |
|-----------|----------|-------------|
| SF1818    | 1/8      | NPT-Dryseal |
| SF1414    | 1/4      | MPT-Dryseal |

## VALVE REPLACEMENT PARTS

| Order No. | Desc.   |
|-----------|---|
| SF2235    | Heavy-duty hex brass cap w/ dual neoprene or metal seal                               |
| SF2245    | Heavy-duty round brass cap w/ neoprene seal   |
| SF2250    | Heavy-duty round brass cap w/ top core wrench and neoprene seal                       |
| SF4450    | Valve core w/ neoprene seal compatible w/ most refrigerants (replaces SF1515)         |
| SF4450P   | Valve core w/ neoprene seal compatible w/ most refrigerants (replaces SF1515, 6/pkg.) |
| SF5161    | 5/16" OD neoprene hose gasket for charging hoses                                      |

## VALVE DEPRESSORS

### Quick Coupler



For use in making connections between equipment with unlike threads. Features CDA 360 brass construction. Includes leakproof neoprene seal and depressor tips.

| Order No.       | Desc.   |
|-----------------|---|
| <b>Straight</b> |   |
| SF2012          | 1/4" female flare swivel x 1/2" Acme male, depressor tip & seal |
| SF2020          | 1/4" female flare hex x 1/2" Acme male                          |
| SF2028          | 1/4" male flare x 1/2" Acme female swivel, depressor tip seal   |
| <b>90°</b>      |   |
| SF2010*         | 1/4" female flare swivel x 1/4" male flare access               |

\* Does not include valve core.

## GAS RETAINING COUPLERS



| Order No.       | Desc.  |
|-----------------|--|
| <b>Straight</b> |  |
| SF2035          | 1/4" female flare retainer Sure-seal x 1/4" male flare |
| <b>90°</b>      |  |
| SF2090          | 1/4" female flare retainer x 1/4" male flare           |

## CORE DEPRESSORS



For use on 1/4" male flare to allow core to be opened to desired flow. Features solid brass construction and thumbscrew.

| Order No. | Desc.  |
|-----------|--|
| SF2060    | For 1/4" male flares                                   |
| SF5050    | For 1/4" male flares (small for use in close quarters) |

## GAS RETAINER & CORE DEPRESSOR TOOLS



For use in attaching to charging hose then coupling to access fitting. Features thumb-screw. Prevents loss of gas in hose when disconnected from fitting.

| Order No. | Desc.                              |
|-----------|------------------------------------|
| SF2070    | Gas retainer & core depressor tool |



# Adapters, Connectors & Tools



## GAUGE ADAPTERS



**No. SF2595.** Features 1-1/4" swaged piece of 1/4" copper tubing, double flared on one end with 1/4" female flare nut and depressor tip.

**No. SF2597.** Features 1-1/4" piece of 1/4" copper tubing, double flared on one end with 1/4" female flare and depressor tip. The other end has 1/4" male flare that has been brazed on.

**No. SF5014.** Includes depressor pin.

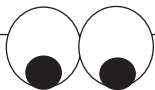
| Order No. | Desc.  |
|-----------|--|
| SF2595    | Adapter w/ 1/4" female flare nut                         |
| SF2597    | Adapter w/ 1/4" female flare & 1/4" brazed-on male flare |
| SF5014    | 1/4" male flare to 3/16" fittings                        |

## VALVE CONNECTORS



For use when threads of existing system fittings are stripped and new core will not go in. Features stationary valve body and 1/4" hex nut. Includes gasket and core. Does not include depressor tip.

| Order No. | Desc.           |
|-----------|-----------------|
| SF8725    | Valve connector |



**Don't see it here?  
We can get it for you.  
Call us!**

## TEE CONNECTORS



SF9601 & SF9602

SF9603

**No. SF9603.** Features all brass construction.

| Order No. | Desc.  | Pkg. Qty. |
|-----------|--|-----------|
| SF9601    | 1/4" male flare x 1/4" flare nut w/ depressor tip x 1/4" male flare on branch w/ valve core                | 1         |
| SF9602    | 1/4" male flare w/ valve core x 1/4" male flare x 1/4" female flare nut w/ depressor tip on branch         | 1         |
| SF9603    | 1/4" male flare w/ valve core and cap x 1/4" male flare x 1/4" female flare nut w/ depressor tip on branch | 1         |

## ACCESS TEES

SF9600 Series



Forged brass construction. Features 1/4" flares threaded for valve cores.

**No. SF9613.** Includes (2) valve cores, no caps.

**Nos. SF9614, SF9615, SF9616, SF9620 & SF9614P2.** Includes cap and valve core.

| Order No. | Desc.   | MPT End ID In.* |
|-----------|---|-----------------|
| SF9613    | 1/4" male flare x 1/4" male flare x 1/4" male flare           | -               |
| SF9614    | 1/4" male flare x 1/4" MPT x 1/4" male flare access on branch | 5/16            |
| SF9615    | 1/4" male flare x 1/4" male flare x 1/4" MPT on branch        | 5/16            |
| SF9616    | 1/4" male flare x 1/8" MPT x 1/4" male flare access on branch | 1/4             |
| SF9620    | 1/4" male flare x 1/4" male flare x 1/8" MPT on branch        | 1/4             |

\* For brazing copper tube.

## U-SHAPED CONNECTORS



Features (2) 1/4" male flares - one with core and cap - in "U" shape, 1/4" female flare with depressor tip and 1/4" male flare.

| Order No. | Desc.              |
|-----------|--------------------|
| SF9644    | U-shaped connector |

## CHASER TOOLS



Includes core wrench, thread chaser, core carrying case and (6) cores.

| Order No. | Lgth. In. |
|-----------|-----------|
| SF3800    | 3-1/2     |

## CORE REMOVAL TOOLS



SF3900 & SF3910

**No. SF3813.** Features heavy-duty, all brass construction. Includes (3) valve cores.

**Nos. SF3900 & SF3910.** Features heavy-duty, all brass construction. Not compatible with R-410A.

**Nos. SF3920 & SF3930.** Not compatible with R-410A.

| Order No.                  | Desc.  |
|----------------------------|--|
| SF3813                     | 3" core remover / container  |
| SF3900                     | Remover & replacer for Schrader core w/o losing charge                     |
| SF3910                     | Same as SF3900 w/ add'l side port (1/4" male flare) w/ core                |
| <b>Includes Ball Valve</b> |  |
| SF3920                     | Valve core remover for 1/4" male flare access fitting w/o refrigerant loss |
| SF3930                     | Same as SF3920 w/ add'l port   |

## TUBE PIERCING PLIERS

FasTap



For use on copper tubing. Features self-sharpening, replaceable piercing tip.

| Order No. | Tube OD In. |
|-----------|-------------|
| SF4311    | 1/4 to 7/8  |

Electrolux & Frigidaire

GE & Hotpoint

Whirlpool & Maytag

Cooking & Gas Products

Dishwasher, Disposer & Water Heater

Laundry

Refrigeration

Fittings, Venting & Installation

Electrical

Plumbing

Property Maintenance

Motors

HVAC/R

Chemicals

Charging, Recovery & Welding

Test Equip., Tools & Service Acc.

# Cutting Attachments, Tips & Regulators



Fits #71 welding handle and cuts up to 2" steel.

| Order No. | Length In. |
|-----------|------------|
| CA100     | 7          |

## CUTTING TIPS



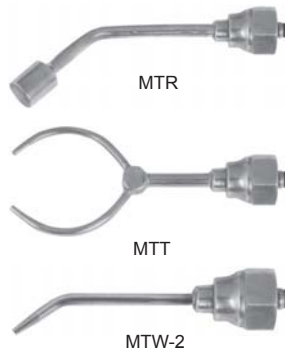
For general-purpose cutting.

| Order No. | Cutting Range In. |
|-----------|-------------------|
| CT100-0D  | 1/2               |
| CT100-1D  | 3/4 to 1          |
| CT100-2D  | 1 to 2            |

We are continually adding new products. Call us with your inquiries.

## HIGH PERFORMANCE MINIATURE TIPS

Micro 6000™



For use brazing and welding in difficult-to-reach places.

| Order No. | Desc.               |
|-----------|---------------------|
| MTR       | Rosebud heating tip |
| MTT       | Flexible twin tip   |
| MTW-2     | Welding tip         |

## WELDING & BRAZING TIPS

Type 17

For use with WH550 and 71 welding handles. Includes elbow, mixer and nut.

| Order No. | Welding Metal Thick. In. | Brazing Copper Tubing In. |
|-----------|--------------------------|---------------------------|
| TYPE17-0  | 5/64                     | 1/2                       |
| TYPE17-2  | 1/8                      | 1                         |



## BRAZING TIPS

Oxy-Acetylene – Cap-n Hook®



For use with Uniweld and TurboTorch oxy-acetylene torch handles. Features 100% flame wraparound for even heat distribution. Heats up to 5600°F.

| Order No. | Brazing Cap. In. |
|-----------|------------------|
| MTF-5     | Up to 1          |

## TUNING FORK TIPS

Oxy/Acetylene



For use when removing or replacing heat pump reversing valves. Tuning fork tip allows all fittings to be heated simultaneously without altering original copper tube and fittings.

| Order No. | Overall Lgth. In. |
|-----------|-------------------|
| TYPE17TFT | 8                 |

## ACETYLENE REGULATORS

Light-Duty – Series R



Features "A" LH outlet connection, 2-15 PSIG delivery, compact design with rear inlet service and various CGA cylinder connections. Forged brass body with polished chrome bonnet; compounded diaphragm and seat material. 1-1/2" polycarbonate lens. UL listed.

| Order No.  | CGA Inlet |
|--|-----------|
| Contents Gauge – 0 to Full                       |           |
| RMC  | 200       |
| RB   | 520       |
| Contents Gauge – 0 to Full & PSI Gauge – 0 to 30 |           |
| RMC2   | 200       |

## WELDING HANDLES

Oxy/Acetylene



Compact, lightweight welding handle. Two-tube silver brazed construction with front stainless steel ball-point valves. One-handed fingertip control and positive shutoff. "A" hose connection 3/8"-24 RH, oxygen; 3/8"-24 LH, fuel gas. Uses Type 17 tips.

| Order No. | Steel Welding Cap. In. | Length In. |
|-----------|------------------------|------------|
| 71        | 1/2                    | 6          |

## HAND TORCHES

Twister® 2



Features swirl combustion tip end, trigger lock with safety release and 360° swivel tip.

| Order No. | Desc.                |
|-----------|----------------------|
| HT44      | Twister 2 hand torch |

# Hoses, Cylinder Carriers, Gauges & Regulators



## SWIRL COMBUSTION KITS

Self Igniting – Twister® 2



Kit includes RB acetylene regulator, T2A-5 Twister® tip, H12-12-1/2-ft acetylene hose and W05 tank key. Does not include tanks or carrying stand.

| Order No. | Length In.                         |
|-----------|------------------------------------|
| KT2A5     | Self igniting swirl combustion kit |

## SWIRL COMBUSTION TORCH TIPS

Self Igniting – Twister® 2



Features electric ignition and swirl combustion technology. For use with acetylene.

| Order No. | Copper Tubing Cap. |                |
|-----------|--------------------|----------------|
|           | Soft Solder        | Silver Solder  |
| T2A-3     | Up to 1"           | Up to 1/2"     |
| T2A-5     | 3/4" to 1-1/2"     | 1/4" to 3/4"   |
| T2A-8     | 1" to 2"           | 1/2" to 1"     |
| T2A-12    | 1-1/4" to 3"       | 7/8" to 1-5/8" |

## SINGLE & TWIN HOSES

Series H



**"A" Connection.** 3/8"-24. 3/16" diameter.  
**"B" Connection.** 9/16"-18. 3/16" diameter.  
**"AB" Connection.** "A" connection on one end; "B" connection on other end.

| Order No.           | Connection Type | Lgth. In. |
|---------------------|-----------------|-----------|
| <b>Single Hoses</b> |                 |           |
| H12                 | "A"             | 12-1/2    |
| <b>Twin Hoses</b>   |                 |           |
| H32A                | "A"             | 12-1/2    |

## CYLINDER CARRIERS



Welded steel construction. Green enamel finish.

| Order No. | Desc.   |
|-----------|---|
| 500S      | Carrying stand for MC tank; R-OXY tank w/ utility tray & brazing rod holder |
| 503       | Truck for B outfit: 1 B and 1 R-OXY cylinder                                |
| 504       | Truck for B or MC outfit: 1 MC or B cylinder, 1 R-OXY or 1 R40 cylinder     |
| 511       | Plastic carrying case for 1 MC and 1 R-OXY cylinder                         |
| 512       | Carrying stand for 2 disposable cylinders or 1 MC cylinder                  |

## FLAME TOOL ACCESSORIES

Carrying Stand



Carrying stand for (1) "B" tank with utility tray and air/fuel handle holder.

| Order No. | Desc.          |
|-----------|----------------|
| 502       | Carrying stand |

## BRASS MANIFOLDS

2 Valve



Features R-410A LPF™ high-pressure hoses and anti-blowback fittings.

| Order No. | Hose Length Ft. |
|-----------|-----------------|
| QS4L5HA   | 5               |

## GAUGES

Series G



1-1/2" gauge with 1/8" NPT fitting.

| Order No.        | Desc.                         | Case                     |
|------------------|-------------------------------|--------------------------|
| <b>Acetylene</b> |                               |                          |
| G15D             | 0-15 PSI, Red Line, 15-30 PSI | Red steel                |
| G19D             | 1/4, 1/2, 3/4, full, Contents | Red steel (400 PSI max.) |
| <b>Oxygen</b>    |                               |                          |
| G49D             | 0-100 PSI                     | Green steel              |
| G56D             | 0-4000 PSI                    | Green steel              |

## FLINT LIGHTERS



Includes (5) flint renewals.

| Order No. | Desc.             |
|-----------|-------------------|
| FL3437    | Flint lighter kit |

## REPLACEMENT GAUGES

LPF™



G529LD

G530LD

Features 2-1/2" display and plastic case. Includes boot.

| Order No. | Desc.                   |
|-----------|-------------------------|
| G529LD    | Red/High pressure gauge |
| G530LD    | Blue/Low pressure gauge |

Electrolux & Frigidaire

GE & Hotpoint

Whirlpool & Maytag

Cooking & Gas Products

Dishwasher, Disposer & Water Heater

Laundry

Refrigeration

Fittings, Venting & Installation

Electrical

Plumbing

Property Maintenance

Motors

HVAC/R

Chemicals

Charging, Recovery & Welding

Test Equip., Tools & Service Acc.

# Sludge Sucker Kits, Flowmeters & Shields



## NITROGEN REGULATORS

Medium-Duty



High pressure. For purging and pressure testing with high pressure, low flow nitrogen. Features delivery pressure up to 400 PSIG, special compounded diaphragm and seat material, large T-handle for easy pressure adjustments. CGA580 nitrogen inlet connection. 10-400 PSIG delivery.

| Regulators |              |                          |
|------------|--------------|--------------------------|
| Order No.  | Outlet Conn. | Gauges Delivery/Contents |
| RHP500     | 1/4" flare   | 600/4000                 |

| Replacement Gauges |   |
|--------------------|---|
| Order No.          | Desc.                                   |
| G8SD               | 600 PSI, 2" gold steel case (1/4" NPT)  |
| G7SD               | 4000 PSI, 2" gold steel case (1/4" NPT) |

## SLUDGE SUCKER KITS

Nitrogen



Used for purging A/C & R systems, leak testing, calibrating pressure control, cleaning condensate drain lines, coils and inflating tires.

| Order No. | Desc.             |
|-----------|-------------------|
| 40040     | Sludge sucker kit |

## SLUDGE SUCKER MAINTENANCE KITS

Nitrogen

Features Nitrogen regulator with delivery pressure testing AC&R system for leaks. Includes accessories for cleaning condensate drain lines, cleaning coils, and filling tires.



| Order No. | Delivery Press. PSI |
|-----------|---------------------|
| 40055     | Up to 400           |

## NITROGEN FLOWMETERS



Designed for purging and pressure testing with high pressure. Features "T" handles for adjustment.

| Order No. | Max. Inlet Pressure PSI |
|-----------|-------------------------|
| UNF3      | 50                      |

## VISIBLE VAPOR CHARGING DEVICES

VaporVue™

Used to absorb heat naturally, flash liquid refrigerant from cylinder and charge into system as vapor. Compatible with all refrigeration and air conditioning systems.



| Order No. | Desc.    |
|-----------|----------|
| VV1       | VaporVue |

## REGULATORS

Centurion®



Features lightweight design, "T" handle pressure adjustment, rear inlet and 1-1/2" gauges with polycarbonate lens.

| Order No. | Gas Type  |
|-----------|-----------|
| RO100     | Oxygen    |
| RMC100    | Acetylene |

## WELDING & BRAZING OUTFITS

Centurion®



Capable of brazing up to 1" copper tubing and welding up to 1/8" steel. Outfit includes (2) different sized welding tips, 12-1/2-ft H32A twin hose, goggles, flint lighter and plastic carrying stand. Tanks not included.

| Order No. | Desc.                    |
|-----------|--------------------------|
| KC100P    | Welding & brazing outfit |

## FLAME BARRIERS



Provides protective barrier between flammable surfaces and open flames when brazing and soldering. Barrier will maintain structural integrity up to 2300°F with melting temperature of 3200°F.

| Order No. | Dim. In. |
|-----------|----------|
| FB12      | 12 x 12  |



## FLAME SHIELDS



Features grommets in each corner for ease of hanging. Measures 11" x 11-1/2".

| Order No. | Temp. Rating °F (°C) |
|-----------|----------------------|
| MA-1500   | 1500 (850)           |
| MA-2300   | 2300 (1260)          |



# Blower Fans, Adapters & Testing Meters



## BLOWER FANS



| Order No. | CFM |
|-----------|-----|
| 20300     | 300 |

## HEATER ATTACHMENTS



| Order No. | For Use With       |
|-----------|--------------------|
| 20300-HTR | 300 CFM Blower Fan |

## BLOWER FANS



| Order No. | CFM  |
|-----------|------|
| 21200     | 1200 |

We welcome the opportunity to quote on any special tools or equipment you may require.



## DIGITAL PSYCHROMETERS



For use in HVAC diagnostic applications. Calculates target superheat and evaporator exit temperatures. Measures dew point, wet bulb and dry bulb temperature. Features user selectable NTC or Type K measurement and temperature scale; max./min./hold modes; dual digital display with backlight; low battery indicator and automatic power off. Includes temperature probe, battery, manual and case.

| Order No. | Temp. Range °F/°C      |
|-----------|------------------------|
| MA-16533  | -30 to 199/-34 to 92.7 |

## MEGOHMMETERS

Autoranging



Features dual display with backlight, test hold function, and over range and low battery indicators. Includes carry case. Requires (6) AA batteries (not included).

| Order No. | Desc.                   |
|-----------|-------------------------|
| MA-12700  | Autoranging megohmmeter |

## CAPACITOR TESTERS

Digital



Features LCD display and low battery indicator. Fuse protected. Includes 9V battery.

| Order No. | Desc.                    |
|-----------|--------------------------|
| MA-12815A | Digital capacitor tester |



## DIGITAL MULTIMETERS

Mini



Features manual ranging and protected fuse. Includes rubber boot.

| Order No. | Dim. In.      |
|-----------|---------------|
| MA-DM1    | 5-1/2 x 3-1/4 |

## DIGITAL MULTI-METERS

Palm Size



| Order No. | Description   |
|-----------|---|
| MA-33C    | Includes MA-DMTL1, MA-DMTP, Case, Manual & 9V Battery |

## DIGITAL MULTIMETERS

w/ Temperature



Features manual ranging, protected fuse, temperature measurement, K-type probe and audible continuity alarm. Measures 5-1/2" x 3-1/4". Includes rubber boot.

| Order No. | Temp. Range °F/°C       |
|-----------|-------------------------|
| MA-DMT3   | -58 to 2498/-50 to 1370 |

Electrolux & Frigidaire

GE & Hotpoint

Whirlpool & Maytag

Cooking & Gas Products

Dishwasher, Disposer & Water Heater

Laundry

Refrigeration

Fittings, Venting & Installation

Electrical

Plumbing

Property Maintenance

Motors

HVAC/R

Chemicals

Charging, Recovery & Welding

Test Equip., Tools & Service Acc.



# Multimeters & Clamp-On Meters



## DIGITAL MULTIMETERS

### w/ Temperature

Features large digital display with backlight, mechanical doors to prevent wrong hook-up, data hold temperature, K-type probe, audible continuity alarm and automatic power off. Measures 7-3/4" x 3-1/2". Includes carry case.



| Order No. | Temp. Range °F/°C       |
|-----------|-------------------------|
| MA-12817  | -58 to 2498/-50 to 1370 |

## CLAMP-ON METERS

### Autoranging



Measures Volts, Amps, Ohms, continuity and resistance. Features data hold and continuity buzzer. Includes batteries and case.

| Order No. | Temp. Range °F/°C      |
|-----------|------------------------|
| MA-600CF  | -38 to 1750/-38 to 954 |

## CLAMP-ON METERS

### Digital



Features flame safeguard circuits, LCD display with backlight, data hold, max hold and zero functions, low battery indicator and automatic power off. Includes temperature leads, (2) AAA batteries, manual and case.

| Order No. | Temp. Range °F/°C           |
|-----------|-----------------------------|
| MA-12826  | -58 to 2372/<br>-50 to 1300 |

## ANALOG MULTIMETERS

### Large Display



Measures AC and DC voltage, DC current, resistance, Ohms and continuity. Features single knob function switch and audible continuity alarm. Includes test leads, 9V battery and instructions.

| Order No. | Dim. In. L x W |
|-----------|----------------|
| MA-12816  | 5-1/2 x 3-3/4  |

## CLAMP-ON METERS

### Autoranging – Low Temperature

Measures AC and DC voltage, AC current, resistance, capacitance, frequency and temperature. Features LCD display with backlight, data hold and automatic power off. Includes test leads, temperature probe, 9V battery and case.



| Order No. | Temp. Range °F/°C       |
|-----------|-------------------------|
| MA-12822  | -58 to 1832/-50 to 1000 |

## CLAMP-ON METERS

### Analog



Measures AC current, AC voltage, DC voltage, resistance and temperature. Includes leads and carrying case. CAT II.

| Order No. | AC Current                     | AC V             | DC V | Res. Ohms             | Temp. °F (°C)             |
|-----------|--------------------------------|------------------|------|-----------------------|---------------------------|
| MA-12823  | 6V, 15V,<br>60V, 150V,<br>600A | 150,<br>300, 750 | 75V  | 0 to 2k,<br>0 to 200k | -4 to 300<br>(-20 to 150) |

## MINI CLAMP ON METERS



| Order No. | Description       |
|-----------|-------------------|
| MA-3268C  | Display Box of 12 |

# Digital Multimeters & Accessories



## METER ACCESSORIES



MA-12355A



MA-12356



MA-12357

Measures pipe temperature with any test instrument that accepts K-type temperature leads.

**No. MA-12355A.** 1-3/8" clamp jaw opening. Includes 72" leads.  
**No. MA-12356.** 1-1/4" clamp jaw opening.

| Order No. | Desc.                             | Temp. Range °F (°C)      |
|-----------|-----------------------------------|--------------------------|
| MA-12355A | Clamp-on probe type-K thermometer | -40 to 212 (-40 to 100)  |
| MA-12356  | Clamp-on probe K-type             | -40 to 1100 (-40 to 590) |
| MA-12357  | Strap-on probe K-type             | -4 to 300 (-20 to 149)   |

## DIGITAL MULTIMETERS

### True RMS – Autoranging



Measures AC and DC voltage and current, capacitance and temperature. Features LCD display with symbols, function switch, frequency/duty cycle button, positive input jack, negative input jack, pushbuttons for range, data hold, relative, mode and backlight, and automatic power off. Includes temperature probe.

| Order No. | Temp. Range °F/°C       |
|-----------|-------------------------|
| MA-12825  | -58 to 2498/-50 to 1370 |

## DIGITAL MULTIMETERS

### Compact – Autoranging

Measures AC and DC voltage and current, resistance, capacitance, frequency, duty cycle and temperature. Features continuity and diode test, data hold and automatic power off. Includes test and temperature leads, 9V battery, manual and case.

| Order No. | Temp. Range °F/°C       |
|-----------|-------------------------|
| MA-12827  | -58 to 1832/-50 to 1000 |



## DIGITAL MULTIMETERS



Measures AC and DC voltage, resistance, duty cycle, capacitance and frequency. Features auto selection of AC/DC volts, diode check, continuity test, manual or autoranging modes, LCD display, data hold, min./max. recording modes and automatic power off. Includes test leads, 9V battery, manual and case.

| Order No. | Desc.  |
|-----------|--|
| MA-12837  | AC/DC digital multimeter with auto selection |

## DIGITAL MANOMETERS

### Dual Differential



MA-12838



MA-12835

Measures gauge/differential pressure from -55.4" WC to +55.4" WC (±2 PSI). Features (11) selectable units of measure, data hold, LCD display with backlight, low battery indicator and automatic power off. Includes tubing, 1/8" MPT x 1/8" Barb access fitting, 9V battery, manual and case.

| Order No. | Desc.   |
|-----------|---|
| MA-12838  | Mini digital differential manometer with magnet |
| MA-12835  | Digital differential manometer                  |

## CARBON MONOXIDE DETECTORS



For use in detecting carbon monoxide in heating, ventilation and air conditioning applications. Features LCD display, max./hold/auto zero, 10 dataset memory, visual and audible alarms and automatic power off. Includes 9V battery.

| Order No. | Dim. In. L x W |
|-----------|----------------|
| MA-12830A | 6.3 x 2.2      |

## COMBUSTIBLE GAS DETECTORS

| Order No. | Description           |
|-----------|-----------------------|
| MA-CGD383 | For Natural & Propane |



- Electrolux & Frigidaire
- GE & Hotpoint
- Whirlpool & Maytag
- Cooking & Gas Products
- Dishwasher, Disposer & Water Heater
- Laundry
- Refrigeration
- Fittings, Venting & Installation
- Electrical
- Plumbing
- Property Maintenance
- Motors
- HVAC/R
- Chemicals
- Charging, Recovery & Welding
- Test Equip., Tools & Service Acc.

# CO Leak Detectors & Thermometers



## CARBON MONOXIDE DETECTORS



Includes case, manual & (6) AAA batteries.

| Order No. | PPM       | Temperature   |
|-----------|-----------|---------------|
| MA-CO801  | 0 to 1000 | -4°F to 122°F |

## DIGITAL ANEMOMETERS



Measures airflow (CFM), air velocity and temperature. Features flexible gooseneck detector, (6) selectable units of measure, data hold/min./max., 4-digit display, low battery indicator and automatic power off. Includes 9V battery and case.

| Order No. | Gooseneck Lgth. In. |
|-----------|---------------------|
| MA-12843  | 16                  |

## DIGITAL TACHOMETERS



Measures RPM on motors, gears, pulleys and compressors. Features autoranging, memory call button, reflective mark, signal light beam, laser warning symbol, measure button and RPM and Total switches. Includes case. Requires (4) AA batteries (not included).

| Order No. | Test Range RPM |
|-----------|----------------|
| MA-12842  | 2.5 to 99,999  |

## INFRARED THERMOMETERS



Features laser pointer, automatic data hold, selectable temperature scale, min./max./dif./avg. displays, LCD display with backlight, and high and low alarms. 50:1 distance to spot ratio. Includes 9V battery and case.

| Order No. | Temp. Range °F/°C       |
|-----------|-------------------------|
| MA-16551  | -58 to 1900/-45 to 1035 |

## DIGITAL MULTIMETERS

### Pen Probe



Measures AC and DC voltage and phase rotation. Features LCD display, polarity indicator, continuity test, probes, pen light and automatic power on/off.


| Order No. | Voltage Range AC/DC |
|-----------|---------------------|
| MA-7339   | 12 to 600           |

## DIGITAL MULTIMETERS

### Autoranging – Pen Probe

Measures AC and DC voltage and current, resistance, continuity and diode check. Features LCD display, penlight, auto zero, data hold and automatic power off.

**No. MA-EM3213A.** Measures capacitance. Features overrange indicator.  
**No. MA-EM3215.** Features flashlight.



MA-EM3213A MA-EM3215

| Order No.  | Desc.  |
|------------|--|
| MA-EM3213A | Autoranging pen probe digital multimeter         |
| MA-EM3215  | Compact autoranging pen probe digital multimeter |

## DIGITAL MINI ANEMOMETERS

### Mini



Measures CFM. Features min/max record, temperature display, velocity display, low battery indicator, data hold and auto power off. Includes 9V battery and carrying case.

| Order No. | Ft./Min.    | MPH (Km/hr)            | CFM          | Temp. °F (°C)       |
|-----------|-------------|------------------------|--------------|---------------------|
| MA-AN84   | 196 to 4900 | 2.24 to 56 (3.6 to 90) | 0 to 999,900 | 32 to 122 (0 to 50) |

# Thermometers & Psychrometers



## INFRARED THERMOMETERS

### Mini



Features laser pointer, selectable temperature scale, LCD display with backlight, data hold and automatic power off. 10:1 distance to spot ratio. Includes 9V battery and case.

| Order No. | Temp. Range °F/°C      |
|-----------|------------------------|
| MA-16509A | -58 to 1022/-50 to 550 |

## INFRARED THERMOMETERS

### Dual Laser

Features dual laser targeting, selectable temperature scale, Max. display, high/low alarm, automatic data hold, backlight, overrange indicator and automatic power off. Molded housing design. 12:1 Distance to spot ratio. Includes 9V battery and case.



| Order No. | Temp. Range °F/°C      |
|-----------|------------------------|
| MA-16506  | -58 to 1202/-50 to 650 |

## COLOR INFRARED THERMOMETERS

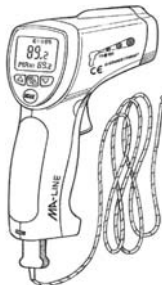


8:1 Color IRT -36 to 968F (-38C to 520C).

| Order No. | Description |
|-----------|-------------|
| MA-16C81  | Color IRT   |

## INFRARED & K-PROBE THERMOMETERS

For use in hard to reach areas. Features laser pointer, selectable temperature scale, automatic data hold, LCD display with backlight, overrange indicator, trigger lock, Max./Min./Dif./Avg. record, high/low alarm, adjustable emissivity and automatic power off. 13:1 Distance to spot ratio. Includes probe, 9V battery and case.



| Order No. | Temp. Range °F/°C          | K-Probe Temp. Range °F/°C   |
|-----------|----------------------------|-----------------------------|
| MA-16505  | -58 to 1472/<br>-50 to 800 | -58 to 2498/<br>-50 to 1370 |

## DIGITAL PSYCHROMETERS



Pocket-size instrument features data hold, low-battery indicator, min/max record function and auto power-off with disabling capability. Rotating cap protects sensor. Microprocessor circuitry enhances reliability. Powered by (2) AAA batteries (not included).

| Order No. | Temp. Range °F | RH Range  | Accuracy     |
|-----------|----------------|-----------|--------------|
| 52233     | -4 to 122      | 0 to 100% | 3% RH @ 77°F |

## DIGITAL PSYCHROMETERS

### Plus Airflow



Measures humidity, air temperature, dew point, wet bulb, air velocity, air volume and BTU. Handheld instrument features professional remote vane, low battery indicator and auto power off with disabling capability. Rotating cap protects sensor. Microprocessor circuitry enhances reliability. Powered by (4) AAA batteries (not included).

| Order No. | Temp. Range °F | RH Range  | Accuracy           |
|-----------|----------------|-----------|--------------------|
| 52236     | -4 to 140      | 0 to 100% | ±3% @ 10 to 90% RH |

## DIGITAL SOUND LEVEL METERS



Features automatic or manual ranging and maximum hold function. Selectable fast or slow response times and A or C weighting. Records maximum or minimum measurements. Jacks provide AC analog output.

| Order No. | Range dB             | Resolution dB |
|-----------|----------------------|---------------|
| 52238     | 40 to 130 (4 ranges) | 0.1           |

Electrolux & Frigidaire

GE & Hotpoint

Whirlpool & Maytag

Cooking & Gas Products

Dishwasher, Disposer & Water Heater

Laundry

Refrigeration

Fittings, Venting & Installation

Electrical

Plumbing

Property Maintenance

Motors

HVAC/R

Chemicals

Charging, Recovery & Welding

Test Equip., Tools & Service Acc.



# Voltage Meters & Testers



## DIGITAL PSYCHROMETERS



Measures dew point, wet bulb temperature and humidity. Features max. hold, data hold, dual display with backlight and automatic power off. Includes 9V battery and case.

| Order No. | Temp. Range °F/°C     |
|-----------|-----------------------|
| MA-16531  | -22 to 212/-30 to 100 |

## ENVIRONMENTAL KITS

| Order No. | Description  |
|-----------|--|
| MA-010669 | Includes (1) MA-AN84A, (1) MA-12838A and (1) MA-16531B |



## DATA LOGGER USB

Temperature/Humidity/Air Pressure



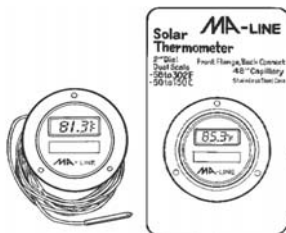
Air Pressure: 300 to 1100hPA. Humidity: 0 to 100%RH. Temperature: -31°F to 176°F.

| Order No. | Battery      |
|-----------|--------------|
| MA-DLSN71 | 3.6V Lithium |

## REMOTE READING THERMOMETERS

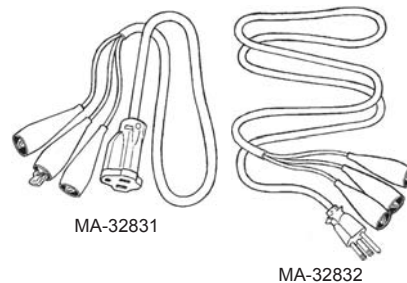
Solar Powered

For use in refrigeration cabinets, freezers, cold rooms and super-market showcases where light level is above 100 lux. Features stainless steel construction, dual temperature scale, 2" dial and 48" capillary. Temperature range: -58°F to 302°F/-50°C to 150°C.



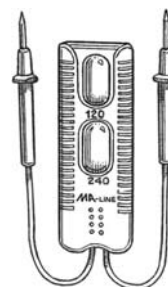
| Order No. | Mounting     |
|-----------|--------------|
| MA-2001S  | Front flange |
| MA-2002S  | Back flange  |
| MA-2003S  | Panel        |

## LINE VOLTAGE ADAPTERS



| Order No. | Lgth. Ft. | Desc.  |
|-----------|-----------|--------|
| MA-32831  | 2         | Female |
| MA-32832  | 6         | Male   |

## VOLTAGE TESTERS



Features neon indicator to positively identify presence of voltage.

| Order No. | Test Range  |       |
|-----------|-------------|-------|
|           | Volts AC/DC | Hz.   |
| MA-7321   | 80 to 300   | 50/60 |

## POCKET THERMOMETERS



Features 1" dia. dial and 5" L stem. Includes case.

| Order No.           | Temp. Range    |
|---------------------|----------------|
| 12/Display Carton   |                |
| MA-PT160            | -40°F to 160°F |
| MA-PT220            | 0°F to 220°F   |
| 1/Blister Card - °F |                |
| MA-PT160B           | -40°F to 160°F |
| MA-PT220B           | 0°F to 220°F   |



# Borescopes & Test Leads



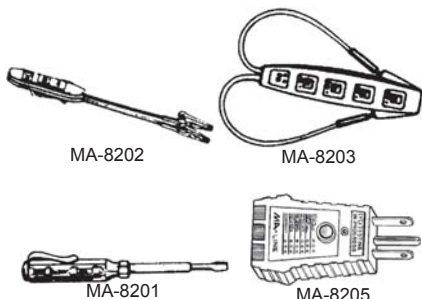
## VIDEO BORESCOPIES



Features (2) dimmable LED lights, 3-button operation, up/down button and on/off switch. IP67 camera head is water-resistant. F# 2.8 viewable lens with 54° angle and 1-1/4" to 2-1/4" focal distance. Includes 2.4" TFT LCD and 36" L tube. Requires (4) 1.5V AA batteries (not included). Includes case.

| Order No. | Desc.                            |
|-----------|----------------------------------|
| MA-VID-1  | Video borescope                  |
| MA-VID-2  | Video borescope w/ 10' extension |

## TESTERS



UL listed.  
 No. MA-8202. Includes alligator clips.  
 No. MA-8203. Includes pocket clip.  
 No. MA-8201. Includes pocket clip.

| Order No. | Desc.                                   | Range V             |
|-----------|---|---------------------|
| MA-8202   | Low voltage tester                      | 5 to 50 AC/DC       |
| MA-8203   | 4-Way tester                            | 110, 220, 277 & 440 |
| MA-8201   | Combination circuit tester/ screwdriver | 80 to 250 AC/DC     |
| MA-8205   | GFI receptacle tester                   | -                   |

**Quality Products**  
**Quality People**

## TEST LEADS

### Low Voltage



24" Length.

| Order No. | Desc.                     | AWG |
|-----------|---------------------------|-----|
| MA02991-3 | Heavy-duty leads w/ boots | 14  |

## TEST LEADS

### Low Voltage

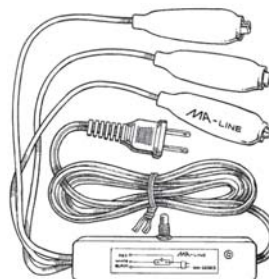


Features insulated alligator clips. Includes (10) wires in white, red, black, yellow and green.

| Order No. | Lgth. In. |
|-----------|-----------|
| MA05031   | 18        |

## TEST LEADS

### Start Switch



| Order No. | Desc.                     |
|-----------|---------------------------|
| MA-69523  | Test lead w/ start switch |

Electrolux & Frigidaire

GE & Hotpoint

Whirlpool & Maytag

Cooking & Gas Products

Dishwasher, Disposer & Water Heater

Laundry

Refrigeration

Fittings, Venting & Installation

Electrical

Plumbing

Property Maintenance

Motors

HVAC/R

Chemicals

Charging, Recovery & Welding

Test Equip., Tools & Service Acc.

# Testers & Accessories



## ADAPTER CORDS

### Test Connector



Features 12" lead using 14-3 wire. Female plug one end; (3) large clips with red, black and green insulators other end.

| Order No. | V AC      |
|-----------|-----------|
| 69522     | 120 / 240 |



## VOLTAGE TESTERS

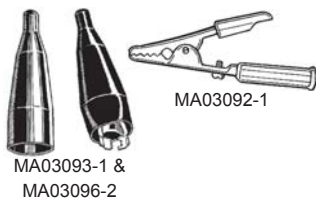
### Solenoid

Features polarity identification and self-storing probes. Retractable, locking, spring loaded shrouds protect metal probe tips; strain relief assembly protects test leads. UL listed.



| Order No. | Volts           |             |
|-----------|-----------------|-------------|
|           | AC              | DC          |
| MA-8207   | 120/240/480/600 | 120/240/600 |

## ALLIGATOR & BATTERY CLIPS



| Order No. | Desc.                                     |
|-----------|---|
| MA03092-1 | 14 AWG, 24" medium cable clamp style clip |
| MA03093-1 | Large clip w/ B&R insulated boots         |
| MA03096-2 | Medium battery clip w/ boots              |



## ALLIGATOR CLIPS



T1186, T1187 & T1188      T1191, T1192 & T1193      T1196

**Heavy-Duty & No. T1196.** Includes black and red insulators.  
**No. T1193.** For use with test leads.

| Order No.         | Size   | Pkg. Qty. |
|-------------------|--------|-----------|
| <b>Heavy-Duty</b> |        |           |
| T1186             | Small  | 1 pr.     |
| T1187             | Medium | 1 pr.     |
| T1188             | Large  | 1 pr.     |
| <b>Standard</b>   |        |           |
| T1191             | Small  | 10        |
| T1192             | Medium | 5         |
| T1193             | Medium | 5         |
| T1196             | Small  | 3 pr.     |

## BANANA PLUGS

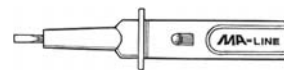


Includes black and red insulators.

| Order No. | Pkg. Qty. |
|-----------|-----------|
| T1179     | 1 pr.     |



## VOLTAGE TESTERS



UL listed.

| Order No. | Desc.                            |
|-----------|----------------------------------|
| MA-8206   | Volt probe and continuity tester |

## VOLTAGE DETECTORS



For use in outlets or wire insulation testing and with 50/60 Hz circuits. Features has built-in LED flashlight, visual/audible indicators and pocket clip. Includes (2) AAA batteries. CE listed.

| Order No. | Current V AC |
|-----------|--------------|
| MA-49858A | 24 to 1000   |

# Testers & Detectors



## VOLTAGE DETECTORS



Non-contact low voltage detector for use on 50/60 Hz circuits. Features built-in LED flashlight.

| Order No.   | Current V AC |
|-------------|--------------|
| <b>ERVT</b> | 24 to 1000   |



## DIGITAL THERMOMETER KITS



Measures temperature inside system from -58°F to 302°F. Includes core extractor tool and instructions.  
**Note:** Not for use with R-410A.

| Order No.     | Replaces        |
|---------------|-----------------|
| <b>SF3970</b> | SF3940 & SF3960 |

## INFRARED THERMOMETERS



Features 11:1 optical ratio, laser pointer, high and low temperature range and backlight. Accuracy to ± 1% of reading or 2°F. Includes K-type thermocouple probe and carrying case.

| Order No.      | Temp. Range °F/°C        | Full Range °F/°C               |
|----------------|--------------------------|--------------------------------|
| <b>LIT11TC</b> | 58 to 482 /<br>14 to 250 | -83.2 to 1999 /<br>-64 to 1400 |



## DIGITAL PSYCHROMETERS



For use in measuring temperature, humidity, dewpoint temperature and wet bulb temperature. Features dual display, backlight, max and data hold functions, microprocessor-based design and auto power off.

| Order No.      | Humidity % RH* | Temp. °F / °C              | Dewpoint Temp. °F / °C     | Wet Bulb Temp. °F / °C |
|----------------|----------------|----------------------------|----------------------------|------------------------|
| <b>DSP1000</b> | 0 to 100       | -22 to 212 /<br>-30 to 100 | -22 to 212 /<br>-30 to 100 | 32 to 176 /<br>0 to 80 |

\* Non-condensing.

## DIGITAL THERMOMETERS

### Differential



Measures (2) temperature points and their difference. Features dual display, auto-ranging, data hold and auto power off. Records up to (8) min/max/avg measurements. Includes K-type thermocouple inputs and vinyl case.

| Order No.   | Desc.                            |
|-------------|----------------------------------|
| <b>DDT2</b> | Differential digital thermometer |



## DIGITAL THERMOMETERS

### Dual Probe



Features LCD display, low-battery indicator, dual display (T1-T2), auto power-off and maximum average minimum hold. Includes 9V battery.

| Order No.        | Resolution °F (°C) | Temp. °F (°C)                  |
|------------------|--------------------|--------------------------------|
| <b>MA-DMT123</b> | 0.1 (0.1)          | -328 to 2498<br>(-200 to 1370) |

### Accessories

Stainless steel. Temperature range -58°F to 1472°F (-50°C to 800°C).

| Order No.       | Desc.           |
|-----------------|-----------------|
| <b>MA-12361</b> | Immersion probe |
| <b>MA-12362</b> | Air probe       |

Electrolux & Frigidaire

GE & Hotpoint

Whirlpool & Maytag

Cooking & Gas Products

Dishwasher, Disposer & Water Heater

Laundry

Refrigeration

Fittings, Venting & Installation

Electrical

Plumbing

Property Maintenance

Motors

HVAC/R

Chemicals

Charging, Recovery & Welding

Test Equip., Tools & Service Acc.

# Thermometers & Hygrometers



## THERMO-HYGROMETER PENS



Features temperature and humidity measurement, dual display, min/max memory and selectable temperature scale. Includes pocket clip and battery.

| Order No. | Desc.                 |
|-----------|-----------------------|
| THP2      | Thermo-hygrometer pen |

## DIGITAL THERMO-HYGROMETERS

### Indoor

Features real-time clock, large display, °F / °C selection and min/max temperature and humidity memory.

| Order No. | Temp. Range °F / °C | Humidity Range % |
|-----------|---------------------|------------------|
| THC120    | 32 to 120 / 0 to 50 | 10 to 90         |



## HYGROMETERS

### Pen Type

Features LCD display, max/min record function, data hold to capture readings, auto-off function, and rotating cap to protect sensor. Temperature and humidity in °F or °C. Accuracy: ±3% from 10 to 95% RH at 77°F.

| Order No. | Dim. In.        | Temp. Range °F | Battery Hours |
|-----------|-----------------|----------------|---------------|
| 52230     | 6.8 x 1.6 x 0.6 | -4 to 140      | 100           |



## HYGRO THERMOMETERS

### Big Digit

Features dual display (temperature and humidity), max/min reading memory, selectable °F/°C and fast reading update.

| Order No. | Temp. °F (°C)       | RH       |
|-----------|---------------------|----------|
| MA-RT819  | 32 to 122 (0 to 50) | 20 to 95 |



## HYGRO THERMOMETERS

### Indoor/Outdoor w/ Clock

Displays indoor and outdoor temperature and humidity. Features large LCD, max/min temperature/humidity with daily reset and instant Fahrenheit/ Celsius switch. Designed for wall mount or table use. Includes 120" sensor cable and (1) AAA battery.



| Order No. | Indoor Temp. °F (°C)   | Outdoor Temp. °F (°C)  | Humidity % |
|-----------|------------------------|------------------------|------------|
| MA-BDHTR  | -58 to 158 (-50 to 70) | -58 to 158 (-50 to 70) | 20 to 90   |

## THERMOMETER KITS

### Dual Probe Digital (Super Heat Kit)



| Order No.    | Description   |
|--------------|---|
| MA-DMT123KIT | Includes (1) MA-DMT123, (2) K-Type Probes, (2) MA-12355B with 10' Leads |



## TEMPERATURE INDICATORS



Features large LCD display and high-impact thermoplastic case. Includes thermocouple extendable to 500' and 6' encapsulated sensor. Temperature range -40°F to 199°F (-40°C to 93.28°C).

| Order No. | Volts AC |
|-----------|----------|
| TPM110    | 110      |

# Thermometers



## DIGITAL THERMOMETERS

Pocket



ST10

Features °F / °C selection and accuracy to ± 2°F. Includes battery and pocket clip.

**No. ST09.** Features auto off, data hold, drop resistance and waterproof construction. Includes protective sheath.

**No. ST10.** Features large LCD with updates every second and stainless steel stem. Includes spare battery.

| Order No. | Stem Lgth. In. | Temp. Range °F / °C     |
|-----------|----------------|-------------------------|
| ST09      | 2-1/2          | -40 to 392 / -40 to 200 |
| ST10      | 4-23/32        | -50 to 392 / -45 to 200 |



## POCKET THERMOMETERS

Laser Targeting



Features 6:1 distance-to-spot ratio, large backlit LCD, auto power-off and low-battery indicator. Selectable Fahrenheit/Celsius.

| Order No.  | Temp. °F (°C)           |
|------------|-------------------------|
| MA-IRT203B | -58 to 518 (-50 to 270) |



## DIAL THERMOMETERS

Pocket



Features 5" stem and recalibration adjustment.

| Order No.          | Temp. Range °F/°C      |
|--------------------|------------------------|
| °F – 1" Dial       |                        |
| ST01               | -40 to 160/ –          |
| ST02               | 0 to 220/ –            |
| °F°C – 1-3/4" Dial |                        |
| ST08               | -40 to 160 / -40 to 70 |



## POCKET DIGITAL THERMOMETERS

Rotary Probe

For use in food processing, refrigeration laboratory and greenhouse applications. Features low-battery indicator, max/min temperature memory, data hold and high/low temperature alarm. Switchable °F/°C.



| Order No. | Temp. °F (°C)           |
|-----------|-------------------------|
| MA-RT343  | -58 to 392 (-50 to 200) |

## POCKET DIGITAL THERMOMETERS

Large Digit



Features stainless steel stem, min/max, data hold, auto power-off and selectable °F/°C. Water resistant.

| Order No. | Temp. °F (°C)           |
|-----------|-------------------------|
| MA-RT818  | -40 to 392 (-40 to 200) |



## POCKET DIGITAL THERMOMETERS



Features stainless steel stem, high/low temperature recall, auto power-off and data hold. Water resistant.

| Order No.  | Temp. °F (°C)           |
|------------|-------------------------|
| MA-PDT392B | -40 to 392 (-40 to 200) |

## DIGITAL THERMOMETERS

Oval



Features large LCD, per-second display updates, on/off switch and selectable °F/°C. Anti-rolling head design.

| Order No. | Accuracy °F | Temp. °F (°C)           |
|-----------|-------------|-------------------------|
| MA-RT335  | +/-2        | -58 to 392 (-53 to 200) |

## DIGITAL THERMOMETERS

Anti-Rolling



Features on/off switch, auto power-off and anti-rolling design. Includes battery.

| Order No. | Accuracy °F | Temp. °F (°C)           |
|-----------|-------------|-------------------------|
| MA-RT330  | +/-2        | -58 to 302 (-50 to 150) |

Electrolux & Frigidaire

GE & Hotpoint

Whirlpool & Maytag

Cooking & Gas Products

Dishwasher, Disposer & Water Heater

Laundry

Refrigeration

Fittings, Venting & Installation

Electrical

Plumbing

Property Maintenance

Motors

HVAC/R

Chemicals

Charging, Recovery & Welding

Test Equip., Tools & Service Acc.



# Thermometers & Temperature Alarms



## DIGITAL THERMOMETERS

180° Rotating Head



Features on/off switch, selectable °F/°C and auto power-off. Includes battery.

| Order No. | Accuracy °F | Temp. °F (°C)           |
|-----------|-------------|-------------------------|
| MA-RT340  | +/-2        | -58 to 302 (-50 to 150) |

## DIGITAL THERMOMETERS

Hand Held



Features selectable °F/°C, min/max temperature memory, data hold and stainless steel probe. Never requires recalibration.

| Order No. | Temp. °F (°C)           |
|-----------|-------------------------|
| MA-RT900  | -58 to 392 (-50 to 200) |

## HORIZONTAL THERMOMETERS

Solar Powered



Features 1-1/2" x 1/2" display and switchable °F/°C. Includes 48" capillary.

| Order No. | Temp. °F (°C)           |
|-----------|-------------------------|
| MA-1001S  | -58 to 302 (-50 to 150) |



## APPLIANCE THERMOMETERS



ST03

Nos. ST03 & ST04. Features stainless steel construction and unbreakable lens.  
No. ST06. Features horizontal design. Includes stainless steel wire clips.

| Order No. | Temp. Range °F / °C    | Application            |
|-----------|------------------------|------------------------|
| ST03      | -20 to 80 / -30 to 27  | Refrigerator           |
| ST04      | 100 to 600 / 38 to 315 | Oven                   |
| ST06      | -40 to 80 / -40 to 27  | Refrigerator / Freezer |

## TEMPERATURE ALARMS

TA Series



Features digital display showing current temperature, alarm status and set point, over/under mode indicator and temperature units. 80dB audible alarm. Includes AC adapter.

| Order No. | Temp. Range °F / °C    |
|-----------|------------------------|
| TA22      | -40 to 160 / -40 to 71 |

**Phone or FAX  
your order today!!**



## ELECTRONIC MEGOHMMETERS



M500



M501

Features zone scale, range of 20 to 1000 megohms and impact resistant design. Measures insulation values up to 1000 megohms @ 500V AC. Requires (2) C batteries.

| Order No. | Desc.                  |
|-----------|------------------------|
| M500      | w/ Soft carrying case  |
| M501      | w/ Sturdy service case |

## DIGITAL CAPACITOR TESTERS



Features LED display, one-button operation and accuracy of ± 5%. Includes test clip storage and soft carrying case. Requires 9V battery.

| Order No. | Range mF       |
|-----------|----------------|
| MFD10     | 0.01 to 10,000 |

## AIRFLOW / AIR VOLUME METERS

Digital



Measures FPM, CFM, light levels (LUX), temperature and humidity. Features °F/°C selection, multi-channel display, data hold and one-hand operation. Includes K-type thermocouples and carrying case. Requires 9V battery.

| Order No. | Dim. In.           |
|-----------|--------------------|
| DAVM+     | 6.14 x 2.36 x 1.29 |

# Leak Detectors, Meters & Loggers



## IAQ MONITORS



IAQ50

IAQ55

For use in measuring carbon dioxide, temperature and humidity with dewpoint and wet bulb. Features LCD display, non-dispersive infrared sensor, visible/audible carbon dioxide alarm, alarm output relay and long time drift compensation. 0 to 2000ppm range. Includes 12V adapter and 4 AA batteries.

**No. IAQ50.** Features desktop or wall-mounting design.

**NO. IAQ55.** Features portable design and auto shut-off.

| Order No. | CO <sub>2</sub> Accuracy ppm |
|-----------|------------------------------|
| IAQ50     | ± 50 ± 5%                    |
| IAQ55     | ± 75 ± 5%                    |

## CARBON MONOXIDE METERS



Features backlit LCD, automatic calibration, max and data hold, auto power off and audible alarm. Includes 9V battery.

| Order No. | Measurement Range ppm | Accuracy ppm  |
|-----------|-----------------------|---|
| CO1000    | 0 to 1000             | 5% (0 to 100)<br>or ± 10,<br>10% (> 100)<br>or ± 10 |

## LEAK DETECTORS

### Combustible Gas

Detects combustible gas and static electricity. Features audible and visual alarms. Requires (2) AAA batteries.

| Order No. | Temp. Range °F / °C   | RH Range %  |
|-----------|-----------------------|-------------|
| CL50      | 14 to 122 / -10 to 50 | 95 or lower |



## DUAL DIGITAL MANOMETERS



For use in testing for leaks in low-pressure gas systems. Features dual input, data hold, LCD with backlight and auto power off. Provides resolution to 0.01" and displays 11 units of measure. Includes 9V battery and soft carrying case.

| Order No. | Range In. WC |
|-----------|--------------|
| DDM55     | -55 to 55    |

## MOISTURE TEST METERS



For use in detecting moisture levels in virtually all materials. Features dual scale, dual piercing probes and 3' coiled cable.

| Order No. | Moisture Level % RH |
|-----------|---------------------|
| MTM1028   | 10 to 28            |

## WATER ALARMS

### Remote Sensor



For use in warning of water leaks and overflows. Features 85dB alarm. Wall mountable alarm also has dual-position remote sensor with 6' wire and test button.

| Order No. | Desc.                        |
|-----------|------------------------------|
| WA100     | Water alarm w/ remote sensor |

## TEMPERATURE RECORDERS



For use in refrigerators/freezers in laboratory and environmental applications. Features programmable speed and temperature ranges. Measures and records temperatures in air, gas, liquids, powders, solids and semi-solids. -40°F to 120°F temperature range.

### Temperature Recorder

| Order No. | Volts      | Hz.     |
|-----------|------------|---------|
| CR87B     | 110 to 120 | 50 / 60 |

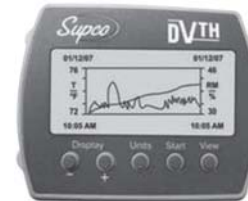
### Accessories

60 per box.

| Order No. | Desc.                  |
|-----------|------------------------|
| CR87-2    | 24-hour run time chart |
| CR87-8    | 7-day run time chart   |

## DATA LOGGERS

### Data View



Records and displays trends in temperature, humidity and dew point. Features text and graph displays, visual over and under alarms for temperature and humidity, USB connection and software calibration. Includes USB cable.

| Order No. | Dim. In.       | Operating Temp. °F / °C |
|-----------|----------------|-------------------------|
| DVTH      | 4 x 3.05 x 1.5 | 15 to 150 / -10 to 65   |

## TEMPERATURE & HUMIDITY LOGGERS

### Super Vision Series – 5-in-1



For use in monitoring temperature, humidity or switches, with programmability for each. Features up to (4) input channels, reading intervals from 1 to 120 minutes, (4) printing modes and remote alarm dialer contacts. Battery backup. Measures 8.2" x 5.3" x 2.7". Includes (2) 33' probes.

| Order No. | Input Volts |
|-----------|-------------|
| VLT4115   | 115         |

Electrolux & Frigidaire

GE & Hotpoint

Whirlpool & Maytag

Cooking & Gas Products

Dishwasher, Disposer & Water Heater

Laundry

Refrigeration

Fittings, Venting & Installation

Electrical

Plumbing

Property Maintenance

Motors

HVAC/R

Chemicals

Charging, Recovery & Welding

Test Equip., Tools & Service Acc.

# Data Loggers & Temperature Alarms



## TEMPERATURE LOGGERS

### LOGiT Series



LT2

LTT



LTC

LTH

Stores more than 10,000 measurement points. Features adjustable sample rate, user identification, real-time data monitoring, over/under alarm threshold settings and 20-month battery life. Provides graphic or text data.

**No. LT2.** Provides internal and external temperature measurement simultaneously.

**No. LTT.** Provides (2) independent external temperature measurements and temperature differential. Includes (2) DLTP6 sensors.

**No. LTC.** Provides internal and external (J, K, E, T, R, S thermocouples) temperature measurement.

**No. LTH.** Provides integral temperature, humidity and dew point measurements.

| Order No. | Desc.                                |
|-----------|--------------------------------------|
| LT2       | Internal/external temperature logger |
| LTT       | Dual temperature logger              |
| LTC       | Thermocouple temperature logger      |
| LTH       | Temperature & humidity logger        |

## PRESSURE & TEMPERATURE LOGGERS

### LOGiT Series



For use in measuring external pressure and temperature.

| Order No. | Desc.                           |
|-----------|---------------------------------|
| LPT       | Pressure and temperature logger |

## CURRENT & VOLTAGE LOGGERS

### LOGiT Series



For use monitoring simultaneous single phase current and voltage.

| Order No. | Desc.                      |
|-----------|----------------------------|
| LCV       | Current and voltage logger |

## DATA LOGGER SOFTWARE & INTERFACES

### LOGiT PC



PC software on CD ROM. Compatible with Windows 95 and above. Features graphic and text data, (3) memory modes, real-time monitoring, password protected calibration per channel and data exportable to text or Excel.

| Order No. | Interface | Includes          |
|-----------|-----------|-------------------|
| LLS       | LINT      | Serial port cable |
| LLSU      | LINTU     | USB cable         |

## RECORDER PROBES



KTH

**No. KTH.** Includes temperature & humidity probe, extendable up to 25'.

**No. KTT.** Provides (2) independent temperature measurements. Includes (2) temperature probes, adapter and connecting cable.

| Order No. | Temp. Range °F / °C    | RH Range % |
|-----------|------------------------|------------|
| KTH       | -40 to 130 / -40 to 55 | 0 to 95    |
| KTT       | -40 to 130 / -40 to 55 | -          |

## MINIATURE DATA LOGGERS

### SL Series



SL300TH

SL400TH

**No. SL300TH.** Features PC/delayed start/push button recording control, alarm, real-time monitoring, simultaneous graph/text display and software calibration. Measures temperature, humidity and dew point simultaneously. CE approved.

**No. SL300T.** Features PC/delayed start/push button recording control, alarm, real-time monitoring, simultaneous graph/text display and software calibration. Measures temperature only. CE approved.

**No. SL400T.** Features real-time monitoring on display, 43,344 sample point capacity, selectable language and °F/°C. Measures 3" x 1-3/5" x 3/5". Includes USB standard interface with USB cable.

**No. SL400TH.** Features real-time monitoring on display, 43,344 sample point capacity, selectable language and °F/°C. Measures 3" x 1-3/5" x 3/5". Compatible with Windows™ 98SE, ME, 2000, XP, Vista and 7 32- and 64-bit systems. Not compatible with Windows™ 95 or NT.

| Order No. | Temp. Range °F / °C    | RH Range % |
|-----------|------------------------|------------|
| SL300TH   | -40 to 160 / -40 to 70 | 0 to 99    |
| SL300T    | -40 to 185 / -40 to 85 | -          |
| SL400T    | -4 to 140              | -          |
| SL400TH   | -4 to 140              | -          |

## TEMPERATURE ALARMS



Features digital display, over/under mode indicator, alarm set point, adjustable temperature range, backlit display and 90dB alarm. Built-in terminals allow remote alarm or phone dialer connection.

| Order No. | Temp. Range °F/°C      |
|-----------|------------------------|
| TA33      | -40 to 160 / -40 to 71 |



# Clamp-On Meters, Leak Detectors & Multimeters



## CLAMP METERS

### Digital – Phoenix Prime



Measures amperage, voltage, resistance/continuity, capacitance and frequency. Features backlit display, built-in worklight, magnetic mount, MIN/MAX readings, data hold function, automatic shutoff, and detachable clamp head with test lead holder. Includes test leads, batteries and zippered carrying case. UL listed.

| Order No.    | Operating Temp. °F | Operating RH % |
|--------------|--------------------|----------------|
| <b>DL369</b> | 32 to 113          | 0 to 80        |

## CLAMP METERS

### Digital – Phoenix Pro



Measures amperage, voltage, resistance/continuity, capacitance and frequency/duty cycle. Features backlit dual display, built-in worklight, magnetic mount, MIN/MAX readings, data hold function, automatic shutoff, and detachable clamp head with test lead holder. UL listed.

| Order No.    | Operating Temp. °F | Operating RH % |
|--------------|--------------------|----------------|
| <b>DL379</b> | 32 to 113          | 0 to 80        |

## LEAK DETECTORS

### Combustible Gas



Features 18" sensor with light in tip to illuminate search area. Adjustable audio and video tick rate. Headphone jack.

| Order No.     | Min. Detect. PPM |
|---------------|------------------|
| <b>CD100A</b> | 50               |

## COMBUSTION ANALYZER KITS



Measures O2 and stack temperature. Calculates efficiency, CO2 and excess air. Features backlit display, MIN/MAX record, boot with integral magnet, infrared printer port and 16-position memory. Includes infrared printer, AC adapter, thermal printer paper, particle filter and carrying case.

| Order No.     | Desc.                   |
|---------------|-------------------------|
| <b>C75KIT</b> | Combustion analyzer kit |

## CLAMP-ON METERS

### Analog



Measures AC amps, AC and DC voltage, ohms and temperature. Features (10) ranges, color coded, high resolution scale plate, pointer-lock switch and 1-1/4" capacity jaw.

| Order No.   | Accuracy |
|-------------|----------|
| <b>MCP4</b> | ±3%      |

## DIGITAL MULTIMETERS



Measures AC or DC volts and current, and resistance. Features EasyView display, diode check function, Max. capture mode, data hold, and range, function and low battery indicators. UL and CE listed.

| Order No.     | Max. Volts AC/DC |
|---------------|------------------|
| <b>DM383B</b> | 750/1000         |

## DIGITAL MULTIMETERS

### ElectroMate™



Measures AC and DC volts, continuity and resistance. Features manual ranging and digital display. UL and CE listed.

| Order No.    | Accuracy |
|--------------|----------|
| <b>DM200</b> | ±1.5%    |

## ANALOG MULTIMETERS



Measures AC and DC volts, microamps, milliamps, ohms and temperature. Features (21) ranges, high resolution, color coded and mirrored scales and flame safeguard testing mode.

| Order No.    | Desc.             |
|--------------|-------------------|
| <b>M110A</b> | Analog multimeter |

## INFRARED THERMOMETERS



INF165      INF195

Features 12:1 distance-to-spot ratio. Includes holster and batteries.

**No. INF165.** Features selectable emissivity (0.70, 0.95), max value capture and auto off.

**No. INF195.** Features min/max/differential, average, (3) emissivity levels (0.30, 0.70, 0.95), user adjustable hi/low alarm and K-type thermocouple input.

| Order No.     | Temp. Range °F |
|---------------|----------------|
| <b>INF165</b> | -36.4 ~ 689    |
| <b>INF195</b> | -76 ~ 1022     |

Electrolux & Frigidaire

GE & Hotpoint

Whirlpool & Maytag

Cooking & Gas Products

Dishwasher, Disposer & Water Heater

Laundry

Refrigeration

Fittings, Venting & Installation

Electrical

Plumbing

Property Maintenance

Motors

HVAC/R

Chemicals

Charging, Recovery & Welding

Test Equip., Tools & Service Acc.

# Psychrometers, Thermometers & Leak Detectors



## DIGITAL PSYCHROMETERS



Measures temperature, humidity, dew point and wet and dry bulb. Features triple display, electronic capacitance polymer film sensor with cap, hold, Min./Max modes, selectable temperature scale, reset button, low battery indicator and automatic power off with bypass.

| Order No. | Temp. Range °F |
|-----------|----------------|
| DTH31     | -4 to 122      |

## TEMPERATURE/HUMIDITY LOGGERS



Features USB interface, magnetic mount and alarm LEDs with user selectable values. Instant or manual start. Includes analysis software (Windows™ 64-bit compatible) and 3.5V lithium battery.

| Order No. | Data Points                      |
|-----------|----------------------------------|
| THL2      | 32,000 (16,000 temp., 16,000 RH) |

## DIGITAL THERMOMETERS

Pocket



PDT550



550B

Features Min./Max. and data hold modes and automatic power off. Temperature range: -58°F to 572°F. CE and NSF listed. No. PDT550. Features integral magnetic mount. Includes battery and probe cover. No. 550B. Features protective boot and magnet. Includes hard case sleeve with pocket clip.

| Order No. | Desc.           |
|-----------|-----------------|
| PDT550    | Waterproof      |
| 550B      | Water resistant |

## REFRIGERATOR/FREEZER THERMOMETERS



Features bold numbers. Stands alone or hangs. Accuracy: ±1 division, 2° divisions.

| Order No. | Temp. Range °F |
|-----------|----------------|
| RFT2A     | -20 to 80      |

## OVEN THERMOMETERS

Features stainless steel frame and dial type face with 25°F per division. Stands alone or hangs.

| Order No. | Temp. Range °F |
|-----------|----------------|
| DOT2A     | 200 to 550     |



## DIAL THERMOMETERS

Pocket



Features stainless steel construction, magnifying plastic dial cover, and recalibration nut. 1" dia. dial. ±1 division accuracy. Watertight.

| Order No. | Temp. Range °F |
|-----------|----------------|
| T160      | -40 to 160     |
| T220      | 0 to 220       |

## DIGITAL THERMOMETERS

Pocket – Folding



Features stainless steel, fold-out probe, digital display, Min/Max record, automatic power off and integral magnetic mount. Exposed tip reads temperature in closed position.

| Order No. | Temp. Range °F |
|-----------|----------------|
| PDT650    | -58 to 572     |

## MICROWAVE LEAK DETECTORS



Measures mV/cm<sup>2</sup>. Features color coded scale and attached wand.

| Order No. | Frequency MHz |
|-----------|---------------|
| MW1AK     | 2450          |

## REFRIGERANT LEAK DETECTORS

Detects all halogen refrigerants and blends. Features 2-position sensitivity selector, color scaled LED array, audible tick rate, and gooseneck probe. Automatically zeros when powered on. Requires 9V battery (not included).



| Order No. | Probe Lgth. In. |
|-----------|-----------------|
| RLD10     | 18-1/2          |

## REFRIGERANT LEAK DETECTORS

Agent 1



Detects industry standard refrigerants, including HFC, HCFC, CFC and hydrocarbon blends. Features 3 sensitivity levels, digital indicator, LED alarm, and automatic calibration and ambient level reset. Includes 5 sensor filters, leak test vial, (4) AA batteries, manual and case with foam lining. CE certified.

| Order No. | Dim. In. H x W x D | Probe Lgth. In. |
|-----------|--------------------|-----------------|
| RLD15     | 9 x 4 x 2          | 17              |

## SUPERHEAT/SUBCOOL METERS

Measures temperature and pressure, and calculates superheat/subcool. For use with R22, R134A, R404A and R410A refrigerants. Includes pipe clamp temperature probe and T-fitting.



| Order No. | Pressure Range PSI | Temp. Range °F |
|-----------|--------------------|----------------|
| SSM1      | 0 to 500           | -40 to 400     |

## CARBON MONOXIDE DETECTORS

CO Detective 1



Measures and monitors CO levels in ambient air. Features backlit display, audible and visual alarms, max. capture mode, and low battery indicator. Auto zeros when powered on.

| Order No. | Range PPM |
|-----------|-----------|
| CO71A     | 0 to 999  |



# Rotation Indicators, Test Leads & Tools Cases



## ROTATION INDICATORS

### Digital Phase

Detects rotary field of three-phase systems. Features three-phase indication, indication of phase rotation and clear LCD display. Includes instruction manual, leads and soft case. Requires no battery. CAT III- 600V; CAT IV-300V.



| Order No. | Nom. Voltage V AC | Freq. Hz  | Curr. Pickup mA | Temp. °F (°C)       |
|-----------|-------------------|-----------|-----------------|---------------------|
| MA-12701  | 40 to 690         | 15 to 400 | 1               | 32 to 104 (0 to 40) |

## ROTATION INDICATORS

### Motor & Phase



Determines motor-rotation direction and detects rotary field of three-phase systems. Includes battery, leads, instruction manual and soft case. CAT III-600V.

| Order No. | Nom. Voltage V AC | Freq. Hz | Test Current mA  | Temp. °F (°C)       |
|-----------|-------------------|----------|------------------|---------------------|
| MA-12702  | 1 to 400          | 2 to 400 | <3.5 (per phase) | 32 to 104 (0 to 40) |

## FLOOD ALERTS

Detects water overflow in bathrooms, cellars, water heaters, sinks, washing machines and other locations. Alarm triggered when water reaches sensor. Features LED alert and loud audible buzzer. Includes sensor cable and (2) AA batteries.



| Order No. | Cable Length In. |
|-----------|------------------|
| MA-1665A  | 112              |

## LCD MOISTURE INDICATORS



For use with wood, drywall or concrete. Features hold switch, low-battery indicator, hold icon display and protective cover. Includes replaceable test probe pins and battery (LR44).

| Order No. | Moisture Range |
|-----------|----------------|
| MA-MMD3E  | 0 to 100%      |



## TEST LEADS

For use with multimeters. Insulated. UL listed.

| Order No. | Desc.     |
|-----------|-----------|
| ATL55     | Test lead |



## TEMPERATURE PROBES



ATT29A



ATT19

| Order No. | Desc.  |
|-----------|--|
| ATT29A    | K-type; 4-ft. standard teflon coated; FDA approved |
| ATT19     | J-type; oven clip, flat blade, 48" cord            |

## TOOL CASES

### Soft

| Order No. | Size  | Dim. In. H x W x D     |
|-----------|-------|------------------------|
| AC319     | Small | 7-1/2 x 5-1/2 x 2-1/2  |
| AC519     | Large | 10-1/2 x 5-1/2 x 2-1/2 |



## TOOL BAGS

### With Rubber Base



| Order No. | Color     |
|-----------|-----------|
| MA-13025  | Red/Black |

## TOOL CASES

### Light Executive

For use with meters, testers and lightweight tools. Includes dividers, aluminum color panels and aluminum trim.

| Order No. | Dim. In.    |
|-----------|-------------|
| MA-5TCA   | 18 x 13 x 6 |



Electrolux & Frigidaire

GE & Hotpoint

Whirlpool & Maytag

Cooking & Gas Products

Dishwasher, Disposer & Water Heater

Laundry

Refrigeration

Fittings, Venting & Installation

Electrical

Plumbing

Property Maintenance

Motors

HVAC/R

Chemicals

Charging, Recovery & Welding

Test Equip., Tools & Service Acc.

# Carrying Pouches & Dollies

**MA-LINE**  
MONTI AND ASSOCIATES, INC.

## CARRYING POUCHES



Features black nylon construction. Includes belt loop and strap.

| Order No. | Dim. In.<br>L x W x D |
|-----------|-----------------------|
| MA-MC123  | 12 x 6 x 2            |

**YEATS®**

## APPLIANCE DOLLIES

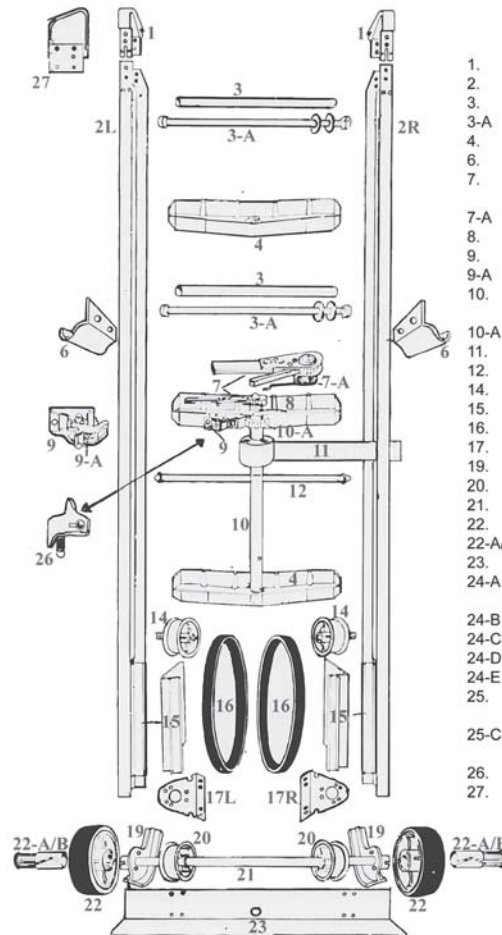


For moving large or oversized appliances. Features dual straps for securing load and (4) wheels.

| Order No. | Ht. In. |
|-----------|---------|
| M-9       | 71      |

**YEATS®**

## APPLIANCE DOLLY PARTS LIST



### PARTS LIST

1. Top Handle
2. Side Rail (L or R) Specify Model
3. Spacer
- 3-A. Spacer Bolt
4. Cross Member (w/o latch)
6. Side Handles
7. Ratchet Handle  
(w/ spring, bolt & washer)
- 7-A. Ratchet Return Spring
8. Middle Cross Member (w/thumb latch)
9. Thumb Latch (w/bracket & spring)
- 9-A. Thumb Latch Spring
10. Vertical - Shaft & Holding Gear  
Specify Model & Location
- 10-A. Holding Gear (only) with pin
11. Dolly Strap (web strap)
12. Web-strap Support Rod
14. Top Pulley
15. Glide Belt Slide
16. Glide Belts
17. Axle Bracket
19. Side Rail Base (Specify Left or Right)
20. Lower Pulley
21. Axle
22. Wheel, complete with bearing
- 22-A/B. Wheel Bearing and Sleeve
23. Nose Plate (lip) Specify Model
- 24-A. Felt Pad Set (complete with cement)  
Specify Model
- 24-B. Lower Felt Pad (for nose plate)
- 24-C. Upright Felt Pad (Specify Model)
- 24-D. Center Felt Pad
- 24-E. Rubber Cement
25. Plastic Pad Set (complete with cement)  
Specify Model
- 25-C. Upright Plastic Pad (Left or Right)  
Specify Model
26. Thumb Latch with Spring
27. Replacement Top Handle

# Appliance Dollies, Blower Wheel Pullers & Caulking Guns

## YEATS®

### APPLIANCE DOLLIES



For moving freezers, refrigerators or commercial boxes.

| Order No. | Ht. In. |
|-----------|---------|
| M-16      | 65      |

### APPLIANCE DOLLIES



For use with tall appliances.

#### Appliance Dollies

| Order No. | Ht. In. |
|-----------|---------|
| M-18      | 79      |

No. #30. Attaches to existing nose plate; allows moving of wide appliances. 26" width.  
No. #23. Pre-felted design with stud bolts; attaches without glue or riveting.

#### Accessories

| Order No. | Desc.                     |
|-----------|---------------------------|
| 30        | Nose plate width expander |
| 3P        | Padded spacer grips       |
| 23        | Rivetless nose plate      |

## YEATS®

### APPLIANCE DOLLIES

#### Shorty



For moving televisions, room air conditioners and other small appliances. Features single strap and ratchet for securing load.

| Order No. | Ht. In. |
|-----------|---------|
| M-5       | 47      |

### APPLIANCE DOLLIES

#### Standard



For moving water heaters, refrigerators, stoves and other appliances. Features single strap and ratchet for securing load.

| Order No. | Ht. In. |
|-----------|---------|
| M-7       | 59      |

### APPLIANCE DOLLY HANDLES

#### Two-Man



Enables side-by-side lifting and maneuvering of heavy or bulky objects. Features cushioned brackets to prevent floor damage when dolly is laid horizontally.

| Order No. | Desc.                     |
|-----------|---------------------------|
| 44        | Two-man handle attachment |

### APPLIANCE DOLLIES

#### Two-Strap



For moving tall or short appliances. Features dual straps and ratchets; can be used in (4) operating positions.

| Order No. | Ht. In. |
|-----------|---------|
| M-14      | 59      |

## YEATS®

### APPLIANCE DOLLY WHEELS

#### Big Wheel



Features aluminum brackets and 4-ply tires and tubes for operation on all types of terrain. Compatible with all Yeats appliance dollies.

| Order No.   | Desc.                  |
|-------------|------------------------|
| 33 BIGWHEEL | Appliance dolly wheels |



### BLOWER WHEEL PULLERS



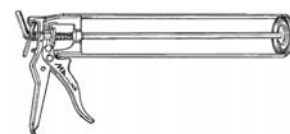
Removes blower wheel from shaft without damage to blower, blower motor or shaft.

| Order No. | Desc.                         |
|-----------|-------------------------------|
| SF3500    | Drive bolt shank & 1-1/4" hub |
| SF3510    | Drive bolt shank & 1-3/8" hub |
| SF3515    | 1-3/8" hub only               |
| SF3535    | 1-5/8" hub only               |
| SF3570    | Blower wheel puller kit       |

## MA-LINE

MONTE AND ASSOCIATES, INC.

### CAULKING GUNS



Steel construction.  
No. MA-102. Heavy-duty.

| Order No. | Desc.             |
|-----------|-------------------|
| MA-101    | E/Z Thrust        |
| MA-102    | Deluxe E/Z Thrust |

Electrolux & Frigidaire

GE & Hotpoint

Whirlpool & Maytag

Cooking & Gas Products

Dishwasher, Disposer & Water Heater

Laundry

Refrigeration

Fittings, Venting & Installation

Electrical

Plumbing

Property Maintenance

Motors

HVAC/R

Chemicals

Charging, Recovery & Welding

Test Equip., Tools & Service Acc.

# Cleaning Tools, Flashlights & Worklights



## CLEANING TOOLS

### Air Gap



Features wire loop handle.

| Order No. | Desc.                 |
|-----------|-----------------------|
| 60429     | Air gap cleaning tool |



## REFRIGERATION COIL BRUSHES



Features 1-1/2" and 3/4" bristle lengths.

| Order No. | Brush Lgth. In. | OAL In. |
|-----------|-----------------|---------|
| RCB1      | 12              | 27-1/2  |



## FLARING TOOLS

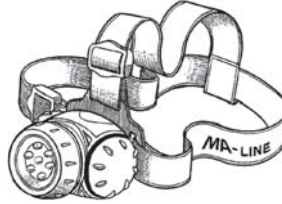


Includes vinyl pouch.

| Order No. | Tubing Dia. In. |
|-----------|-----------------|
| 45033     | 3/16 to 5/8     |



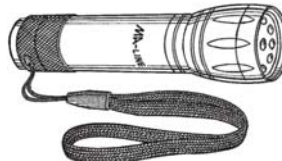
## LED HEADLAMPS



Features 1-, 3- and 7-LED position. Includes batteries.

| Order No. | Desc.        |
|-----------|--------------|
| MA-HML7   | LED headlamp |

## LED FLASHLIGHTS



MA-FL13089



MA-0620

Features rigid aluminum alloy body. Impact and water-resistant.

| Order No.  | LEDs | Includes                 |
|------------|------|--------------------------|
| MA-FL13089 | 9    | (3) AA batteries & pouch |
| MA-0620    | 5    | (1) AA battery & pouch   |

## FLASHLIGHT/WORKLIGHT



MA-FL6278



MA-FL296C

| Order No. | Description                  |
|-----------|------------------------------|
| MA-FL296C | 1 Watt LED + 1 Watt COB      |
| MA-FL6278 | 1 Watt LED + 3 Watt COB      |
| MA-FL6287 | 1 Watt LED + 3 Watt COB Side |



## LED FLASHLIGHTS

### Tri-Beam



Features 28 LEDs and aluminum alloy body. Includes (3) AAA batteries and nylon pouch with belt strap.

| Order No. | Desc.                   |
|-----------|-------------------------|
| MA-FL28L  | Tri-Beam LED flashlight |

## LED WORKLIGHTS

### 12/Counter Display



With "S" hook, stand and magnet. Includes (3) AAA batteries..

| Order No.   | Description                         |
|-------------|-------------------------------------|
| MA-AP181-12 | 4 LED Flashlight & 24 LED Worklight |

## FLASHLIGHTS

### UV w/Laser



Features (10) LEDs, (5) UV LEDs and (1) laser. Includes compass, (3) AAA batteries and strap.

| Order No.   | Desc.                  |
|-------------|------------------------|
| MA-UVFL15-1 | UV flashlight w/ laser |



# Flashlights & Worklights



## FLASHLIGHTS

### Laser/8 LED



Features 8-LED, 25-LED clusters and laser. Includes magnet on base and (3) AAA batteries.

| Order No. | Desc.                     |
|-----------|---------------------------|
| MA-AP3172 | 8-LED flashlight w/ laser |

## FLASHLIGHTS

### Extendable w/ Flexible Neck



Features (3) LEDs with magnet on head and magnet on base. Includes batteries.

| Order No. | Extended Lgth. In. |
|-----------|--------------------|
| MA-FL3    | 21                 |

## FLASHLIGHTS



Features (9) LEDs, impact-resistant aluminum alloy body and water-resistant construction. Includes pouch and (3) AA batteries.

| Order No.   | Desc.            |
|-------------|------------------|
| MA-FL13089A | 9-LED flashlight |



## UV FLASHLIGHT

### LED - Rechargeable



| Order No. | Volts |
|-----------|-------|
| 53518-UV  | 110   |

## UV FLASHLIGHT

### LED - Mini



| Order No. | Description        |
|-----------|--------------------|
| 53512-UV  | Mini UV Flashlight |

## UV FLASHLIGHT

### LED - COMPACT



| Order No. | Description           |
|-----------|-----------------------|
| 53517-UV  | Compact UV Flashlight |



## PEN LIGHTS



Features (6) LEDs. Includes magnet and clip.

| Order No. | Desc.     |
|-----------|-----------|
| MA-AP132  | Pen light |

## WORKLIGHTS



Features 24-LED worklight with 3-LED flashlight. Includes hook and magnet.

| Order No. | Desc.     |
|-----------|-----------|
| MA-OV24-3 | Worklight |

## LIGHTED MAGNIFIERS

MagLite®



| Order No. | Desc.          | Pkg. Qty. |
|-----------|----------------|-----------|
| MA-1001   | Magna-Lite Jr. | 12        |
| Ma-2001   | Magna-Lite Sr. | 1         |

Electrolux & Frigidaire

GE & Hotpoint

Whirlpool & Maytag

Cooking & Gas Products

Dishwasher, Disposer & Water Heater

Laundry

Refrigeration

Fittings, Venting & Installation

Electrical

Plumbing

Property Maintenance

Motors

HVAC/R

Chemicals

Charging, Recovery & Welding

Test Equip., Tools & Service Acc.

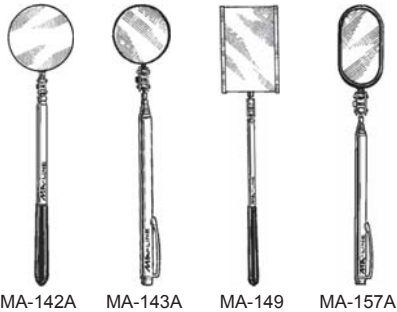


# Mirrors, Work Lights & Trouble Lights



## INSPECTION MIRRORS

Telescoping



| Inspection Mirrors |  |               |                  |
|--------------------|--|---------------|------------------|
| Order No.          | Desc.  | Size In.      | Handle Lgth. In. |
| <b>Round</b>       |  |               |                  |
| <b>MA-142A</b>     | –  | 2-1/4         | 9-1/4 to 14-1/4  |
| <b>MA-142MA</b>    | Magnified                                    | 2-1/4         | 9-1/4 to 14-1/4  |
| <b>MA-143A</b>     | w/ Pocket clip and insulated head            | 1-1/4         | 7 to 19          |
| <b>MA-143M</b>     | Magnified, w/ pocket clip and insulated head | 1-1/4         | 7 to 19          |
| <b>Rectangular</b> |  |               |                  |
| <b>MA-149</b>      | –  | 2-1/8 x 3-1/2 | 11 to 15-1/2     |
| <b>Oval</b>        |  |               |                  |
| <b>MA-157A</b>     | w/ Pocket clip and insulated head            | 1 x 2         | 7 to 19          |

## INSPECTION MIRRORS

Round Telescopic



Features (2) LEDs. Extends to 34-1/4".

| Order No.      | Mirror Dia. In. | Length In. |
|----------------|-----------------|------------|
| <b>MA-IM30</b> | 3               | 11-1/8     |

## INSPECTION MIRRORS

Swivel Head



Includes Light.

| Order No.      | Desc.                       |
|----------------|-----------------------------|
| <b>MA-IM12</b> | Swivel head mirror w/ light |



## TELESCOPING MIRRORS



Features double-ball-joint head adjustment and extendable/retractable design. Includes carry pouch.

No. **IMK3**. Includes match clip, magnet, 2" round mirror and pouch.

| Order No.   | Desc.                                     | Extended Lgth. In. |
|-------------|---|--------------------|
| <b>IM1</b>  | 1-1/4" round w/ pocket clip               | 27                 |
| <b>IM2</b>  | 1" x 2" oval w/ pocket clip               | 28                 |
| <b>IM3</b>  | 2-1/4" round w/ vinyl grip                | 14-1/2             |
| <b>IM4</b>  | 2-1/4" round magnifying w/ vinyl grip     | 14-1/2             |
| <b>IM5</b>  | 2-1/4" x 3-1/4" rectangular w/ vinyl grip | 15-1/2             |
| <b>IMK3</b> | Combination tool w/ pocket clip           | 27                 |
| <b>CT-1</b> | Heavy-duty match clip, pocket clip        | 26                 |



## TROUBLE LIGHTS



Features metal guard switch and outlet. 16/3 SJT. UL listed.

| Order No.       | Lgth. Ft. |
|-----------------|-----------|
| <b>MA-71493</b> | 25        |
| <b>MA-70343</b> | 50        |

## WORK LIGHTS

Magnetic



Magnetic base holds up to 50-lbs. on any metal surface. Lamp head swivels 180°. Features metal guard, 3-wire grounding outlet and 25-ft. cord. UL listed.

| No.               | Max. Bulb Watts |
|-------------------|-----------------|
| <b>MA-748325A</b> | 75              |

# Hole Saw Kits, Pipe Cutters & Pliers



## HOLE SAW KITS

Magnetic



No. **MA-NS1000**. Includes (6) hole saws, NS1 and NS2 arbors in plastic case.

No. **MA-NS2000**. Includes (9) hole saws, NS1, NS2 and NS3 arbors with pilot drill and plastic case.

| No.              | Saw Sizes<br>In.   |
|------------------|--|
| <b>MA-NS1000</b> | 3/4, 7/8, 1-1/8, 1-1/2,<br>1-3/4 & 2-1/4                     |
| <b>MA-NS2000</b> | 3/4, 7/8, 1-1/8, 1-3/8,<br>1-1/2, 1-3/4, 2, 2-1/4<br>& 2-1/2 |



## PIPE CUTTERS

PVC



For use on PVC, CPVC and plastic pipe. Metal construction with pushbutton blade release. Can be used one-handed.

| Order No.    | Pipe Dia. In. |
|--------------|---------------|
| <b>45132</b> | 1/2 to 1-1/4  |

Our daily objective is to meet and greet our customers in a prompt, kind and courteous manner.



## PIPE CUTTERS

PEX & Plastic



For use on PEX or plastic pipe and non-metallic hose. Aluminum construction with replaceable stainless steel blade.

Pipe Cutters

| Order No.    | Pipe Dia. In. |
|--------------|---------------|
| <b>95117</b> | Up to 1-1/2   |

Replacement Blades

| Order No.    | Pkg. Qty. |
|--------------|-----------|
| <b>95118</b> | 5         |



## PIPE CUTTERS

Ratchet Style



For cutting PVC pipe.

Pipe Cutters

| Order No.     | Max. Pipe Dia. In. |
|---------------|--------------------|
| <b>MA-S25</b> | 1                  |
| <b>MA-L42</b> | 1-1/4              |
| <b>MA-L50</b> | 2                  |



## PIPE CUTTERS

PVC



For use in cutting plastic pipe including PVC, CPVC and polyethylene. Features ratchet action and long-lasting blade. Cuts up to 1-5/8" O.D.

| Order No.    | Desc.           |
|--------------|-----------------|
| <b>70078</b> | PVC pipe cutter |



## WIRE STRIPPERS



MA03200-2

MA03203-2

| Order No.        | Desc.                       |
|------------------|-----------------------------|
| <b>MA03200-2</b> | Crimping tool               |
| <b>MA03203-2</b> | Deluxe wire stripper/cutter |

## PINCH-OFF TOOLS

Locking



| Order No.     | Desc.                  |
|---------------|------------------------|
| <b>MA-1RR</b> | Locking pinch-off tool |



## CLAMP PLIERS

Klamplier



For installing and removing double-ring wire clamps on washers and dishwashers.

| Order No.   | Desc.        |
|-------------|--------------|
| <b>KP-2</b> | Clamp pliers |

Electrolux & Frigidaire

GE & Hotpoint

Whirlpool & Maytag

Cooking & Gas Products

Dishwasher, Disposer & Water Heater

Laundry

Refrigeration

Fittings, Venting & Installation

Electrical

Plumbing

Property Maintenance

Motors

HVAC/R

Chemicals

Charging, Recovery & Welding

Test Equip., Tools & Service Acc.

# Pliers



## PLIERS

### Diagonal – Fierce



Features drop-forged steel construction with cushion grips.

| Order No. | Lgth. In. |
|-----------|-----------|
| 40172     | 6-1/2     |
| 40173     | 7-1/2     |

## PLIERS

### Groove Joint – Irwin®



Features right-angle teeth to grip in all directions. Nickel chromium steel construction. Meets ANSI specifications.

| Order No. | Lgth. In. |
|-----------|-----------|
| 85397     | 8         |
| 85398     | 10        |
| 85399     | 12        |



## HOSE PLIERS



For tightening and loosening hoses; can be used on washers with indented water valves.

| Order No. | Lgth. In. |
|-----------|-----------|
| THP-1     | 3-3/4     |



## PLIERS

### Linemen's – Fierce



Features drop-forged steel construction with cushion grips.

| Order No. | Lgth. In. |
|-----------|-----------|
| 40169     | 7         |
| 40171     | 8         |

## PLIERS

### Locking – Fierce



Features drop-forged steel construction with cushion grips.

| Order No. | Lgth. In. |
|-----------|-----------|
| 40177     | 7         |
| 40178     | 10        |

## PLIERS

### Long Nose – Fierce



Features drop-forged steel construction with cushion grips.

| Order No. | Lgth. In. |
|-----------|-----------|
| 40174     | 5-1/2     |
| 40175     | 6-1/2     |
| 40176     | 8         |



## PLIERS

### Slip Joint – Fierce



Features drop-forged steel construction with cushion grips.

| Order No. | Lgth. In. |
|-----------|-----------|
| 40179     | 6         |
| 40181     | 8         |

## PLIERS

### Tongue & Groove – Fierce



Features drop-forged steel construction with cushion grips.

| Order No. | Lgth. In. |
|-----------|-----------|
| 40182     | 8         |
| 40183     | 10        |
| 40184     | 12        |

**Not all the products we carry are listed in this catalog. If you don't see what you're looking for, please contact your local branch for assistance.**

# Plungers & Screwdriver Sets



## PLUNGERS

### Force Cup



Features 21" wood handle.

| Order No. | Desc.                | Cup Size In. |
|-----------|----------------------|--------------|
| 40281     | Heavy-duty, dual cup | 5-7/8        |
| 40285     | Standard             | 5-1/2        |



## RETRIEVAL TOOLS

### Magnetic



Features stainless steel shaft, swivel head and non-slip cushion grip. 10-lb. pickup capacity.

| Order No. | Handle Lgth. In. |
|-----------|------------------|
| MA-159A   | Up to 32         |



## SCREWDRIVERS

### 6-in-1 – Fierce



Features cushion grip handle. Includes #1 Phillips x 3/16" slotted and #2 Phillips x 1/4" slotted chrome vanadium bits; can be used as 1/4" and 5/16" nutdriver with bit removed.

| Order No. | Desc.              |
|-----------|--------------------|
| 40199     | 6-in-1 Screwdriver |



## RATCHET SCREWDRIVERS

### 20-in-1



Features comfort-grip handle, bit storage compartment and (3) ratchet driver settings. Set includes (14) magnetized interchangeable bits, (2) valve core extractors, (3) nut drivers and wire bender..

| Order No. | Desc.                         |
|-----------|-------------------------------|
| 20N1RSD   | Multi-tip ratchet screwdriver |

## SCREWDRIVER SETS

### Jewelers' – Fierce



Constructed with chrome vanadium blades.

| Tip Size        | Contents | Lgth. In. |
|-----------------|----------|-----------|
| <b>Phillips</b> |          |           |
| #0              |          | 3         |
| #1              |          | 3         |
| #2              |          | 6         |
| #3              |          | 6         |
| <b>Slotted</b>  |          |           |
| 1/8"            |          | 3         |
| 5/32"           |          | 3         |
| 3/16"           |          | 5         |
| 1/4"            |          | 6         |
| 5/16"           |          | 8         |

| Order No. | Desc.                            |
|-----------|----------------------------------|
| 40187     | 11-Pc. jewelers' screwdriver set |



## RATCHET SCREWDRIVERS

### 6-in-1



Features ratchet action and (3) settings: forward, manual and backward.

| Order No. | Bit Sizes In.   |
|-----------|---|
| SR6N1     | Slotted 3/16 and 1/4,<br>Phillips #1 & #2,<br>Nut driver 1/4 & 5/16 |



## SCREWDRIVER SETS

### 8-Piece



Includes (4) slotted and (4) Phillips screwdrivers.

| Order No. | Slotted Size In.   | Phillips Size In.   |
|-----------|--|---|
| MA-AP8SD  | 1/4 (1-1/2" shank), 1/8 (3" shank), 3/16 (4" shank) & 1/4 (6" shank) | #2 (1-1/2" shank), #0 (3" shank), #1 (4" shank) & #2 (6" shank) |

Electrolux & Frigidaire

GE & Hotpoint

Whirlpool & Maytag

Cooking & Gas Products

Dishwasher, Disposer & Water Heater

Laundry

Refrigeration

Fittings, Venting & Installation

Electrical

Plumbing

Property Maintenance

Motors

HVAC/R

Chemicals

Charging, Recovery & Welding

Test Equip., Tools & Service Acc.

# Screwdriver Sets & Wrench Sets



## SCREWDRIVER SETS

6-in-1



Consists of (2) Phillips tips, (2) slotted tips and (2) nut drivers. Features heavy-duty rubber grip.

| Order No.  | Desc.           |
|------------|-----------------|
| MA-9358    | Screwdriver set |
| MA-9358-12 | 12 Pack         |

## MULTI-BIT & DRIVER KITS

6-in-1



Features 29 pieces. Includes assorted bits with driver and extension.

| Order No. | Desc.                  |
|-----------|------------------------|
| MA-290    | Multi-bit & driver kit |

**Not all products are available at all branches.**

**Contact your local branch for availability.**



## SEAT EXTRACTOR SETS

4-Piece



For installation and removal of faucet seats. Includes ratchet wrench.

| Order No. | Desc.                    |
|-----------|--------------------------|
| 45161     | 4-Pc. seat extractor set |



## FURNACE LIGHTERS

Telescopic



| Order No. | Desc.                      |
|-----------|----------------------------|
| MA-185    | Telescopic furnace lighter |

## NUT DRIVER SETS

Hollow Shaft



Includes carrying case.

| Order No. | Size In.                                |
|-----------|---|
| MA-9355   | 3/16, 1/4, 5/16, 11/32, 3/8, 7/16 & 1/2 |



## NUT DRIVER KITS

16 Piece



| Order No. | Description  |
|-----------|--------------|
| MA-NDK16  | 16 Piece Kit |

## SOCKET SETS

19 Piece



1/4" and 3/8" sizes. Includes Rev. Ratchet Handle, Extension Bar, Adapter, Spark Plug Socket, Spinner Handle and Sockets.

| Order No. | Description             |
|-----------|-------------------------|
| MA-SOC19  | 19 Piece Ratcheting Set |

## WRENCH SETS

Flexible Ratchet Wrenches



| Order No. | Description                         |
|-----------|-------------------------------------|
| MA-FWP7   | Includes (7) standard size wrenches |



# Adapter Kits, Wrench Sets & Knives



## ADAPTER KITS

### Quick Change



Includes quick-change adapter, bit holder, (4) Phillips bits, (3) slotted bits, (2) Torx bits, (3) square-head bits, (5) hex-head bits, (7) drill bits, hex extension and plastic case.

| Order No. | Desc.       |
|-----------|-------------|
| MA-72066  | Adapter kit |

## HEX KEY ADAPTERS



Straight. Includes service wrench.

| Order No. | Desc.           |
|-----------|-----------------|
| MA-60613  | Hex key adapter |

## OFFSET WRENCHES



Features knuckle-saver design for use in tight spaces. 1/4" and 3/16" square opening at one end; 3/8" and 5/16" at the other.

| Order No. | Desc.         |
|-----------|---------------|
| MA-60616  | Offset wrench |

## WRENCH BIT KITS

### Reversible – Ratchet



Includes wrenches and adapters.

| Order No. | Description     |
|-----------|-----------------|
| MA-RRWBK  | Polished Finish |

## RATCHET BIT SETS

### Folding



| Order No. | Description |
|-----------|-------------|
| MA-FRBS8  | 8-Piece Set |

## HEX KEY ADAPTERS



| Order No. | Desc.           |
|-----------|-----------------|
| MA-60609  | Hex key adapter |

## WRENCH SETS

### Adjustable



| Order No. | Description                      |
|-----------|----------------------------------|
| MA-681012 | Includes sizes 6", 8", 10" & 12" |

## MAGNETIC CHUCKS

### Display Card for Counter Top



For electric drills and power screwdrivers.

| Order No.    | Description                                       |
|--------------|---|
| MA0353940-MX | Includes (12) 1/4" x 1-5/8" & (12) 5/16" x 1-5/8" |

## DUCTBOARD KNIVES



For use in cutting ductboard, flex-duct and insulation. Features two-sided blade: one side smooth, one side serrated. Heavy-duty stainless steel construction. Includes sheath.

| Order No. | Desc.           |
|-----------|-----------------|
| MA-KN74HD | Ductboard knife |

## SERRATED KNIVES

### Folding



Features lock-back action with safety lock.

| Order No. | Blade Lgth. In. | Closed Lgth. In. |
|-----------|-----------------|------------------|
| MA-AP890  | 2-3/4           | 4                |

Electrolux & Frigidaire

GE & Hotpoint

Whirlpool & Maytag

Cooking & Gas Products

Dishwasher, Disposer & Water Heater

Laundry

Refrigeration

Fittings, Venting & Installation

Electrical

Plumbing

Property Maintenance

Motors

HVAC/R

Chemicals

Charging, Recovery & Welding

Test Equip., Tools & Service Acc.

# Knives, Scrapers & Tubing Cutters



## VINYL TUBE CUTTERS



For use with vinyl tubing and garden hose.

| Order No. | Desc.              |
|-----------|--------------------|
| MA-VTC1   | Vinyl tube cutters |

## GASKET SCRAPERS



For use in scraping surfaces before installing new gaskets. Hard edge can be resharpened.

| Order No. | Desc.          |
|-----------|----------------|
| MA-72433  | Gasket scraper |

## CHISEL SCRAPERS



Features heavy-duty construction. Can be resharpened many times.

| Order No. | Blade Size In. |
|-----------|----------------|
| MA-72439  | 1-1/4          |



## PUTTY KNIVES



MA-72435



MA-72437

Features semi-flexible, angled blade for edge work.

| Order No. | Blade Size In. |
|-----------|----------------|
| MA-72435  | 1-1/4          |
| MA-72437  | 3              |



## SOCKET SETS

Plumbers'



Each socket fits (2) sizes. Boxed.

| Order No. | Desc.                      |
|-----------|----------------------------|
| 45041     | 5-Pc. plumbers' socket set |

## TAPE MEASURES

Power Lock – Fierce



Features nylon coated blade with 7-ft. stand-out, positive blade lock to prevent creeping, English graduations, and zinc alloy case.

| Order No. | Blade Width In. | Blade Lgth. Ft. |
|-----------|-----------------|-----------------|
| 85291     | 1               | 25              |



## TUBING CUTTERS



45025



45029

For cutting and deburring applications. **Mini.** For use in confined spaces on copper, aluminum or mild steel tubing.

| Order No.       | Tubing Dia. In. | Pkg.   |
|-----------------|-----------------|--------|
| <b>Standard</b> |                 |        |
| 45025           | 1/8 to 1-1/8    | Carded |
| <b>Mini</b>     |                 |        |
| 45029           | 1/8 to 5/8      | Bagged |
| 45027           | 1/8 to 7/8      | Bagged |

## TUBING CUTTERS

Zip Action



| Order No. | Tubing Dia. In. |
|-----------|-----------------|
| 45021     | 1/4 to 2-1/2    |

## UTILITY KNIVES

3-Position – Fierce



Includes 2 blades.

Utility Knives

| Order No. | Desc.                    |
|-----------|--------------------------|
| 55352     | 3-Position utility knife |

Replacement Blades

| Order No. | Pkg. Qty. |
|-----------|-----------|
| 40190     | 50        |

# Utility Knives & Wrenches



## UTILITY KNIVES

Quick Change – Fierce



Features fast blade release and onboard blade storage.

| Order No. | Desc.                      |
|-----------|----------------------------|
| 40185     | Quick change utility knife |

## ADJUSTABLE WRENCHES

Fierce



Features drop-forged steel construction with coated handle.

| Order No. | Lgth. In. |
|-----------|-----------|
| 40165     | 6         |
| 40166     | 8         |
| 40167     | 10        |
| 40168     | 12        |

## BASIN WRENCHES

Adjustable



Spring-loaded design with hardened jaw.

| Order No. | Lgth. In. |
|-----------|-----------|
| 45107     | 9 to 15   |



## BOX WRENCHES

B & MC



| Order No. | Desc.           |
|-----------|-----------------|
| W05       | Tank box wrench |



## WRENCHES

Dumbbell



For installation and removal of tub drains. Will not scratch surfaces.

| Order No. | Desc.           |
|-----------|-----------------|
| 45089     | Dumbbell wrench |

## ELEMENT WRENCHES

Water Heater



Includes bar handle.

| Order No. | Desc.                       |
|-----------|-----------------------------|
| 45059     | Water heater element wrench |



## ELEMENT WRENCHES

Water Heater – Heavy-Duty



Chrome steel construction. Includes 3/4" to 1/2" drive adapter.

| Order No. | Desc.                       |
|-----------|-----------------------------|
| 45058     | Water heater element wrench |

## WRENCHES

Garbage Disposer



Steel construction.

| Order No. | Desc.                   |
|-----------|-------------------------|
| 45101     | Garbage disposer wrench |

## PIPE WRENCHES

Heavy-Duty – Fierce



Features cast-iron handle with enamel finish.

| Order No. | Lgth. In. |
|-----------|-----------|
| 40155     | 10        |
| 40156     | 14        |
| 40157     | 18        |
| 40158     | 24        |

Electrolux & Frigidaire

GE & Hotpoint

Whirlpool & Maytag

Cooking & Gas Products

Dishwasher, Disposer & Water Heater

Laundry

Refrigeration

Fittings, Venting & Installation

Electrical

Plumbing

Property Maintenance

Motors

HVAC/R

Chemicals

Charging, Recovery & Welding

Test Equip., Tools & Service Acc.

**We appreciate your business!**

# Wrenches & Cleaning Brushes



## SPUD WRENCHES



Malleable iron construction.

| Order No. | Desc.                      |
|-----------|----------------------------|
| 45111     | Combination – adjustable   |
| 45117     | PO, plug & closet – 4-in-1 |

## STRAINER WRENCHES

Basket



Hardened steel construction.

| Order No. | Desc.                  |
|-----------|------------------------|
| 45165     | Basket strainer wrench |

## TORQUE WRENCHES



For use on nuts, worm drive clamps, test caps, and no-hub couplings. Features hex socket, reverse lever, and 60-lb. pressure release.

| Order No. | Hex Size In. |
|-----------|--------------|
| 45061     | 5/16         |



**Mastercool** Inc.

## TORQUE WRENCH KIT



| Order No. | Sizes                     |
|-----------|---------------------------|
| 70078     | 17, 22, 24, 26, 27, 29 mm |



## TUB NUT WRENCHES

Washer



| Order No. | Desc.          |
|-----------|----------------|
| ERTB123A  | Tub nut wrench |



## HEAT GUNS

Heat Shrink



Features flameless operation with on/off switch and (2) speeds. 1100°F (high); 600°F (low). 150V; 60Hz. UL listed; CSA and ROHS compliant.

**No. MA02525-3.** Includes heat gun, (3) different scraper styles, (4) different blower nozzles and carrying case.

| Order No. | Desc.         |
|-----------|---------------|
| MA02525-2 | Heat gun only |
| MA02525-3 | Heat gun kit  |

## CLEANING BRUSHES



| Order No.         | Desc.               | Size In. |
|-------------------|---------------------|----------|
| <b>27" Length</b> |                     |          |
| AMA-762           | Black               | 2        |
| AMA-763           | Synthetic horsehair | 2-1/2    |
| AMA-765           | Horsehair/Poly      | 2-1/2    |
| <b>48" Length</b> |                     |          |
| AMA-200           | Brass               | 2-1/8    |
| AMA-210           | Steel               | 2-1/8    |
| AMA-220           | Black fiber         | 2-1/8    |



## CLEANING BRUSHES

Refrigerator Coil



| Order No. | Length In. |
|-----------|------------|
| AMA-405   | 27         |

## GRILL CLEANING BRUSHES



Features scraper, stainless steel bristles and rubber grip.

| Order No. | Desc.                |
|-----------|----------------------|
| MA-46810  | Grill cleaning brush |



## INDUSTRIAL ADHESIVES

Magna Tack



Solvent-based, high solids formula produces quick tack and strong bond on insulation and smooth nonporous surfaces. Lower VOC content allows for sale in all 50 states.

| Order No. | Size Oz. | Case Qty. |
|-----------|----------|-----------|
| 5850      | 18       | 12        |



# Adhesives, Anchor Kits, Caulk & Cement



## SPRAY ADHESIVES

### Mean Green

High solids, pressure sensitive formula for quick tack and strong hold. Resistant to heat, cold and moisture.

| Order No. | Size Oz. | Case Qty. |
|-----------|----------|-----------|
| 5981      | 18       | 12        |



## ADHESIVES

### Stick-It!



Water-based formula for use on insulation, plastic, foam, rubber, paper, cloth, metal and wood. High solids content. Can be applied with roller, sprayer or brush.

| Order No. | Size Gal. | Case Qty. |
|-----------|-----------|-----------|
| 6678-41GL | 1         | 4         |



## ANCHOR KITS

### Plastic



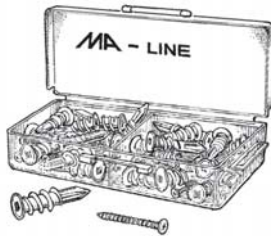
Includes drill bit, slotted pan head screws and anchors.

| Order No. | Anchor Size In. | Screw Size | No. Anchors |
|-----------|-----------------|------------|-------------|
| MA-8410   | 3/16 x 3/4      | 6-8        | 100         |
| MA-8411   | 1/4 x 1         | 10-12      | 100         |
| MA-8412   | 5/16 x 1-1/2    | 14-16      | 50          |



## ANCHOR KITS

### Self-Drilling



Includes (50) anchors and (50) 8 x 1-1/4" combination pan head screws.

| Order No. | Desc.   |
|-----------|---------|
| MA-8414   | Plastic |
| MA-8415   | Metal   |



## PAINT BRUSHES

### Chip - Disposable



Features natural bristles with wood handle.

| Order No. | Width In. |
|-----------|-----------|
| 55421     | 1         |
| 55425     | 2         |
| 55427     | 3         |
| 55429     | 4         |



## SILICONE CAULK



Permanently flexible formula for use in insulation applications. Waterproof and weather-proof. Temperature range: -40°F to 450°F. Meets FDA/USDA standards.

| Order No. | Color  |
|-----------|--------|
| MA-SSC-CK | Clear  |
| MA-SSA-CK | Almond |
| MA-SSG-CK | Gray   |
| MA-SSB-CK | Bronze |
| MA-SSW-CK | White  |



## SILICONE CAULK

### High Temperature Red



Permanently flexible formula insulates thermally and electrically. Waterproof and weather-proof. temperature range: -84°F to 500°F. Meets FDA/USDA standards.

| Order No. | Case Qty. |
|-----------|-----------|
| MA-HTSS-R | 12        |

## PVC CEMENTS

### Clear



Fast-setting, regular-bodied formula for use on all classes and schedules (except Schedule 80) through 4" diameter. Low VOC content. NSF approved. Complies with ASTM D-2564 and low lead plumbing law.

| Order No. | Size Pt. |
|-----------|----------|
| 86204     | 1/4      |
| 86205     | 1/2      |
| 86206     | 1        |

## MULTI-PURPOSE CEMENTS

### Clear



Fast-setting, medium-bodied formula for use on all classes and schedules (except Schedule 80) of ABS, PVC, CPVC and styrene through 6" diameter. Low VOC content. NSF approved. Complies with ASTM specifications and low lead plumbing law.

| Order No. | Size Pt. |
|-----------|----------|
| 86231     | 1/4      |
| 86232     | 1/2      |
| 86233     | 1        |

Electrolux & Frigidaire

GE & Hotpoint

Whirlpool & Maytag

Cooking & Gas Products

Dishwasher, Disposer & Water Heater

Laundry

Refrigeration

Fittings, Venting & Installation

Electrical

Plumbing

Property Maintenance

Motors

HVAC/R

Chemicals

Charging, Recovery & Welding

Test Equip., Tools & Service Acc.



## Clamps



### CABLE CLAMPS

Nylon



Sizes 1/8" thru 9/16". Measure 3/8" wide.  
 Sizes 5/8" thru 1-1/2". Measure 1/2" wide.

| Order No. | Size In. | Pkg. Qty. |
|-----------|----------|-----------|
| MA03149-1 | 1/8      | 35        |
| MA03150-1 | 3/16     | 35        |
| MA03151-1 | 1/4      | 25        |
| MA03152-1 | 5/16     | 25        |
| MA03153-1 | 3/8      | 25        |
| MA03154-1 | 7/16     | 15        |
| MA03155-1 | 1/2      | 15        |
| MA03156-1 | 9/16     | 15        |
| MA03157-1 | 5/8      | 15        |
| MA03158-1 | 3/4      | 10        |
| MA03159-1 | 1        | 10        |
| MA03149-2 | 1/8      | 100       |
| MA03150-2 | 3/16     | 100       |
| MA03151-2 | 1/4      | 100       |
| MA03152-2 | 5/16     | 100       |
| MA03153-2 | 3/8      | 100       |
| MA03154-2 | 7/16     | 100       |
| MA03155-2 | 1/2      | 100       |
| MA03156-2 | 9/16     | 100       |
| MA03157-2 | 5/8      | 100       |
| MA03158-2 | 3/4      | 100       |
| MA03159-2 | 1        | 100       |

#### Assortments

|           |                              |    |
|-----------|------------------------------|----|
| MA00036-1 | Clamps, grommets & wire ties | 30 |
| MA00098-1 | 1/8, 3/16 & 1/4              | 30 |

**We carry products from  
 the world's largest and  
 best manufacturers.**

**Centralize your  
 purchases with us!**



### HOSE CLAMPS



Features 1/2" wide stainless steel band with slotted 5/16" hex head screw.

| Order No.                             | Size | Dia. In.         |
|---------------------------------------|------|------------------|
| <b>Zinc-Plated Carbon Steel Screw</b> |      |                  |
| 43251                                 | #4   | 7/32 to 5/8      |
| 43253                                 | #6   | 7/16 to 25/32    |
| 43255                                 | #8   | 1/2 to 29/32     |
| 43257                                 | #10  | 9/16 to 1-1/16   |
| 43259                                 | #12  | 11/16 to 1-1/4   |
| 43261                                 | #16  | 13/16 to 1-1/2   |
| 43263                                 | #20  | 13/16 to 1-3/4   |
| 43265                                 | #24  | 1-1/16 to 2      |
| 43267                                 | #28  | 1-5/16 to 2-1/4  |
| 43269                                 | #32  | 1-9/16 to 2-1/2  |
| 43271                                 | #36  | 1-13/16 to 2-3/4 |
| 43273                                 | #40  | 2-1/16 to 3      |
| 43277                                 | #52  | 2-13/16 to 3-3/4 |
| 43287                                 | #72  | 4-1/8 to 5       |
| 43295                                 | #88  | 5-1/8 to 6       |
| <b>Stainless Steel Screw</b>          |      |                  |
| 43301                                 | #4   | 7/32 to 5/8      |
| 43305                                 | #8   | 1/2 to 29/32     |
| 43307                                 | #10  | 9/16 to 1-1/16   |
| 43309                                 | #12  | 11/16 to 1-1/4   |
| 43311                                 | #16  | 13/16 to 1-1/2   |
| 43313                                 | #20  | 13/16 to 1-3/4   |
| 43315                                 | #24  | 1-1/16 to 2      |
| 43317                                 | #28  | 1-5/16 to 2-1/4  |
| 43335                                 | #72  | 4-1/8 to 5       |
| 43343                                 | #88  | 5-1/8 to 6       |



### HOSE CLAMPS



Features 300 stainless steel band and housing, and zinc-plated carbon steel hex head screw. 10/pkg.

| Order No.                  | Size | Cap. Dia. In.   |
|----------------------------|------|-----------------|
| <b>3/8" Hex Head Screw</b> |      |                 |
| MA-5406BX                  | 06   | 3/8 to 7/8      |
| MA-5408BX                  | 08   | 7/16 to 1       |
| MA-5410BX                  | 10   | 1/2 to 1-1/8    |
| MA-5412BX                  | 12   | 1/2 to 1-1/4    |
| MA-5416BX                  | 16   | 3/4 to 1-1/2    |
| MA-5420BX                  | 20   | 3/4 to 1-3/4    |
| MA-5428BX                  | 28   | 1-5/16 to 2-1/4 |
| MA-5432BX                  | 32   | 1-9/16 to 2-1/2 |
| MA-56188                   | 188  | 11 to 12        |
| <b>1/4" Hex Head Screw</b> |      |                 |
| MA-6202BX                  | 04   | 1/4 to 5/8      |
| MA-6203BX                  | 06   | 5/16 to 7/8     |
| MA-6204BX                  | 12   | 5/8 to 1-1/4    |
| MA-6205BX                  | 16   | 5/8 to 1-1/2    |
| MA-6206BX                  | 20   | 3/4 to 1-3/4    |



### WORM GEAR CLAMPS

Galvanized



For use with metal ducts. Features galvanized steel construction.

| Order No. | Dia. In. |
|-----------|----------|
| MC3ZW     | 3        |
| MC5ZW     | 5        |
| MC6ZW     | 6        |

# Leak Detectors, Joint Compounds, Ties & Wire Nuts



## GAS LEAK DETECTORS



Features applicator bottle.

| Order No. | Size Oz. |
|-----------|----------|
| 50039     | 8        |

## PIPE JOINT COMPOUNDS

### Pipe Dope

Soft-setting formula resists high pressure, temperature expansion/contraction, and vibration. Rated up to 3000 PSI with gas; 6000 PSI with liquids. Temperature range -50°F to +400°F. Yellow. NSF approved. Complies with low lead plumbing law.



| Order No. | Size Pt. |
|-----------|----------|
| 86304     | 1/4      |
| 86305     | 1/2      |



## PIPE JOINT COMPOUNDS



For use joining all metals, plastics and other materials. Resin-based, soft setting, brushable paste is resistant to refrigerants, oils, water and most chemicals, liquids and gases. Pressure range 10,000 PSI to full vacuum. Temperature range -200°F (-93°C) to 400°F (204°C).

| Order No. | Desc.                | Size Oz. |
|-----------|----------------------|----------|
| HS10001   | Tube                 | 1-1/3    |
| HS10004   | Plastic jar w/ brush | 4        |
| HS10016   | Plastic jar w/ brush | 16       |
| HS11001   | Tube                 | 1-1/3    |



## TERMINAL REDUCER ADAPTERS

### Microwave



Adapts 3/16" capacitor terminals to 1/4", allowing use of universal high voltage capacitors. 2 per pkg.

| Order No.  | Desc.                                  |
|------------|--|
| 13QBPADAPT | 3/16" to 1/4" terminal reducer adapter |



## CABLE TIES

### Nylon



Features 48-lb. tensile strength. 100 per bag.

| Order No.    | Lgth. In. |
|--------------|-----------|
| <b>White</b> |           |
| 50153        | 7         |
| 50155        | 11        |
| 50157        | 14        |
| <b>Black</b> |           |
| 50160        | 7         |

## WIRE NUTS



Plastic construction. 100 per bag.

| Order No. | Wire Ga. | Color  |
|-----------|----------|--------|
| 61302     | 14 to 22 | Blue   |
| 61303     | 14 to 22 | Orange |
| 61304     | 12 to 18 | Yellow |
| 61305     | 10 to 18 | Red    |

Electrolux & Frigidaire

GE & Hotpoint

Whirlpool & Maytag

Cooking & Gas Products

Dishwasher, Disposer & Water Heater

Laundry

Refrigeration

Fittings, Venting & Installation

Electrical

Plumbing

Property Maintenance

Motors

HVAC/R

Chemicals

Charging, Recovery & Welding

Test Equip., Tools & Service Acc.

# Connectors, Cable Ties & Mounting Pads



## BUTT SPLICE CONNECTORS



Flared and vinyl insulated.

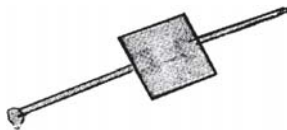
| Order No. | Range | Pkg. Qty. |
|-----------|-------|-----------|
| MA02014-1 | 22-10 | 15        |
| MA02521-1 | 16-14 | 20        |
| MA02522-1 | 12-10 | 15        |
| MA02591-1 | 22-18 | 20        |
| MA02596-2 | 16-14 | 100       |
| MA03011-2 | 22-18 | 100       |
| MA03012-2 | 12-10 | 100       |

## CABLE TIE ASSORTMENTS



| Order No.  | Color    | Contains Size In.            | Pkg. Qty. |
|------------|----------|------------------------------|-----------|
| MA-WTJ1    | Assorted | 4, 5-1/2, 7-1/2, 11 & 14-1/2 | 600       |
| MA-650N    | Natural  | 4, 7-1/2, & 11               | 650       |
| MA-650B    | Black    | 4, 7-1/2, & 11               | 650       |
| MA-02043-1 | Natural  | 4 & 7-1/2                    | 30        |
| MA02044-1  | Natural  | 11 & 14                      | 30        |
| MA02045-1  | Natural  | 4 & 14                       | 30        |
| MA02046-1  | Natural  | 4, 5-1/2 & 7-1/2             | 27        |

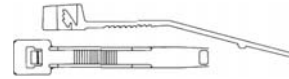
## CABLE TIE MOUNTING PADS



Features 1" x 1" flexible base.

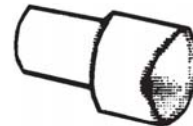
| Order No. | Desc.           | Pkg. Qty. |
|-----------|-----------------|-----------|
| MA03765-1 | Natural - White | 10        |

## CABLE TIES



| Order No.       | Lgth. In. | Max. Bundle Dia. In. | Pkg. Qty. |
|-----------------|-----------|----------------------|-----------|
| Natural - White |           |                      |           |
| MA03171-1       | 4         | 3/4                  | 36        |
| MA03172-2       | 4         | 3/4                  | 100       |
| MA03174-1       | 5-1/2     | 1-1/2                | 34        |
| MA03175-2       | 5-1/2     | 1-1/2                | 100       |
| MA03177-1       | 7-1/2     | 1-3/4                | 30        |
| MA03178-2       | 7-1/2     | 1-3/4                | 100       |
| MA03180-1       | 11        | 3                    | 14        |
| MA03181-2       | 11        | 3                    | 50        |
| MA03183-1       | 14        | 4                    | 10        |
| MA03184-2       | 14        | 4                    | 50        |
| MA03185-1       | 17        | 4-1/2                | 10        |
| MA03188-2       | 17        | 4-1/2                | 50        |
| Nylon - Black   |           |                      |           |
| MA04702-2B      | 4         | 3/4                  | 100       |
| MA04704-2B      | 5-1/2     | 1-1/2                | 100       |
| MA04706-2B      | 7-1/2     | 1-3/4                | 100       |
| MA04708-2B      | 11        | 3                    | 50        |
| MA04710-2B      | 14        | 4                    | 50        |
| MA04712-2B      | 17        | 4-1/2                | 50        |

## CLOSED END CONNECTORS



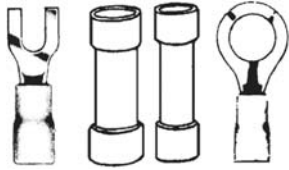
| Order No. | Wire Ga. Range | Dim. In. | Pkg. Qty. |
|-----------|----------------|----------|-----------|
| MA02549-1 | 22 to 18       | 5/8      | 15        |
| MA02551-1 | 12 to 10       | 5/8      | 10        |
| MA03033-2 | 22 to 18       | 5/8      | 100       |
| MA03034-2 | 12 to 10       | 5/8      | 100       |
| MA03035-2 | 16 to 14       | 7/8      | 100       |

**We welcome the opportunity to quote on any special tools or equipment you may require.**

# Connectors, Splices, Rings, Spades & Disconnects



## CONNECTOR ASSORTMENTS



Contents

| Qty. | Desc.                 |
|------|-----------------------|
| 2    | 22-18 Butt connectors |
| 2    | 16-14 Butt connectors |
| 2    | 12-10 Butt connectors |
| 2    | 12-10 #10 Stud spades |
| 2    | 16-14 #10 Stud spades |
| 2    | 12-10 #10 Stud rings  |
| 2    | 16-14 #10 Stud rings  |
| 2    | 16-14 #6 Stud rings   |
| 2    | 22-18 #10 Stud rings  |
| 2    | 22-18 #6 Stud rings   |

## INSULATED RINGS

Vinyl – Flared



| Order No. | Range | Stud Size | Pkg. Qty. |
|-----------|-------|-----------|-----------|
| MA02537-1 | 16-14 | 8         | 20        |
| MA02528-1 | 16-14 | 10        | 20        |
| MA02581-1 | 12-10 | 8         | 15        |
| MA02530-1 | 12-10 | 10        | 15        |
| MA02534-1 | 12-10 | 1/4       | 10        |
| MA02621-2 | 16-14 | 10        | 100       |
| MA02622-2 | 12/10 | 10        | 100       |

## INSULATED SPADES

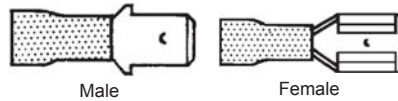
Vinyl – Flared



| Order No. | Wire Range | Stud Size | Pkg. Qty. |
|-----------|------------|-----------|-----------|
| MA02585-1 | 16-14      | 6         | 20        |
| MA02544-1 | 16-14      | 8         | 20        |
| MA02541-1 | 16-14      | 10        | 20        |
| MA02547-1 | 12-10      | 8         | 15        |
| MA02543-1 | 12-10      | 10        | 15        |
| MA02597-2 | 16-14      | 8         | 100       |
| MA02978-2 | 16-14      | 10        | 100       |

## QUICK DISCONNECTS

Flared – Vinyl Insulated



| Order No. | Range  | Tab | Pkg. Qty. |
|-----------|--------|-----|-----------|
| MA02588-1 | 16-14F | 250 | 20        |
| MA02589-1 | 12-10F | 250 | 15        |
| MA02590-1 | 12-10M | 250 | 15        |
| MA02598-2 | 16-14F | 250 | 100       |
| MA02619-2 | 12-10F | 250 | 100       |
| MA03013-2 | 22-18F | 250 | 100       |
| MA03015-1 | 22-18F | 187 | 20        |
| MA03016-2 | 22-18F | 187 | 100       |
| MA03018-1 | 16-14F | 187 | 20        |
| MA03019-2 | 16-14F | 187 | 100       |
| MA03022-2 | 16-14M | 250 | 100       |

### MANUFACTURERS' CATALOGS

We will be glad to send manufacturers' catalogs and other available publications and data on request.

Electrolux & Frigidaire

GE & Hotpoint

Whirlpool & Maytag

Cooking & Gas Products

Dishwasher, Disposer & Water Heater

Laundry

Refrigeration

Fittings, Venting & Installation

Electrical

Plumbing

Property Maintenance

Motors

HVAC/R

Chemicals

Charging, Recovery & Welding

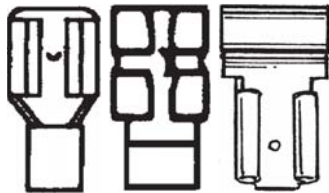
Test Equip., Tools & Service Acc.

# Terminals & Disconnects



## SOLDERLESS TERMINALS

Non-Insulated



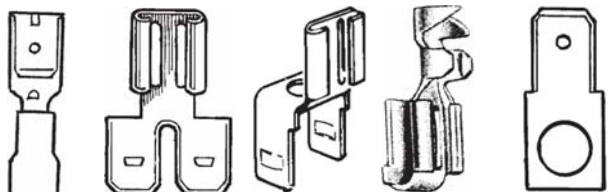
MA02881-1 MA03362-1 MA03798

For use in high temperature applications.

| Order No.          | Range  | Stud Size | Pkg. Qty. |
|--------------------|--------|-----------|-----------|
| <b>Rings</b>       |        |           |           |
| MA02860-1          | 16-14  | 10        | 30        |
| MA02869-1          | 12-10  | 10        | 20        |
| MA02870-2          | 12-10  | 10        | 100       |
| MA02872-1          | 12-10  | 1/4       | 15        |
| <b>Disconnects</b> |        |           |           |
| MA02875-1          | 16-14F | 250       | 20        |
| MA02876-2          | 16-14F | 250       | 100       |
| MA02881-1          | 12-10F | 250       | 20        |
| MA02882-2          | 12-10F | 250       | 100       |
| MA03362-1*         | 16-14  | 250       | 20        |
| MA03363-2*         | 16-14  | 250       | 100       |
| MA03798-1*         | 12-10  | 250       | 20        |
| MA03776-1          | 16-14F | 187       | 20        |
| MA03782-2          | 16-14F | 187       | 100       |

\* Flag.

## SPECIAL DEVICE DISCONNECTS




MA02109-1 MA02595-1 MA02896-1 MA02906-1 MA03349-1

250 Tab width.

| Order No. | Desc.               | Pkg. Qty. |
|-----------|---------------------|-----------|
| MA02109-1 | Insulated MA02911-2 | 10        |
| MA02595-1 | -                   | 15        |
| MA02896-1 | -                   | 10        |
| MA02896-2 | -                   | 100       |
| MA02898-2 | MA02595-1           | 100       |
| MA02906-1 | -                   | 10        |
| MA02911-2 | MA02109-1           | 100       |
| MA03349-1 | Tab 10 std.         | 10        |

## STORAGE DRAWERS

Metal



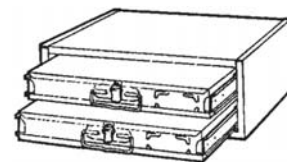
Storage Drawers

| Order No. | No. Compartments | Dim. In. L x D x H  |
|-----------|------------------|---------------------|
| MA03375-2 | 21               | 13-3/16 x 9-1/4 x 2 |
| MA03376-2 | 32               | 18 x 12 x 3         |

### Accessories

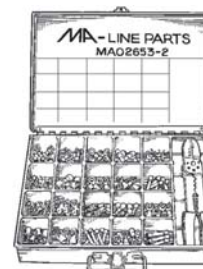
For use with MA03375-2.

| Order No. | No. Drawers |
|-----------|-------------|
| MA03353-2 | 2           |
| MA03355-2 | 4           |



## TERMINAL KITS

Deluxe – Serviceman's



For use in A/C and refrigeration service applications. Includes assorted insulated and non-insulated terminals, crimping tool.

### Contents

| Qty. | Desc.   |
|------|---|
| 20   | Insulated disconnects, 16-14F / .250 tab      |
| 15   | Insulated disconnects, 12-10F / .250 tab      |
| 5    | Non-insulated compressor, 12-18 / .250 tab    |
| 20   | Connectors & adapters, .250 (2) Male x Female |
| 10   | Insulated rings, 16-14, 10 stud               |
| 10   | Insulated rings, 16-14, 8 stud                |
| 10   | Insulated rings, 12-10, 1/4 stud              |
| 10   | Butt connectors, blue 16-14                   |
| 10   | Butt connectors, yellow, 12-10                |
| 10   | Butt connectors, red, 22-18                   |
| 10   | Closed end connectors, 22-18                  |
| 10   | Closed end connectors, 12-10                  |
| 5    | Non-insulated flag disconnects, 16-14F        |
| 10   | Insulated spades, 16-14F, 8 stud              |
| 10   | Insulated disconnects, 16-14M / .250 tab      |
| 10   | Insulated rings, 12-10, 8 stud                |
| 10   | Insulated spades, 16-14F, 10 stud             |
| 10   | Wire connectors, orange                       |
| 5    | Wire connectors, yellow                       |
| 1    | Crimping tool                                 |



# Terminal Kits & Connectors



## TERMINAL KITS

### Serviceman's



For use in A/C and refrigeration service applications. Includes assorted insulated and non-insulated terminals, and plastic case.

| Qty. | Contents                                    | Desc. |
|------|---|-------|
| 10   | Insulated Q/D, female, blue 16-14           |       |
| 7    | Insulated Q/D, female, yellow 12-10         |       |
| 7    | Insulated rings, yellow, 12-10, 1/4" stud   |       |
| 7    | Insulated rings, yellow, 12-10, 8 stud      |       |
| 10   | Insulated rings, blue, 16-14, 10 stud       |       |
| 10   | Insulated rings, blue, 16-14, 8 stud        |       |
| 10   | Insulated Q/D, male, blue 16-14             |       |
| 11   | Butt connectors, red, 22-18                 |       |
| 10   | Butt connectors, blue, 16-14                |       |
| 7    | Butt connectors, yellow, 12-10              |       |
| 10   | Insulated spades, blue 16-14, 10 stud       |       |
| 10   | Insulated spades, blue 16-14, 8 stud        |       |
| 16   | Non-insulated flages, 16-14                 |       |
| 16   | Non-insulated piggy backs, 16-14            |       |
| 8    | Non-insulated compressor terminals, 16-14   |       |
| 15   | Closed end connectors, 16-14 x 8, 12-10 x 7 |       |
| 9    | Wire connectors, orange x 4, yellow x 5     |       |
| 3    | Wire connectors, red                        |       |

| Order No.        | Terminal Kits | No. Pieces |
|------------------|---------------|------------|
| <b>MA02652-2</b> |               | 175        |

**We are continually adding new products. Call us with your inquiries.**

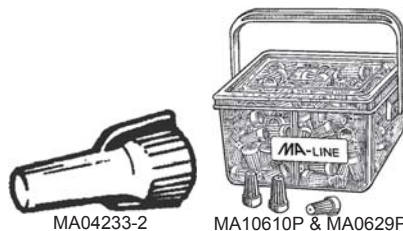
## TERMINAL KITS

### Solderless



| Order No.        | Desc.                      | No. Pieces |
|------------------|----------------------------|------------|
| <b>MA03752-2</b> | Non-insulated, large gauge | 40         |
| <b>MA03802-2</b> | Insulated                  | 24         |

## WIRE CONNECTORS



| Order No.                                    | Desc.                                  | Pkg. Qty. |
|--|--|-----------|
| <b>MA10606-1</b>                             | Gray                                   | 5         |
| <b>MA10608-1</b>                             | Blue                                   | 5         |
| <b>MA10604-1</b>                             | Red                                    | 10        |
| <b>MA10602-1</b>                             | Yellow                                 | 15        |
| <b>MA04132-1</b>                             | 22-18 Tan                              | 25        |
| <b>MA10606-2</b>                             | Gray                                   | 50        |
| <b>MA10608-2</b>                             | Blue                                   | 50        |
| <b>MA10606BX</b>                             | Gray                                   | 50        |
| <b>MA10608BX</b>                             | Blue                                   | 50        |
| <b>MA10602-2</b>                             | Yellow                                 | 100       |
| <b>MA10604-2</b>                             | Red                                    | 100       |
| <b>MA10602BX</b>                             | Yellow                                 | 100       |
| <b>MA10604BX</b>                             | Red                                    | 100       |
| <b>Packaged in Plastic Tub</b>               |  |           |
| <b>MA01022P</b>                              | Red                                    | 100       |
| <b>MA04233-2</b>                             | 22-18 Tan                              | 120       |
| <b>MA01020P</b>                              | Orange                                 | 250       |
| <b>MA01021P</b>                              | Yellow                                 | 250       |
| <b>MA01018P</b>                              | Gray                                   | 500       |
| <b>MA01019P</b>                              | Blue                                   | 500       |
| <b>Assortments – Packaged in Plastic Tub</b> |  |           |
| <b>MA10610P</b>                              | 10 Blue; 20 Gray;<br>50 Yellow; 30 Red | 110       |
| <b>MA06295P</b>                              | 100 Blue; 65 Orange; 45 Yellow; 30 Red | 240       |

Electrolux & Frigidaire

GE & Hotpoint

Whirlpool & Maytag

Cooking & Gas Products

Dishwasher, Disposer & Water Heater

Laundry

Refrigeration

Fittings, Venting & Installation

Electrical

Plumbing

Property Maintenance

Motors

HVAC/R

Chemicals

Charging, Recovery & Welding

Test Equip., Tools & Service Acc.

# Wire Connectors & Ties



## WIRE CONNECTORS

### Porcelain

Rated up to 1800°F (982°C).

| Order No.  | Pkg. Qty. |
|--|-----------|
| <b>Small – 2 x 18 Ga., 3 x 18 Ga. or 4 x 20 Ga.</b>  |           |
| MA01164-1  | 15        |
| MA01164C-2   | 100       |
| <b>Medium – 3 x 18 Ga., 4 x 18 Ga. or 5 x 20 Ga.</b> |           |
| MA01165-1  | 10        |
| MA01165C-2   | 100       |
| <b>Large – 2 x 14 Ga., 5 x 18 Ga. or 6 x 20 Ga.</b>  |           |
| MA01166-1  | 10        |
| MA01166C-2   | 100       |

## WIRE CONNECTORS

### Twist Spring Grip



| Order No.          | AWG      | Color  | Pkg. Qty. |
|--------------------|----------|--------|-----------|
| <b>Bagged</b>      |          |        |           |
| MA01018-1          | 22 to 14 | Gray   | 25        |
| MA01019-1          | 22 to 14 | Blue   | 20        |
| MA01020-1          | 22 to 14 | Orange | 15        |
| MA01021-1          | 18 to 10 | Yellow | 10        |
| MA01022-1          | 18 to 8  | Red    | 5         |
| MA01018-2          | 22 to 14 | Gray   | 50        |
| MA01019-2          | 22 to 14 | Blue   | 50        |
| MA01020-2          | 22 to 14 | Orange | 50        |
| MA01021-2          | 18 to 10 | Yellow | 50        |
| MA01022-2          | 18 to 8  | Red    | 50        |
| MA01018-3          | 22 to 14 | Gray   | 100       |
| MA01019-3          | 22 to 14 | Blue   | 100       |
| MA01020-3          | 22 to 14 | Orange | 100       |
| MA01021-3          | 18 to 10 | Yellow | 100       |
| MA01022-3          | 18 to 8  | Red    | 100       |
| <b>Boxed</b>       |          |        |           |
| MA01018BX          | 22 to 14 | Gray   | 100       |
| MA01019BX          | 22 to 14 | Blue   | 100       |
| MA01020BX          | 22 to 14 | Orange | 100       |
| MA01021BX          | 18 to 10 | Yellow | 100       |
| MA01022BX          | 18 to 8  | Red    | 100       |
| <b>Assortments</b> |          |        |           |
| MA06295-2          | –        | All    | 44        |
| MA03751-2          | –        | –      | 50        |

## WIRE TIE INSTALLATION GUNS



MA05007-2

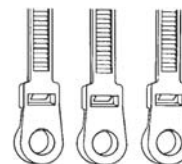
MA05008-2

For tensioning and cutting wire ties.

| Order No. | Desc.       | Loop Strength Lbs. |
|-----------|-------------|--------------------|
| MA05007-2 | Lightweight | Up to 50           |
| MA05008-2 | Heavy-duty  | 120 to 175         |

## WIRE TIES

### Screwdown



Nylon construction. Natural/white.

| Order No. | Lgth. In. | Max. Bundle Dia. In. | Pkg. Qty. |
|-----------|-----------|----------------------|-----------|
| MA03189-1 | 5-1/2     | 1-1/2                | 13        |
| MA03190-2 | 5-1/2     | 1-1/2                | 100       |
| MA03192-1 | 7-1/2     | 1-3/4                | 10        |
| MA03193-2 | 7-1/2     | 1-3/4                | 100       |
| MA03195-1 | 11        | 3                    | 7         |
| MA03196-2 | 11        | 3                    | 50        |
| MA03198-1 | 14        | 4                    | 6         |
| MA03199-2 | 14        | 4                    | 50        |

## COLD CLIMATE TIES

### All Weather Applications

For installations down to -4°F/-20°C. Extended UV sunlight protection. Black. 100 Per Pkg.

| Order No. | Length |
|-----------|--------|
| MA-CCT7   | 7"     |
| MA-CCT11  | 11"    |
| MA-CCT14  | 14"    |
| MA-CCT15  | 15"    |



## PLENUM RATED WIRE TIES



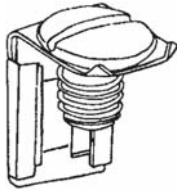
RoHS Compliant. UL Listed. Meets UL2043 for use in plenum air handling spaces. Burgundy. 100 Per Pkg.

| Order No. | Length |
|-----------|--------|
| MA-PLT4   | 4"     |
| MA-PLT7   | 7"     |
| MA-PLT11  | 11"    |
| MA-PLT14  | 14"    |

# Connectors, Adapters & Line Taps



## 90° DISCONNECTS



.250 Tab size. Includes screw.

| Order No. | Pkg. Qty. |
|-----------|-----------|
| MA03775-1 | 5         |
| MA03775-2 | 100       |



## BUTT CONNECTORS



| Order No.            | Desc.          | Pkg. Qty. |
|----------------------|----------------|-----------|
| <b>Insulated</b>     |                |           |
| T1051                | 22-18 – red    | 20        |
| T1051C               | 22-18 – red    | 100       |
| T1052                | 16-14 – blue   | 20        |
| T1052C               | 16-14 – blue   | 100       |
| T1053                | 12-10 – yellow | 15        |
| T1053C               | 12-10 – yellow | 100       |
| <b>Non-Insulated</b> |                |           |
| T1119                | 22-18          | 20        |
| T1119C               | 22-18          | 100       |
| T2067                | #8             | 20        |
| T2067C               | #8             | 100       |
| T2068                | #6             | 20        |
| T2068C               | #6             | 100       |
| T2111                | 16-14          | 20        |
| T2111C               | 16-14          | 100       |
| T2112C               | 12-10          | 100       |



## CLOSED END CONNECTORS

Features crimp type, insulated design.



| Order No. | Desc. | Pkg. Qty. |
|-----------|-------|-----------|
| T1056     | 22-18 | 20        |
| T1056C    | 22-18 | 100       |
| T1057     | 16-14 | 15        |
| T1057C    | 16-14 | 100       |
| T1058     | 12-10 | 15        |
| T1058C    | 12-10 | 100       |
| T1059     | #8    | 15        |
| T1059C    | #8    | 100       |

## CONNECTORS & ADAPTERS



| Order No. | Desc.                         | Pkg. Qty. |
|-----------|-------------------------------|-----------|
| T1121     | .250 (1/4") 2 male x 1 female | 10        |
| T1122     | .250 (1/4") 2 male x 1 female | 10        |
| T1124     | .250 (1/4") female x #6 screw | 10        |
| T1124C    | .250 (1/4") female x #6 screw | 100       |

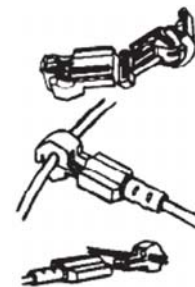
| Order No. | Desc.                                 | Pkg. Qty. |
|-----------|---------------------------------------|-----------|
| T1123     | .250 (1/4") x #10 stud                | 10        |
| T1123C    | .250 (1/4") x #10 stud                | 100       |
| T1125     | .250 (1/4") 2 male x 1 female         | 10        |
| T1129     | 12-8 .250 (1/4") compressor terminal  | 10        |
| T1129C    | 12-8 .250 (1/4") compressor terminal  | 100       |
| T1130     | 16-14 .250 (1/4") compressor terminal | 10        |
| T1130C    | 16-14 .250 (1/4") compressor terminal | 100       |

## LINE TAP CONNECTORS



| Order No. | Desc. | Pkg. Qty. |
|-----------|-------|-----------|
| T1061     | 22-18 | 10        |
| T1061C    | 22-18 | 100       |
| T1062C    | 16-14 | 100       |
| T1064     | 12-10 | 5         |
| T1064C    | 12-10 | 100       |

## LINE TAPS



18-14 size. Includes disconnect.

| Order No. | Pkg. Qty. |
|-----------|-----------|
| T1065     | 10        |
| T1065C    | 100       |

Electrolux & Frigidaire

GE & Hotpoint

Whirlpool & Maytag

Cooking & Gas Products

Dishwasher, Disposer & Water Heater

Laundry

Refrigeration

Fittings, Venting & Installation

Electrical

Plumbing

Property Maintenance

Motors

HVAC/R

Chemicals

Charging, Recovery & Welding

Test Equip., Tools & Service Acc.

# Quick Disconnects



## QUICK DISCONNECTS




T1001, T1002, T2002C & T2004



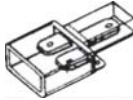
T2002



T1005, T1007, T1009, T1027, T1028C & T1029



T1021 & T1021C



T1023



T1003, T1004 & T2003



T1006, T1008C & T1010



T1022



T1104 & T1113



T1102 & T1120



T1105



T1107, T1111, T1112 & T2001



T1110



T1109



T1114



T1103



T1108C



T2101



T1127

| Order No.        | Desc.                                    | Pkg. Qty. |
|------------------|--|-----------|
| <b>Insulated</b> |  |           |
| T1001            | 12-10 .250 (1/4") female tab             | 15        |
| T1001C           | 12-10 .250 (1/4") female tab             | 100       |
| T1002            | 16-14 .250 (1/4") female tab             | 20        |
| T1002C           | 16-14 .250 (1/4") female tab             | 100       |
| T2002            | 16-14 .187 (3/16") female tab            | 20        |
| T2002C           | 16-14 .187 (3/16") female tab            | 100       |
| T2004            | 22-18 .250 (1/4") female tab             | 20        |
| T2004C           | 22-18 .250 (1/4") female tab             | 100       |
| T1005            | 16-14 .250 (1/4") female fully insulated | 10        |
| T1005C           | 16-14 .250 (1/4") female fully insulated | 100       |
| T1007            | 18-22 .250 (1/4") female fully insulated | 10        |

| Order No.                  | Desc.   | Pkg. Qty. |
|----------------------------|---|-----------|
| T1009                      | 12-10 .250 (1/4") female fully insulated          | 10        |
| T1009C                     | 12-10 .250 (1/4") female fully insulated          | 100       |
| T1021                      | .250 (1/4") double male tab                       | 10        |
| T1021C                     | .250 (1/4") double male tab                       | 100       |
| T1023                      | .250 (1/4") triple male tab                       | 10        |
| T1023C                     | .250 (1/4") triple male tab                       | 100       |
| T1003                      | 16-14 .250 (1/4") male tab                        | 20        |
| T1004                      | 12-10 .250 (1/4") male tab                        | 15        |
| T1004C                     | 12-10 .250 (1/4") male tab                        | 100       |
| T2003                      | 16-14 .187 (3/16") male tab                       | 20        |
| T2003C                     | 16-14 .187 (3/16") male tab                       | 100       |
| T1006                      | 16-14 .250 (1/4") male fully insulated            | 10        |
| T1010                      | 12-10 .250 (1/4") male fully insulated            | 10        |
| T1010C                     | 12-10 .250 (1/4") male fully insulated            | 100       |
| T1022                      | .250 (1/4") double male tab                       | 10        |
| T1022C                     | .250 (1/4") double male tab                       | 100       |
| T1008C                     | 18-22 .250 (1/4") male fully insulated tab        | 100       |
| T1027                      | 16-14 .250 (1/4") male/female p.b.                | 10        |
| T1027C                     | 16-14 .250 (1/4") male/female p.b.                | 100       |
| T1028C                     | 22-18 .250 (1/4") male/female p.b.                | 100       |
| T1029                      | 12-10 .250 (1/4") male/female p.b.                | 10        |
| <b>Non-Insulated</b>       |   |           |
| T1104                      | 16-14 .250 (1/4") flag                            | 20        |
| T1104C                     | 16-14 .250 (1/4") flag                            | 100       |
| T1102                      | 16-14 .250 (1/4") female tab                      | 20        |
| T1103                      | 16-14 .250 (1/4") male tab                        | 20        |
| T1103C                     | 16-14 .250 (1/4") male tab                        | 100       |
| T1105                      | 16-14 .187 (3/16") female tab                     | 20        |
| T1105C                     | 16-14 .187 (3/16") female tab                     | 100       |
| T1107                      | 22-18 .110 (7/64) female tab                      | 20        |
| T2001                      | 22-18 .110 (1/4") female tab                      | 20        |
| T2001C                     | 22-18 .110 (1/4") female tab                      | 100       |
| T1110                      | 16-14 .157 (5/32") bullet female                  | 20        |
| T1110C                     | 16-14 .157 (5/32") bullet female                  | 100       |
| T1108C                     | 16-14 .157 (5/32") bullet male                    | 100       |
| T1109                      | 16-14 .250 (1/4") female tab w/ insulation crimp  | 20        |
| T1120                      | 16-14 .312 (5/16") female tab w/ insulation crimp | 10        |
| T1120C                     | 16-14 .312 (5/16") female tab w/ insulation crimp | 100       |
| T1127                      | 16-14 .250 (1/4") male/female p.b.                | 10        |
| <b>High Temp. to 900°F</b> |   |           |
| T1113                      | 16-14 .250 (1/4") female x 90° flag               | 20        |
| T1113C                     | 16-14 .250 (1/4") female x 90° flag               | 100       |
| T1111                      | 16-14 .250 (1/4") female tab                      | 20        |
| T1111C                     | 16-14 .250 (1/4") female tab                      | 100       |
| T1112                      | 12-10 .250 (1/4") female tab                      | 15        |
| T1112C                     | 12-10 .250 (1/4") female tab                      | 100       |
| T1114                      | 12-10 .250 (1/4") female x 90° flag               | 20        |
| T1114C                     | 12-10 .250 (1/4") female x 90° flag               | 100       |
| T2101                      | 16-14 .250 (1/4") female with crimp               | 20        |
| T2101C                     | 16-14 .250 (1/4") female with crimp               | 100       |



# Ring Terminals & Spade Connectors



## RING TERMINALS



T1030, T1032C, T1033, T1034, T1035, T1036, T1037, T1038, T1039 & T1040C  
T1031C  
T2033, T2065 & T2066C



T1131, T1133C, T1134, T1135, T1136, T1137 & T1138  
T1115, T1116, T1117 & T1118

| Order No.            | Desc.                     | Pkg. Qty. |
|----------------------|---------------------------|-----------|
| <b>Insulated</b>     |                           |           |
| T1030                | 22-18 #6 stud 9/64" ID    | 10        |
| T1030C               | 22-18 #6 stud 9/64" ID    | 100       |
| T1031C               | 22-18 #8 stud 11/64" ID   | 100       |
| T1032C               | 22-18 #10 stud 13/64" ID  | 100       |
| T1033                | 16-14 #8 stud 11/64" ID   | 20        |
| T1034                | 16-14 #10 stud 13/64" ID  | 20        |
| T1035                | 16-14 1/4" stud 17/64" ID | 15        |
| T1035C               | 16-14 1/4" stud 17/64" ID | 100       |
| T1036                | 12-10 #8 stud 11/64" ID   | 15        |
| T1036C               | 12-10 #8 stud 11/64" ID   | 100       |
| T1037                | 12-10 #10 stud 13/64" ID  | 15        |
| T1037C               | 12-10 #10 stud 13/64" ID  | 100       |
| T1038                | 12-10 1/4" stud 17/64" ID | 15        |
| T1039                | 16-14 3/8 stud 25/64" ID  | 15        |
| T1039C               | 16-14 3/8 stud 25/64" ID  | 100       |
| T1040C               | 12-10 3/8 stud 25/64" ID  | 100       |
| T2033                | 16-14 #6 stud 9/64" ID    | 20        |
| T2033C               | 16-14 #6 stud 9/64" ID    | 100       |
| T2065                | #8 1/4 stud 17/64" ID     | 15        |
| T2065C               | #8 1/4 stud 17/64" ID     | 100       |
| T2066C               | #6 1/4 stud 17/64" ID     | 100       |
| <b>Non-Insulated</b> |                           |           |
| T1131                | 22-18 #8 stud 11/64" ID   | 20        |
| T1131C               | 22-18 #8 stud 11/64" ID   | 100       |
| T1133C               | 16-14 #8 stud 11/64" ID   | 100       |
| T1134                | 16-14 #10 stud 11/64" ID  | 20        |
| T1134C               | 16-14 #10 stud 11/64" ID  | 100       |
| T1135                | 16-14 1/4" stud 17/64" ID | 20        |
| T1135C               | 16-14 1/4" stud 17/64" ID | 100       |

| Order No.                  | Desc.                     | Pkg. Qty. |
|----------------------------|---------------------------|-----------|
| T1136                      | 12-10 #8 stud 11/64" ID   | 20        |
| T1137                      | 12-10 #10 stud 13/64" ID  | 20        |
| T1137C                     | 12-10 #10 stud 13/64" ID  | 100       |
| T1138                      | 12-10 1/4" stud 17/64" ID | 15        |
| T1138C                     | 12-10 1/4" stud 17/64" ID | 100       |
| <b>High Temp. to 900°F</b> |                           |           |
| T1115                      | 16-14 #10 stud 13/64" ID  | 20        |
| T1115C                     | 16-14 #10 stud 13/64" ID  | 100       |
| T1116                      | 16-14 1/4" stud 17/64" ID | 20        |
| T1116C                     | 16-14 1/4" stud 17/64" ID | 100       |
| T1117                      | 12-10 #10 stud 13/64" ID  | 20        |
| T1117C                     | 12-10 #10 stud 13/64" ID  | 100       |
| T1118                      | 12-10 1/4" stud 17/64" ID | 15        |

## SPADE CONNECTORS



T1042, T1043, T1044C, T1046C & T1147  
T1047, T1048, T1049 & T1050  
T1141, T1142, T1143, T1144 & T1145  
T1146

| Order No.                  | Desc.                    | Pkg. Qty. |
|----------------------------|--------------------------|-----------|
| <b>Flanged – Insulated</b> |                          |           |
| T1042                      | 22-18 #8 stud 11/64" ID  | 20        |
| T1042C                     | 22-18 #8 stud 11/64" ID  | 100       |
| T1043                      | 16-14 #8 stud 11/64" ID  | 20        |
| T1043C                     | 16-14 #8 stud 11/64" ID  | 100       |
| T1044C                     | 16-14 #10 stud 13/64" ID | 100       |
| T1046C                     | 12-10 #10 stud 13/64" ID | 100       |
| T1141                      | 22-18 #8 stud 11/64" ID  | 20        |
| T1141C                     | 22-18 #8 stud 11/64" ID  | 100       |
| T1142                      | 22-18 #10 stud 13/64" ID | 20        |
| T1143                      | 16-14 #8 stud 11/64" ID  | 20        |
| T1143C                     | 16-14 #8 stud 11/64" ID  | 100       |
| T1144                      | 16-14 #10 stud 13/64" ID | 20        |
| <b>Insulated</b>           |                          |           |
| T1047                      | 22-18 #8 stud 11/64" ID  | 20        |
| T1047C                     | 22-18 #8 stud 11/64" ID  | 100       |
| T1048                      | 16-14 #10 stud 13/64" ID | 20        |
| T1049                      | 12-10 #10 stud 13/64" ID | 15        |
| T1049C                     | 12-10 #10 stud 13/64" ID | 100       |
| T1050                      | 12-10 #8 stud 11/64" ID  | 15        |
| T1050C                     | 12-10 #8 stud 11/64" ID  | 100       |
| <b>Non-Insulated</b>       |                          |           |
| T1145                      | 22-18 #10 stud 13/64" ID | 10        |
| T1146                      | 16-14 #10 stud 13/64" ID | 10        |
| T1146C                     | 16-14 #10 stud 13/64" ID | 100       |
| T1147                      | 10-12 #10 stud 13/64" ID | 10        |
| T1147C                     | 10-12 #10 stud 13/64" ID | 100       |

Electrolux & Frigidaire

GE & Hotpoint

Whirlpool & Maytag

Cooking & Gas Products

Dishwasher, Disposer & Water Heater

Laundry

Refrigeration

Fittings, Venting & Installation

Electrical

Plumbing

Property Maintenance

Motors

HVAC/R

Chemicals

Charging, Recovery & Welding

Test Equip., Tools & Service Acc.



# Connectors, Duct Ties & Boiler Gauges



## SPRING CONNECTORS

Scotchlok



| Order No. | Size        | Color  | Pkg. Qty. |
|-----------|-------------|--------|-----------|
| T1166     | Small       | Yellow | 15        |
| T1166C    | Small       | Yellow | 100       |
| T1167     | Medium      | Red    | 10        |
| T1167C    | Medium      | Red    | 100       |
| T1168     | Large       | Gray   | 5         |
| T1168L    | Large       | Gray   | 50        |
| T1169     | Extra large | Blue   | 5         |
| T1169L    | Extra large | Blue   | 50        |

## WIRE CONNECTORS



| Order No.         | Size        | Color  | Pkg. Qty. |
|-------------------|-------------|--------|-----------|
| w/ Spring Insert  |             |        |           |
| T1150             | Small       | Blue   | 20        |
| T1150C            | Small       | Blue   | 100       |
| T1151             | Medium      | Orange | 15        |
| T1151C            | Medium      | Orange | 100       |
| T1152             | Large       | Yellow | 15        |
| T1152C            | Large       | Yellow | 100       |
| T1153             | Extra large | Red    | 10        |
| T1153C            | Extra large | Red    | 100       |
| w/o Spring Insert |             |        |           |
| T1161C            | Small       | Yellow | 100       |

## WIRE CONNECTORS

Porcelain – High Heat

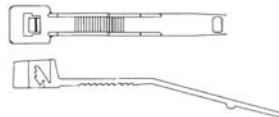


For use in temperatures up to 1800°F.

| Order No. | Size | AWG   | Pkg. Qty. |
|-----------|------|-------|-----------|
| T1164     | #1   | 18-14 | 15        |
| T1164C    | #1   | 18-14 | 100       |
| T1165     | #3   | 12-10 | 15        |
| T1165C    | #3   | 12-10 | 100       |
| T2070     | #7   | 8-10  | 10        |
| T2070C    | #7   | 8-10  | 100       |



## DUCT TIES



Extra-long design for up to 175 lbs. load capacity. 50/pkg.

| Order No.        | Lgth. In. | For Duct Size In. |
|------------------|-----------|-------------------|
| Natural – White  |           |                   |
| MA021120-2       | 24        | 6                 |
| MA036175-2       | 36        | 11                |
| MA048175-2       | 48        | 14                |
| UV Rated – Black |           |                   |
| MA021120-2B      | 24        | 6                 |
| MA036175-2B      | 36        | 11                |
| MA048175-2B      | 48        | 14                |


## BOILER GAUGES



MA-10344



MA-10348



MA-10350

For use with domestic boilers.

| Order No. | NPT In. | PSI      | Size In. | Temp. Range °F/°C   | Mount  |
|-----------|---------|----------|----------|---------------------|--------|
| Square    |         |          |          |                     |        |
| MA-10344  | 1/2     | 0 to 75  | 4        | 60 to 260/16 to 127 | Bottom |
| MA-10345  | 1/2     | 0 to 75  | 4        | 60 to 260/16 to 127 | Back   |
| MA-10346  | 1/2     | 0 to 200 | 4        | 60 to 260/16 to 127 | Bottom |
| MA-10347  | 1/2     | 0 to 200 | 4        | 60 to 260/16 to 127 | Back   |
| Round     |         |          |          |                     |        |
| MA-10348  | 1/2     | 0 to 55  | 3        | 70 to 250/21 to 121 | Bottom |
| MA-10349  | 1/2     | 0 to 75  | 3        | 70 to 320/21 to 160 | Bottom |
| MA-10350  | 1/4     | 0 to 75  | 2-1/2    | 60 to 320/21 to 160 | Back   |

## DIFFERENTIAL PRESSURE GAUGE

Inches of H<sub>2</sub>O



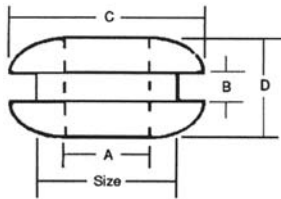
0 - 2.0 Inches of water column. Pressure Rating: 15 PSI (1.03 BAR).

| Order No. | Ambient Temp. Range |
|-----------|---------------------|
| MA-MHG-2  | 20°F to 140°F       |

# Grommets, Lubricants & Solvents



## VINYL GROMMETS



Dimensions In.

| Size  | A     | B    | C     | D    |
|-------|-------|------|-------|------|
| 1/4   | 1/8   | 1/16 | 11/32 | 3/16 |
| 5/16  | 3/16  | 1/16 | 7/16  | 7/32 |
| 3/8   | 1/4   | 1/16 | 9/16  | 1/4  |
| 7/16  | 5/16  | 1/16 | 5/8   | 1/4  |
| 1/2   | 3/8   | 1/16 | 5/8   | 1/4  |
| 5/8   | 1/2   | 1/16 | 13/16 | 9/32 |
| 21/32 | 25/64 | 185  | 27/32 | 3/8  |
| 7/8   | 5/8   | 1/16 | 1-1/8 | 9/32 |
| 1     | 11/16 | 1/16 | 15/16 | 3/8  |

### Grommets

| Order No. | Size In. | Pkg. Qty. |
|-----------|----------|-----------|
| MA03161-1 | 1/4      | 40        |
| MA03162-1 | 5/16     | 40        |
| MA03163-1 | 3/8      | 35        |
| MA03164-1 | 7/16     | 35        |
| MA03165-1 | 1/2      | 30        |
| MA03166-1 | 5/8      | 20        |
| MA03167-1 | 21/32    | 15        |
| MA03168-1 | 7/8      | 15        |
| MA03169-1 | 1        | 5         |

### Assortments

| Order No. | Size            | Pkg. Qty. |
|-----------|-----------------|-----------|
| MA00151-1 | 1/4, 5/16 & 3/8 | 40        |
| MA00152-1 | 7/16, 1/2 & 5/8 | 20        |
| MA00153-1 | 21/32, 7/8 & 1  | 10        |
| MA00154-1 | 1/4 thru 1      | 25        |



## BELT DRESSING



Increases adhesion of belts to metal pulleys and rollers. For use on wet or dry surfaces. Stops slipping and squeaking and improves equipment efficiency. Meets USDA standards.

| Order No. | Size Oz. | Case Qty. |
|-----------|----------|-----------|
| 5520      | 12       | 12        |

## LUBRICATING OILS

### Zoom Spout®



Paraffin-based, non-gumming all-purpose oil. Withstands high temperatures without breaking down. Features extendable/retractable spout.

| Order No. | Visc. @ 140°F | Size Oz. |
|-----------|---------------|----------|
| MO98      | 92 to 99      | 4        |



## RUST SOLVENTS

### Rust Buster®

Loosens and dissolves rust. Features telescoping spout. 12/pkg.

| Order No. | Size Oz. |
|-----------|----------|
| MO44      | 4        |



## LUBRICANTS



Penetrating oil frees frozen parts and loosens rust, corrosion, gum and scale. Nonflammable.

| Order No. | Size Oz. | Case Qty. |
|-----------|----------|-----------|
| 5500      | 16       | 12        |

## SILICONE SPRAYS

### Food Grade



For lubricating ice maker release mechanisms, refrigerator door hinges, gaskets, sliding doors and other food related equipment. Creates anti-rust film. Nonflammable. Meets USDA standards.

| Order No. | Size Oz. | Case Qty. |
|-----------|----------|-----------|
| 5983      | 18       | 12        |

Electrolux & Frigidaire

GE & Hotpoint

Whirlpool & Maytag

Cooking & Gas Products

Dishwasher, Disposer & Water Heater

Laundry

Refrigeration

Fittings, Venting & Installation

Electrical

Plumbing

Property Maintenance

Motors

HVAC/R

Chemicals

Charging, Recovery & Welding

Test Equip., Tools & Service Acc.

# Insecticides, Pads & Sealants



## INSECTICIDES

### Wasp-A-Way



Kills bees, wasps, hornets and yellow jackets. For indoor or outdoor use. Jet sprays from 15 to 20-ft. for application on nests from safe distance. EPA registered.

| No.  | Size Oz. | Case Qty. |
|------|----------|-----------|
| 4390 | 20       | 12        |



## O-RING KITS



Includes 12 sizes in compartment box.

| Order No. | Desc.              |
|-----------|--------------------|
| 36131     | 200-Pc. O-ring kit |



## VIBRATION ABSORBER PADS



For use with washers and dryers to prevent walking and vibration.

| Order No. | Desc.                   |
|-----------|-------------------------|
| ERVA      | Vibration absorber pads |



## VIBRATION PADS

### Natural Rubber.



| Order No. | Dim. In. | Thickness In. |
|-----------|----------|---------------|
| MA-181834 | 18 x 18  | 3/4           |

## VIBRATION PADS



Prolongs machine life, reduces maintenance costs and dampens vibration. Resists water, aging, oil and compression set. 50-lbs./sq. in. recommended load capacity.

| Order No.                | Dim. In.      |
|--------------------------|---------------|
| <b>Cork &amp; Rubber</b> |               |
| MA-002RR                 | 2 x 2 x 7/8   |
| MA-003RR                 | 3x 3 x 7/8    |
| MA-004RR                 | 4 x 4 x 7/8   |
| MA-006RR                 | 6 x 6 x 7/8   |
| MA-012RR                 | 12 x 12 x 7/8 |
| MA-018RR                 | 18 x 18 x 7/8 |
| <b>All Rubber</b>        |               |
| MA-002CR                 | 2 x 2 x 7/8   |
| MA-003CR                 | 3 x 3 x 7/8   |
| MA-004CR                 | 4 x 4 x 7/8   |
| MA-006CR                 | 6 x 6 x 7/8   |
| MA-012CR                 | 12 x 12 x 7/8 |
| MA-018CR                 | 18 x 18 x 7/8 |



## PARTS TRAYS

### Magnetic



Features permanent magnet with rubber protector. Stainless steel construction.

| Order No. | Desc.       |
|-----------|-------------|
| MA-MGT1   | Round       |
| MA-MGT2   | Rectangular |



## PLUMBERS' PUTTY

### Stainless



| Order No. | Size Oz. |
|-----------|----------|
| 45375     | 14       |



## DUCT SEALANTS

### O2 Tight



Water-based formula for use on metal duct work, flex duct and fiberglass duct board. Non-flammable. Gray. 1 gallon. 4/case. UL rated.

| Order No. | Desc.   |
|-----------|---------|
| 6624-41GL | Smooth  |
| 6625-41GL | Fibered |

# Sealants, Leak Freeze & Flush Kits



## LEAK SEALANTS

### Super Seal ACR



For use with refrigerators.

| Order No. | Desc.                       |
|-----------|-----------------------------|
| 947KIT    | Super Seal ACR leak sealant |

## LEAK SEALANTS

### Super Seal HVACR



For use with air conditioners.

| Order No. | Desc.                         |
|-----------|-------------------------------|
| 944KIT    | Super Seal HVACR leak sealant |



## A/C LEAK FREEZE-R

### Appliance & Refrigeration Systems



00277



00279

Stops leaks of refrigerant gas in appliance and refrigeration systems.

| Order No. | Description                  | Size   |
|-----------|------------------------------|--------|
| 00277     | Cartridge                    | .5 oz. |
| 00279     | Clam Shell with 1/4" adapter | .5 oz. |



## A/C LEAK FREEZE

### AC and Refrigeration Systems



00280



00284

Stops leaks of refrigerant gas in AC and refrigeration systems

| Order No. | Description                  | Size    |
|-----------|------------------------------|---------|
| 00280     | Cartridge                    | 1.5 oz. |
| 00281     | Cartridge                    | 2.0 oz. |
| 00284     | Clam shell with 1/4" adapter | 1.5 oz. |
| 00285     | Clam shell with 1/4" adapter | 2.0 oz. |

## A/C LEAK FREEZE WITH MAGIC FROST

### AC and Refrigeration Systems



00282



00286

Stops leaks of refrigerant gas in AC and refrigeration systems. Enhances performance of older AC systems and extends life.

| Order No. | Description                  | Size    |
|-----------|------------------------------|---------|
| 00282     | Cartridge                    | 1.5 oz. |
| 00283     | Cartridge                    | 2.0 oz. |
| 00286     | Clam Shell with 1/4" adapter | 1.5 oz. |
| 00289     | Clam Shell with 1/4" adapter | 2.0 oz. |



## A/C LEAK FREEZE

### Accessories

| Order No. | Description                   |
|-----------|-------------------------------|
| 00290     | Leak Freeze 5/16" Adapter Kit |
| 00292     | Leak Freeze 1/4" Adapter Kit  |



## MOISTURE ELIMINATORS

### Super Seal Dry R



| Order No. | Desc.                                |
|-----------|--------------------------------------|
| 973KIT    | Super Seal Dry R moisture eliminator |



**Mastercool Inc.**

## QUICK FLUSH KIT

### Total A/C



Specific fluid for the inner flushing of air conditioning & refrigeration systems.

| Order No. | Can-Hose Applicator |
|-----------|---------------------|
| 91051     | 17 oz.              |

Electrolux & Frigidaire

GE & Hotpoint

Whirlpool & Maytag

Cooking & Gas Products

Dishwasher, Disposer & Water Heater

Laundry

Refrigeration

Fittings, Venting & Installation

Electrical

Plumbing

Property Maintenance

Motors

HVAC/R

Chemicals

Charging, Recovery & Welding

Test Equip., Tools & Service Acc.



# Leak Shields, Repair Kits & Utility Lifts



**Mastercool Inc.**

## QUICK FLUSH CAN

Total A/C



| Order No. | Description    |
|-----------|----------------|
| 91050     | 17 oz.         |
| 91050-6   | 17 oz., 6 Pack |

## MASTER LEAK SHIELD



| Order No. | Description           |
|-----------|-----------------------|
| 53615     | (Up to 1.5 Tons) 1 PK |
| 53615-6   | (Up to 1.5 Tons) 6 PK |
| 53660     | (1.5 to 6 Tons) 1 PK  |
| 53660-6   | (1.5 to 6 Tons) 6 PK  |



## SYSTEM CONDITIONERS

### Pro-A

Includes 2 ounce injector, pre-filled with Highside® PRO-A, along with a 12" charging hose with control valve and caps. Extends system life and quiets noisy compressors. Use 2 ounces for every 3 tons.



| Order No. | Dim. In.    |
|-----------|-------------|
| HS19002   | 8 x 5 x 1.5 |



## AC LEAK REPAIR KITS



Includes 2 ounce injector, pre-filled with Highside® R3 Leak Repair, along with a charging hose with control valve and caps. UV dye reveals larger leaks.

| Order No. | Hose Length In. |
|-----------|-----------------|
| HS60002   | 12              |

## EPOXY KITS

### Red Epoxy



For use on metals and rigid plastics. Changes color when cured. Withstands working pressure greater than 3000 PSI. Features tensile strength of 6000 PSI. Includes (2) tubes.

| Order No. | Size Oz. |
|-----------|----------|
| HS12001   | 1/2      |

## CONDENSATE CLEANOUTS

### Jones Valve



The Jones Valve condensate drain line blow out valve is constructed of durable Schedule 40 PVC material and attaches to Co2 or Nitrogen tanks.

| Order No. | Hose Conn.                  | Condensate Line Size In. |
|-----------|-----------------------------|--------------------------|
| JV1       | 1/4" Male Flare w/ Schrader | 3/4                      |



## FLAME SENSOR CLEANERS



Easily clean sensors and prevents false starts.

| Order No. | Includes |
|-----------|----------|
| FSC10     | Key ring |

## FURNACE SWITCH MAGNETS

### Furnace Pro



For use with all furnace interlock switch types, rocker and push-button. Temporarily engages the furnace interlock switch for servicing. Features strong, rare earth magnetic ends.

| Order No. | Material |
|-----------|----------|
| FPRO100   | Nylon    |

## UTILITY LIFTS

### Attic Pro



Features Integrated locking hook and sturdy steel construction. Lifts up to 250 lbs. Includes equipment straps and carrying case.

| Order No. | Cable Length Ft. | Adjustable Range In. |
|-----------|------------------|----------------------|
| ATP1      | 20               | 14 to 24             |



# Caulking Cords, Smoke Cartridges & Tape



## SEALING & CAULKING CORDS



For use in sealing long gaps. Water and dust resistant. Remains flexible at -30°F. Will not flow below 350°F. Paintable.

| Order No. | Width In. | Lgth. Ft. | Case Qty. |
|-----------|-----------|-----------|-----------|
| E126-CORD | 3/8       | 25        | 12        |

## SEALING & CAULKING SLUGS



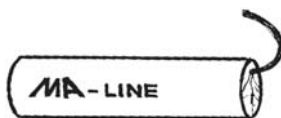
For use in sealing and insulating applications. Remains flexible at -20°F. Will not flow below 350°F. Will not stain, harden or dry. Paintable.

| Order No. | Size Lbs. | Case Qty. |
|-----------|-----------|-----------|
| E127-SLUG | 2         | 24        |



## SMOKE CARTRIDGES

Gray



For use in testing leaks in duct work, heat exchangers, furnaces and to pressure test chimneys. Can also be used to test air movement in ventilation systems. 12/carton.

| Order No. | Desc.                 |
|-----------|-----------------------|
| 1A        | 30 sec./4000 cu. ft.  |
| 2B        | 1 min./8000 cu. ft.   |
| 3C        | 3 min./40,000 cu. ft. |



## SMOKE CARTRIDGES

White



For use in testing leaks in duct work, heat exchangers, furnaces and to pressure test chimneys. Can also be used to test air movement in ventilation systems.

| Order No.   | Desc.               | Pkg. Qty. |
|-------------|---------------------|-----------|
| MA-SC150CF  | 45 sec./150 cu. ft. | 10        |
| MA-SC600CF  | 90 sec./600 cu. ft. | 10        |
| MA-SC1200CF | 4 min./1200 cu. ft. | 5         |
| MA-SC5000CF | 5 min./2500 cu. ft. | 5         |

## EXPANDING FOAM

Seal-Foam

Single-component polyurethane foam for use as insulating sealant. Creates airtight seal that minimizes air infiltration, outdoor noise, pest infiltration and odor transfer. UL classified.

| Order No. | Size Oz. |
|-----------|----------|
| MA-1-12X  | 12       |



## ALUMINUM FOIL TAPE

Self-Adhesive



Rated to 250°F. 3 mil thickness.

| Order No. | Width In. | Lgth. Yd. |
|-----------|-----------|-----------|
| 50099     | 2         | 50        |



## DUCT TAPE

Aluminum Foil



For taping joints and seams on foil jacketed insulation. Seals against vapors and moisture. Temperature rating: 32°F to 302°F/0°C to 150°C. 50-yd. length. UL approved.

| Order No. | Width In. | Case Qty. |
|-----------|-----------|-----------|
| MA-322-2  | 2         | 24        |
| MA-322-3  | 3         | 16        |



## DUCT TAPE

Cloth Reinforced



Measures 2" W x 60 yd. L.

| Order No. | Thick. Mils | Color  |
|-----------|-------------|--------|
| 50087     | 8.5         | Silver |
| 50088     | 9           | Black  |



## ELECTRICAL TAPE



Measures 3/4" W x 60-ft. L.

| Order No. | Pkg. Qty. |
|-----------|-----------|
| MA-C6408  | 1         |
| MA03364-2 | 3         |

Electrolux & Frigidaire

GE & Hotpoint

Whirlpool & Maytag

Cooking & Gas Products

Dishwasher, Disposer & Water Heater

Laundry

Refrigeration

Fittings, Venting & Installation

Electrical

Plumbing

Property Maintenance

Motors

HVAC/R

Chemicals

Charging, Recovery & Welding

Test Equip., Tools & Service Acc.

# Tape



## ELECTRICAL TAPE

PVC



UL approved.

| Order No. | Thick. Mils | Width In. | Lgth. Ft. |
|-----------|-------------|-----------|-----------|
| 50059     | 7.5         | 3/4       | 60        |



## FOAM TAPE



For use on on hot or cold pipes. Prevents condensation and dripping. 12/carton.

| Order No. | Dim. In. W x Thick. | Lgth. Ft. |
|-----------|---------------------|-----------|
| MA-FT1    | 2 x 1/8             | 30        |

## INSULATION TAPE

Cork



For use on hot or cold pipes. Stops condensation and drips. Adheres to all metals. 1/8" thick.

| Order No. | Width In. | Lgth. Ft. | Carton Qty. |
|-----------|-----------|-----------|-------------|
| MA-CT1    | 2         | 30        | 12          |



## INSULATING TAPE

Cork



For use in hot or cold applications from -20°F to 180°F. Provides insulation value of .43 K factor. Prevents sweating and condensation on refrigerant lines and cold pipes. Will not shrink or dry out. 1/8" thick.

| Order No. | Width In. | Lgth. Ft. | Case Qty. |
|-----------|-----------|-----------|-----------|
| E215-02TP | 2         | 30        | 12        |

## INSULATING TAPE

Foam



For use on copper and other metals from -20°F to 180°F. Provides insulation value of .26 K factor. Prevents condensation. Will not pull away, shrink or dry out. 1/8" thick.

| Order No. | Width In. | Lgth. Ft. | Case Qty. |
|-----------|-----------|-----------|-----------|
| E216-02TP | 2         | 30        | 12        |

## INSULATING TAPE

Foam – Bagged



Polyethylene black foam construction. Provides insulation value of .25 K factor. Will not pull away from surface. 1/8" thick.

| Order No. | Width In. | Lgth. Ft. | Case Qty. |
|-----------|-----------|-----------|-----------|
| E217-02TP | 2         | 30        | 12        |



## PIPE THREAD TAPE

Teflon



| Order No.                     | Thick. Mils | Dim. In. W x L |
|-------------------------------|-------------|----------------|
| <b>White</b>                  |             |                |
| 50013                         | 3.5         | 1/2 x 520      |
| 50023                         | 3.5         | 3/4 x 520      |
| <b>Yellow – For Gas Lines</b> |             |                |
| 50033                         | 4.0         | 1/2 x 260      |

## PIPE WRAP TAPE

Printed



Protects piping against corrosion. 10 mil thickness.

| Order No. | Width In. | Lgth. Ft. |
|-----------|-----------|-----------|
| 50043     | 2         | 50        |
| 50045     | 2         | 100       |



## THREAD TAPE

Teflon®



Measures 1/2" W x 520" L.

| Order No. | Pkg. Qty. |
|-----------|-----------|
| MA-C950   | 1         |
| MA-C950-4 | 4         |

# Towels, Tubing & Mirrors



## HAND CLEANING TOWELS

Scrubs In-A-Bucket®



Cleans grease and grime from hands without water. Available in 30 and 72 count tubs.

| Order No. | Case Qty. |
|-----------|-----------|
| 6420      | 6         |



## AIR TUBING



For use in furnace, boiler, ventor motor, rooftop pressure differential and air duct pressure switch applications. Neoprene construction. Pressure rated: -20" WC to 20" WC. Temperature rated: 0°F to 160°F. 3/16" ID.


| Order No.   | Roll Lgth. Ft. |
|-------------|----------------|
| MA-NAT316-5 | 5              |
| MA-NAT316   | 100            |

**Quality Products**  
**Quality People**



## PVC TUBING

Heavy-Duty



For use in drain applications. Clear PVC construction with synthetic braid reinforcement. Non-toxic. Service temperature: 23°F to 140°F/-5°C to 60°C. 50-ft. roll.

| Order No. | ID In. | Working PSI | Burst PSI |
|-----------|--------|-------------|-----------|
| MA-HDT316 | 3/16   | 250         | 750       |
| MA-HDT14  | 1/4    | 250         | 750       |
| MA-HDT38  | 3/8    | 200         | 600       |
| MA-HDT12  | 1/2    | 150         | 450       |
| MA-HDT58  | 5/8    | 150         | 450       |
| MA-HDT34  | 3/4    | 150         | 450       |
| MA-HDT78  | 7/8    | 150         | 450       |
| MA-HDT1   | 1      | 125         | 375       |

## DE-BURRING TOOLS



MA-49310 MA-49316

Includes extra replacement blade. No. MA-49316. Fixed blade.

| Order No. | Desc.                     |
|-----------|---------------------------|
| MA-49310  | Deluxe de-burring tool    |
| MA-49316  | All metal de-burring tool |

## INNER/OUTER REAMERS



1/8" to 1-5/8" O.D. capacity.

| Order No. | Desc.              |
|-----------|--------------------|
| MA-49317  | Inner/outer reamer |



## SWAGING TOOLS

6-in-1

For use with (6) tubing sizes.

| Order No. | Tubing O.D. In.                 |
|-----------|---------------------------------|
| MA-49318  | 3/16, 1/4, 5/16, 3/8, 1/2 & 5/8 |



## INSPECTION MIRRORS

Rectangular Telescopic



Features (2) LEDs. Extends to 34-1/2".

| Order No. | Mirror Dim. In. | Length In. |
|-----------|-----------------|------------|
| MA-IM24   | 2 x 3-1/4       | 11-1/4     |

## VINYL TUBING



For use in air conditioning, refrigeration, humidifier, discharge line and condensate drain and pump applications. Flexible PVC construction. Service temperature: 23°F to 140°F/5°C to 60°C.

| Order No. | ID In. | Working PSI | Burst PSI | Roll Lgth. Ft. |
|-----------|--------|-------------|-----------|----------------|
| MA-CVT316 | 3/16   | 40          | 120       | 100            |
| MA-CVT14  | 1/4    | 40          | 120       | 100            |
| MA-CVT38  | 3/8    | 30          | 70        | 100            |
| MA-CVT12  | 1/2    | 30          | 70        | 100            |
| MA-CVT58  | 5/8    | 25          | 55        | 100            |
| MA-CVT34  | 3/4    | 25          | 55        | 100            |
| MA-CVT78  | 7/8    | 25          | 50        | 50             |
| MA-CVT1   | 1      | 25          | 40        | 50             |

Electrolux & Frigidaire

GE & Hotpoint

Whirlpool & Maytag

Cooking & Gas Products

Dishwasher, Disposer & Water Heater

Laundry

Refrigeration

Fittings, Venting & Installation

Electrical

Plumbing

Property Maintenance

Motors

HVAC/R

Chemicals

Charging, Recovery & Welding

Test Equip., Tools & Service Acc.

# Tubing, Tape, Coveralls & Gloves



## RUBBER TUBING

Red Silicone



Features NSF 51 soft, red rubber. Temperature range -100°F to 600°F (-73°C to 260°C). 5' roll.

| Order No.   | Dim. In. I.D. x O.D. | PSI Working/Burst |
|-------------|----------------------|-------------------|
| MA-SRT14-5  | 1/4 x 3/4            | 5/15              |
| MA-SRT18-5  | 1/8 x 5/16           | 25/75             |
| MA-SRT316-5 | 3/16 x 5/16          | 20/60             |

## NEOPRENE TUBING

Square Black



Temperature range -20°F to 212°F (-28°C to 100°C). 5' roll.

| Order No.    | Dim.            |
|--------------|-----------------|
| MA-SNAT316-5 | 3/16 I.D. x 8mm |

## ALUMINUM TUBING



.035" wall thickness, 50-ft length.

| Order No. | Diameter In. |
|-----------|--------------|
| MA-AT18   | 1/8          |
| MA-AT316  | 3/16         |
| MA-AT14   | 1/4          |
| MA-AT516  | 5/16         |
| MA-AT38   | 3/8          |
| MA-AT716  | 7/16         |
| MA-AT12   | 1/2          |
| MA-AT58   | 5/8          |



## ALUMINUM TUBING KITS



Kit includes 5-ft aluminum coil, breakaway brass fitting, brass sleeve and compression nut.

| Order No. | Diameter In. |
|-----------|--------------|
| MA-AT14-5 | 1/4          |



## CLEANING WIPES



For use on hands, equipment and tools. Removes solvent cements, primers, sealants, dirt, oil, grease and tar.

| Order No. | Desc.          |
|-----------|----------------|
| 50000     | Cleaning wipes |

## BARRIER TAPE



Yellow with black "CAUTION" printing.

| Order No. | Width In. | Lgth. Ft. |
|-----------|-----------|-----------|
| 50181     | 3         | 300       |



## COVERALLS

Disposable – ShuBee®



Features 5-pocket design with elastic wrist and boot-cut legs. Includes shoe covers.

| Order No. | Color |
|-----------|-------|
| 83105     | Blue  |



## COVERALLS



Features 5-pocket design with boot leg cut and elastic wrist and waist. Constructed from breathable material for comfort. Available in Large and X-Large sizes. Includes one pair shoe covers.

| Order No. | Case Qty. |
|-----------|-----------|
| E112-COVL | 25        |

## CHEMICAL-RESISTANT GLOVES



For use with coil cleaners, scale removers and degreasers. Features flock lining. 12 pairs/ case.

| Order No. | Desc.    |
|-----------|----------|
| E115-LGLV | Latex    |
| E116-NGLV | Neoprene |



# Gloves, Safety Glasses & Goggles, Dust Masks & Shoe Covers



## GLOVES



Features cotton construction with knit wrist. Size large. Dozen.

| Order No. | Desc.          | Color |
|-----------|----------------|-------|
| 55606     | Jersey – 9 oz. | Brown |
| 55602     | Canvas – 8 oz. | White |

## SAFETY GLASSES



Meets ANSI Z87.1 requirements.

| Order No. | Desc.          |
|-----------|----------------|
| 55331     | Safety glasses |

## SAFETY GOGGLES



Meets ANSI Z87.1 requirements.

| Order No. | Desc.          |
|-----------|----------------|
| 55332     | Safety goggles |



## DUST & POLLEN MASKS



| Order No. | Pkg. Qty. |
|-----------|-----------|
| 55335     | 5         |

## SHOE COVERS

ShuBee®



Features non-skid bottoms. Fits up to size 18. 50 pairs per box.

| Order No. | Desc.       |
|-----------|-------------|
| 83104     | Shoe covers |



## SHOE COVERS



Slip on design with non-skid soles. Protects flooring from dirt and scuff marks. Fits up to size 16 boot.

| Order No. | Pairs/ Case |
|-----------|-------------|
| SHU1      | 150         |



## LIFTING STRAPS

Forearm Forklift



| Order No. | Desc.                           |
|-----------|---------------------------------|
| 4ARMC     | Forearm Forklift lifting straps |

Not all the products we carry are listed in this catalog. If you don't see what you're looking for, please contact your local branch for assistance.

Electrolux & Frigidaire

GE & Hotpoint

Whirlpool & Maytag

Cooking & Gas Products

Dishwasher, Disposer & Water Heater

Laundry

Refrigeration

Fittings, Venting & Installation

Electrical

Plumbing

Property Maintenance

Motors

HVAC/R

Chemicals

Charging, Recovery & Welding

Test Equip., Tools & Service Acc.



# Technical Information

## English Conversion Factors & Data

To Convert Measurements

| From             | To               | Multiply By |
|------------------|------------------|-------------|
| Cubic Feet       | Cubic Inches     | 1728.       |
| Cubic Inches     | Cubic Feet       | 0.00058     |
| Cubic Feet       | Gallons          | 7.480       |
| Gallons          | Cubic Feet       | 0.1337      |
| Cubic Inches     | Gallons          | 0.00433     |
| Gallons          | Cubic Inches     | 231.        |
| Barrels          | Gallons          | 42.         |
| Gallons          | Barrels          | 0.0238      |
| Imperial Gallons | U.S. Gallons     | 1.2009      |
| U.S. Gallons     | Imperial Gallons | 0.8326      |
| Feet             | Inches           | 12.         |
| Inches           | Feet             | 0.0833      |
| Square Feet      | Square Inches    | 144.        |
| Square Inches    | Square Feet      | 0.00695     |
| Short Tons       | Pounds           | 2000.       |
| Liters           | U.S. Gallons     | 0.2642      |

To Convert Pressure (at 32° F)

| From                | To                  | Multiply By |
|---------------------|---------------------|-------------|
| Inches of Water     | Pounds per Sq. Inch | 0.03612     |
| Pounds per Sq. Inch | Inches of Water     | 27.686      |
| Feet of Water       | Pounds o Sq. Inch   | 0.4334      |
| Pounds per Sq. Inch | Feet of Water       | 2.307       |
| Inches of Mercury   | Pounds per Sq. Inch | 0.4912      |
| Pounds per Sq. Inch | Inches of Mercury   | 2.036       |
| Atmospheres         | Pounds per Sq. Inch | 14.696      |
| Pounds per Sq. Inch | Atmospheres         | 0.06804     |

To Convert Power

| From                  | To                    | Multiply By |
|-----------------------|-----------------------|-------------|
| Horsepower            | Metric Horsepower     | 1.014       |
| Horsepower            | Ft./Power per Minute  | 33000.      |
| Horsepower            | Kilowatts             | 0.746       |
| Kilowatts             | Horsepower            | 1.3404      |
| British Thermal Units | Foot/Pounds           | 778.177     |
| Foot/Pounds           | British Thermal Units | 0.001285    |
| British Thermal Units | Horsepower Hours      | 0.0003927   |
| Horsepower Hours      | British Thermal Units | 2544.1      |
| British Thermal Units | Kilowatt Hours        | 0.0002928   |
| Kilowatt Hours        | British Thermal Units | 3415.       |
| Watt Hours            | British Thermal Units | 3.415       |

Volume-Weight Conversions

|                                       | wt. lbs. |
|---------------------------------------|----------|
| 1 Cubic Foot of Water.....            | 62.4*    |
| 1 Cubic Inch of Water.....            | 0.0361*  |
| 1 Gallon of Water.....                | 8.33*    |
| 1 Cubic Foot of Air.....              | .075+    |
| 1 Cubic Inch of Steel.....            | 0.284    |
| 1 Cubic Foot of Brick (Building)..... | 112-120  |
| 1 Cubic Foot of Concrete.....         | 120-140  |
| 1 Cubic Foot of Earth.....            | 70-120   |

\* at 32° F

+ at 70° F. -29.92" Hg.

## English to Metric Conversion Factors

To Convert Measurements

| From                  | To                 | Multiply By |
|-----------------------|--------------------|-------------|
| Cubic Feet            | Cubic Centimeters  | 28317.0     |
| Cubic Inches          | Cubic Centimeters  | 16.387      |
| Cubic Feet            | Liters             | 28.32       |
| Gallons               | Liters             | 3.7854      |
| Cubic Inches          | Liters             | 0.0164      |
| Gallons               | Cubic Centimeters  | 3785.4      |
| Barrels               | Cubic Meters       | 1.0551      |
| Imperial Gallons      | Cubic Meters       | 0.0045461   |
| U.S. Gallons          | Cubic Meters       | 0.0037854   |
| Feet                  | Meters             | 0.3048      |
| Inches                | Meters             | 0.0254      |
| Square Feet           | Square Meters      | 0.0929      |
| Square Inches         | Square Centimeters | 6.452       |
| Ton (Short, 2000 lb.) | Kilograms          | 907.2       |
| Liter                 | Cubic Meters       | 0.001       |
| Pounds                | Kilograms          | 0.45359     |

To Convert Pressure (at 32° F)

| From                | To                 | Multiply By |
|---------------------|--------------------|-------------|
| Inches of Water     | Newton/Sq. Meter   | 249.082     |
| Pounds per Sq. Inch | Newton/Sq. Meter   | 6894.8      |
| Feet of Water       | Newton/Sq. Meter   | 2988.98     |
| Pounds per Sq. Inch | Kilograms/Sq. Cent | 0.07031     |
| Inches of Mercury   | Newton/Sq. Meter   | 3386.4      |
| Pounds per Sq. Inch | Dyne/Sq. Cent.     | 68948.0     |
| Atmospheres         | Newton/Sq. Meter   | 101325.0    |
| Pascal              | Newton/Sq. Meter   | 1.0         |

To Convert Energy, Heat and Power

| From                    | To                   | Multiply By |
|-------------------------|----------------------|-------------|
| Horsepower              | Watt                 | 745.7       |
| British Thermal Units   | Joule                | 1054.35     |
| Foot-Pounds             | Joule                | 1.3558      |
| British Thermal Units   | Calorie              | 252.0       |
| British Thermal Units   | Watt-Second          | 1054.35     |
| Watt-Second             | Joule                | 1.0         |
| Calorie                 | Joule                | 4.184       |
| Watt-Hours              | Joule                | 3600.0      |
| Kilocalorie/Minute      | Watt                 | 69.73       |
| Ton (Refrigeration)     | Watt                 | 3516.8      |
| BTU/Hour                | Watt                 | 0.29288     |
| BTU/In./Hr. Ft. (2) ° F | Watt/Meter K         | 0.14413     |
| BTU/Hr. at 10° F TD     | Kcal/Hr. at 6° C. TD | 0.252       |
| BTU/Hr. at 15° F TD     | Kcal/Hr. at 8° C. TD | 0.252       |

Volume-Weight Conversions

|                                       | Wt. Kilograms |
|---------------------------------------|---------------|
| 1 Cubic Foot of Water.....            | 28.3*         |
| 1 Cubic Inch of Water.....            | 0.0164*       |
| 1 Gallon of Water.....                | 3.788         |
| 1 Cubic Foot of Air.....              | 0.034+        |
| 1 Cubic Inch of Steel.....            | 0.1288        |
| 1 Cubic Foot of Brick (Building)..... | 51-54         |
| 1 Cubic Foot of Concrete.....         | 54-64         |
| 1 Cubic Foot of Earth.....            | 32-54         |

\* at 32° F

+ at 70° F. -29.92" Hg.

## Single Phase Heating Element Conversion Chart

| 240 Volts  | 208 Volts  | 120 Volts  |
|------------|------------|------------|
| 6000 Watts | 4500 Watts | 1500 Watts |
| 5000 Watts | 3750 Watts | 1250 Watts |
| 4000 Watts | 3000 Watts | 1000 Watts |
| 3000 Watts | 2250 Watts | 750 Watts  |
| 2500 Watts | 1875 Watts | 625 Watts  |
| 2000 Watts | 1500 Watts | 500 Watts  |

Always use a higher voltage element to replace a lower voltage element  
To calculate the wattage at a lower voltage see formula's below.

Convert 480V to 240V, Multiply wattage at 480V times 25%.

Convert 240V to 208V, Multiply wattage at 240V times 75%.

Convert 240V to 120V, Multiply wattage at 240V times 25%.

Convert 208V to 120V, Multiply wattage at 208V times 33%.

For use in single phase 60hz. applications only.

# Technical Information

Ohms Law Wheel



This chart shows four ways to figure each value:

Amps (I), Volts (E), Ohms (R), or Watts (W)

Example:

A 4800 watt electric heat element is connected to a 240 volt circuit. How many Amps (I) does it draw?

Solution:

Locate Amps section of chart-  
 $\frac{Watts (W)}{Volts (E)} = Amps (I)$

Thus  $4800 / 240 = 20$  Amps. Carried further, what is the resistance?

$\frac{Volts^2 (E^2)}{Watts (W)} = Ohms (R)$   $240 \times 240 / 4800 = 12$  Ohms

Horse Power - Ampre Table

| Approximate Horsepower |    | 120 Volts |              | 240 Volts |              |
|------------------------|----|-----------|--------------|-----------|--------------|
|                        |    | Full Load | Locked Rotor | Full Load | Locked Rotor |
| 1/4                    | AC | 4.4       | 26.4         | 2.2       | 13.2         |
|                        | DC | —         | —            | —         | —            |
| 1/4                    | AC | 5.8       | 34.8         | 2.9       | 17.4         |
|                        | DC | 2.9       | 29.0         | 1.5       | 15.0         |
| 1/3                    | AC | 7.2       | 43.2         | 3.6       | 21.6         |
|                        | DC | 3.6       | 36.0         | 1.8       | 18.0         |
| 1/2                    | AC | 9.8       | 58.8         | 4.9       | 29.4         |
|                        | DC | 5.2       | 52.0         | 2.6       | 26.0         |
| 3/4                    | AC | 13.8      | 82.8         | 6.9       | 41.4         |
|                        | DC | 7.4       | 74.0         | 3.7       | 37.0         |
| 1                      | AC | 16.0      | 96.0         | 8.0       | 48.0         |
|                        | DC | 9.4       | 94.0         | 4.7       | 47.0         |
| 1 1/2                  | AC | 20.0      | 120.0        | 10.0      | 60.0         |
|                        | DC | 13.2      | 132.0        | 6.6       | 66.0         |
| 2                      | AC | 24.0      | 144.0        | 12.0      | 72.0         |
|                        | DC | 17.0      | 170.0        | 8.5       | 85.0         |
| 3                      | AC | 34.0      | 204.0        | 17.0      | 102.0        |
|                        | DC | 25.0      | 250.0        | 12.2      | 122.0        |
| 5                      | AC | 56.0      | 366.0        | 28.0      | 168.0        |
|                        | DC | —         | —            | 20.0      | 200.0        |
| 7 1/2                  | AC | 80.0      | 480.0        | 40.0      | 240.0        |
|                        | DC | —         | —            | 29.0      | 290.0        |

\* Locked rotor ratings shown are 6 times full load on AC and 10 time full load on DC. The above chart is offered as a guide only, as all motors do not necessarily come within the maximum ratings shown in the chart.

| Thermal Units                |                   |   |
|------------------------------|-------------------|---|
| Latent heat of ice           | = 144 BTU/lb      | = 288,000 BTU/ton                         |
| 1 ton refrigeration          | = 12,000 BTU/hr   | = 288,000/24 hours                        |
| 1 British Thermal Unit (BTU) |                   | = .252 kcal                               |
| 1 kilo - calorie (kcal)      |                   | = 3.97 BTU                                |
| 1 BTU/lb                     |                   | = 0.555 kcal/kg                           |
| 1 watt                       |                   | = 1.8 BTU/lb                              |
|                              |                   | = 1 kcal/kg/°C.                           |
|                              |                   | = 3.413 BTU/hr                            |
| Heat, Energy, Work           |                   |   |
| 1 ft lb                      | = .001285 BTU     | = 0.13826 kg-meter                        |
| 1 joule                      | = 1 watt - second | = .000948 BTU                             |
| 1 BTU                        | = 778.1 ft lb     | = .252 kcal                               |
| 1 KCAL                       | = 3.968 BTU       | = 1000 cal                                |
| 1 hp-hr                      | = .746 kw-hr      | = 2544.7 BTU                              |
| 1 kw-hr                      | = 1.341 hp-hr     | = 3413 BTU                                |
| 1 boiler horsepower          | = 33479 BTU/hr    | = Evaporation of 34.5 water/hr at 212° F. |

- Electrolux & Frigidaire
- GE & Hotpoint
- Whirlpool & Maytag
- Cooking & Gas Products
- Dishwasher, Disposer & Water Heater
- Laundry
- Refrigeration
- Fittings, Venting & Installation
- Electrical
- Plumbing
- Property Maintenance
- Motors
- HVAC/R
- Chemicals
- Charging, Recovery & Welding
- Test Equip., Tools & Service Acc.



# Technical Information

## Approximate Temperature Guide

| Application                       | Average Temperature | Difference Between Coil and Room |
|-----------------------------------|---------------------|----------------------------------|
| Wet produce walk-in               | 40°                 | 10°                              |
| Dry produce walk-in               | 40°                 | 13°                              |
| Produce cases                     | 40°                 | 18°                              |
| Mortuary vaults - Blower coil     | 32° to 35°          | 18°                              |
| Enclosed service meat case        | 35°                 | 15°                              |
| Open shelf service meat case      | 29°                 | 25°                              |
| Dairy case                        | 35° to 38°          | 25°                              |
| Freezer cases - General           | -5° to -10°         | 10°                              |
| Ice cream - Holding               | -15°                | 10°                              |
| Ice cream - Dipping               |                     |                                  |
| Vanilla                           | 8°                  | 10°                              |
| Chocolate                         | 6°                  | 10°                              |
| Fruit                             | 4°                  | 10°                              |
| Soda fountains - Fruits and syrup | 35° to 38°          | 10°                              |
| Air conditioning                  | 75°                 | 40°                              |
| Fruit boxes                       | 50° to 55°          | 20°                              |
| Water chillers - Air conditioning | 45°                 | 10°                              |
| Water coolers - Drinking          | 38° to 50°          | 10°                              |
| Refrigerators                     | 35°                 | 20°                              |
| Biscuit cases                     | 35°                 | 20°                              |
| Milk coolers                      | 40°                 | 10°                              |
| Work rooms                        | 35° to 50°          | 10° to 20°                       |

## Temperature Conversion Chart

| Fahrenheit | Celsius | Fahrenheit | Celsius |
|------------|---------|------------|---------|
| 500        | 260.0   | 150        | 65.6    |
| 475        | 246.1   | 145        | 62.8    |
| 450        | 232.2   | 140        | 60.0    |
| 425        | 218.3   | 135        | 57.2    |
| 400        | 204.4   | 130        | 54.4    |
| 390        | 198.8   | 125        | 51.7    |
| 380        | 193.3   | 120        | 48.9    |
| 370        | 187.8   | 115        | 46.1    |
| 360        | 182.2   | 110        | 43.3    |
| 350        | 176.7   | 105        | 40.6    |
| 340        | 171.1   | 100        | 37.8    |
| 330        | 165.6   | 95         | 35.0    |
| 320        | 160.0   | 90         | 32.2    |
| 310        | 154.4   | 85         | 29.4    |
| 300        | 148.9   | 80         | 26.7    |
| 290        | 143.3   | 75         | 23.9    |
| 280        | 137.8   | 70         | 21.1    |
| 270        | 132.2   | 65         | 18.3    |
| 260        | 126.7   | 60         | 15.6    |
| 250        | 121.1   | 55         | 12.8    |
| 245        | 118.3   | 50         | 10.0    |
| 240        | 115.6   | 45         | 7.2     |
| 235        | 112.8   | 40         | 4.4     |
| 230        | 110.0   | 35         | 1.7     |
| 225        | 107.2   | 32         | 0.0     |
| 220        | 104.4   | 30         | -1.1    |
| 215        | 101.7   | 25         | -3.9    |
| 212        | 100.0   | 20         | -6.7    |
| 210        | 98.9    | 15         | -9.4    |
| 205        | 96.1    | 10         | -12.2   |
| 200        | 93.3    | 5          | -15.0   |
| 195        | 90.6    | 0          | -17.8   |
| 190        | 87.8    | -5         | -20.6   |
| 185        | 85.0    | -10        | -23.3   |
| 180        | 82.2    | -15        | -26.1   |
| 175        | 79.4    | -20        | -28.9   |
| 170        | 76.7    | -25        | -31.7   |
| 165        | 73.9    | -30        | -34.4   |
| 160        | 71.1    | -35        | -37.2   |
| 155        | 68.3    | -40        | -40.0   |

Conversion Factors:

Fahrenheit to Celsius: Degrees Fahrenheit minus 32 x 5/9 (0.556)

Celsius to Fahrenheit: Degrees Celsius times 9/5 (1.8) plus 32

## Decimal Equivalents

| Inch Fraction | Inch Decimal | Millimeters |
|---------------|--------------|-------------|
| 1/16          | 0.0625       | 1.588       |
| 5/64          | 0.07812      | 1.984       |
| 3/32          | 0.09375      | 2.381       |
| 7/64          | 0.10937      | 2.778       |
| 1/8           | 0.1250       | 3.175       |
| 9/64          | 0.14062      | 3.572       |
| 5/32          | 0.15625      | 3.969       |
| 11/64         | 0.17187      | 4.366       |
| 3/16          | 0.1875       | 4.763       |
| 13/64         | 0.20312      | 5.159       |
| 7/32          | 0.21875      | 5.556       |
| 15/64         | 0.23437      | 5.953       |
| 1/4           | 0.2500       | 6.350       |
| 17/64         | 0.26562      | 6.747       |
| 9/32          | 0.28125      | 7.144       |
| 19/64         | 0.29687      | 7.541       |
| 5/16          | 0.3125       | 7.938       |
| 21/64         | 0.32812      | 8.334       |
| 11/32         | 0.34375      | 8.731       |
| 23/64         | 0.35937      | 9.128       |
| 3/8           | 0.3750       | 9.525       |
| 25/64         | 0.39062      | 9.922       |
| 13/32         | 0.40625      | 10.319      |
| 27/64         | 0.42187      | 10.716      |
| 7/16          | 0.4375       | 11.113      |
| 29/64         | 0.45312      | 11.509      |
| 15/32         | 0.46875      | 11.906      |
| 31/64         | 0.48437      | 12.303      |
| 1/2           | 0.5          | 12.700      |
| 33/64         | 0.51652      | 13.097      |
| 17/32         | 0.53125      | 13.494      |
| 35/64         | 0.54687      | 13.891      |
| 9/16          | 0.5625       | 14.288      |
| 37/64         | 0.57812      | 14.684      |
| 19/32         | 0.59375      | 15.081      |
| 39/64         | 0.60937      | 15.478      |
| 5/8           | 0.625        | 15.875      |
| 41/64         | 0.64062      | 16.272      |
| 21/32         | 0.65625      | 16.669      |
| 43/64         | 0.67187      | 17.066      |
| 11/16         | 0.6875       | 17.463      |
| 45/64         | 0.70312      | 17.859      |
| 23/32         | 0.71875      | 18.256      |
| 47/64         | 0.73437      | 18.653      |
| 3/4           | 0.750        | 19.050      |
| 49/64         | 0.76562      | 19.447      |
| 25/32         | 0.78125      | 19.844      |
| 51/64         | 0.79687      | 20.241      |
| 13/16         | 0.8125       | 20.638      |
| 53/64         | 0.82812      | 21.034      |
| 27/32         | 0.84375      | 21.431      |
| 55/64         | 0.85937      | 21.828      |
| 7/8           | 0.875        | 22.225      |
| 57/64         | 0.89062      | 22.622      |
| 29/32         | 0.90625      | 23.019      |
| 59/64         | 0.92187      | 23.416      |
| 15/16         | 0.9375       | 23.813      |
| 61/64         | 0.95312      | 24.209      |
| 31/32         | 0.96875      | 24.606      |
| 63/64         | 0.98437      | 25.003      |
|               | 1.000        | 25.400      |

# Technical Information

## Refrigerant Temperature Pressure Chart

**Figures = Vacuum**      **Black Figures = Vapor (PSIG)**      **Bold Figures = Liquid (PSIG)**

| °F  | R-12  | R-134a | R-401A | R-409A | R-22  | R-410A | R-502 | R-404A | R-507 | R-402A | R-408A | R-717 |
|-----|-------|--------|--------|--------|-------|--------|-------|--------|-------|--------|--------|-------|
| -50 | 15.4  | 18.4   | 18.5   | —      | 6.2   | 5.8    | 0.2   | 0.0    | 0.9   | 1.2    | 2.4    | 14.3  |
| -48 | 14.6  | 17.7   | 17.7   | —      | 4.8   | 6.9    | 0.7   | 0.8    | 1.7   | 2.1    | 1.0    | 13.1  |
| -46 | 13.8  | 17.0   | 17.0   | —      | 3.4   | 8.0    | 1.5   | 1.6    | 2.6   | 2.9    | .3     | 12.1  |
| -44 | 12.9  | 16.2   | 16.0   | —      | 2.0   | 9.2    | 2.3   | 2.5    | 3.5   | 3.9    | 1.1    | 11.0  |
| -42 | 11.9  | 15.4   | 15.0   | 13.7   | 0.5   | 10.4   | 3.2   | 3.4    | 4.5   | 4.9    | 1.9    | 9.9   |
| -40 | 11.0  | 14.5   | 14.5   | 12.9   | 0.5   | 11.7   | 4.1   | 5.5    | 5.5   | 5.9    | 2.8    | 8.7   |
| -38 | 10.0  | 13.7   | 13.5   | 12.0   | 1.3   | 13.0   | 5.0   | 6.5    | 6.5   | 6.9    | 3.7    | 7.4   |
| -36 | 8.9   | 12.8   | 12.5   | 11.0   | 2.2   | 14.4   | 6.0   | 7.5    | 7.6   | 8.0    | 4.6    | 6.1   |
| -34 | 7.8   | 11.8   | 11.5   | 10.0   | 3.0   | 15.9   | 7.0   | 8.6    | 8.7   | 9.2    | 5.6    | 4.7   |
| -32 | 6.7   | 10.8   | 10.6   | 9.0    | 4.0   | 17.3   | 8.1   | 9.7    | 9.9   | 10.3   | 6.6    | 3.2   |
| -30 | 5.5   | 9.7    | 9.0    | 7.9    | 4.9   | 18.9   | 9.2   | 10.8   | 11.1  | 11.6   | 7.6    | 1.6   |
| -28 | 4.3   | 8.6    | 8.3    | 6.8    | 5.9   | 20.5   | 10.3  | 12.0   | 12.4  | 12.8   | 8.7    | 0.0   |
| -26 | 3.0   | 7.7    | 7.0    | 5.6    | 6.9   | 22.2   | 11.5  | 13.2   | 13.7  | 14.1   | 9.8    | 0.6   |
| -24 | 1.6   | 6.2    | 6.0    | 4.4    | 7.9   | 23.9   | 12.7  | 14.5   | 15.0  | 15.5   | 11.0   | 1.7   |
| -22 | 0.3   | 4.9    | 4.5    | 3.2    | 9.0   | 25.7   | 14.0  | 15.8   | 16.4  | 16.9   | 12.2   | 2.6   |
| -20 | 0.6   | 3.6    | 3.5    | 1.9    | 10.1  | 27.5   | 15.3  | 17.1   | 17.8  | 18.4   | 13.5   | 3.6   |
| -18 | 1.3   | 2.3    | 2.0    | .5     | 11.3  | 29.4   | 16.7  | 18.5   | 19.3  | 19.9   | 14.7   | 4.6   |
| -16 | 2.1   | 0.8    | 0.5    | .5     | 12.5  | 31.4   | 18.1  | 20.0   | 20.9  | 21.5   | 16.1   | 5.6   |
| -14 | 2.8   | 0.3    | 0.4    | 1.2    | 13.8  | 33.5   | 19.5  | 21.5   | 22.5  | 23.1   | 17.5   | 6.7   |
| -12 | 3.7   | 1.1    | 1.4    | 2.0    | 15.1  | 35.6   | 21.0  | 23.0   | 24.1  | 24.8   | 18.9   | 7.9   |
| -10 | 4.5   | 1.9    | 2.2    | 2.8    | 16.5  | 37.8   | 22.6  | 24.6   | 25.8  | 26.5   | 20.4   | 9.0   |
| -8  | 5.4   | 2.8    | 3.1    | 3.6    | 17.9  | 40.0   | 24.2  | 26.3   | 27.6  | 28.3   | 22.0   | 10.3  |
| -6  | 6.3   | 3.6    | 3.9    | 4.4    | 19.3  | 42.4   | 25.8  | 28.0   | 29.4  | 30.2   | 23.6   | 11.6  |
| -4  | 7.2   | 4.5    | 4.8    | 5.3    | 20.8  | 44.8   | 27.5  | 29.8   | 31.3  | 32.1   | 25.2   | 12.9  |
| -2  | 8.2   | 5.5    | 5.7    | 6.2    | 22.4  | 47.3   | 29.3  | 31.6   | 33.2  | 34.1   | 26.9   | 14.3  |
| 0   | 9.2   | 6.5    | 6.7    | 7.2    | 24.0  | 49.8   | 31.1  | 33.5   | 35.2  | 36.1   | 28.7   | 15.7  |
| 2   | 10.2  | 7.5    | 8.0    | 8.2    | 25.6  | 52.5   | 32.9  | 34.8   | 37.3  | 38.1   | 30.5   | 17.2  |
| 4   | 11.2  | 8.5    | 8.8    | 9.2    | 27.3  | 55.2   | 34.9  | 37.4   | 39.4  | 40.4   | 32.3   | 18.8  |
| 6   | 12.3  | 9.6    | 9.9    | 10.2   | 29.1  | 58.0   | 36.9  | 39.4   | 41.6  | 42.6   | 34.3   | 20.4  |
| 8   | 13.5  | 10.8   | 11.0   | 11.3   | 30.9  | 60.9   | 38.9  | 41.6   | 43.8  | 44.9   | 36.3   | 22.1  |
| 10  | 14.6  | 12.0   | 12.2   | 12.5   | 32.8  | 63.9   | 41.0  | 43.7   | 46.2  | 47.3   | 38.3   | 23.8  |
| 12  | 15.8  | 13.1   | 13.4   | 13.6   | 34.7  | 67.0   | 43.2  | 46.0   | 48.5  | 49.7   | 40.4   | 25.6  |
| 14  | 17.1  | 14.4   | 14.6   | 14.8   | 36.7  | 70.2   | 45.4  | 48.3   | 51.0  | 52.5   | 42.6   | 27.5  |
| 16  | 18.4  | 15.7   | 15.9   | 16.1   | 38.7  | 73.4   | 47.7  | 50.7   | 53.5  | 54.8   | 44.9   | 29.4  |
| 18  | 19.7  | 17.0   | 17.2   | 17.4   | 40.9  | 76.8   | 50.0  | 53.1   | 56.1  | 57.5   | 47.2   | 31.4  |
| 20  | 21.0  | 18.4   | 18.6   | 18.7   | 43.0  | 80.2   | 52.5  | 55.6   | 58.8  | 60.2   | 49.5   | 33.5  |
| 22  | 22.4  | 19.9   | 20.0   | 20.0   | 45.3  | 83.8   | 54.9  | 58.2   | 61.5  | 63.0   | 52.0   | 35.7  |
| 24  | 23.9  | 21.4   | 21.5   | 21.5   | 47.6  | 87.4   | 57.5  | 60.9   | 64.3  | 65.9   | 54.5   | 37.9  |
| 26  | 25.4  | 22.9   | 23.0   | 22.9   | 49.9  | 91.2   | 60.1  | 63.6   | 67.2  | 68.9   | 57.1   | 40.2  |
| 28  | 26.9  | 24.5   | 24.6   | 24.4   | 52.4  | 95.1   | 62.8  | 66.5   | 70.2  | 72.0   | 59.8   | 42.6  |
| 30  | 28.5  | 26.1   | 26.2   | 26.0   | 54.9  | 99.0   | 65.6  | 69.4   | 73.3  | 75.1   | 62.5   | 45.0  |
| 32  | 30.1  | 27.8   | 27.9   | 27.6   | 57.5  | 103.1  | 68.4  | 72.3   | 76.4  | 78.3   | 65.3   | 47.6  |
| 34  | 31.7  | 29.5   | 29.6   | 29.2   | 60.1  | 107.3  | 71.3  | 75.4   | 79.6  | 81.6   | 68.2   | 50.2  |
| 36  | 33.4  | 31.3   | 31.3   | 30.9   | 62.8  | 111.6  | 74.3  | 78.5   | 82.9  | 85.0   | 71.2   | 52.9  |
| 38  | 35.2  | 33.2   | 33.2   | 32.7   | 65.6  | 116.0  | 77.4  | 81.8   | 86.3  | 88.5   | 74.2   | 55.7  |
| 40  | 36.9  | 35.1   | 35.0   | 34.5   | 68.5  | 120.5  | 80.5  | 85.1   | 89.8  | 92.1   | 77.4   | 58.6  |
| 42  | 38.8  | 37.0   | 37.0   | 36.3   | 71.5  | 125.1  | 83.8  | 88.5   | 93.4  | 95.7   | 80.6   | 61.6  |
| 44  | 40.7  | 39.1   | 39.0   | 38.2   | 74.5  | 129.9  | 87.0  | 91.9   | 97.0  | 99.5   | 83.9   | 64.5  |
| 46  | 42.7  | 41.1   | 41.0   | 40.2   | 77.6  | 134.8  | 90.4  | 95.5   | 100.8 | 103.4  | 87.3   | 67.9  |
| 48  | 44.7  | 43.3   | 43.1   | 42.2   | 80.7  | 139.8  | 93.9  | 99.2   | 104.6 | 107.3  | 90.7   | 70.9  |
| 50  | 46.7  | 45.5   | 45.3   | 44.3   | 84.0  | 144.9  | 97.4  | 102.9  | 108.6 | 111.4  | 94.3   | 74.5  |
| 52  | 48.8  | 47.7   | 60.0   | 63.6   | 87.3  | 150.2  | 101.0 | 109.0  | 112.6 | 120.0  | 99.4   | 77.7  |
| 54  | 51.0  | 50.1   | 62.0   | 66.2   | 90.8  | 155.6  | 104.8 | 113.0  | 116.7 | 124.0  | 103.0  | 81.5  |
| 56  | 53.2  | 52.3   | 65.0   | 68.9   | 94.3  | 161.1  | 108.6 | 117.0  | 121.0 | 129.0  | 107.1  | 85.0  |
| 58  | 55.4  | 55.0   | 68.0   | 71.6   | 97.9  | 166.7  | 112.4 | 121.0  | 125.3 | 133.0  | 111.0  | 89.0  |
| 60  | 57.7  | 57.5   | 70.0   | 74.5   | 101.6 | 172.5  | 116.4 | 125.0  | 129.7 | 138.0  | 115.5  | 92.9  |
| 62  | 60.1  | 60.1   | 73.0   | 77.3   | 105.4 | 178.5  | 120.4 | 130.0  | 134.3 | 142.0  | 119.2  | 96.9  |
| 64  | 62.5  | 62.7   | 76.0   | 80.3   | 109.3 | 184.5  | 124.6 | 134.0  | 139.0 | 147.0  | 123.5  | 100.7 |
| 66  | 65.0  | 65.5   | 79.0   | 83.3   | 113.2 | 190.7  | 128.8 | 139.0  | 143.7 | 152.0  | 127.0  | 105.3 |
| 68  | 67.6  | 68.3   | 82.0   | 86.4   | 117.3 | 197.1  | 133.2 | 144.0  | 148.6 | 157.0  | 132.0  | 109.3 |
| 70  | 70.2  | 71.2   | 85.0   | 89.5   | 121.4 | 203.6  | 137.6 | 148.0  | 153.6 | 160.4  | 135.1  | 114.1 |
| 72  | 72.9  | 74.2   | 89.0   | 92.8   | 125.7 | 210.3  | 142.2 | 153.0  | 158.7 | 168.0  | 141.5  | 118.7 |
| 74  | 75.6  | 77.2   | 92.0   | 96.0   | 130.0 | 217.1  | 146.8 | 158.0  | 163.9 | 173.0  | 146.2  | 123.4 |
| 76  | 78.4  | 80.3   | 95.0   | 99.4   | 134.5 | 224.0  | 151.5 | 164.0  | 169.3 | 179.0  | 151.0  | 128.3 |
| 78  | 81.3  | 83.5   | 99.0   | 102.9  | 139.0 | 231.1  | 156.3 | 169.0  | 174.7 | 184.0  | 156.0  | 133.2 |
| 80  | 84.2  | 86.8   | 102.0  | 106.4  | 143.6 | 238.4  | 161.2 | 174.0  | 180.3 | 190.0  | 159.4  | 138.3 |
| 82  | 87.2  | 90.2   | 106.0  | 110.0  | 148.4 | 245.9  | 166.2 | 180.0  | 186.0 | 193.6  | 166.4  | 143.6 |
| 84  | 90.2  | 93.6   | 109.0  | 113.7  | 153.2 | 253.5  | 171.4 | 185.0  | 191.9 | 202.0  | 171.0  | 149.0 |
| 86  | 93.3  | 97.1   | 113.0  | 117.4  | 158.2 | 261.2  | 176.6 | 191.0  | 197.8 | 208.0  | 177.0  | 154.5 |
| 88  | 96.5  | 100.7  | 117.0  | 121.2  | 163.2 | 269.2  | 181.9 | 197.0  | 203.9 | 214.0  | 182.0  | 160.1 |
| 90  | 99.8  | 104.4  | 121.0  | 125.1  | 168.4 | 277.3  | 187.4 | 203.0  | 210.2 | 220.0  | 186.4  | 165.9 |
| 92  | 103.1 | 108.2  | 125.0  | 129.1  | 173.7 | 285.5  | 192.9 | 209.9  | 216.6 | 227.0  | 194.2  | 171.9 |
| 94  | 106.5 | 112.1  | 129.0  | 133.2  | 179.1 | 294.0  | 198.6 | 215.0  | 223.1 | 234.0  | 200.1  | 178.0 |
| 96  | 110.0 | 116.1  | 133.0  | 137.4  | 184.6 | 302.6  | 204.3 | 222.0  | 229.8 | 240.0  | 206.2  | 184.2 |
| 98  | 113.5 | 120.1  | 138.0  | 141.6  | 190.2 | 311.4  | 210.2 | 229.0  | 236.6 | 247.0  | 212.3  | 190.6 |
| 100 | 117.2 | 124.3  | 142.0  | 146.0  | 195.9 | 320.4  | 216.2 | 235.0  | 243.5 | 254.0  | 216.6  | 197.2 |
| 102 | 120.9 | 128.5  | 146.0  | 150.4  | 201.8 | 329.6  | 222.3 | 242.0  | 250.6 | 261.0  | 225.1  | 203.4 |
| 104 | 124.7 | 132.9  | 151.0  | 154.9  | 207.7 | 339.0  | 228.5 | 249.0  | 257.9 | 269.0  | 231.6  | 210.2 |
| 106 | 128.5 | 137.3  | 156.0  | 159.5  | 213.8 | 348.5  | 234.9 | 256.0  | 265.3 | 276.0  | 238.3  | 217.3 |
| 108 | 132.4 | 142.8  | 160.0  | 164.2  | 220.0 | 358.3  | 241.3 | 264.0  | 272.9 | 284.0  | 245.2  | 224.4 |
| 110 | 136.4 | 146.5  | 165.0  | 169.0  | 226.4 | 368.2  | 247.9 | 271.0  | 280.6 | 292.0  | 250.0  | 232.3 |
| 112 | 140.5 | 151.3  | 170.0  | 173.9  | 232.8 | 378.3  | 254.6 | 279.0  | 288.6 | 299.0  | 259.2  | 239.3 |
| 114 | 144.7 | 156.1  | 175.0  | 178.8  | 239.4 | 388.7  | 261.5 | 286.0  | 296.6 | 307.0  | 266.0  | 247.0 |
| 116 | 148.9 | 161.1  | 180.0  | 183.9  | 246.1 | 399.2  | 268.4 | 294.0  | 304.9 | 316.0  | 273.0  | 254.8 |
| 118 | 153.2 | 166.1  | 185.0  | 189.1  | 252.9 | 410.0  | 275.5 | 302.0  | 313.3 | 324.0  | 281.0  | 262.9 |
| 120 | 157.7 | 171.3  | 191.0  | 194.3  | 259.9 | 420.9  | 282.7 | 311.0  | 321.9 | 332.0  | 286.8  | 271.7 |
| 122 | 162.2 | 176.6  | 196.0  | 199.7  | 267.0 | 432.1  | 290.1 | 319.0  | 330.7 | 341.0  | 296.9  | 279.5 |
| 124 | 166.7 | 182.0  | 202.0  | 205.2  | 274.3 | 443.5  | 297.6 | 328.0  | 339.7 | 350.0  | 304.9  | 288.0 |
| 126 | 171.4 | 187.5  | 207.0  | 210.8  | 281.6 | 455.1  | 305.2 | 336.0  | 348.9 | 359.0  | 313.0  | 296.8 |
| 128 | 176.2 | 193.1  | 213.0  | 216.5  | 289.1 | 466.9  | 313.9 | 345.0  | 358.2 | 368.0  | 321.3  | 305.7 |
| 130 | 181.0 | 198.9  | 219.0  | 222.3  | 296.8 | 478.9  | 320.8 | 354.0  | 367.8 | 377.0  | 327.4  | 315.0 |
| 132 | 185.9 | 204.7  | 225.0  | 228.2  | 304.6 | 491.2  | 328.9 | 364.0  | 377.6 | 387.0  | 338.3  | 324.2 |
| 134 | 191.0 | 210.7  | 231.0  | 234.2  | 312.5 | 503.7  | 337.1 | 373.0  | 387.5 | 394.6  | 347.1  | 333.7 |
| 136 | 196.1 | 216.8  | 237.0  | 240.8  | 320.6 | 516.4  | 345.4 | 383.0  | 397.7 | 406.0  | 356.0  | 343.5 |
| 138 | 201.3 | 223.0  | 243.0  | 246.5  | 328.9 | 529.4  | 353.9 | 392.0  | 408.1 | 416.0  | 365.0  | 353.4 |
| 140 | 206.6 | 229.4  | 250.0  | 252.9  | 337.3 | 542.5  | 362.6 | 402.0  | 418.7 | 426.0  | 371.9  | 365.0 |
| 142 | 212.0 | 235.8  | 256.0  | 259.3  | 345.8 | 556.0  | 371.4 | 413.0  | 429.6 | 436.0  | 383.7  | 373.9 |
| 144 | 217.5 | 242.4  | 263.0  | 265.9  | 354.5 | 569.6  | 380.4 | 4      |       |        |        |       |



# Technical Information

**Refrigerant Temperature Pressure Chart**

| °C  | °F  | R-12  | R-134A | R-401A | R-22  | R-410A | R-502 | R-404A | R-507 |
|-----|-----|-------|--------|--------|-------|--------|-------|--------|-------|
| -46 | -50 | 15.4  | 18.4   | 18.5   | 6.2   | 5.8    | 0.2   | 0.0    | 0.9   |
| -44 | -48 | 14.6  | 17.7   | 17.7   | 4.8   | 6.9    | 0.7   | 0.8    | 1.7   |
| -43 | -46 | 13.8  | 17.0   | 17.0   | 3.4   | 8.0    | 1.5   | 1.6    | 2.6   |
| -42 | -44 | 12.9  | 16.2   | 16.0   | 2.0   | 9.2    | 2.3   | 2.5    | 3.5   |
| -41 | -42 | 11.9  | 15.4   | 15.0   | 0.5   | 10.4   | 3.2   | 3.4    | 4.5   |
| -40 | -40 | 11.0  | 14.5   | 14.5   | 0.5   | 11.7   | 4.1   | 5.5    | 5.5   |
| -39 | -38 | 10.0  | 13.7   | 13.5   | 1.3   | 13.0   | 5.0   | 6.5    | 6.5   |
| -38 | -36 | 8.9   | 12.8   | 12.5   | 2.2   | 14.4   | 6.0   | 7.5    | 7.6   |
| -37 | -34 | 7.8   | 11.8   | 11.5   | 3.0   | 15.9   | 7.0   | 8.6    | 8.7   |
| -36 | -32 | 6.7   | 10.8   | 10.6   | 4.0   | 17.3   | 8.1   | 9.7    | 9.9   |
| -34 | -30 | 5.5   | 9.7    | 9.0    | 4.9   | 18.9   | 9.2   | 10.8   | 11.1  |
| -33 | -28 | 4.3   | 8.6    | 8.3    | 5.9   | 20.5   | 10.3  | 12.0   | 12.4  |
| -32 | -26 | 3.0   | 7.7    | 7.0    | 6.9   | 22.2   | 11.5  | 13.2   | 13.7  |
| -31 | -24 | 1.6   | 6.2    | 6.0    | 7.9   | 23.9   | 12.7  | 14.5   | 15.0  |
| -30 | -22 | 0.3   | 4.9    | 4.5    | 9.0   | 25.7   | 14.0  | 15.8   | 16.4  |
| -29 | -20 | 0.6   | 3.6    | 3.5    | 10.1  | 27.5   | 15.3  | 17.1   | 17.8  |
| -28 | -18 | 1.3   | 2.3    | 2.0    | 11.3  | 29.4   | 16.7  | 18.5   | 19.3  |
| -27 | -16 | 2.1   | 0.8    | 0.5    | 12.5  | 31.4   | 18.1  | 20.0   | 20.9  |
| -26 | -14 | 2.8   | 0.3    | 0.4    | 13.8  | 33.5   | 19.5  | 21.5   | 22.5  |
| -24 | -12 | 3.7   | 1.1    | 1.4    | 15.1  | 35.6   | 21.0  | 23.0   | 24.1  |
| -23 | -10 | 4.5   | 1.9    | 2.2    | 16.5  | 37.8   | 22.6  | 24.6   | 25.8  |
| -22 | -8  | 5.4   | 2.8    | 3.1    | 17.9  | 40.0   | 24.2  | 26.3   | 27.6  |
| -21 | -6  | 6.3   | 3.6    | 3.9    | 19.3  | 42.4   | 25.8  | 28.0   | 29.4  |
| -20 | -4  | 7.2   | 4.5    | 4.8    | 20.8  | 44.8   | 27.5  | 29.8   | 31.3  |
| -19 | -2  | 8.2   | 5.5    | 5.7    | 22.4  | 47.3   | 29.3  | 31.6   | 33.2  |
| -18 | 0   | 9.2   | 6.5    | 6.7    | 24.0  | 49.8   | 31.1  | 33.5   | 35.2  |
| -17 | 2   | 10.2  | 7.5    | 8.0    | 25.6  | 52.5   | 32.9  | 34.8   | 37.3  |
| -16 | 4   | 11.2  | 8.5    | 8.8    | 27.3  | 55.2   | 34.9  | 37.4   | 39.4  |
| -14 | 6   | 12.3  | 9.6    | 9.9    | 29.1  | 58.0   | 36.9  | 39.4   | 41.6  |
| -13 | 8   | 13.5  | 10.8   | 11.0   | 30.9  | 60.9   | 38.9  | 41.6   | 43.8  |
| -12 | 10  | 14.6  | 12.0   | 12.2   | 32.8  | 63.9   | 41.0  | 43.7   | 46.2  |
| -11 | 12  | 15.8  | 13.1   | 13.4   | 34.7  | 67.0   | 43.2  | 46.0   | 48.5  |
| -10 | 14  | 17.1  | 14.4   | 14.6   | 36.7  | 70.2   | 45.4  | 48.3   | 51.0  |
| -9  | 16  | 18.4  | 15.7   | 15.9   | 38.7  | 73.4   | 47.7  | 50.7   | 53.5  |
| -8  | 18  | 19.7  | 17.0   | 17.2   | 40.9  | 76.8   | 50.0  | 53.1   | 56.1  |
| -7  | 20  | 21.0  | 18.4   | 18.6   | 43.0  | 80.2   | 52.5  | 55.6   | 58.8  |
| -6  | 22  | 22.4  | 19.9   | 20.0   | 45.3  | 83.8   | 54.9  | 58.2   | 61.5  |
| -4  | 24  | 23.9  | 21.4   | 21.5   | 47.6  | 87.4   | 57.5  | 60.9   | 64.3  |
| -3  | 26  | 25.4  | 22.9   | 23.0   | 49.9  | 91.2   | 60.1  | 63.6   | 67.2  |
| -2  | 28  | 26.9  | 24.5   | 24.6   | 52.4  | 95.1   | 62.8  | 66.5   | 70.2  |
| -1  | 30  | 28.5  | 26.1   | 26.2   | 54.9  | 99.0   | 65.6  | 69.4   | 73.3  |
| 0   | 32  | 30.1  | 27.8   | 27.9   | 57.5  | 103.1  | 68.4  | 72.3   | 76.4  |
| 1   | 34  | 31.7  | 29.5   | 29.6   | 60.1  | 107.3  | 71.3  | 75.4   | 79.6  |
| 2   | 36  | 33.4  | 31.3   | 31.3   | 62.8  | 111.6  | 74.3  | 78.5   | 82.9  |
| 3   | 38  | 35.2  | 33.2   | 33.2   | 65.6  | 116.0  | 77.4  | 81.8   | 86.3  |
| 4   | 40  | 36.9  | 35.1   | 35.0   | 68.5  | 120.5  | 80.5  | 85.1   | 89.8  |
| 6   | 42  | 38.8  | 37.0   | 37.0   | 71.5  | 125.1  | 83.8  | 88.5   | 93.4  |
| 7   | 44  | 40.7  | 39.1   | 39.0   | 74.5  | 129.9  | 87.0  | 91.9   | 97.0  |
| 8   | 46  | 42.7  | 41.1   | 41.0   | 77.6  | 134.8  | 90.4  | 95.5   | 100.8 |
| 9   | 48  | 44.7  | 43.3   | 43.1   | 80.7  | 139.8  | 93.9  | 99.2   | 104.6 |
| 10  | 50  | 46.7  | 45.5   | 45.3   | 84.0  | 144.9  | 97.4  | 102.8  | 108.6 |
| 11  | 52  | 48.8  | 47.7   | 47.7   | 87.3  | 150.2  | 101.0 | 109.0  | 112.6 |
| 12  | 54  | 51.0  | 50.1   | 50.1   | 90.8  | 155.6  | 104.8 | 113.0  | 116.7 |
| 13  | 56  | 53.2  | 52.3   | 52.3   | 94.3  | 161.1  | 108.6 | 117.0  | 121.0 |
| 14  | 58  | 55.4  | 55.0   | 55.0   | 97.9  | 166.7  | 112.4 | 121.0  | 125.3 |
| 16  | 60  | 57.7  | 57.5   | 57.5   | 101.6 | 172.5  | 116.4 | 125.0  | 129.7 |
| 17  | 62  | 60.1  | 60.1   | 60.1   | 105.4 | 178.5  | 120.4 | 130.0  | 134.3 |
| 18  | 64  | 62.5  | 62.7   | 62.7   | 109.3 | 184.5  | 124.6 | 134.0  | 139.0 |
| 19  | 66  | 65.0  | 65.5   | 65.5   | 113.2 | 190.7  | 128.8 | 139.0  | 143.7 |
| 20  | 68  | 67.6  | 68.3   | 68.3   | 117.3 | 197.1  | 133.2 | 144.0  | 148.6 |
| 21  | 70  | 70.2  | 71.2   | 71.2   | 121.4 | 203.6  | 137.6 | 148.0  | 153.6 |
| 22  | 72  | 72.9  | 74.2   | 74.2   | 125.7 | 210.3  | 142.2 | 153.0  | 158.7 |
| 23  | 74  | 75.6  | 77.2   | 77.2   | 130.0 | 217.1  | 146.8 | 158.0  | 163.9 |
| 24  | 76  | 78.4  | 80.3   | 80.3   | 134.5 | 224.0  | 151.5 | 164.0  | 169.3 |
| 26  | 78  | 81.3  | 83.5   | 83.5   | 139.0 | 231.1  | 156.3 | 169.0  | 174.7 |
| 27  | 80  | 84.2  | 86.8   | 86.8   | 143.6 | 238.4  | 161.2 | 174.0  | 180.3 |
| 28  | 82  | 87.2  | 90.2   | 90.2   | 148.4 | 245.9  | 166.2 | 180.0  | 186.0 |
| 29  | 84  | 90.2  | 93.6   | 93.6   | 153.2 | 253.5  | 171.4 | 185.0  | 191.9 |
| 30  | 86  | 93.3  | 97.1   | 97.1   | 158.2 | 261.2  | 176.6 | 191.0  | 197.8 |
| 31  | 88  | 96.5  | 100.7  | 100.7  | 163.2 | 269.2  | 181.9 | 197.0  | 203.9 |
| 32  | 90  | 99.8  | 104.4  | 104.4  | 168.4 | 277.3  | 187.4 | 203.0  | 210.2 |
| 33  | 92  | 103.1 | 108.2  | 108.2  | 173.7 | 285.5  | 192.9 | 209.0  | 216.6 |
| 34  | 94  | 106.5 | 112.1  | 112.1  | 179.1 | 294.0  | 198.6 | 215.0  | 223.1 |
| 36  | 96  | 110.0 | 116.1  | 116.1  | 184.6 | 302.6  | 204.3 | 222.0  | 229.8 |
| 37  | 98  | 113.5 | 120.1  | 120.1  | 190.2 | 311.4  | 210.2 | 229.0  | 236.6 |
| 38  | 100 | 117.2 | 124.3  | 124.3  | 195.9 | 320.4  | 216.2 | 235.0  | 243.5 |
| 39  | 102 | 120.9 | 128.5  | 128.5  | 201.8 | 329.6  | 222.3 | 242.0  | 250.6 |
| 40  | 104 | 124.7 | 132.9  | 132.9  | 207.7 | 339.0  | 228.5 | 249.0  | 257.9 |
| 41  | 106 | 128.5 | 137.3  | 137.3  | 213.8 | 348.5  | 234.9 | 256.0  | 265.3 |
| 42  | 108 | 132.4 | 142.8  | 142.8  | 220.0 | 358.3  | 241.3 | 264.0  | 272.9 |
| 43  | 110 | 136.4 | 146.5  | 146.5  | 226.4 | 368.2  | 247.9 | 271.0  | 280.6 |
| 44  | 112 | 140.5 | 151.3  | 151.3  | 232.8 | 378.3  | 254.6 | 279.0  | 288.6 |
| 46  | 114 | 144.7 | 156.1  | 156.1  | 239.4 | 388.7  | 261.5 | 286.0  | 296.6 |
| 47  | 116 | 148.9 | 161.1  | 161.1  | 246.1 | 399.2  | 268.4 | 294.0  | 304.9 |
| 48  | 118 | 153.2 | 166.1  | 166.1  | 252.9 | 410.0  | 275.5 | 302.0  | 313.3 |
| 49  | 120 | 157.7 | 171.3  | 171.3  | 259.9 | 420.9  | 282.7 | 311.0  | 321.9 |
| 50  | 122 | 162.2 | 176.6  | 176.6  | 267.0 | 432.1  | 290.1 | 319.0  | 330.7 |
| 51  | 124 | 166.7 | 182.0  | 182.0  | 274.3 | 443.5  | 297.6 | 328.0  | 339.7 |
| 52  | 126 | 171.4 | 187.5  | 187.5  | 281.6 | 455.1  | 305.2 | 336.0  | 348.9 |
| 53  | 128 | 176.2 | 193.1  | 193.1  | 289.1 | 466.9  | 312.9 | 345.0  | 358.2 |
| 54  | 130 | 181.0 | 198.9  | 198.9  | 296.8 | 478.9  | 320.8 | 354.0  | 367.8 |
| 56  | 132 | 185.9 | 204.7  | 204.7  | 304.6 | 491.2  | 328.9 | 364.0  | 377.6 |
| 57  | 134 | 191.0 | 210.7  | 210.7  | 312.5 | 503.7  | 337.1 | 373.0  | 387.5 |
| 58  | 136 | 196.1 | 216.8  | 216.8  | 320.6 | 516.4  | 345.4 | 383.0  | 397.7 |
| 59  | 138 | 201.3 | 223.0  | 223.0  | 328.9 | 529.4  | 353.9 | 392.0  | 408.1 |
| 60  | 140 | 206.6 | 229.4  | 229.4  | 337.3 | 542.5  | 362.6 | 402.0  | 418.7 |
| 61  | 142 | 212.0 | 235.8  | 235.8  | 345.8 | 556.0  | 371.4 | 413.0  | 429.6 |
| 62  | 144 | 217.5 | 242.4  | 242.4  | 354.5 | 569.6  | 380.4 | 423.0  | 440.6 |
| 63  | 146 | 223.1 | 249.2  | 249.2  | 363.3 | 583.6  | 389.5 | 434.0  | 451.9 |
| 64  | 148 | 228.8 | 256.0  | 256.0  | 372.3 | 597.7  | 398.9 | 444.0  | 462.0 |
| 66  | 150 | 234.6 | 263.0  | 263.0  | 381.5 | 612.1  | 408.4 | 449.0  | 475.3 |



# INDEX

## A

### A.O. SMITH

|                            |         |
|----------------------------|---------|
| Motors, Blower.....        | 239–240 |
| Motors, Condenser Fan..... | 239     |
| Motors, MultiFit.....      | 240     |
| Motors, Oil Burner.....    | 240     |
| Motors, Pump.....          | 241     |

### A/C

|                                      |         |
|--------------------------------------|---------|
| Dye Injector Kits, Yellow Jacket.... | 409     |
| Whips, MA-Line.....                  | 315–316 |

### A/C SCREW

|                               |     |
|-------------------------------|-----|
| Injectors, Yellow Jacket..... | 419 |
|-------------------------------|-----|

### A/C SYSTEM

|                     |     |
|---------------------|-----|
| Flushes, VAPCO..... | 373 |
|---------------------|-----|

### ABRASIVE PADS

|              |     |
|--------------|-----|
| MA-Line..... | 376 |
|--------------|-----|

### ABS-DWV SCHEDULE 40

|                        |     |
|------------------------|-----|
| Couplings, EZ-Flo..... | 175 |
| Elbows, EZ-Flo.....    | 176 |

### AC LEAK FREEZE

|                              |     |
|------------------------------|-----|
| Leak Freeze Accessories..... | 471 |
| Leak Stopper.....            | 471 |

### AC LEAK REPAIR KITS

|            |     |
|------------|-----|
| Supco..... | 472 |
|------------|-----|

### ACCESS

|                      |     |
|----------------------|-----|
| Fittings, Supco..... | 422 |
| Tees, Supco.....     | 423 |

### ACETYLENE

|                          |     |
|--------------------------|-----|
| Regulators, Uniweld..... | 424 |
|--------------------------|-----|

### ACID

|                      |     |
|----------------------|-----|
| Brushes, EZ-Flo..... | 375 |
|----------------------|-----|

### ACME MIAMI

|                             |     |
|-----------------------------|-----|
| Blowers, Crossflow.....     | 237 |
| Blowers, Tangential.....    | 238 |
| Boosters, Dryer Vent.....   | 192 |
| Fans, Duct.....             | 237 |
| Fans, In-Line.....          | 238 |
| Guards, Rain.....           | 238 |
| Motors, Evaporator Fan..... | 237 |
| Mounts, Motor.....          | 238 |

### ACTUATOR

|                               |    |
|-------------------------------|----|
| Spring Steels, Whirlpool..... | 68 |
|-------------------------------|----|

### ACTUATORS

|                                 |    |
|---------------------------------|----|
| Ice, Electrolux.....            | 22 |
| Trash Compactor, Whirlpool..... | 61 |
| Water, Electrolux.....          | 20 |

### ADAPTER

|                           |     |
|---------------------------|-----|
| Hoses, Yellow Jacket..... | 414 |
|---------------------------|-----|

### ADAPTER CORDS

|                    |     |
|--------------------|-----|
| Yellow Jacket..... | 434 |
|--------------------|-----|

### ADAPTER KITS

|              |     |
|--------------|-----|
| FASCO.....   | 292 |
| MA-Line..... | 453 |

### ADAPTER KITS & PARTS

|                      |     |
|----------------------|-----|
| Mounting, FASCO..... | 296 |
|----------------------|-----|

### ADAPTER PLATES

|            |     |
|------------|-----|
| FASCO..... | 292 |
|------------|-----|

### ADAPTERS

|                                     |     |
|-------------------------------------|-----|
| Compression, EZ-Flo.....            | 153 |
| Copper, EZ-Flo.....                 | 171 |
| Drain, EZ-Flo.....                  | 124 |
| Faucet, Whirlpool.....              | 65  |
| Gauge, Supco.....                   | 423 |
| Line Voltage, MA-Line.....          | 432 |
| Male, EZ-Flo.....                   | 172 |
| Mini-Split, Mastercool.....         | 383 |
| Pressure, EZ-Flo.....               | 176 |
| Stem Elbow to Tube, EZ-Flo.....     | 173 |
| Stem-to-Tube, EZ-Flo.....           | 172 |
| Straight, Mastercool.....           | 383 |
| Terminal Reducer, ERP.....          | 459 |
| Water Filter, General Electric..... | 60  |

### ADAPT-O-KIT

|              |     |
|--------------|-----|
| Emerson..... | 101 |
|--------------|-----|

### ADDITIVES

|                 |     |
|-----------------|-----|
| Oil, Supco..... | 366 |
|-----------------|-----|

### ADHESIVES

|                        |     |
|------------------------|-----|
| Industrial, VAPCO..... | 456 |
| Spray, VAPCO.....      | 457 |
| VAPCO.....             | 457 |

### ADJUSTABLE

|                         |     |
|-------------------------|-----|
| Elbows, Deflect-o.....  | 178 |
| Thermostats, NAPCO..... | 326 |
| Thermostats, Supco..... | 340 |
| Timers, Supco.....      | 161 |
| Towel Bars, EZ-Flo..... | 229 |
| Wrenches, EZ-Flo.....   | 455 |

### ADJUSTABLE AIRSTREAM

|                         |     |
|-------------------------|-----|
| Thermostats, Supco..... | 340 |
|-------------------------|-----|

### ADJUST-A-VALVE

|                             |     |
|-----------------------------|-----|
| Openers, Yellow Jacket..... | 415 |
|-----------------------------|-----|

### AERATORS

|                     |     |
|---------------------|-----|
| Faucet, EZ-Flo..... | 209 |
|---------------------|-----|

### AGITATOR

|                                 |    |
|---------------------------------|----|
| Bolts, Whirlpool.....           | 75 |
| Cam Kits, Whirlpool.....        | 75 |
| Couplers, General Electric..... | 39 |
| Dogs, Whirlpool.....            | 72 |
| O-Rings, Whirlpool.....         | 78 |

### AGITATOR ASSEMBLIES

|                        |    |
|------------------------|----|
| Electrolux.....        | 10 |
| Washer, Whirlpool..... | 76 |

### AGITATORS

|                               |    |
|-------------------------------|----|
| Washer, General Electric..... | 39 |
|-------------------------------|----|

### AIR

|                              |     |
|------------------------------|-----|
| Deflectors, Deflect-o.....   | 180 |
| Filters, Electrolux.....     | 25  |
| Filters, ERP.....            | 194 |
| Gaps, EZ-Flo.....            | 124 |
| Switches, White-Rodgers..... | 358 |
| Tubing, MA-Line.....         | 475 |

### AIR CONDITIONING

|                      |     |
|----------------------|-----|
| Compressors, Bristol |     |
| Compressors.....     | 336 |

### AIR CONTENT

|                            |     |
|----------------------------|-----|
| Analyzers, Mastercool..... | 395 |
|----------------------------|-----|

### AIR DIFFUSER ASSEMBLIES

|                              |    |
|------------------------------|----|
| Refrigerator, Whirlpool..... | 88 |
|------------------------------|----|

### AIR DIFFUSERS

|                    |          |
|--------------------|----------|
| Dundas Jafine..... | 180, 185 |
|--------------------|----------|

### AIR FILTERS

|            |     |
|------------|-----|
| Supco..... | 149 |
|------------|-----|

### AIR INLET COVER

|                                    |    |
|------------------------------------|----|
| Damper Kits, General Electric..... | 51 |
|------------------------------------|----|

### AIR PRESSURE

|                      |         |
|----------------------|---------|
| Switches, Supco..... | 351–352 |
|----------------------|---------|

### AIR PRESSURE SENSING

|                           |     |
|---------------------------|-----|
| Switch Kits, Packard..... | 329 |
|---------------------------|-----|

### AIR VELOCITY

|                                  |     |
|----------------------------------|-----|
| Temperature Meters, Mastercool.. | 388 |
|----------------------------------|-----|

### AL BLOWER

|                                |     |
|--------------------------------|-----|
| Pulleys, Jason Industrial..... | 145 |
|--------------------------------|-----|

### ALARM KITS

|                                 |          |
|---------------------------------|----------|
| Dryer Lint, DrySafer.....       | 131, 177 |
| Smoke & Fire, USI Electric..... | 234      |

### ALARMS

|                                    |         |
|------------------------------------|---------|
| CO & Natural Gas, USI Electric.... | 236     |
| Combination, USI Electric.....     | 236     |
| Smoke & Fire, USI Electric... ..   | 234–236 |

### ALERTS

|                    |          |
|--------------------|----------|
| Lint Build-Up..... | 131, 177 |
|--------------------|----------|

### ALLIGATOR

|                     |     |
|---------------------|-----|
| Clips, MA-Line..... | 434 |
|---------------------|-----|

### ALUMINUM

|                                |              |
|--------------------------------|--------------|
| Dryer Vents, Deflect-o.....    | 182          |
| Ducts, Deflect-o.....          | 182          |
| Ducts, Dundas Jafine.... ..    | 187–188, 190 |
| Elbows, Deflect-o.....         | 178          |
| Elbows, Dundas Jafine.....     | 190          |
| Vent Boxes, Dundas Jafine..... | 190          |

### ALUMINUM DUCT

|                    |     |
|--------------------|-----|
| Dundas Jafine..... | 188 |
|--------------------|-----|

### ALUMINUM FOIL

|                   |     |
|-------------------|-----|
| Tape, EZ-Flo..... | 473 |
|-------------------|-----|

# INDEX

|                                       |                                     |  |
|---------------------------------------|-------------------------------------|--|
| <b>ALUMINUM TUBING</b>                | <b>AUGER ASSEMBLIES</b>             | <b>BANDED COUPLINGS</b>                    |
| MA-Line .....476                      | Icemaker, General Electric ..... 53 | Black Malleable, EZ-Flo ..... 168          |
| <b>ALUMINUM TUBING KITS</b>           | <b>AUGER MOTOR</b>                  | <b>BARRIER</b>                             |
| MA-Line .....476                      | Couplings, Whirlpool ..... 91       | Tape, EZ-Flo ..... 476                     |
| <b>AMANA</b>                          | <b>AUTOMATIC ROLLOUT</b>            | <b>BASEBOARD</b>                           |
| Blowers, Draft Inducer .....296       | T-Stats, NAPCO ..... 325            | Tees, EZ-Flo ..... 170                     |
| <b>AMERICAN METAL FILTER</b>          | <b>AUTOMOTIVE</b>                   | <b>BASIN</b>                               |
| Filters, Grease & Odor .....192–194   | Couplers, Mastercool ..... 383      | Wrenches, EZ-Flo ..... 455                 |
| <b>AMMONIA</b>                        | <b>AUTO-RANGING</b>                 | <b>BASKETS</b>                             |
| Manifolds, Yellow Jacket .....416     | Megohmmeters, MA-Line ..... 427     | Dishwasher, General Electric ..... 33      |
| <b>ANALOG</b>                         | <b>AUXILIARY</b>                    | Silverware, Electrolux ..... 3             |
| Multimeters, MA-Line .....428         | Switches, Packard ..... 332         | Silverware, Whirlpool ..... 64             |
| Multimeters, UEI .....441             | <b>AXLES</b>                        | <b>BATH</b>                                |
| <b>ANALYZERS</b>                      | Rack Roller, Whirlpool ..... 62     | Drain Assemblies, EZ-Flo ..... 219         |
| Air Content, Mastercool .....395      |                                     | <b>BATHROOM</b>                            |
| <b>ANCHOR KITS</b>                    |                                     | Cleaners, Summit Brands ..... 364          |
| Plastic, MA-Line .....457             |                                     | <b>BATTERY</b>                             |
| Self-Drilling, MA-Line .....457       |                                     | Clips, MA-Line .....434                    |
| <b>ANEMOMETERS</b>                    |                                     | <b>BEARING</b>                             |
| MA-Line .....430                      |                                     | Glide Kits, Whirlpool ..... 71             |
| <b>ANGLE</b>                          |                                     | Hinge Closers, Electrolux ..... 26         |
| Valves, EZ-Flo ..... 173              |                                     | <b>BEARING KITS</b>                        |
| <b>ANTIFREEZE</b>                     |                                     | Drum, Electrolux ..... 7                   |
| Arctic Protection, VAPCO .....373     |                                     | Rear Drum, General Electric ..... 36       |
| Ethylene Glycol, VAPCO .....373       |                                     | <b>BEARING SLEEVES</b>                     |
| <b>ANTI-TIP</b>                       |                                     | Drum, General Electric ..... 36            |
| Brackets, Whirlpool .....84           |                                     | <b>BEARING SUPPORTS</b>                    |
| <b>ANTI-TIP KITS</b>                  |                                     | Drum, General Electric ..... 36            |
| Range, General Electric .....47       |                                     | <b>BEARINGS</b>                            |
| <b>APPLIANCE</b>                      |                                     | Dishwasher, Whirlpool ..... 62             |
| Dollies, Yeats .....444–445           |                                     | Drum, Electrolux ..... 7                   |
| Light Bulbs, Whirlpool .....81        |                                     | Drum, ERP ..... 138                        |
| Power Cords, General Electric .....31 |                                     | <b>BELLOW KITS</b>                         |
| Screws, Whirlpool .....85             |                                     | Electrolux ..... 12                        |
| <b>APPLIANCE BRUSHES</b>              |                                     | <b>BELLOWS</b>                             |
| Dundas Jafine ..... 190               |                                     | Clamp, Electrolux ..... 13                 |
| <b>APPLIANCE DOLLY</b>                |                                     | <b>BELLOWS/SEALS</b>                       |
| Handles, Yeats .....445               |                                     | Tub, Whirlpool ..... 77                    |
| Wheels, Yeats .....445                |                                     | <b>BELT</b>                                |
| <b>APPLIANCE DOLLY PARTS LIST</b>     |                                     | Dressing, VAPCO ..... 469                  |
| Yeats .....444                        |                                     | <b>BELTS</b>                               |
| <b>ARCTIC PROTECTION</b>              |                                     | Drive, General Electric ..... 40           |
| Antifreeze, VAPCO .....373            |                                     | Drive, Whirlpool ..... 64, 73              |
| <b>ARMS</b>                           |                                     | Drum, Electrolux ..... 6                   |
| Idler, Whirlpool .....72              |                                     | Dryer, Whirlpool ..... 68                  |
| Shower, EZ-Flo .....218               |                                     | Laundry, Jason Industrial... 133, 321, 431 |
| Spray, Whirlpool .....61              |                                     | Transmission & Pump, Whirlpool .... 73     |
| <b>ARMSTRONG AIR</b>                  |                                     | Washer, ERP ..... 133                      |
| Motors, Draft Inducer Blower .....241 |                                     | Washer, General Electric ..... 40          |
| <b>AUGER</b>                          |                                     | <b>BENDING ADAPTER</b>                     |
| Motors, Whirlpool .....88             |                                     | Mastercool ..... 390                       |

## B

### BACKDRAFT

Dampers, Deflect-o ..... 183

### BACKER-EHP

Elements, Water Heater ..... 128–129

Thermostats, Water Heater ..... 129

### BAFFLES

Corner Door, General Electric ..... 32

Tub, Whirlpool ..... 77

### BAGS

Trash Compactor, General Electric 31

Trash Compactor, Whirlpool ..... 61

### BAIL-ARM

Extensions, Electrolux ..... 22

### BAKE & BROIL

Elements, Electrolux ..... 14

Elements, Emerson ..... 93

Elements, General Electric ..... 42

Elements, Whirlpool ..... 81

### BALANCE SPRINGS

Door, Whirlpool ..... 63

### BALL

Valve Tools, Yellow Jacket ..... 399

Valves, EZ-Flo ..... 224

### BALL REDUCERS

Black Malleable, EZ-Flo ..... 168

### BALL VALVE MANIFOLD SETS

Mastercool ..... 380

### BALL VALVES

Compact, Yellow Jacket ..... 414

### BALLS

Lid Hinge, Whirlpool ..... 73

### BAND

Mounting Kits, FASCO ..... 295

# INDEX

|                                      |         |                                     |         |                                      |         |
|--------------------------------------|---------|-------------------------------------|---------|--------------------------------------|---------|
| <b>BIBBS</b>                         |         | <b>BLOWERS</b>                      |         | <b>BRACKETS</b>                      |         |
| Hose, EZ-Flo .....                   | 224     | Centrifugal, FASCO .....            | 273–274 | Anti-Tip, Whirlpool .....            | 84      |
| <b>BI-METAL</b>                      |         | Crossflow, Acme Miami .....         | 237     | Mounting, MA-Line .....              | 294–295 |
| Fuses, Whirlpool .....               | 72      | Direct Drive, FASCO .....           | 281     | Mounting, Whirlpool .....            | 63      |
| <b>BINS</b>                          |         | Draft Inducer, Amana .....          | 296     | Towel Bar, EZ-Flo .....              | 229     |
| Door, Electrolux .....               | 26      | Draft Inducer, Goodman .....        | 297     | Upper Mounting, Whirlpool .....      | 63      |
| Refrigerator, Whirlpool .....        | 87      | Draft Inducer, ICP .....            | 297     |                                      |         |
| <b>BIRD</b>                          |         | Draft Inducer, Johnson Controls ... | 297     | <b>BRANCH</b>                        |         |
| Guards, Deflect-o .....              | 184     | Draft Inducer, Lennox .....         | 297     | Tailpieces, EZ-Flo .....             | 215     |
| <b>BLACK</b>                         |         | Draft Inducer, Rheem .....          | 310     | <b>BRASS</b>                         |         |
| Drip Bowls, Whirlpool .....          | 83      | Draft Inducer, Trane .....          | 311     | Tees, EZ-Flo .....                   | 170     |
| Drip Pans, General Electric .....    | 47      | Tangential, Acme Miami .....        | 238     | <b>BRAZE-IN</b>                      |         |
| <b>BLACK MALLEABLE</b>               |         |                                     |         | Fittings, Yellow Jacket .....        | 415     |
| Ball Reducers, EZ-Flo .....          | 168     | <b>BOILER</b>                       |         | <b>BRAZING</b>                       |         |
| Banded Couplings, EZ-Flo .....       | 168     | Gauges, MA-Line .....               | 468     | Rods, EZ-Flo .....                   | 375     |
| Bushings, EZ-Flo .....               | 168     | <b>BOLT &amp; NUT</b>               |         | <b>BRAZING &amp; WELDING TIPS</b>    |         |
| Caps, EZ-Flo .....                   | 167     | Clamps, Deflect-o .....             | 179     | Uniweld .....                        | 424     |
| Elbows - 45°, EZ-Flo .....           | 167     | <b>BOLT CAPS</b>                    |         | <b>BRAZING TIPS</b>                  |         |
| Nipples, EZ-Flo .....                | 168     | Toilet Bowl, EZ-Flo .....           | 223     | Uniweld .....                        | 424     |
| Plugs, EZ-Flo .....                  | 168     | <b>BOLT KITS</b>                    |         | <b>BREAKERS</b>                      |         |
| Tees, EZ-Flo .....                   | 167     | Washer, Whirlpool .....             | 74      | Vacuum, EZ-Flo .....                 | 224     |
| Unions, EZ-Flo .....                 | 168     | <b>BOLT SETS</b>                    |         | <b>BRISTOL COMPRESSORS</b>           |         |
| <b>BLACK MAX</b>                     |         | Closet, EZ-Flo .....                | 222     | Compressors, Air Conditioning .....  | 336     |
| Coil Cleaners, EZ-Flo .....          | 363     | <b>BOLTS</b>                        |         | <b>BRUSH &amp; SPRING ASSEMBLIES</b> |         |
| <b>BLACK NIPPLE</b>                  |         | Agitator, Whirlpool .....           | 75      | Whirlpool .....                      | 91      |
| Nipple Assortments, MA-Line .....    | 169     | Toilet Seat, EZ-Flo .....           | 223     | <b>BRUSHES</b>                       |         |
| <b>BLADES</b>                        |         | Transmission, Electrolux .....      | 11      | Acid, EZ-Flo .....                   | 375     |
| Fan, Electrolux .....                | 23      | <b>BOLTS SETS</b>                   |         | Copper Tube, EZ-Flo .....            | 375     |
| Fan, Packard .....                   | 326     | Tank-To-Bowl, EZ-Flo .....          | 223     | Paint, EZ-Flo .....                  | 457     |
| <b>BLANKETS</b>                      |         | <b>BOOSTERS</b>                     |         | <b>BULBS</b>                         |         |
| Tank Heater, Mastercool .....        | 395     | Dryer Vent, Acme Miami .....        | 192     | Halogen, General Electric .....      | 49      |
| <b>BLOCK ASSEMBLIES</b>              |         | Duct, Supco .....                   | 337     | Incandescent, General Electric ..... | 49      |
| Plug-In, Emerson .....               | 101     | <b>BOOT &amp; GASKET ASSEMBLIES</b> |         | <b>BUMPERS</b>                       |         |
| Terminal, Emerson .....              | 100     | Door-Washer, Whirlpool .....        | 78      | Lid, Whirlpool .....                 | 73      |
| <b>BLOCK KITS</b>                    |         | <b>BOOTS</b>                        |         | <b>BURNER</b>                        |         |
| Terminal, General Electric .....     | 44      | Gauge, Yellow Jacket .....          | 398     | Caps, Electrolux .....               | 16      |
| <b>BLOCKS</b>                        |         | <b>BORESCOPES</b>                   |         | Grates, Whirlpool .....              | 83      |
| Plug-In, Emerson .....               | 100     | Video, MA-Line .....                | 433     | Receptacles, General Electric .....  | 44      |
| Terminal, Whirlpool .....            | 84      | <b>BOWLS</b>                        |         | Spark Modules, Electrolux .....      | 16      |
| <b>BLOWER</b>                        |         | Emerson .....                       | 98      | <b>BURNER ASSEMBLIES</b>             |         |
| Housing Assemblies, Electrolux ..... | 5       | <b>BOX</b>                          |         | Double, ERP .....                    | 113     |
| Motors, A.O. Smith .....             | 239–240 | Wrenches, Uniweld .....             | 455     | Electrolux .....                     | 16      |
| Motors, Packard .....                | 298     | <b>BOXES</b>                        |         | Range, General Electric .....        | 45      |
| Wheels, Electrolux .....             | 1       | Disconnect, MA-Line .....           | 205     | Sealed, ERP .....                    | 113     |
| Wheels, FASCO .....                  | 272     | Outlet, EZ-Flo .....                | 207     | <b>BURNER GRATE</b>                  |         |
| Wheels, Whirlpool .....              | 68      | <b>BRACKET</b>                      |         | Pads, Whirlpool .....                | 83      |
| <b>BLOWER CONTROLS</b>               |         | Housings, Whirlpool .....           | 87      | <b>BURNER GRATES</b>                 |         |
| Cam-Stat, Supco .....                | 354     | <b>BRACKET ASSEMBLIES</b>           |         | Range, General Electric .....        | 45      |
| <b>BLOWER FAN</b>                    |         | Plug-In, Emerson .....              | 101     | <b>BURNER HEADS</b>                  |         |
| Mastercool .....                     | 427     | <b>BRACKET KITS</b>                 |         | Sealed, Whirlpool .....              | 84      |
| <b>BLOWER WHEELS</b>                 |         | FAS Mount, FASCO .....              | 294     | <b>BUSHINGS</b>                      |         |
| Dryer, General Electric .....        | 35      |                                     |         | Black Malleable, EZ-Flo .....        | 168     |
|                                      |         |                                     |         | Flush, EZ-Flo .....                  | 170     |

# INDEX

|                                      |     |   |         |   |     |
|--------------------------------------|-----|---|---------|---|-----|
| <b>BUSS BOX</b>                      |     | <b>CAPS, CONTINUED</b>                    |         | <b>CHARGING ADAPTERS</b>                  |     |
| Covers, MA-Line .....                | 205 | End, EZ-Flo .....                         | 173     | Liquid, Yellow Jacket .....               | 404 |
| <b>BUTT SPLICE</b>                   |     | Pressure, EZ-Flo .....                    | 176     | <b>CHARGING HOSE REPAIR KITS</b>          |     |
| Connectors, MA-Line .....            | 460 | Rinse Aid, General Electric .....         | 32      | Yellow Jacket .....                       | 409 |
| <b>BUTTONS</b>                       |     | Rinse Aid, Whirlpool .....                | 64      | <b>CHARGING MODULES</b>                   |     |
| Door Opener, ERP .....               | 104 | Test, EZ-Flo .....                        | 225     | UEI .....                                 | 386 |
| Selector, ERP .....                  | 105 | Valve Cores, MA-Line .....                | 320     | <b>CHARGING STATIONS</b>                  |     |
|                                      |     | Wall, Deflect-o .....                     | 186     | Refrigerant, Mastercool .....             | 395 |
|                                      |     | <b>CARBON MONOXIDE</b>                    |         | <b>CHARTS</b>                             |     |
| <b>C</b>                             |     | Detectors, MA-Line .....                  | 429     | Pressure/Temperature,<br>Mastercool ..... | 387 |
|                                      |     | Detectors, UEI .....                      | 442     | <b>CHASER TOOLS</b>                       |     |
| <b>CABLE</b>                         |     | <b>CARBON MONOXIDE ALARMS</b>             |         | Supco .....                               | 423 |
| Clamps, MA-Line .....                | 458 | USI Electric .....                        | 236     | <b>CHEMICAL-RESISTANT</b>                 |     |
| <b>CABLE TIE</b>                     |     | <b>CARBON MONOXIDE DETECTORS</b>          |         | Gloves, VAPCO .....                       | 476 |
| Mounting Pads, MA-Line .....         | 460 | MA-Line .....                             | 430     | <b>CHIANTI COLLECTION</b>                 |     |
| <b>CABLE TIE ASSORTMENTS</b>         |     | <b>CARRIER</b>                            |         | Vanities, EZ-Flo .....                    | 231 |
| MA-Line .....                        | 460 | Motors, Draft Inducer Blower .....        | 241     | <b>CHIMNEY</b>                            |     |
| <b>CABLE TIES</b>                    |     | <b>CARRIERS</b>                           |         | Liner Kits, Deflect-o .....               | 178 |
| MA-Line .....                        | 460 | Cylinder, Uniweld .....                   | 425     | <b>CHOPPER &amp; IMPELLER KITS</b>        |     |
| Nylon, EZ-Flo .....                  | 459 | <b>CARRYING CASES</b>                     |         | Whirlpool .....                           | 61  |
| <b>CABLES</b>                        |     | Manifold, Yellow Jacket .....             | 416     | <b>CHOPPER ASSEMBLIES</b>                 |     |
| Door, General Electric .....         | 32  | <b>CARRYING POUCHES</b>                   |         | Dishwasher, Whirlpool .....               | 63  |
| Friction, Electrolux .....           | 4   | MA-Line .....                             | 444     | <b>CHROME</b>                             |     |
| Harness-Ribbon, Electrolux .....     | 25  | <b>CARTRIDGES</b>                         |         | Drip Bowls, General Electric .....        | 46  |
| Restraining, Dormont .....           | 119 | Smoke, MA-Line .....                      | 473     | Drip Bowls, Whirlpool .....               | 83  |
| <b>CALCULATOR</b>                    |     | <b>CATCHES</b>                            |         | <b>CHUTES</b>                             |     |
| Superheat/Subcool, Mastercool .....  | 385 | Door, Electrolux .....                    | 8       | Ice, Whirlpool .....                      | 86  |
| <b>CAM KITS</b>                      |     | Door, Whirlpool .....                     | 71      | <b>CIRCUIT BREAKERS</b>                   |     |
| Agitator, Whirlpool .....            | 75  | <b>CAULK</b>                              |         | Control Board, Supco .....                | 350 |
| <b>CAMS</b>                          |     | Silicone, MA-Line .....                   | 457     | <b>CIRCULATION</b>                        |     |
| Door Closer, Whirlpool .....         | 86  | <b>CAULKING</b>                           |         | Motors, Electrolux .....                  | 1   |
| Door Closing, General Electric ..... | 56  | Guns, MA-Line .....                       | 445     | <b>CLAMP</b>                              |     |
| <b>CAM-STAT</b>                      |     | <b>CEMENT</b>                             |         | Bellows, Electrolux .....                 | 13  |
| Blower Controls, Supco .....         | 354 | Multi-Purpose, EZ-Flo .....               | 457     | Meters, UEI .....                         | 441 |
| <b>CAN TAP</b>                       |     | PVC, EZ-Flo .....                         | 457     | Pliers, ERP .....                         | 449 |
| Valves, Mastercool .....             | 390 | <b>CENTER POST</b>                        |         | <b>CLAMP METERS</b>                       |     |
| <b>CAN TAPS</b>                      |     | Gaskets, Whirlpool .....                  | 75      | Mastercool .....                          | 388 |
| MA-Line .....                        | 321 | <b>CENTRIFUGAL</b>                        |         | <b>CLAMP ON METERS</b>                    |     |
| <b>CAP</b>                           |     | Blowers, FASCO .....                      | 273–274 | MA-Line .....                             | 428 |
| Tubing, Supco .....                  | 337 | <b>CERAMIC</b>                            |         | <b>CLAMP-ON</b>                           |     |
| <b>CAP GUARDS</b>                    |     | Fuses, Whirlpool .....                    | 80      | Meters, MA-Line .....                     | 428 |
| Packard .....                        | 292 | <b>C-FRAME</b>                            |         | Meters, UEI .....                         | 441 |
| <b>CAPACITOR</b>                     |     | Motors, FASCO .....                       | 279     | <b>CLAMPS</b>                             |     |
| Mounting Kits, FASCO .....           | 292 | <b>CHARCOAL</b>                           |         | Bolt & Nut, Deflect-o .....               | 179 |
| Testers, MA-Line .....               | 427 | Filters, General Electric .....           | 50      | Cable, MA-Line .....                      | 458 |
| <b>CAPACITORS</b>                    |     | Filters, Whirlpool .....                  | 79      | Dundas Jafine .....                       | 190 |
| Lighting, Packard .....              | 330 | <b>CHARGING</b>                           |         | Hose, EZ-Flo .....                        | 458 |
| Microwave, ERP .....                 | 103 | Hoses, Mastercool .....                   | 382     | Hose, MA-Line .....                       | 458 |
| <b>CAPS</b>                          |     | Hoses, Yellow<br>Jacket. 408–409, 412–413 |         | Spring Tension, Deflect-o .....           | 179 |
| Black Malleable, EZ-Flo .....        | 167 | Solenoid Modules, Mastercool .....        | 386     | Worm Drive, Deflect-o .....               | 179 |
| Burner, Electrolux .....             | 16  |   |         |   |     |

# INDEX

|   |                                     |  |
|---|-------------------------------------|--|
| <b>CLAMPS, CONTINUED</b>                | <b>CLOTHS</b>                       | <b>COMPRESSION</b>                     |
| Worm Gear, Deflect-o..... 179           | Emery, EZ-Flo..... 375              | Adapters, EZ-Flo..... 153              |
| Worm Gear, MA-Line..... 458             | <b>CLUTCH ASSEMBLIES</b>            | Couplings, EZ-Flo..... 167             |
| <b>CLASS 2</b>                          | Washer, Whirlpool..... 75           | Tees, EZ-Flo..... 153                  |
| Transformers, MA-Line..... 314          | <b>CO &amp; NATURAL GAS</b>         | Union, EZ-Flo..... 173                 |
| <b>CLASS II</b>                         | Alarms, USI Electric..... 236       | <b>COMPRESSION UNIONS</b>              |
| Transformers, Packard..... 330–331      | <b>COIL</b>                         | USD Products..... 119                  |
| <b>CLEAN OUTS</b>                       | Cleaners, VAPCO..... 369–371        | <b>COMPRESSOR</b>                      |
| Lint, Dundas Jafine..... 190            | <b>COIL CLEANERS</b>                | Run Capacitors, Whirlpool..... 90      |
| <b>CLEANERS</b>                         | Black Max, EZ-Flo..... 363          | Start Devices, Whirlpool..... 90       |
| Bathroom, Summit Brands..... 364        | Hydro-Coil, EZ-Flo..... 363         | Terminal Repair Kits, Term-Lok.... 161 |
| Coil, VAPCO..... 369–371                | Hydro-Foam, EZ-Flo..... 363         | <b>COMPRESSOR HOOK-UP KITS</b>         |
| Condenser Coil, VAPCO..... 371          | Hydro-Kleen, EZ-Flo..... 363        | MA-Line..... 155                       |
| Dishwasher & Disposal, Whirlpool... 65  | VAPCO..... 366                      | <b>COMPRESSOR KITS</b>                 |
| Dishwasher, Summit Brands..... 364–365  | Zip Clean, EZ-Flo..... 363          | Freezer, Electrolux..... 30            |
| Electrical Contact, VAPCO..... 369      | <b>COIL KITS</b>                    | <b>COMPRESSORS</b>                     |
| Garbage Disposer,                       | Dryer, ERP..... 138                 | Air Conditioning, Bristol              |
| Summit Brands..... 365                  | Duct Heater, Supco..... 338         | Compressors..... 336                   |
| Ice Machine, VAPCO..... 372             | Gas Valve, Whirlpool..... 67        | Refrigeration, Embraco..... 154        |
| Softener, Summit Brands..... 366        | Restraining, Packard..... 328       | Refrigerator, Electrolux..... 30       |
| Toilet Bowl, Summit Brands..... 364     | Solenoid, Electrolux..... 7         | Refrigerator, Whirlpool..... 91        |
| Washing Machine,                        | <b>COIL PROTECTANTS</b>             | Supco..... 155                         |
| Summit Brands..... 365                  | VAPCO..... 366                      | <b>CONDENSATE</b>                      |
| Whirlpool Bath, Summit Brands..... 366  | <b>COIN</b>                         | Drains, Supco..... 351                 |
| <b>CLEANING</b>                         | Traps, Electrolux..... 11           | Pans, MA-Line..... 316                 |
| Wipes, EZ-Flo..... 476                  | <b>COLD AIR</b>                     | Traps, MA-Line..... 316                |
| <b>CLEANING BRUSHES</b>                 | Drop Kits, Deflect-o..... 178       | <b>CONDENSATE CLEANOUTS</b>            |
| MA-Line..... 456                        | <b>COLOR IRT</b>                    | Supco..... 472                         |
| <b>CLEANING TOOLS</b>                   | MA-Line..... 431                    | <b>CONDENSATE PUMPS</b>                |
| EZ-Flo..... 446                         | <b>COMB SETS</b>                    | Supco..... 351                         |
| <b>CLIPS</b>                            | Fin, Yellow Jacket..... 395         | <b>CONDENSER CLEANING TOOLS</b>        |
| Alligator, MA-Line..... 434             | <b>COMBINATION</b>                  | MA-Line..... 371                       |
| Battery, MA-Line..... 434               | Alarms, USI Electric..... 236       | <b>CONDENSER COIL</b>                  |
| Retainer, ERP..... 111                  | Wallplates, EZ-Flo..... 199         | Cleaners, VAPCO..... 371               |
| Tine Pivot, Whirlpool..... 63           | <b>COMBS</b>                        | <b>CONDENSER FAN</b>                   |
| <b>CLOCK</b>                            | Fin, MA-Line..... 390               | Motors, A.O. Smith..... 239            |
| Control Panels, General Electric.... 47 | Fin, Mastercool..... 389            | Motors, FASCO..... 276                 |
| Knobs, General Electric..... 47         | Fin, Supco..... 420–421             | Motors, Packard..... 299               |
| <b>CLOCK TIMER</b>                      | <b>COMBUSTIBLE GAS</b>              | Motors, Whirlpool..... 86              |
| Control Boards, Electrolux..... 17      | Detectors, Yellow Jacket..... 410   | <b>CONDENSER FAN &amp; HEAT PUMP</b>   |
| <b>CLOSE</b>                            | Leak Detectors, Mastercool..... 384 | Motors, FASCO..... 278                 |
| Connects, Deflect-o..... 182            | <b>COMBUSTION ANALYZER KITS</b>     | <b>CONDENSER FAN MOTORS</b>            |
| Elbows, Whirlpool..... 71               | UEI..... 441                        | Supco..... 166, 311                    |
| <b>CLOSED END</b>                       | <b>COMBUSTION TORCH TIPS</b>        | <b>CONDENSING UNITS</b>                |
| Connectors, MA-Line..... 460            | Uniweld..... 425                    | Embraco..... 154                       |
| <b>CLOSED FRONT</b>                     | <b>COMBUSTION KITS</b>              | <b>CONDENSER</b>                       |
| Toilet Seats, EZ-Flo..... 230           | Uniweld..... 425                    | Fan Blades, General Electric..... 54   |
| <b>CLOSER CAMS</b>                      | <b>COMPACT</b>                      | <b>CONDUIT</b>                         |
| Refrigerator, Electrolux..... 26        | Ball Valves, Yellow Jacket..... 414 | Flexible, MA-Line..... 204             |
| <b>CLOSET</b>                           | <b>COMPOUNDS</b>                    | Liquid Tight, MA-Line..... 204         |
| Bolt Sets, EZ-Flo..... 222              | Joint, EZ-Flo..... 459              | <b>CONDUIT BOXES</b>                   |
| Flanges, EZ-Flo..... 220                |                                     | FASCO..... 292                         |
| Supply Lines, EZ-Flo..... 211           |                                     |  |



# INDEX

|  |                  |  |                                   |
|--|------------------|--|-----------------------------------|
| <b>CONNECTION</b>                      |                  | <b>CONTROL BOARDS, CONTINUED</b>       | <b>COPPER SOLDER</b>              |
| Wires, Whirlpool .....                 | 66               | Electronic, Whirlpool .....            | Tees, MA-Line.....                |
| <b>CONNECTOR ASSORTMENTS</b>           |                  | Ignition, Whirlpool .....              | 320                               |
| MA-Line .....                          | 461              | Motor, Electrolux.....                 | <b>COPPER TUBE</b>                |
| <b>CONNECTOR KITS</b>                  |                  | Washer, Electrolux.....                | Brushes, EZ-Flo .....             |
| Gas, Dormont .....                     | 114–115          | Washer, General Electric.....          | 375                               |
| <b>CONNECTORS</b>                      |                  |  | Extensions, MA-Line .....         |
| Butt Splice, MA-Line .....             | 460              | <b>CONTROL CENTERS</b>                 | 317, 320                          |
| Closed End, MA-Line.....               | 460              | Fan, Packard .....                     | <b>CORDS</b>                      |
| Dishwasher, EZ-Flo .....               | 121–122          |  | Dryer, General Electric.....      |
| Dryer Vent, Deflect-o .....            | 182              | <b>CONTROL KNOBS</b>                   | 37                                |
| Duct, Deflect-o .....                  | 180, 183         | Range, Whirlpool .....                 | Extension, MA-Line .....          |
| Duct, Dundas Jafine .....              | 190              | Washer, General Electric.....          | 206                               |
| Garbage Disposer, EZ-Flo.....          | 123              |  | Pigtail, EZ-Flo .....             |
| Gas, Dormont .....                     | 114–115          | <b>CONTROL MODULES</b>                 | 123                               |
| Icemaker, EZ-Flo .....                 | 152–153          | Motor, Whirlpool.....                  | 206                               |
| Liquid Tight, MA-Line.....             | 204              |  | Range, General Electric.....      |
| Male, EZ-Flo .....                     | 172              | <b>CONTROL PANELS</b>                  | 48                                |
| Spray Arm, General Electric .....      | 32               | Clock, General Electric .....          | Sealing & Caulking, VAPCO .....   |
| Starter Collar, Deflect-o .....        | 186              |  | 473                               |
| Tee, Supco .....                       | 423              | <b>CONTROL STOP REPAIR KITS</b>        | <b>CORE</b>                       |
| Union, General Electric.....           | 58               | Sloan.....                             | Depressors, Supco .....           |
| U-Shaped, Supco .....                  | 423              |  | 422                               |
| Valve, Supco .....                     | 423              | <b>CONTROL SWITCHES</b>                | <b>CORE DEPRESSOR TOOLS</b>       |
| Water Heaters, EZ-Flo.....             | 129–130          | Surface Burner, General Electric ..... | Gas Retainer, Supco.....          |
| Wire, MA-Line .....                    | 463–464          |  | 422                               |
| <b>CONNECTS</b>                        |                  | <b>CONTROL SYSTEMS</b>                 | <b>CORE REMOVAL TOOLS</b>         |
| Close, Deflect-o .....                 | 182              | Evaporative Cooler, White Rogers....   | Supco.....                        |
| <b>CONSOLE</b>                         |                  |  | 423                               |
| Panels, Electrolux .....               | 1                | <b>CONTROL UNITS</b>                   | <b>CORNER DOOR</b>                |
| <b>CONTACTORS</b>                      |                  | Damper, Electrolux .....               | Baffles, General Electric .....   |
| Magnetic Line, Supco .....             | 352              |  | 32                                |
| Magnetic, Packard.....                 | 331              | <b>CONTROL VALVES</b>                  | <b>COUPLERS</b>                   |
| Packard .....                          | 332, 353         | Refrigerant Retention, MA-Line .....   | Agitator, General Electric .....  |
| <b>CONTROL</b>                         |                  |  | 39                                |
| Knob Kits, Supco .....                 | 102              | <b>CONTROLLERS</b>                     | Automotive, Mastercool .....      |
| Knobs, Supco .....                     | 102              | Spin Cycle, Electrolux.....            | 383                               |
| Thermistors, Electrolux.....           | 5                |  | Duct, Deflect-o .....             |
| Valves, Mastercool .....               | 383              | <b>CONTROLS</b>                        | 180                               |
| <b>CONTROL ASSEMBLIES</b>              |                  | Defrost, Electrolux .....              | Economy, Mastercool .....         |
| Range, Whirlpool .....                 | 83               | Defrost, ERP .....                     | 383                               |
| <b>CONTROL BOARD</b>                   |                  | Defrost, Supco .....                   | Gas Retaining, Supco .....        |
| Circuit Breakers, Supco.....           | 350              | SPDT, White-Rodgers .....              | 422                               |
| <b>CONTROL BOARD KITS</b>              |                  | Temperature, Electrolux .....          | Manual, Mastercool.....           |
| PC, Whirlpool.....                     | 89               | Water Heater, White-Rodgers .....      | 383                               |
| <b>CONTROL BOARDS</b>                  |                  |  | Quick, Yellow Jacket.....         |
| Clock Timer, Electrolux.....           | 17               | <b>CONVERSION KITS</b>                 | 397, 411                          |
| Defrost, Whirlpool .....               | 89               | Dryer, General Electric .....          | Turntable, General Electric ..... |
| Dishwasher, Electrolux .....           | 1                | Gas, Electrolux .....                  | 48                                |
| Dishwasher, General Electric .....     | 31               | Gas, Whirlpool .....                   | 415                               |
| Dishwasher, Whirlpool.....             | 64               |  | <b>COUPLINGS</b>                  |
| Dryer, Electrolux .....                | 5                | <b>COOLING FAN KITS</b>                | ABS-DWV Schedule 40, EZ-Flo ...   |
| Dryer, Whirlpool.....                  | 70               | FASCO .....                            | 175                               |
| Electronic, Electrolux .....           | 19               |  | Auger Motor, Whirlpool .....      |
| <b>CONTROL BOARDS, CONTINUED</b>       |                  | <b>COPPER</b>                          | 91                                |
| Electronic, Whirlpool .....            | 90               | Adapters, EZ-Flo.....                  | Compression, EZ-Flo .....         |
| Ignition, Whirlpool .....              | 83               | Caps, EZ-Flo.....                      | 167                               |
| Motor, Electrolux.....                 | 10               | Couplings, EZ-Flo .....                | 169                               |
| Washer, Electrolux.....                | 9                | Dryers, Supco .....                    | 169                               |
| Washer, General Electric.....          | 37               | Elbows, EZ-Flo .....                   | 169                               |
| <b>CONTROL CENTERS</b>                 |                  | Reducers, EZ-Flo.....                  | 171                               |
| Fan, Packard .....                     | 327              | Tees - Female, EZ-Flo.....             | 170                               |
| <b>CONTROL KNOBS</b>                   |                  | Tees, EZ-Flo .....                     | 170                               |
| Range, Whirlpool .....                 | 82               | Tubing, EZ-Flo .....                   | 171                               |
| Washer, General Electric.....          | 41               | Union, EZ-Flo.....                     | 171                               |
| <b>CONTROL MODULES</b>                 |                  | <b>COPPER SERVICE DRYERS</b>           |                                   |
| Motor, Whirlpool.....                  | 90               | Stamford .....                         | 156–157, 318–319                  |
| <b>CONTROL PANELS</b>                  |                  |  |                                   |
| Clock, General Electric .....          | 47               |  |                                   |
| <b>CONTROL STOP REPAIR KITS</b>        |                  |  |                                   |
| Sloan.....                             | 222              |  |                                   |
| <b>CONTROL SWITCHES</b>                |                  |  |                                   |
| Surface Burner, General Electric ..... | 44               |  |                                   |
| <b>CONTROL SYSTEMS</b>                 |                  |  |                                   |
| Evaporative Cooler, White Rogers....   | 356              |  |                                   |
| <b>CONTROL UNITS</b>                   |                  |  |                                   |
| Damper, Electrolux .....               | 19               |  |                                   |
| <b>CONTROL VALVES</b>                  |                  |  |                                   |
| Refrigerant Retention, MA-Line .....   | 321              |  |                                   |
| <b>CONTROLLERS</b>                     |                  |  |                                   |
| Spin Cycle, Electrolux.....            | 10               |  |                                   |
| <b>CONTROLS</b>                        |                  |  |                                   |
| Defrost, Electrolux .....              | 25               |  |                                   |
| Defrost, ERP .....                     | 160              |  |                                   |
| Defrost, Supco .....                   | 161              |  |                                   |
| SPDT, White-Rodgers .....              | 359              |  |                                   |
| Temperature, Electrolux .....          | 23               |  |                                   |
| Water Heater, White-Rodgers .....      | 129              |  |                                   |
| <b>CONVERSION KITS</b>                 |                  |  |                                   |
| Dryer, General Electric .....          | 35               |  |                                   |
| Gas, Electrolux .....                  | 7                |  |                                   |
| Gas, Whirlpool .....                   | 65               |  |                                   |
| <b>COOLING FAN KITS</b>                |                  |  |                                   |
| FASCO .....                            | 292              |  |                                   |
| <b>COPPER</b>                          |                  |  |                                   |
| Adapters, EZ-Flo.....                  | 171              |  |                                   |
| Caps, EZ-Flo.....                      | 171              |  |                                   |
| Couplings, EZ-Flo .....                | 169              |  |                                   |
| Dryers, Supco .....                    | 158              |  |                                   |
| Elbows, EZ-Flo .....                   | 169–170          |  |                                   |
| Reducers, EZ-Flo.....                  | 171              |  |                                   |
| Tees - Female, EZ-Flo.....             | 170              |  |                                   |
| Tees, EZ-Flo .....                     | 170              |  |                                   |
| Tubing, EZ-Flo .....                   | 171              |  |                                   |
| Union, EZ-Flo.....                     | 171              |  |                                   |
| <b>COPPER SERVICE DRYERS</b>           |                  |  |                                   |
| Stamford .....                         | 156–157, 318–319 |  |                                   |

# INDEX

## COVER SUPPORTS

Crisper, Electrolux .....29

## COVERALLS

Disposable, EZ-Flo .....476  
VAPCO .....476

## COVERS

Buss Box, MA-Line .....205  
Crisper, General Electric .....56  
Lint Filter/Screen, Whirlpool .....71  
Receptacle, MA-Line .....201  
Shoe, EZ-Flo .....477  
Shoe, VAPCO .....477  
Steel, MA-Line .....202  
Thermostat, MA-Line .....317  
Waveguides/Stirrer, ERP .....111

## CRISPER

Cover Frames, Electrolux .....29  
Cover Supports, Electrolux .....29  
Covers, General Electric .....56  
Pan Covers, Electrolux .....29  
Support Covers, Electrolux .....30

## CROSSFLOW

Blowers, Acme Miami .....237

## CRUSHER

Housing Covers, General Electric ...53

## CUT-OFF KITS

Thermal, Whirlpool .....67

## CUT-OFFS

Thermal, NAPCO .....325

## CUTOUPS

Thermal, Supco .....341

## CUTTERS

Pipe, EZ-Flo .....449  
Pipe, MA-Line .....449  
Rubber Hose, Mastercool .....390  
Tube, MA-Line .....392  
Tube, Mastercool .....391–392  
Tube, Uniweld .....392  
Tubing, EZ-Flo .....454  
Tubing, Yellow Jacket .....398

## CUTTING TIPS

Uniweld .....424

## CYLINDER

Carriers, Uniweld .....425

## CYLINDERS

Fuel, EZ-Flo .....375  
Gas Recovery, MA-Line .....377  
Refrigerant Recovery, MA-Line .....376  
Refrigerant Recovery, Mastercool .....395

## D

### DAIRY

Door Bins, General Electric ..... 57

### DAMPER

Control Units, Electrolux ..... 19

### DAMPER CONTROL UNITS

Electrolux ..... 19

### DAMPER KITS

Air Inlet Cover, General Electric ..... 51

### DAMPERS

Backdraft, Deflect-o ..... 183

### DATA LOGGER USB

MA-Line ..... 432

### DEADBOLTS

Single Cylinder, EZ-Flo ..... 227

### DEBURRING TOOLS

Yellow Jacket ..... 419

### DE-BURRING TOOLS

MA-Line ..... 475

### DECO

Wallplates, EZ-Flo ..... 200

### DEFINITE PURPOSE CONTACTORS

White-Rodgers ..... 315

### DEFLECT-O

Caps, Wall ..... 186  
Clamps, Bolt & Nut ..... 179  
Clamps, Spring Tension ..... 179  
Clamps, Worm Drive ..... 179  
Clamps, Worm Gear ..... 179  
Connectors, Dryer Vent ..... 182  
Connectors, Duct ..... 180, 183  
Connectors, Starter Collar ..... 186  
Connects, Close ..... 182  
Couplers, Duct ..... 180  
Dampers, Backdraft ..... 183  
Deflectors, Air ..... 180  
Diffusers ..... 185  
Drop Kits, Cold Air ..... 178  
Dryer Vents, Aluminum ..... 182  
Duct Kits, Range Hood ..... 185  
Duct, Flexible ..... 186  
Ducts, Aluminum ..... 182  
Ducts, Flexible Aluminum ..... 179  
Ducts, Insulated ..... 179  
Ducts, Metallic ..... 179  
Ducts, Transition ..... 179  
Elbows, Adjustable ..... 178  
Elbows, Aluminum ..... 178  
Exhaust Boosters, Dryer ..... 183  
Guards, Bird ..... 184  
Heat Savers, Dryer ..... 185  
Hoods, Vent ..... 183

## DEFLECT-O, CONTINUED

Hook-Up Kits, Vent ..... 181, 183  
Hose, Vinyl ..... 179  
Liner Kits, Chimney ..... 178  
Pipes, Vent ..... 178  
Plates, Window ..... 185  
Transitions ..... 186  
Trap Kits, Lint ..... 181  
Vent Hoods, Dryer ..... 181–182  
Vent Hoods, Louvered ..... 181  
Vent Kits, Dryer ..... 180–181  
Vents ..... 184  
Vents, Dryer ..... 181  
Vents, Exhaust ..... 184

## DEFLECTORS

Air, Deflect-o ..... 180

## DEFROST

Control Boards, Whirlpool ..... 89  
Controls, Electrolux ..... 25  
Controls, ERP ..... 160  
Controls, Supco ..... 161  
Heater Kits, General Electric ..... 55  
Heaters, Electrolux ..... 24  
Heaters, Whirlpool ..... 90  
Terminators, NAPCO ..... 161  
Terminators, Whirlpool ..... 88  
Thermostat Kits, General Electric ... 55  
Thermostats, Electrolux ..... 24  
Thermostats, MA-Line ..... 162  
Thermostats, Supco ..... 162–163, 341  
Timer Assemblies, Whirlpool ..... 90  
Timers, Electrolux ..... 24–25  
Timers, ERP ..... 160  
Timers, General Electric ..... 56  
Timers, Supco ..... 160  
Timers, Whirlpool ..... 85

## DEGREASERS

VAPCO ..... 368, 370

## DELAYS

Time, MA-Line ..... 313

## DEODERANT

VAPCO ..... 366

## DEPRESSOR ASSORTMENT KITS

Mastercool ..... 382

## DEPRESSORS

Core, Supco ..... 422  
Valve, Supco ..... 422

## DETECTORS

Carbon Monoxide, MA-Line ..... 429  
Carbon Monoxide, UEI ..... 442  
Combustible Gas, Yellow Jacket ... 410  
Gas Leak, EZ-Flo ..... 459  
Leak, EZ-Flo ..... 363  
Leak, UEI ..... 441–442  
Leak, VAPCO ..... 372

# INDEX

## DETECTORS, *CONTINUED*

Leak, Yellow Jacket.....411  
Voltage, MA-Line.....434

## DETERGENT

Dispensers, Electrolux.....2  
Dispensers, Whirlpool.....65

## DETERMINATION SETS

Superheat, Mastercool.....383

## DIAGONAL

Pliers, EZ-Flo.....450

## DIAL

Thermometers, UEI.....442

## DIAPHRAGM KITS

Sloan.....224

## DIAPHRAGM REPAIR KITS.....222

## DIAPHRAGMS

Sloan.....222

## DIE-BLOCK-45°

Flaring Tools, Mastercool.....392

## DIELECTRIC

Nipples, EZ-Flo.....167

## DIFFERENTIAL

Thermometers, Mastercool.....388

## DIFFUSERS

Deflect-o.....185

## DIGITAL

Anemometers, MA-Line.....430  
Manifolds, Mastercool.....380  
Manometers, MA-Line.....429  
Manometers, Yellow Jacket.....419  
Multimeters, MA-Line.....427-430  
Multimeters, UEI.....441  
Psychrometers, MA-Line.....427, 432  
Psychrometers, UEI.....442  
Scales, MA-Line.....376  
Tachometers, MA-Line.....430  
Thermometers, Mastercool.....387  
Thermometers, UEI.....442  
Thermostats, Supco.....349, 354  
Thermostats, White-Rodgers.354-355  
Vacuum Gauges, Supco.....420

## DIGITAL MANIFOLD

### ACCESSORIES

Mastercool.....379

## DIGITAL MANIFOLD KITS

Mastercool.....380

## DIGITAL THERMOMETERS

MA-Line.....435  
Supco.....435

## DIODES

Microwave, ERP.....104

## DIRECT DRIVE

Blowers, FASCO.....281

## DIRECT DRIVE BLOWER

Motors, FASCO.....280-281

## DIRECT DRIVE BLOWER & UNIT HEATER

Motors, FASCO.....282

## DISCHARGES

Housing Assembly, Whirlpool.....64

## DISCONNECT

Boxes, MA-Line.....205

## DISCONNECTS

MA-Line.....205, 465  
Quick, MA-Line.....461  
Special Device, MA-Line.....462  
Square D, MA-Line.....205

## DISHES

Soap, EZ-Flo.....230

## DISHWASHER

Baskets, General Electric.....33  
Bearings, Whirlpool.....62  
Chopper Assemblies, Whirlpool.....63  
Cleaners, Summit Brands.....364-365  
Connectors, EZ-Flo.....121-122  
Control Boards, Electrolux.....1  
Control Boards, General Electric...31  
Control Boards, Whirlpool.....64  
Cover & Stem Assemblies,  
Electrolux.....3  
Drain Hoses, EZ-Flo.....122  
Drain Tubes, General Electric.....34  
Elbows, EZ-Flo.....123  
Gaskets, Electrolux.....4  
Hoses, EZ-Flo.....121-122  
Inlet Sumps, General Electric.....34  
Motors, General Electric.....31  
Mounting Brackets, General  
Electric.....32  
Nuts, General Electric.....31  
Nuts, Whirlpool.....63  
O-Rings, Electrolux.....4  
Piston & Nut Assemblies, General  
Electric.....31  
Pump & Motor Assemblies,  
Whirlpool.....64  
Racks, General Electric.....33  
Repair Kits, Electrolux.....4  
Roller Assemblies, Electrolux.....4  
Roller Assemblies, General Electric.32  
Roller Slides, General Electric.....33  
Sidemount Kits, Electrolux.....4  
Splash Shield Kits, Electrolux.....4  
Spray Arms, Electrolux.....2  
Stud Rollers, General Electric.....33  
Tailpieces, EZ-Flo.....123  
Thermostats, Electrolux.....1

## DISHWASHER, *CONTINUED*

Valves, Horton.....121  
Wheel Assemblies, Whirlpool.....63

## DISHWASHER & DISPOSAL

Cleaners, Whirlpool.....65

## DISHWASHER DRAIN HOSES

Jason Industrial.....122

## DISHWASHER ELBOWS

USD Products.....121

## DISHWASHER INSTALLATION KITS

EZ-Flo.....121-122

## DISHWASHER SUPPLY

USD Products.....122

## DISHWASHER WATER VALVES

Supco.....121

## DISINFECTANT FOGGERS

VAPCO.....366

## DISINFECTANTS

Killz-It, VAPCO.....369

## DISPENSERS

Hot Water, Insinkerator.....127

## DISPENSER

Door Cranks, General Electric.....52  
Light Bulbs, General Electric.....57  
Valve Assemblies, Electrolux.....10

## DISPENSERS

Detergent, Electrolux.....2  
Detergent, Whirlpool.....65

## DISPOSABLE

Coveralls, EZ-Flo.....476  
Drip Pans, General Electric.....46

## DISPOSERS

Garbage, EZ-Flo.....123  
Garbage, General Electric.....31  
Garbage, Insinkerator.....124-126  
Garbage, Whirlpool.....61

## DIVERTER

Spouts, EZ-Flo.....217

## DOGS

Agitator, Whirlpool.....72

## DOLLIES

Appliance, Yeats.....444-445

## DOOR

Balance Springs, Whirlpool.....63  
Bins, Electrolux.....26  
Cables, General Electric.....32  
Catches, Electrolux.....8  
Catches, Whirlpool.....71  
Gaskets, Electrolux.....3, 26  
Gaskets, General Electric...32, 36, 56  
Gaskets, Supco.....102

# INDEX

## DOOR, CONTINUED

|                                  |               |
|----------------------------------|---------------|
| Gaskets, Whirlpool .....         | 62, 91        |
| Guards, EZ-Flo .....             | 228           |
| Handles, Electrolux .....        | 8, 11, 14, 25 |
| Handles, ERP .....               | 104           |
| Handles, General Electric .....  | 32            |
| Handles, Whirlpool .....         | 76            |
| Hinges, Electrolux .....         | 11            |
| Hinges, EZ-Flo .....             | 228           |
| Knockers, EZ-Flo .....           | 228           |
| Latches, Electrolux .....        | 3, 8          |
| Latches, Whirlpool .....         | 65            |
| Latchkeys, ERP .....             | 104           |
| Links, Whirlpool .....           | 63            |
| Racks, Electrolux .....          | 27            |
| Sag Kits, Electrolux .....       | 30            |
| Seals, Electrolux .....          | 3             |
| Shelf Bars, Electrolux .....     | 27            |
| Spring Kits, Whirlpool .....     | 61            |
| Springs, Electrolux .....        | 3             |
| Springs, General Electric .....  | 57            |
| Stops, EZ-Flo .....              | 228           |
| Strikers, Electrolux .....       | 4, 11         |
| Switches, Electrolux .....       | 14            |
| Switches, General Electric ..... | 34            |
| Switches, Whirlpool .....        | 63, 70        |
| Viewers, EZ-Flo .....            | 228           |

## DOOR BIN

|                            |    |
|----------------------------|----|
| End Caps, Electrolux ..... | 28 |
|----------------------------|----|

## DOOR BINS

|                               |     |
|-------------------------------|-----|
| Dairy, General Electric ..... | 57  |
| ERP .....                     | 165 |

## DOOR CLOSER

|                       |    |
|-----------------------|----|
| Cams, Whirlpool ..... | 86 |
|-----------------------|----|

## DOOR CLOSING

|                              |    |
|------------------------------|----|
| Cams, General Electric ..... | 56 |
|------------------------------|----|

## DOOR CRANKS

|                                   |    |
|-----------------------------------|----|
| Dispenser, General Electric ..... | 52 |
|-----------------------------------|----|

## DOOR GASKETS

|                           |         |
|---------------------------|---------|
| Refrigerator, Supco ..... | 164–165 |
| Supco .....               | 165     |

## DOOR GLASS

|                        |    |
|------------------------|----|
| Oven, Electrolux ..... | 18 |
|------------------------|----|

## DOOR HANDLE

|                                  |    |
|----------------------------------|----|
| End Caps, General Electric ..... | 47 |
| Endcap Kits, Whirlpool .....     | 86 |
| Latches, Whirlpool .....         | 63 |

## DOOR HANDLES

|                                   |     |
|-----------------------------------|-----|
| Dryer, General Electric .....     | 36  |
| ERP .....                         | 104 |
| Microwave, General Electric ..... | 48  |

## DOOR HINGE KITS

|                                      |    |
|--------------------------------------|----|
| Refrigerator, General Electric ..... | 56 |
|--------------------------------------|----|

## DOOR KEYS

|                           |    |
|---------------------------|----|
| Freezer, Electrolux ..... | 30 |
|---------------------------|----|

## DOOR LATCH ASSEMBLIES

|                         |    |
|-------------------------|----|
| Washer, Whirlpool ..... | 77 |
|-------------------------|----|

## DOOR OPENER

|                    |     |
|--------------------|-----|
| Buttons, ERP ..... | 104 |
| Levers, ERP .....  | 104 |

## DOOR SHELF

|                                  |    |
|----------------------------------|----|
| End Caps, General Electric ..... | 57 |
| Hardware, Electrolux .....       | 27 |
| Supports, Electrolux .....       | 28 |
| Supports, Whirlpool .....        | 88 |

## DOOR SPRING

|                        |    |
|------------------------|----|
| Links, Whirlpool ..... | 62 |
|------------------------|----|

## DOOR STRIKE & LATCH KITS

|                        |    |
|------------------------|----|
| Dryer, Whirlpool ..... | 66 |
|------------------------|----|

## DOOR SWITCH KITS

|                                   |    |
|-----------------------------------|----|
| Microwave, General Electric ..... | 48 |
|-----------------------------------|----|

## DOOR-WASHER

|  |    |
|--|----|
| Boot & Gasket Assemblies,<br>Whirlpool ..... | 78 |
|--|----|

## DORMONT

|                           |         |
|---------------------------|---------|
| Cables, Restraining ..... | 119     |
| Connector Kits, Gas ..... | 114–115 |
| Connectors, Gas .....     | 114–115 |
| Fittings, Gas .....       | 118     |
| Valves, Shut-Off .....    | 119     |

## DRAFT BLOCKERS

|                     |     |
|---------------------|-----|
| Dundas Jafine ..... | 183 |
|---------------------|-----|

## DRAFT INDUCER

|                                 |     |
|---------------------------------|-----|
| Blowers, Amana .....            | 296 |
| Blowers, Goodman .....          | 297 |
| Blowers, ICP .....              | 297 |
| Blowers, Johnson Controls ..... | 297 |
| Blowers, Lennox .....           | 297 |
| Blowers, Rheem .....            | 310 |
| Blowers, Trane .....            | 311 |
| Motor Kits, Packard .....       | 299 |
| Motors, Packard .....           | 300 |

## DRAFT INDUCER BLOWER

|                             |     |
|-----------------------------|-----|
| Motors, Armstrong Air ..... | 241 |
| Motors, Carrier .....       | 241 |

## DRAFT INDUCER MOTORS

|             |     |
|-------------|-----|
| Supco ..... | 311 |
|-------------|-----|

## DRAIN

|                               |        |
|-------------------------------|--------|
| Adapters, EZ-Flo .....        | 124    |
| Couplings, EZ-Flo .....       | 169    |
| Heaters, MA-Line .....        | 316    |
| Hoses, Electrolux .....       | 2, 12  |
| Hoses, ERP .....              | 139    |
| Hoses, General Electric ..... | 40     |
| Hoses, Whirlpool .....        | 63, 77 |
| Pumps, Electrolux .....       | 2      |
| Pumps, General Electric ..... | 32     |

## DRAIN, CONTINUED

|                                       |     |
|---------------------------------------|-----|
| Solenoid Kits, General Electric ..... | 32  |
| Stoppers, EZ-Flo .....                | 219 |
| Strainers, EZ-Flo .....               | 219 |
| Valves, EZ-Flo .....                  | 130 |

## DRAIN ASSEMBLIES

|                    |     |
|--------------------|-----|
| Bath, EZ-Flo ..... | 219 |
|--------------------|-----|

## DRAIN CLEANERS

|             |     |
|-------------|-----|
| VAPCO ..... | 367 |
|-------------|-----|

## DRAIN COVERS

|                     |     |
|---------------------|-----|
| Floor, EZ-Flo ..... | 219 |
|---------------------|-----|

## DRAIN FRESHENERS

|                     |     |
|---------------------|-----|
| Summit Brands ..... | 364 |
|---------------------|-----|

## DRAIN HEATER

|                                |    |
|--------------------------------|----|
| Probes, General Electric ..... | 51 |
|--------------------------------|----|

## DRAIN HOLE

|                              |    |
|------------------------------|----|
| Heat Probes, Whirlpool ..... | 86 |
|------------------------------|----|

## DRAIN HOSE

|                                   |    |
|-----------------------------------|----|
| Retainers, General Electric ..... | 40 |
|-----------------------------------|----|

## DRAIN HOSES

|                          |     |
|--------------------------|-----|
| Dishwasher, EZ-Flo ..... | 122 |
|--------------------------|-----|

## DRAIN INLET

|                               |    |
|-------------------------------|----|
| Hoses, General Electric ..... | 40 |
|-------------------------------|----|

## DRAIN OPENERS

|                     |     |
|---------------------|-----|
| Summit Brands ..... | 364 |
|---------------------|-----|

## DRAIN PAN STRIPS

|                       |     |
|-----------------------|-----|
| Sani-Pan, VAPCO ..... | 373 |
|-----------------------|-----|

## DRAIN PAN TABLETS

|                        |     |
|------------------------|-----|
| Pan Pills, VAPCO ..... | 373 |
|------------------------|-----|

## DRAIN PUMP ASSEMBLIES

|                         |    |
|-------------------------|----|
| Washer, Whirlpool ..... | 74 |
|-------------------------|----|

## DRAIN PUMP ASSEMBLY

|             |     |
|-------------|-----|
| Supco ..... | 144 |
|-------------|-----|

## DRAIN TUBES

|                                    |    |
|------------------------------------|----|
| Dishwasher, General Electric ..... | 34 |
|------------------------------------|----|

## DRAINS

|                         |         |
|-------------------------|---------|
| Condensate, Supco ..... | 351     |
| Shower, EZ-Flo .....    | 218–219 |

## DRAWER

|                                  |    |
|----------------------------------|----|
| Slides, Electrolux .....         | 29 |
| Slides, General Electric .....   | 57 |
| Supports, General Electric ..... | 47 |

## DRAWER GLIDES

|                           |    |
|---------------------------|----|
| Utility, Electrolux ..... | 18 |
|---------------------------|----|

## DRAWERS

|                        |     |
|------------------------|-----|
| Storage, MA-Line ..... | 462 |
|------------------------|-----|

## DRESSING

|                   |     |
|-------------------|-----|
| Belt, VAPCO ..... | 469 |
|-------------------|-----|

## DRIP BOWLS

|                                |    |
|--------------------------------|----|
| Black, Whirlpool .....         | 83 |
| Chrome, General Electric ..... | 46 |



# INDEX

## DRIP BOWLS, CONTINUED

|                                   |    |
|-----------------------------------|----|
| Chrome, Whirlpool .....           | 83 |
| Porcelain, General Electric ..... | 46 |
| Range, Electrolux .....           | 17 |

## DRIP PANS

|                                    |    |
|------------------------------------|----|
| Black, General Electric .....      | 47 |
| Disposable, General Electric ..... | 46 |
| Range, Electrolux .....            | 18 |
| Washer, General Electric.....      | 41 |

## DRIVE

|                               |        |
|-------------------------------|--------|
| Belts, General Electric ..... | 40     |
| Belts, Whirlpool.....         | 64, 73 |
| Couplings, Whirlpool.....     | 79     |

## DRIVE ASSEMBLIES

|                         |    |
|-------------------------|----|
| Washer, Whirlpool ..... | 75 |
|-------------------------|----|

## DRIVE BELTS

|                               |    |
|-------------------------------|----|
| Dryer, General Electric ..... | 35 |
| Washer, Electrolux .....      | 13 |

## DRIVE BLOCKS

|                         |    |
|-------------------------|----|
| Washer, Whirlpool ..... | 76 |
|-------------------------|----|

## DRIVE CUPS

|                                  |    |
|----------------------------------|----|
| Icemaker, General Electric ..... | 50 |
|----------------------------------|----|

## DROP EAR

|                        |     |
|------------------------|-----|
| Elbows, EZ-Flo .....   | 172 |
| Fittings, EZ-Flo ..... | 170 |

## DROP KITS

|                           |     |
|---------------------------|-----|
| Cold Air, Deflect-o ..... | 178 |
|---------------------------|-----|

## DROP-IN

|                     |     |
|---------------------|-----|
| Sinks, EZ-Flo ..... | 232 |
|---------------------|-----|

## DRUM

|  |     |
|--|-----|
| Bearing Kits, Electrolux .....                     | 7   |
| Bearing Sleeves & Supports, General Electric ..... | 36  |
| Bearings, ERP .....                                | 138 |
| Belts, Electrolux.....                             | 6   |
| Glides, Whirlpool .....                            | 71  |
| Rollers, ERP.....                                  | 138 |
| Rollers, Whirlpool .....                           | 70  |
| Seals, Electrolux.....                             | 7   |

## DRUM GLIDES

|                               |    |
|-------------------------------|----|
| Dryer, Electrolux .....       | 7  |
| Dryer, General Electric ..... | 35 |

## DRUM ROLLER

|                          |    |
|--------------------------|----|
| Washers, Whirlpool ..... | 67 |
|--------------------------|----|

## DRUM ROLLERS

|             |     |
|-------------|-----|
| ERP .....   | 138 |
| Supco ..... | 138 |

## DRUM SEALS

|                               |    |
|-------------------------------|----|
| Dryer, General Electric ..... | 36 |
|-------------------------------|----|

## DRUM SLIDES

|                               |    |
|-------------------------------|----|
| Dryer, General Electric ..... | 35 |
|-------------------------------|----|

## DRUMS

|                             |    |
|-----------------------------|----|
| Ice Bucket, Whirlpool ..... | 89 |
|-----------------------------|----|

## DRY CLEANER

|                     |         |
|---------------------|---------|
| Summit Brands ..... | 363–364 |
|---------------------|---------|

## DRY LUBRICANT SPRAY

|             |     |
|-------------|-----|
| VAPCO ..... | 367 |
|-------------|-----|

## DRYER

|   |          |
|---|----------|
| Belts, Whirlpool.....                         | 68       |
| Blower Wheels, General Electric .....         | 35       |
| Coil Kits, ERP .....                          | 138      |
| Control Boards, Electrolux .....              | 5        |
| Control Boards, Whirlpool.....                | 70       |
| Conversion Kits, General Electric ...         | 35       |
| Copper Service, Stamford ....                 | 318–319  |
| D Series, MA-Line.....                        | 320      |
| Cords, General Electric.....                  | 37       |
| Door Handles, General Electric .....          | 36       |
| Door Strike & Latch Kits, Whirlpool.          | 66       |
| Drive Belts, General Electric.....            | 35       |
| Drum Glides, Electrolux .....                 | 7        |
| Drum Glides, General Electric .....           | 35       |
| Drum Seals, General Electric .....            | 36       |
| Drum Slides, General Electric.....            | 35       |
| Elements, NAPCO .....                         | 132      |
| Elements, Supco.....                          | 133      |
| Exhaust Boosters, Deflect-o .....             | 183      |
| Felts, Electrolux .....                       | 8        |
| Heat Savers, Deflect-o.....                   | 185      |
| Heaters, Whirlpool .....                      | 70       |
| Heating Elements, General Electric            | 34       |
| Igniters, General Electric .....              | 34       |
| Igniters, Supco.....                          | 139      |
| Knobs, Electrolux.....                        | 9        |
| Knobs, General Electric .....                 | 37       |
| Knobs, Whirlpool.....                         | 71       |
| Light Bulbs, General Electric .....           | 37       |
| Motors, General Electric .....                | 35       |
| Motors, Whirlpool.....                        | 66       |
| Pads, Whirlpool.....                          | 71       |
| Repair Kits, Electrolux .....                 | 6        |
| Repair Kits, Whirlpool .....                  | 70       |
| Restraining Kits, Electrolux.....             | 6        |
| Restraining Kits, General Electric.....       | 34       |
| Restraining Kits, Supco .....                 | 133      |
| Stacking Kits, Whirlpool .....                | 70       |
| Switches, Electrolux.....                     | 6        |
| Terminal Block Kits, Whirlpool .....          | 66       |
| Terminal Block Screw Kits,<br>Whirlpool ..... | 66       |
| Terminal Blocks, Electrolux .....             | 5        |
| Thermistors, Whirlpool.....                   | 71       |
| Thermostat & Fuse Kits, Whirlpool .           | 67       |
| Thermostat Kits, Whirlpool.....               | 66       |
| Thermostats, Electrolux .....                 | 5        |
| Thermostats, ERP .....                        | 135      |
| Thermostats, NAPCO .....                      | 136      |
| Thermostats, Supco.....                       | 135, 137 |
| Thermostats, Whirlpool .....                  | 69       |
| Timers, General Electric .....                | 35       |

## DRYER, CONTINUED

|                            |         |
|----------------------------|---------|
| Timers, Whirlpool .....    | 71      |
| Vent Hoods, Deflect-o..... | 181–182 |
| Vent Kits, Deflect-o ..... | 180–181 |
| Vents, Deflect-o .....     | 181     |

## DRYER & RANGE

|                           |     |
|---------------------------|-----|
| Receptacles, MA-Line..... | 202 |
|---------------------------|-----|

## DRYER CORDS

|                    |     |
|--------------------|-----|
| USD Products ..... | 133 |
|--------------------|-----|

## DRYER DRIVE BELTS

|            |     |
|------------|-----|
| Supco..... | 133 |
|------------|-----|

## DRYER ELEMENT

|                               |     |
|-------------------------------|-----|
| Restraining Kits, NAPCO ..... | 134 |
|-------------------------------|-----|

## DRYER HOOK-UP KITS

|                     |     |
|---------------------|-----|
| Dundas Jafine ..... | 184 |
|---------------------|-----|

## DRYER LINT

|                            |          |
|----------------------------|----------|
| Alarm Kits, DrySafer ..... | 131, 177 |
|----------------------------|----------|

## DRYER TO WALL CONNECTORS

|                     |     |
|---------------------|-----|
| Dundas Jafine ..... | 189 |
|---------------------|-----|

## DRYER TRANSITION

|                            |     |
|----------------------------|-----|
| Ducts, Dundas Jafine ..... | 189 |
|----------------------------|-----|

## DRYER VENT

|                             |     |
|-----------------------------|-----|
| Boosters, Acme Miami .....  | 192 |
| Connectors, Deflect-o ..... | 182 |

## DRYER VENT CAPS

|                     |     |
|---------------------|-----|
| Dundas Jafine ..... | 189 |
|---------------------|-----|

## DRYER VENTS

|                          |     |
|--------------------------|-----|
| Aluminum, Deflect-o..... | 182 |
|--------------------------|-----|

## DRYERS

|                           |         |
|---------------------------|---------|
| Copper, Supco .....       | 158     |
| Filter, Electrolux .....  | 20      |
| Liquid Line, Supco .....  | 158–159 |
| Service, Whirlpool .....  | 91      |
| Suction Line, Supco ..... | 158     |

## DRYER LINT ALARMS

|             |          |
|-------------|----------|
| Safety..... | 131, 177 |
|-------------|----------|

## DRYSAFER

|                             |          |
|-----------------------------|----------|
| Alarm Kits, Dryer Lint..... | 131, 177 |
|-----------------------------|----------|

## DUCT

|                                |          |
|--------------------------------|----------|
| Boosters, Supco.....           | 337      |
| Connectors, Deflect-o .....    | 180, 183 |
| Connectors, Dundas Jafine..... | 190      |
| Couplers, Deflect-o .....      | 180      |
| Fans, Acme Miami .....         | 237      |
| Flexible, Deflect-o .....      | 186      |
| Sealants, VAPCO .....          | 470      |
| Tape, EZ-Flo .....             | 473      |
| Tape, MA-Line .....            | 473      |

## DUCT ASSEMBLIES

|                                  |    |
|----------------------------------|----|
| Front Air, General Electric..... | 35 |
|----------------------------------|----|

## DUCT BRUSHES

|                     |     |
|---------------------|-----|
| Dundas Jafine ..... | 190 |
|---------------------|-----|



# INDEX

## DUCT CONNECTORS

Dundas Jafine..... 190

## DUCT HEATER

Coil Kits, Supco ..... 338

## DUCT INCREASERS

Dundas Jafine..... 190

## DUCT KITS

Range Hood, Deflect-o ..... 185

## DUCTS

Aluminum, Deflect-o ..... 182

Aluminum, Dundas

Jafine ..... 187–188, 190

Dryer Transition, Dundas Jafine .... 189

Dundas Jafine..... 183

Flexible Aluminum, Deflect-o..... 179

Foam, General Electric..... 50

Insulated, Deflect-o..... 179

Metallic, Deflect-o ..... 179

Transition, Deflect-o ..... 179

Vinyl, Dundas Jafine ..... 187

## DUMBBELL

Wrenches, EZ-Flo..... 455

## DUNDAS JAFINE

Air Diffusers ..... 180, 185

Aluminum Duct ..... 188

Appliance Brushes..... 190

Clamps ..... 190

Clean Outs, Lint..... 190

Connectors, Duct..... 190

Draft Blockers ..... 183

Dryer Hook-Up Kits..... 184

Dryer to Wall Connectors ..... 189

Dryer Vent Caps ..... 189

Duct Brushes ..... 190

Duct Connectors..... 190

Duct Increases ..... 190

Ducts ..... 183

Ducts, Aluminum ..... 187–188, 190

Ducts, Dryer Transition..... 189

Ducts, Vinyl..... 187

Elbows, Aluminum ..... 190

Exhaust Hoods ..... 188

Exhaust Kits..... 183–184

Flexible Duct..... 187

Heat Keeper Kits ..... 185

Hoods, Vent..... 186–189

Intakes, Fresh Air ..... 187, 189

Lint Removal Kit ..... 138

Replacement Caps ..... 187

Snap Lock Pipe ..... 178

Tension Clamps..... 180

Vent Boxes, Aluminum ..... 190

Vent Covers..... 185

Vent Kits ..... 184

Worm Gear Clamps..... 190

## DUPLEX

Receptacles, EZ-Flo ..... 199

Receptacles, MA-Line..... 202

Switches, MA-Line ..... 201

Wallplates, EZ-Flo ..... 199

## DUST & POLLEN

Masks, EZ-Flo..... 477

## DYE

Injectors, Mastercool..... 385

## DYE & OIL

Injectors, Yellow Jacket ..... 419

## DYE INJECTOR KITS

A/C, Yellow Jacket..... 409

## DYE SOLUTIONS

Universal, Yellow Jacket..... 412

## DYE/OIL

Injectors, Mastercool..... 385

## DYES

Ultraviolet, Mastercool ..... 385

# E

## EARTHQUAKE

Straps, EZ-Flo..... 130

## ECCENTRIC

Flaring Tools, Mastercool ..... 393

## ECONOMY

Couplers, Mastercool..... 383

## ELBOW

Fittings, Whirlpool ..... 65

## ELBOWS

45° - ABS-DWV Schedule 40,  
EZ-Flo ..... 176

45° - Black Malleable, EZ-Flo ..... 167

45° - Copper, EZ-Flo..... 170

45° - PVC-DWV Schedule 40 ..... 175

90° - ABS-DWV Schedule 40,  
EZ-Flo ..... 176

90° - Copper, EZ-Flo..... 169–170

90° - PVC-DWV Schedule 40 ..... 175

90°, EZ-Flo..... 167, 175

Adjustable, Deflect-o..... 178

Aluminum, Deflect-o ..... 178

Aluminum, Dundas Jafine..... 190

Close, Whirlpool..... 71

Dishwasher, EZ-Flo ..... 123

Drop Ear, EZ-Flo..... 172

Male, EZ-Flo ..... 172

Pressure – 45°, EZ-Flo ..... 176

Pressure – 90°, EZ-Flo ..... 176

Push-Fit, EZ-Flo..... 172–173

Swivel, EZ-Flo..... 172

Tube to Male Pipe, EZ-Flo..... 172

## ELECTRIC

Thermostats, General Electric ..... 45

Water Heater Installation Kits,  
EZ-Flo..... 129

## ELECTRIC HEAT

Elements, NAPCO ..... 324

Restraining Kits, NAPCO..... 323

Sequencers, White-Rodgers..... 356

## ELECTRIC HEATER

Relays, Packard..... 327

## ELECTRIC STRIP HEATER

Restraining Kits, NAPCO..... 321

## ELECTRICAL

Tape, EZ-Flo..... 474

Tape, MA-Line ..... 473

## ELECTRICAL CONTACT

Cleaners, VAPCO ..... 369

## ELECTRODES

Range, General Electric..... 45

## ELECTROLUX

Actuators, Ice ..... 22

Actuators, Water ..... 20

Agitator Assemblies ..... 10

Baskets, Silverware ..... 3

Bearing Kits, Drum..... 7

Bearings, Drum ..... 7

Bellow Kits ..... 12

Bellows, Clamp ..... 13

Belts, Drum ..... 6

Bins, Door ..... 26

Blades, Fan ..... 23

Bolts, Transmission..... 11

Burner Assemblies..... 16

Cables, Friction ..... 4

Cables, Harness-Ribbon..... 25

Caps, Burner ..... 16

Catches, Door ..... 8

Closer Cams, Refrigerator ..... 26

Coil Kits, Solenoid..... 7

Compressor Kits, Freezer ..... 30

Compressors, Refrigerator..... 30

Control Boards, Clock Timer..... 17

Control Boards, Dishwasher ..... 1

Control Boards, Dryer ..... 5

Control Boards, Electronic ..... 19

Control Boards, Motor..... 10

Control Boards, Washer..... 9

Control Units, Damper ..... 19

Controllers, Spin Cycle ..... 10

Controls, Defrost ..... 25

Controls, Temperature ..... 23

Conversion Kits, Gas ..... 7

Cover & Stem Assemblies,  
Dishwasher..... 3

Cover Frames, Crisper..... 29

Cover Supports, Crisper ..... 29

# INDEX

## ELECTROLUX, CONTINUED

|                                    |               |
|------------------------------------|---------------|
| Damper Control Units .....         | 19            |
| Dispensers, Detergent .....        | 2             |
| Door Glass, Oven .....             | 18            |
| Door Keys, Freezer .....           | 30            |
| Drawer Glides, Utility .....       | 18            |
| Drip Bowls, Range .....            | 17            |
| Drip Pans, Range .....             | 18            |
| Drive Belts, Washer .....          | 13            |
| Drum Glides, Dryer .....           | 7             |
| Dryers, Filter .....               | 20            |
| Elements, Bake & Broil .....       | 14            |
| Elements, Heating .....            | 1, 6          |
| Elements, Surface .....            | 14–15         |
| End Caps, Door Bin .....           | 28            |
| Extensions, Bail-Arm .....         | 22            |
| Fan Kits, Evaporator .....         | 23            |
| Fan Motors, Evaporator .....       | 23            |
| Fans, Evaporator .....             | 23            |
| Felts, Dryer .....                 | 8             |
| Filters, Air .....                 | 25            |
| Filters, Grease .....              | 14            |
| Filters, Lint .....                | 8             |
| Filters, Water .....               | 21–22         |
| Fuses, Thermal .....               | 5             |
| Gas Conversion Kits .....          | 16            |
| Gaskets, Dishwasher .....          | 4             |
| Gaskets, Door .....                | 3, 26         |
| Grates, Gas Burner .....           | 18            |
| Handles, Door .....                | 8, 11, 14, 25 |
| Hangers, Meat Pan .....            | 28            |
| Hardware, Door Shelf .....         | 27            |
| Heater Kits, Refrigerator .....    | 25            |
| Heaters, Defrost .....             | 24            |
| Hinge Closers, Bearing .....       | 26            |
| Hinges, Door .....                 | 11            |
| Hinges, Oven .....                 | 19            |
| Hoses, Drain .....                 | 2, 12         |
| Housing Assemblies, Blower .....   | 5             |
| Housings, Filter .....             | 21            |
| Hub Mounts, Refrigerator .....     | 20            |
| Ice Containers, Refrigerator ..... | 22            |
| Ice Trays, Refrigerator .....      | 30            |
| Icemaker Assemblies .....          | 22            |
| Icemaker Kits .....                | 22            |
| Icemaker Service Kits .....        | 22            |
| Idler Arm Assemblies .....         | 6             |
| Igniter Assemblies .....           | 7             |
| Igniters, Surface .....            | 15–16         |
| Inserts, Shelf .....               | 29            |
| Knobs, Dryer .....                 | 9             |
| Knobs, Oven .....                  | 18            |
| Latches, Door .....                | 3, 8          |
| Laundry Stacking Kits .....        | 13            |
| Legs, Leveling .....               | 12            |
| Lens Kits .....                    | 19            |
| Lock Plates, Washer .....          | 13            |
| Motor Assemblies .....             | 10            |

## ELECTROLUX, CONTINUED

|   |       |
|---|-------|
| Motors, Circulation .....               | 1     |
| Motors, Pulley .....                    | 5     |
| Motors, Washer .....                    | 13    |
| Nameplates, Refrigerator .....          | 30    |
| Orifices, Top Burner .....              | 16    |
| O-Rings, Dishwasher .....               | 4     |
| O-Rings, Filter Cup .....               | 21    |
| Overlays, Touchpad .....                | 17    |
| Pan Covers, Crisper .....               | 29    |
| Panels, Console .....                   | 1     |
| Pans, Storage .....                     | 29    |
| Probes, Temperature .....               | 15    |
| Pumps, Drain .....                      | 2     |
| Pumps, Washer .....                     | 10    |
| Racks, Door .....                       | 27    |
| Racks, Oven .....                       | 18    |
| Regulators, Pressure .....              | 16    |
| Relay & Plug Kits .....                 | 20    |
| Repair Kits, Dishwasher .....           | 4     |
| Repair Kits, Dryer .....                | 6     |
| Restrung Kits, Dryer .....              | 6     |
| Rings, Trim .....                       | 18    |
| Roller Assemblies, Dishwasher .....     | 4     |
| Run Capacitors .....                    | 20    |
| Sag Kits, Door .....                    | 30    |
| Screws, Mounting .....                  | 19    |
| Screws, Refrigerator .....              | 30    |
| Seals, Door .....                       | 3     |
| Seals, Drum .....                       | 7     |
| Seals, Felt .....                       | 8     |
| Sensors, Flame .....                    | 7     |
| Shelf Bars, Door .....                  | 27    |
| Shipping Kits .....                     | 13    |
| Shock Absorbers .....                   | 12    |
| Sidemount Kits, Dishwasher .....        | 4     |
| Slides, Drawer .....                    | 29    |
| Solenoid Assemblies, Refrigerator ..... | 20    |
| Spark Modules, Burner .....             | 16    |
| Splash Shield Kits, Dishwasher .....    | 4     |
| Spray Arms, Dishwasher .....            | 2     |
| Springs, Door .....                     | 3     |
| Springs, Linkage .....                  | 4     |
| Springs, Washer .....                   | 13    |
| Strikes, Door .....                     | 4, 11 |
| Support Covers, Crisper .....           | 30    |
| Supports, Cover .....                   | 29    |
| Supports, Door Shelf .....              | 28    |
| Supports, Shelf .....                   | 29    |
| Switches, Door .....                    | 14    |
| Switches, Dryer .....                   | 6     |
| Switches, Infinite .....                | 15    |
| Switches, Lid Lock .....                | 11    |
| T-Bearings, Washer .....                | 13    |
| Terminal Block Kits .....               | 15    |
| Terminal Blocks, Dryer .....            | 5     |
| Thermistors, Control .....              | 5     |
| Thermostats, Defrost .....              | 24    |

## ELECTROLUX, CONTINUED

|                                   |        |
|-----------------------------------|--------|
| Thermostats, Dishwasher .....     | 1      |
| Thermostats, Dryer .....          | 5      |
| Thermostats, Gas Oven .....       | 17     |
| Timers, Defrost .....             | 24–25  |
| Timers, Washer .....              | 10     |
| Traps, Coin .....                 | 11     |
| Trunnions, Transmission .....     | 11     |
| Tub Assemblies .....              | 11     |
| Tub Gaskets .....                 | 3      |
| Tub Seal Kits .....               | 12     |
| Tub Spins, Washer .....           | 12     |
| Valve Assemblies, Dispenser ..... | 10     |
| Valves, Inlet .....               | 1      |
| Valves, Safety .....              | 16, 19 |
| Valves, Water .....               | 20, 22 |
| Valves, Water Inlet .....         | 10     |
| Vane Kits .....                   | 11     |
| V-Belts, Washer .....             | 13     |
| Washers, Fill Hose .....          | 12     |
| Washers, Hinge .....              | 26     |
| Wheels, Blower .....              | 1      |

## ELECTRONIC

|                                  |     |
|----------------------------------|-----|
| Control Boards, Electrolux ..... | 19  |
| Control Boards, Whirlpool .....  | 90  |
| Leak Detectors, Mastercool ..... | 384 |
| Motor Controls, Whirlpool .....  | 77  |
| Scales, Yellow Jacket .....      | 404 |
| Vacuum Gauges, Supco .....       | 420 |

## ELEMENT

|                        |     |
|------------------------|-----|
| Wrenches, EZ-Flo ..... | 455 |
|------------------------|-----|

## ELEMENTS

|                                      |         |
|--------------------------------------|---------|
| Bake & Broil, Electrolux .....       | 14      |
| Bake & Broil, Emerson .....          | 93      |
| Bake & Broil, General Electric ..... | 42      |
| Bake & Broil, Whirlpool .....        | 81      |
| Dryer, NAPCO .....                   | 132     |
| Dryer, Supco .....                   | 133     |
| Electric Heat, NAPCO .....           | 324     |
| Heating, Electrolux .....            | 1, 6    |
| Heating, Whirlpool .....             | 63      |
| Range Surface, Whirlpool .....       | 82      |
| Surface, Electrolux .....            | 14–15   |
| Surface, Emerson .....               | 96      |
| Surface, ERP .....                   | 97      |
| Surface, General Electric .....      | 43      |
| Surface, Supco .....                 | 98      |
| Water Heater, Backer-EHP .....       | 128–129 |

## ELIMINATORS

|                          |     |
|--------------------------|-----|
| Vibration, MA-Line ..... | 317 |
|--------------------------|-----|

## EMBRACO

|                                  |     |
|----------------------------------|-----|
| Compressors, Refrigeration ..... | 154 |
| Condensing Units .....           | 154 |

## EMERSON

|                                 |     |
|---------------------------------|-----|
| Adapt-O-Kit .....               | 101 |
| Block Assemblies, Plug-In ..... | 101 |

# INDEX

## EMERSON, CONTINUED

|                                   |     |
|-----------------------------------|-----|
| Block Assemblies, Terminal .....  | 100 |
| Blocks, Plug-In .....             | 100 |
| Bowls .....                       | 98  |
| Bracket Assemblies, Plug-In ..... | 101 |
| Elements, Bake & Broil .....      | 93  |
| Elements, Surface .....           | 96  |
| Medallions .....                  | 101 |
| Pans .....                        | 98  |
| Rings .....                       | 98  |

## EMERY

|                      |     |
|----------------------|-----|
| Cloths, EZ-Flo ..... | 375 |
|----------------------|-----|

## ENCLOSED FAN

|                             |     |
|-----------------------------|-----|
| Relays, White-Rodgers ..... | 361 |
|-----------------------------|-----|

## END CAPS

|                                     |     |
|-------------------------------------|-----|
| Caps, EZ-Flo .....                  | 173 |
| Door Bin, Electrolux .....          | 28  |
| Door Handle, General Electric ..... | 47  |
| Door Shelf, General Electric .....  | 57  |
| Rack Slide, General Electric .....  | 33  |
| Refrigerator, Whirlpool .....       | 86  |

## END OUTLET

|                    |     |
|--------------------|-----|
| EZ-Flo .....       | 213 |
| Tees, EZ-Flo ..... | 215 |

## END SHIELD KITS

|             |         |
|-------------|---------|
| FASCO ..... | 292–293 |
|-------------|---------|

## ENDCAP KITS

|                              |    |
|------------------------------|----|
| Door Handle, Whirlpool ..... | 86 |
|------------------------------|----|

## ENTRY

|                        |     |
|------------------------|-----|
| Locksets, EZ-Flo ..... | 227 |
|------------------------|-----|

## ENVIRONMENTAL KITS

|               |     |
|---------------|-----|
| MA-Line ..... | 432 |
|---------------|-----|

## ERP

|                                  |     |
|----------------------------------|-----|
| Adapters, Terminal Reducer ..... | 459 |
| Bearings, Drum .....             | 138 |
| Belts, Washer .....              | 133 |
| Burner Assemblies, Double .....  | 113 |
| Burner Assemblies, Sealed .....  | 113 |
| Buttons, Door Opener .....       | 104 |
| Buttons, Selector .....          | 105 |
| Capacitors, Microwave .....      | 103 |
| Clips, Retainer .....            | 111 |
| Coil Kits, Dryer .....           | 138 |
| Controls, Defrost .....          | 160 |
| Couplings, Turntable .....       | 110 |
| Covers, Waveguides/Stirrer ..... | 111 |
| Diodes, Microwave .....          | 104 |
| Door Bins .....                  | 165 |
| Door Handles .....               | 104 |
| Drum Rollers .....               | 138 |
| Elements, Surface .....          | 97  |
| Filters, Air .....               | 194 |
| Filters, Grease .....            | 192 |
| Fuses, Microwave .....           | 105 |
| Fuses, Thermal .....             | 108 |

## ERP, CONTINUED

|  |     |
|--|-----|
| Handles, Door .....                              | 104 |
| Holder, Fuse .....                               | 105 |
| Hose Grips .....                                 | 142 |
| Hoses, Drain .....                               | 139 |
| Hoses, Fill .....                                | 139 |
| Icemaker Boards .....                            | 147 |
| Icemaker Repair Kits .....                       | 147 |
| Icemakers, Refrigerator .....                    | 147 |
| Igniters, Oven .....                             | 103 |
| Igniters, Range .....                            | 103 |
| Knob Kits, Range .....                           | 102 |
| Latchkeys, Door .....                            | 104 |
| Leak Sealants .....                              | 471 |
| Levers, Door Opener .....                        | 104 |
| Lifting Straps .....                             | 477 |
| Light Bulb .....                                 | 113 |
| Light Bulb/Base Combinations,<br>Microwave ..... | 112 |
| Light Bulbs .....                                | 206 |
| Light Bulbs, Microwave .....                     | 112 |
| Lint Attachment .....                            | 138 |
| Lint Brushes .....                               | 138 |
| Magnetrons, Microwave .....                      | 106 |
| Modules, Spark .....                             | 113 |
| Moisture Eliminators .....                       | 471 |
| Motors, Turntable/Stirrer .....                  | 109 |
| Motors, Utility .....                            | 166 |
| Motors, Vent Hood .....                          | 192 |
| Paints, Microwave .....                          | 113 |
| Pliers, Clamp .....                              | 449 |
| Pliers, Hose .....                               | 450 |
| Power Starts, Refrigerator .....                 | 159 |
| Receptacles .....                                | 101 |
| Refrigerator Bins .....                          | 165 |
| Regulators, Pressure .....                       | 114 |
| Rollers, Drum .....                              | 138 |
| Supports, Rack .....                             | 105 |
| Supports, Turntable .....                        | 109 |
| Surge Protectors .....                           | 337 |
| Switches, Infinite .....                         | 103 |
| Switches, Microwave .....                        | 107 |
| Switches, Spark .....                            | 113 |
| Testers, Microwave .....                         | 113 |
| Thermistors .....                                | 139 |
| Thermostats .....                                | 103 |
| Thermostats, Dryer .....                         | 135 |
| Thermostats, Microwave .....                     | 108 |
| Timers, Defrost .....                            | 160 |
| Trays, Turntable .....                           | 110 |
| Turntable Trays .....                            | 111 |
| Valves, Inlet .....                              | 142 |
| Valves, Safety .....                             | 114 |
| Valves, Washer .....                             | 142 |
| Vibration Absorber Pads .....                    | 470 |
| Voltage Detectors .....                          | 435 |
| Washers, Hose .....                              | 142 |
| Wrenches, Tub Nut .....                          | 456 |

## ETHELTYNE GLYCOL

|                         |     |
|-------------------------|-----|
| Antifreeze, VAPCO ..... | 373 |
|-------------------------|-----|

## EVAPORATIVE COOLER

|                                     |     |
|-------------------------------------|-----|
| Control Systems, White Rogers ..... | 356 |
|-------------------------------------|-----|

## EVAPORATOR166

|                                    |       |
|------------------------------------|-------|
| Fan Blades, General Electric ..... | 54    |
| Fan Kits, Electrolux .....         | 23    |
| Fan Motors, Electrolux .....       | 23    |
| Fan Motors, General Electric ..... | 53–54 |
| Fans, Electrolux .....             | 23    |

## EVAPORATOR CLEANERS

|             |     |
|-------------|-----|
| VAPCO ..... | 367 |
|-------------|-----|

## EVAPORATOR FAN

|                          |     |
|--------------------------|-----|
| Motors, Acme Miami ..... | 237 |
| Motors, Whirlpool .....  | 85  |

## EVAPORATOR FAN MOTORS

|             |          |
|-------------|----------|
| Supco ..... | 166, 310 |
|-------------|----------|

## EXHAUST

|                        |     |
|------------------------|-----|
| Vents, Deflect-o ..... | 184 |
|------------------------|-----|

## EXHAUST BOOSTERS

|                        |     |
|------------------------|-----|
| Dryer, Deflect-o ..... | 183 |
|------------------------|-----|

## EXHAUST HOODS

|                     |     |
|---------------------|-----|
| Dundas Jafine ..... | 188 |
|---------------------|-----|

## EXHAUST KITS

|                     |         |
|---------------------|---------|
| Dundas Jafine ..... | 183–184 |
|---------------------|---------|

## EXPANDER/SWAGGERS

|                             |     |
|-----------------------------|-----|
| Tubing, Yellow Jacket ..... | 410 |
|-----------------------------|-----|

## EXPANDING FOAM

|               |     |
|---------------|-----|
| MA-Line ..... | 473 |
|---------------|-----|

## EXPANSION TANKS

|                       |     |
|-----------------------|-----|
| Thermal, EZ-Flo ..... | 130 |
|-----------------------|-----|

## EXPANSION VALVES

|                   |     |
|-------------------|-----|
| TXV, Parker ..... | 335 |
|-------------------|-----|

## EXTENSION

|                      |         |
|----------------------|---------|
| Cords, MA-Line ..... | 206     |
| Tubes, EZ-Flo .....  | 214–215 |

## EXTENSION HOSES

|                        |     |
|------------------------|-----|
| Jason Industrial ..... | 140 |
|------------------------|-----|

## EXTENSIONS

|                            |          |
|----------------------------|----------|
| Bail-Arm, Electrolux ..... | 22       |
| Copper Tube, MA-Line ..... | 317, 320 |

## EZ-FLO

|                                      |     |
|--------------------------------------|-----|
| Adapters, Compression .....          | 153 |
| Adapters, Copper .....               | 171 |
| Adapters, Drain .....                | 124 |
| Adapters, Male .....                 | 172 |
| Adapters, Pressure .....             | 176 |
| Adapters, Stem Elbow to Tube .....   | 173 |
| Adapters, Stem-to-Tube .....         | 172 |
| Aerators, Faucet .....               | 209 |
| Arms, Shower .....                   | 218 |
| Ball Reducers, Black Malleable ..... | 168 |

# INDEX

## EZ-FLO, CONTINUED

|  |         |
|--|---------|
| Banded Couplings, Black Malleable..... | 168     |
| Bibbs, Hose .....                      | 224     |
| Bolt Caps, Toilet Bowl .....           | 223     |
| Bolt Sets, Closet .....                | 222     |
| Bolts Sets, Tank-To-Bowl .....         | 223     |
| Bolts, Toilet Seat .....               | 223     |
| Boxes, Outlet .....                    | 207     |
| Brackets, Towel Bar .....              | 229     |
| Breakers, Vacuum .....                 | 224     |
| Brushes, Acid .....                    | 375     |
| Brushes, Copper Tube .....             | 375     |
| Brushes, Paint .....                   | 457     |
| Bushings, Black Malleable.....         | 168     |
| Bushings, Flush .....                  | 170     |
| Cable Ties, Nylon .....                | 459     |
| Caps, Black Malleable .....            | 167     |
| Caps, Copper, Caps .....               | 171     |
| Caps, End .....                        | 173     |
| Caps, Pressure .....                   | 176     |
| Caps, Test .....                       | 225     |
| Cement, Multi-Purpose .....            | 457     |
| Cement, PVC.....                       | 457     |
| Clamps, Hose .....                     | 458     |
| Cleaning Tools .....                   | 446     |
| Cloths, Emery .....                    | 375     |
| Coil Cleaners, Black Max .....         | 363     |
| Coil Cleaners, Hydro-Coil .....        | 363     |
| Coil Cleaners, Hydro-Foam .....        | 363     |
| Coil Cleaners, Hydro-Kleen .....       | 363     |
| Coil Cleaners, Zip Clean .....         | 363     |
| Compounds, Joint.....                  | 459     |
| Connectors, Dishwasher .....           | 121–122 |
| Connectors, Garbage Disposer .....     | 123     |
| Connectors, Icemaker .....             | 152–153 |
| Connectors, Male .....                 | 172     |
| Connectors, Water Heater.....          | 129–130 |
| Cords, Pigtail .....                   | 123     |
| Couplings, ABS-DWV Schedule 40 .....   | 175     |
| Couplings, Compression .....           | 167     |
| Couplings, Copper .....                | 169     |
| Couplings, Couplings.....              | 174     |
| Couplings, Drain .....                 | 169     |
| Couplings, No-Hub .....                | 225     |
| Couplings, Pipe .....                  | 173     |
| Couplings, Pressure .....              | 176     |
| Couplings, PVC-DWV Schedule 40 .....   | 175     |
| Coveralls, Disposable .....            | 476     |
| Covers, Shoe .....                     | 477     |
| Cutters, Pipe .....                    | 449     |
| Cutters, Tubing .....                  | 454     |
| Cylinders, Fuel.....                   | 375     |
| Deadbolts, Single Cylinder .....       | 227     |
| Detectors, Gas Leak .....              | 459     |
| Detectors, Leak .....                  | 363     |

## EZ-FLO, CONTINUED

|   |          |
|---|----------|
| Dishes, Soap .....                      | 230      |
| Dishwasher Installation Kits ..         | 121–122  |
| Disposers, Garbage .....                | 123      |
| Drain Assemblies, Bath .....            | 219      |
| Drain Covers, Floor.....                | 219      |
| Drain Hoses, Dishwasher .....           | 122      |
| Drains, Shower .....                    | 218–219  |
| Elbows, Tube to Male Pipe .....         | 172      |
| Elbows, 45° - ABS-DWV Schedule 40 ..... | 176      |
| Elbows, 45° - Black Malleable .....     | 167      |
| Elbows, 45° - Copper .....              | 170      |
| Elbows, 45° - PVC-DWV Schedule 40 ..... | 175      |
| Elbows, 90° .....                       | 167, 175 |
| Elbows, 90° - ABS-DWV Schedule 40 ..... | 176      |
| Elbows, 90° - Copper .....              | 169–170  |
| Elbows, 90° - PVC-DWV Schedule 40 ..... | 175      |
| Elbows, Dishwasher .....                | 123      |
| Elbows, Drop Ear .....                  | 172      |
| Elbows, Male .....                      | 172      |
| Elbows, Pressure – 45° .....            | 176      |
| Elbows, Pressure – 90° .....            | 176      |
| Elbows, Push-Fit.....                   | 172–173  |
| Elbows, Swivel.....                     | 172      |
| Expansion Tanks, Thermal .....          | 130      |
| Faceplates, Overflow .....              | 219      |
| Faceplates, Trip Lever .....            | 220      |
| Faucets, Kitchen .....                  | 207      |
| Faucets, Laundry .....                  | 207      |
| Faucets, Lavatory .....                 | 207–208  |
| Faucets, Wall Mount .....               | 207      |
| Fittings, Drop Ear .....                | 170      |
| Flanges .....                           | 213      |
| Flanges, Closet .....                   | 220      |
| Flanges, Repair .....                   | 220      |
| Flanges, Shower Arm .....               | 218      |
| Flanges, Shower Rod .....               | 229      |
| Flappers, Toilet Tank .....             | 220–221  |
| Flaring Tools .....                     | 446      |
| Fluxes, Lead-Free.....                  | 375      |
| Gaps, Air.....                          | 124      |
| Garbage Disposer Kits.....              | 124      |
| Gaskets, Tank-To-Bowl .....             | 220      |
| Glasses, Safety.....                    | 477      |
| Gloves.....                             | 477      |
| Goggles, Safety .....                   | 477      |
| Grab Bars .....                         | 229      |
| Guard, Splash .....                     | 123      |
| Guards, Door .....                      | 228      |
| Hanger Straps, Pipe .....               | 225      |
| Heads, Shower .....                     | 217–218  |
| Hinges, Door .....                      | 228      |
| Holder, Recessed .....                  | 230      |
| Holder, Toilet Paper .....              | 230      |

## EZ-FLO, CONTINUED

|                                       |         |
|---------------------------------------|---------|
| Holder, Toothbrush .....              | 230     |
| Hole Covers, Faucet .....             | 210     |
| Hooks, Robe .....                     | 230     |
| Hoses, Dishwasher .....               | 121–122 |
| Hoses, Washing Machine .....          | 139–140 |
| Icemaker Cleaners, Hydro Balance..... | 363     |
| Icemaker Kits .....                   | 153–154 |
| J-Bends .....                         | 214–215 |
| Knives, Utility .....                 | 454–455 |
| Knockers, Door .....                  | 228     |
| Levers, Tank .....                    | 222     |
| Locks, Mailbox .....                  | 227     |
| Locks, Sliding Door/Window .....      | 228     |
| Locksets, Entry .....                 | 227     |
| Locksets, Passage.....                | 227     |
| Locksets, Privacy .....               | 227     |
| Masks, Dust & Pollen .....            | 477     |
| Measures, Tape .....                  | 454     |
| Nipples, Black Malleable .....        | 168     |
| Nipples, Dielectric .....             | 167     |
| Nipples, Heat Trap .....              | 167     |
| Nipples, Red Brass .....              | 167     |
| Nuts, Slip-Joint.....                 | 214     |
| Nuts, Wire .....                      | 459     |
| O-Ring Kits.....                      | 470     |
| Outlets, End .....                    | 213     |
| Outlets, Wall.....                    | 200     |
| Outlets, Waste .....                  | 215     |
| Pans, Water Heater .....              | 130     |
| Plates, Cover .....                   | 223     |
| Plates, Floor/Ceiling.....            | 213     |
| Pliers, Diagonal.....                 | 450     |
| Pliers, Groove Joint.....             | 450     |
| Pliers, Linemen's.....                | 450     |
| Pliers, Locking.....                  | 450     |
| Pliers, Long Nose.....                | 450     |
| Pliers, Slip Joint .....              | 450     |
| Pliers, Tongue & Groove.....          | 450     |
| Plugs, Black Malleable .....          | 168     |
| Plugs, Laundry Tray .....             | 213     |
| Plugs, Pop-Up .....                   | 208     |
| Plugs, Test .....                     | 225     |
| Plungers .....                        | 451     |
| Pop-Up Assemblies .....               | 208     |
| P-Traps .....                         | 213–214 |
| Putty, Plumbers' .....                | 470     |
| Receptacles, Duplex .....             | 199     |
| Receptacles, Wall Switch.....         | 199     |
| Reducers, Copper .....                | 171     |
| Repair Clamps, Pipe .....             | 225     |
| Rings, Shower Curtain .....           | 229     |
| Rings, Toilet Bowl .....              | 223     |
| Risers, Supply Line .....             | 211     |
| Rods, Brazing .....                   | 375     |
| Rods, Shower .....                    | 228–229 |
| Rollers, Toilet Paper .....           | 230     |



# INDEX

## **EZ-FLO, CONTINUED**

|                                 |         |
|---------------------------------|---------|
| Seat Extractor Sets.....        | 452     |
| Sinks, Drop-In.....             | 232     |
| Sinks, Kitchen.....             | 232     |
| Sinks, Pedestal.....            | 232     |
| Sinks, Undermount.....          | 232     |
| Socket Sets, Plumbers'.....     | 454     |
| Solders, Lead-Free.....         | 375     |
| Splash Guards, Shower.....      | 229     |
| Spouts, Diverter.....           | 217     |
| Spouts, Tub.....                | 217     |
| Spray Heads, Faucet.....        | 209     |
| Stands, Water Heater.....       | 130     |
| Stoppers, Drain.....            | 219     |
| Stoppers, Garbage Disposer..... | 124     |
| Stoppers, Pop-Up.....           | 209     |
| Stops, Door.....                | 228     |
| Strainer Baskets, Sink.....     | 210     |
| Strainers, Drain.....           | 219     |
| Strainers, Sink.....            | 209-210 |
| S-Traps.....                    | 213     |
| Straps, Earthquake.....         | 130     |
| Supply Lines, Closet.....       | 211     |
| Supply Lines, Sink.....         | 210-211 |
| Switches, Wall.....             | 199     |
| Tailpieces.....                 | 215     |
| Tailpieces, Branch.....         | 215     |
| Tailpieces, Dishwasher.....     | 123     |
| Tailpieces, Sink.....           | 214     |
| Tape, Aluminum Foil.....        | 473     |
| Tape, Barrier.....              | 476     |
| Tape, Duct.....                 | 473     |
| Tape, Electrical.....           | 474     |
| Tape, Pipe Thread.....          | 474     |
| Tape, Pipe Wrap.....            | 474     |
| Tees.....                       | 214     |
| Tees, Baseboard.....            | 170     |
| Tees, Black Malleable.....      | 167     |
| Tees, Brass.....                | 170     |
| Tees, Compression.....          | 153     |
| Tees, Copper.....               | 170     |
| Tees, End Outlet.....           | 215     |
| Tees, Female - Copper.....      | 170     |
| Tees, Outlet.....               | 214     |
| Tees, Pressure.....             | 176     |
| Tees, Push-Fit.....             | 172-173 |
| Tees, Sanitary.....             | 175-176 |
| Toilet Seats, Closed Front..... | 230     |
| Toilets, Vitreous China.....    | 230     |
| Towel Bars.....                 | 229     |
| Towel Bars, Adjustable.....     | 229     |
| Towel Holders.....              | 229     |
| Traps, Lint.....                | 138     |
| Tub & Shower Rebuild Kits.....  | 216     |
| Tub & Shower Sets.....          | 216     |
| Tub & Shower Trim Kits.....     | 216     |
| Tubes, Extension.....           | 214-215 |

## **EZ-FLO, CONTINUED**

|  |          |
|--|----------|
| Tubes, Threaded.....                             | 214      |
| Tubing, Copper.....                              | 171      |
| Unions, Black Malleable.....                     | 168      |
| Unions, Compression.....                         | 173      |
| Unions, Copper.....                              | 171      |
| Unions, Push-Fit.....                            | 172      |
| Unions, Tube.....                                | 173      |
| Valves, Angle.....                               | 173      |
| Valves, Ball.....                                | 224      |
| Valves, Drain.....                               | 130      |
| Valves, Fill.....                                | 221      |
| Valves, Flush.....                               | 221      |
| Valves, Gas.....                                 | 119      |
| Valves, Gate.....                                | 224      |
| Valves, Needle.....                              | 149      |
| Valves, Relief.....                              | 225      |
| Valves, Saddle.....                              | 149      |
| Valves, Stop.....                                | 211-213  |
| Valves, Straight.....                            | 171, 173 |
| Valves, Temperature/Pressure<br>Relief.....      | 130      |
| Vanities, Chianti Collection.....                | 231      |
| Vanities, Sienna Collection.....                 | 231      |
| Vanity Tops.....                                 | 232      |
| Viewers, Door.....                               | 228      |
| Wallplates.....                                  | 200      |
| Wallplates, Combination.....                     | 199      |
| Wallplates, Deco.....                            | 200      |
| Wallplates, Duplex.....                          | 199      |
| Washers, Hose.....                               | 142      |
| Washers, Slip-Joint.....                         | 214      |
| Waste Arms.....                                  | 214-215  |
| Water Heater Installation Kits,<br>Electric..... | 129      |
| Wedges, Toilet.....                              | 223      |
| Wipes, Cleaning.....                             | 476      |
| Wrenches, Adjustable.....                        | 455      |
| Wrenches, Basin.....                             | 455      |
| Wrenches, Dumbbell.....                          | 455      |
| Wrenches, Element.....                           | 455      |
| Wrenches, Garbage Disposer.....                  | 455      |
| Wrenches, Pipe.....                              | 455      |
| Wrenches, Spud.....                              | 456      |
| Wrenches, Strainer.....                          | 456      |
| Wrenches, Torque.....                            | 456      |

## F

### **FACEPLATES**

|                         |     |
|-------------------------|-----|
| Overflow, EZ-Flo.....   | 219 |
| Trip Lever, EZ-Flo..... | 220 |

### **FAN**

|                               |     |
|-------------------------------|-----|
| Blades, Electrolux.....       | 23  |
| Blades, Packard.....          | 326 |
| Control Centers, Packard..... | 327 |

## **FAN, CONTINUED**

|                      |     |
|----------------------|-----|
| Relays, NAPCO.....   | 324 |
| Relays, Packard..... | 333 |
| Relays, Supco.....   | 337 |
| Switches, NAPCO..... | 325 |

### **FAN & BLOWER**

|                      |     |
|----------------------|-----|
| Motors, FASCO.....   | 282 |
| Motors, Packard..... | 300 |

### **FAN & LIMIT CONTROLS**

|            |     |
|------------|-----|
| Supco..... | 340 |
|------------|-----|

### **FAN BLADE**

|                             |     |
|-----------------------------|-----|
| Pullers, Supco.....         | 421 |
| Pullers, Yellow Jacket..... | 420 |

### **FAN BLADE & BLOWER WHEEL**

|                       |     |
|-----------------------|-----|
| Hubs, Packard.....    | 326 |
| Pullers, Packard..... | 326 |

### **FAN BLADES**

|                                     |     |
|-------------------------------------|-----|
| Evaporator, General Electric.....   | 54  |
| Refrigerator, General Electric..... | 54  |
| Shaded Pole, FASCO.....             | 293 |

### **FAN CENTER**

|                          |     |
|--------------------------|-----|
| Transformers, Supco..... | 338 |
|--------------------------|-----|

### **FAN COIL A/C & HEATING UNIT**

|                    |     |
|--------------------|-----|
| Motors, FASCO..... | 283 |
|--------------------|-----|

### **FAN CONTROLS**

|                    |     |
|--------------------|-----|
| Supco.....         | 352 |
| White-Rodgers..... | 352 |

### **FAN KITS**

|                             |    |
|-----------------------------|----|
| Evaporator, Electrolux..... | 23 |
|-----------------------------|----|

### **FAN MOTORS**

|                                     |       |
|-------------------------------------|-------|
| Condenser, General Electric.....    | 54    |
| Evaporator, Electrolux.....         | 23    |
| Evaporator, General Electric.....   | 53-54 |
| Refrigerator, General Electric..... | 54    |
| Supco.....                          | 166   |

### **FAN, VENT & BLOWER**

|                    |     |
|--------------------|-----|
| Motors, FASCO..... | 284 |
|--------------------|-----|

### **FAN/LIMIT CONTROLS**

|                    |     |
|--------------------|-----|
| White-Rodgers..... | 359 |
|--------------------|-----|

### **FANS**

|                                |     |
|--------------------------------|-----|
| Duct, Acme Miami.....          | 237 |
| Evaporator, Electrolux.....    | 23  |
| In-Line, Acme Miami.....       | 238 |
| Ventilation, USI Electric..... | 191 |

### **FAS MOUNT**

|                          |     |
|--------------------------|-----|
| Bracket Kits, FASCO..... | 294 |
|--------------------------|-----|

### **FASCO**

|                                     |         |
|-------------------------------------|---------|
| Adapter Kits.....                   | 292     |
| Adapter Kits & Parts, Mounting..... | 296     |
| Adapter Plates.....                 | 292     |
| Blowers, Centrifugal.....           | 273-274 |
| Blowers, Direct Drive.....          | 281     |
| Bracket Kits, FAS Mount.....        | 294     |



# INDEX

## FASCO, CONTINUED

|  |                  |
|--|------------------|
| Conduit Boxes .....                                | 292              |
| Cooling Fan Kits .....                             | 292              |
| End Shield Kits .....                              | 292–293          |
| Fan Blades, Shaded Pole .....                      | 293              |
| Flanges .....                                      | 294              |
| Gaskets, Neoprene .....                            | 296              |
| Grommets, Mounting .....                           | 296              |
| Motors & Gear-motors, Pedestal Fan .....           | 287              |
| Motors, C-Frame .....                              | 279              |
| Motors, Condenser Fan .....                        | 276              |
| Motors, Condenser Fan & Heat Pump .....            | 278              |
| Motors, Direct Drive Blower ...                    | 280–281          |
| Motors, Direct Drive Blower & Unit Heater .....    | 282              |
| Motors, Fan & Blower .....                         | 282              |
| Motors, Fan Coil A/C & Heating Unit .....          | 283              |
| Motors, Fan, Vent & Blower .....                   | 284              |
| Motors, Flue, Exhaust & Draft Booster Blower ..... | 286              |
| Motors, Frame .....                                | 286              |
| Motors, General Purpose .....                      | 287              |
| Motors, OEM .....                                  | 242–259, 262–271 |
| Motors, Refrigeration Fan .....                    | 288              |
| Motors, Self Cooled .....                          | 289              |
| Motors, Unit Bearing .....                         | 289              |
| Motors, Ventilator & Unit Heater ...               | 291              |
| Motors, Window A/C .....                           | 290–291          |
| Motors, Wound D.C. .....                           | 289              |
| Mounting Kits .....                                | 295              |
| Mounting Kits, Band .....                          | 295              |
| Mounting Kits, Capacitor .....                     | 292              |
| Mounting Rings, Rubber .....                       | 296              |
| Shields, Rain .....                                | 296              |
| Slingers, Water .....                              | 296              |
| Tie Rods .....                                     | 296              |
| Wheels, Blower .....                               | 272              |

## FAUCET

|                           |     |
|---------------------------|-----|
| Adapters, Whirlpool ..... | 65  |
| Aerators, EZ-Flo .....    | 209 |
| Hole Covers, EZ-Flo ..... | 210 |
| Spray Heads, EZ-Flo ..... | 209 |

## FAUCETS

|                          |         |
|--------------------------|---------|
| Kitchen, EZ-Flo .....    | 207     |
| Laundry, EZ-Flo .....    | 207     |
| Lavatory, EZ-Flo .....   | 207–208 |
| Wall Mount, EZ-Flo ..... | 207     |

## FEET

|                           |        |
|---------------------------|--------|
| Leveling, Whirlpool ..... | 66, 74 |
|---------------------------|--------|

## FELT

|                         |    |
|-------------------------|----|
| Seals, Electrolux ..... | 8  |
| Seals, Whirlpool .....  | 67 |

## FELTS

|                         |   |
|-------------------------|---|
| Dryer, Electrolux ..... | 8 |
|-------------------------|---|

## FEMALE CONNECTORS

|                    |     |
|--------------------|-----|
| USD Products ..... | 119 |
|--------------------|-----|

## FILL

|                        |     |
|------------------------|-----|
| Hoses, ERP .....       | 139 |
| Hoses, Whirlpool ..... | 64  |
| Tubes, Whirlpool ..... | 87  |
| Valves, EZ-Flo .....   | 221 |

## FILL HOSE

|                           |    |
|---------------------------|----|
| Washers, Electrolux ..... | 12 |
|---------------------------|----|

## FILL INJECTOR

|                          |    |
|--------------------------|----|
| Nozzles, Whirlpool ..... | 74 |
|--------------------------|----|

## FILTER

|                            |    |
|----------------------------|----|
| Dryers, Electrolux .....   | 20 |
| Housings, Electrolux ..... | 21 |

## FILTER CUP

|                           |    |
|---------------------------|----|
| O-Rings, Electrolux ..... | 21 |
|---------------------------|----|

## FILTER DRYERS

|                            |     |
|----------------------------|-----|
| Liquid Line, Parker .....  | 335 |
| Suction Line, Parker ..... | 335 |
| Suction Line, Supco .....  | 158 |

## FILTERS

|  |         |
|--|---------|
| Air, Electrolux .....                      | 25      |
| Air, ERP .....                             | 194     |
| Charcoal, General Electric .....           | 50      |
| Charcoal, Whirlpool .....                  | 79      |
| Grease & Odor, American Metal Filter ..... | 193–194 |
| Grease, American Metal Filter ...          | 192–194 |
| Grease, Electrolux .....                   | 14      |
| Grease, ERP .....                          | 192     |
| Grease, General Electric .....             | 46      |
| Grease, Whirlpool .....                    | 80, 82  |
| Lint, Electrolux .....                     | 8       |
| Lint, General Electric .....               | 36      |
| Lint, Whirlpool .....                      | 68      |
| Odor, American Metal Filter .....          | 193     |
| Particulate, Yellow Jacket .....           | 417     |
| Reverse Osmosis, General Electric ...      | 59      |
| Sediment, General Electric .....           | 59–60   |
| Water, Electrolux .....                    | 21–22   |
| Water, General Electric .....              | 58–60   |
| Water, Whirlpool .....                     | 89–91   |

## FIN

|                                |         |
|--------------------------------|---------|
| Comb Sets, Yellow Jacket ..... | 395     |
| Combs, MA-Line .....           | 390     |
| Combs, Mastercool .....        | 389     |
| Combs, Supco .....             | 420–421 |
| Jacks, Supco .....             | 420     |

## FIN STRAIGHTENERS

|                     |     |
|---------------------|-----|
| Yellow Jacket ..... | 411 |
|---------------------|-----|

## FITTINGS

|                               |     |
|-------------------------------|-----|
| Access, Supco .....           | 422 |
| Braze-In, Yellow Jacket ..... | 415 |
| Drop Ear, EZ-Flo .....        | 170 |
| Elbow, Whirlpool .....        | 65  |

## FITTINGS, CONTINUED

|                             |     |
|-----------------------------|-----|
| Gas, Dormont .....          | 118 |
| Liquid Tight, MA-Line ..... | 204 |
| Nylon, MA-Line .....        | 174 |

## FLAME

|                              |     |
|------------------------------|-----|
| Sensors, Electrolux .....    | 7   |
| Sensors, Whirlpool .....     | 67  |
| Sensors, White-Rodgers ..... | 356 |

## FLAME BARRIERS

|               |     |
|---------------|-----|
| Uniweld ..... | 426 |
|---------------|-----|

## FLAME ROD ASSEMBLY KITS

|                                    |     |
|------------------------------------|-----|
| Igniter Assembly Kits, Supco ..... | 344 |
|------------------------------------|-----|

## FLAME SENSOR CLEANERS

|             |     |
|-------------|-----|
| Supco ..... | 472 |
|-------------|-----|

## FLAME SENSORS

|                       |     |
|-----------------------|-----|
| Infrared, Supco ..... | 137 |
| Packard .....         | 357 |

## FLAME SHIELDS

|               |     |
|---------------|-----|
| MA-Line ..... | 426 |
|---------------|-----|

## FLANGES

|                          |     |
|--------------------------|-----|
| Closet, EZ-Flo .....     | 220 |
| EZ-Flo .....             | 213 |
| FASCO .....              | 294 |
| Repair, EZ-Flo .....     | 220 |
| Shower Arm, EZ-Flo ..... | 218 |
| Shower Rod, EZ-Flo ..... | 229 |

## FLAPPERS

|                           |         |
|---------------------------|---------|
| Toilet Tank, EZ-Flo ..... | 220–221 |
|---------------------------|---------|

## FLARE CONNECTIONS

|                       |     |
|-----------------------|-----|
| Swivel, MA-Line ..... | 317 |
|-----------------------|-----|

## FLARE/BURNISH TOOLS

|                     |     |
|---------------------|-----|
| Yellow Jacket ..... | 419 |
|---------------------|-----|

## FLARING & CUTTING

|                             |         |
|-----------------------------|---------|
| Tool Sets, Mastercool ..... | 393–394 |
|-----------------------------|---------|

## FLARING & EXPANDING KIT

|                  |     |
|------------------|-----|
| Mastercool ..... | 388 |
|------------------|-----|

## FLARING & SWAGING

|                             |     |
|-----------------------------|-----|
| Tool Kits, Mastercool ..... | 388 |
| Tool Sets, Mastercool ..... | 393 |

## FLARING ACCESSORY

|                  |     |
|------------------|-----|
| Mastercool ..... | 388 |
|------------------|-----|

## FLARING TOOL

|                  |     |
|------------------|-----|
| Mastercool ..... | 393 |
|------------------|-----|

## FLARING TOOL KIT

|                  |     |
|------------------|-----|
| Mastercool ..... | 393 |
|------------------|-----|

## FLARING TOOLS

|                                   |     |
|-----------------------------------|-----|
| 45°, Mastercool .....             | 392 |
| 45°, Yellow Jacket .....          | 413 |
| 45°–Heavy-Duty, Yellow Jacket ... | 398 |
| Die-Block–45°, Mastercool .....   | 392 |
| Eccentric, Mastercool .....       | 393 |
| EZ-Flo .....                      | 446 |

# INDEX

## FLARING TOOLS, *CONTINUED*

|  |         |
|--|---------|
| Large Capacity—45°, Mastercool ...             | 392     |
| Yellow Jacket.....                             | 393     |
| <b>FLASHLIGHT</b>                              |         |
| Mastercool .....                               | 447     |
| <b>FLASHLIGHT/WORKLIGHT</b>                    |         |
| MA-Line .....                                  | 446     |
| <b>FLASHLIGHTS</b>                             |         |
| LED, MA-Line .....                             | 446–447 |
| <b>FLEXIBLE</b>                                |         |
| Conduit, MA-Line .....                         | 204     |
| Duct, Deflect-o .....                          | 186     |
| <b>FLEXIBLE ALUMINUM</b>                       |         |
| Ducts, Deflect-o .....                         | 179     |
| <b>FLEXIBLE DUCT</b>                           |         |
| Dundas Jafine.....                             | 187     |
| <b>FLINT LIGHTERS</b>                          |         |
| Uniweld .....                                  | 425     |
| <b>FLOOD ALERTS</b>                            |         |
| MA-Line .....                                  | 443     |
| <b>FLOOR</b>                                   |         |
| Drain Covers, EZ-Flo .....                     | 219     |
| <b>FLOOR/CEILING</b>                           |         |
| Plates, EZ-Flo .....                           | 213     |
| <b>FLOW</b>                                    |         |
| Meters, Whirlpool.....                         | 78      |
| <b>FLOW-CONTROL</b>                            |         |
| Valves, Supco.....                             | 422     |
| <b>FLUE CAPS</b>                               |         |
| PVC, Supco .....                               | 351     |
| <b>FLUE EXHAUST &amp; DRAFT BOOSTER BLOWER</b> |         |
| Motors, FASCO .....                            | 286     |
| <b>FLUSH</b>                                   |         |
| Bushings, EZ-Flo .....                         | 170     |
| Valves, EZ-Flo .....                           | 221     |
| <b>FLUSH MOUNT</b>                             |         |
| Thermostats, Supco .....                       | 341     |
| <b>FLUSHES</b>                                 |         |
| A/C System, VAPCO .....                        | 373     |
| <b>FLUX &amp; ACID BRUSHES</b>                 |         |
| MA-Line .....                                  | 375     |
| <b>FLUXES</b>                                  |         |
| Lead-Free, EZ-Flo .....                        | 375     |
| <b>FOAM</b>                                    |         |
| Ducts, General Electric.....                   | 50      |
| Tape, MA-Line .....                            | 474     |
| <b>FOOT</b>                                    |         |
| Grate, General Electric .....                  | 47      |

## FRAME

|   |          |
|---|----------|
| FASCO .....                                   | 286      |
| <b>FREEZE PROTECTION CONTROLS</b>             |          |
| Supco.....                                    | 342      |
| <b>FREEZER</b>                                |          |
| Compressor Kits, Electrolux .....             | 30       |
| Door Keys, Electrolux .....                   | 30       |
| <b>FRESH AIR</b>                              |          |
| Intakes, Dundas Jafine .....                  | 187, 189 |
| <b>FRICTION</b>                               |          |
| Cables, Electrolux.....                       | 4        |
| <b>FRONT AIR</b>                              |          |
| Duct Assemblies, General Electric .           | 35       |
| <b>FUEL</b>                                   |          |
| Cylinders, EZ-Flo .....                       | 375      |
| <b>FURNACE</b>                                |          |
| Igniters, Supco.....                          | 343–344  |
| <b>FURNACE BLOCKS</b>                         |          |
| MA-Line .....                                 | 313      |
| <b>FURNACE CONTROL KITS</b>                   |          |
| Hot Surface, White-Rodgers.....               | 358      |
| <b>FURNACE CONTROLS</b>                       |          |
| Hot Surface, White-Rodgers.....               | 358      |
| White-Rodgers.....                            | 358      |
| <b>FURNACE LIGHTERS</b>                       |          |
| MA-Line .....                                 | 452, 454 |
| <b>FURNACE SWITCH MAGNETS</b>                 |          |
| Supco.....                                    | 472      |
| <b>FUSE</b>                                   |          |
| Holders, ERP .....                            | 105      |
| <b>FUSE KITS</b>                              |          |
| Thermal, Whirlpool.....                       | 61–62    |
| <b>FUSE LINKS</b>                             |          |
| Washer, General Electric.....                 | 41       |
| <b>FUSE PULLERS</b>                           |          |
| MA-Line .....                                 | 205      |
| <b>FUSES</b>                                  |          |
| Bi-Metal, Whirlpool.....                      | 72       |
| Ceramic, Whirlpool .....                      | 80       |
| Microwave, ERP .....                          | 105      |
| Thermal, Electrolux.....                      | 5        |
| Thermal, ERP .....                            | 108      |
| Thermal, General Electric .....               | 49       |
| Thermal, Supco, Thermal Fuses,<br>Supco ..... | 137      |
| Thermal, Whirlpool.....                       | 69       |
| Time Delay, MA-Line .....                     | 205      |
| <b>FUSIBLE</b>                                |          |
| Link Assemblies, NAPCO .....                  | 325      |

## G

### GALVANIZE COATINGS

|  |         |
|--|---------|
| VAPCO .....  | 367     |
| <b>GAPS</b>  |         |
| Air, EZ-Flo .....                                  | 124     |
| <b>GARBAGE</b>                                     |         |
| Disposers, EZ-Flo .....                            | 123     |
| Disposers, General Electric .....                  | 31      |
| Disposers, Insinkerator .....                      | 124–126 |
| Disposers, Whirlpool .....                         | 61      |
| <b>GARBAGE DISPOSER</b>                            |         |
| Cleaners, Summit Brands .....                      | 365     |
| Connectors, EZ-Flo.....                            | 123     |
| Splash Guards & Stoppers, General<br>Electric..... | 31      |
| Stoppers, EZ-Flo .....                             | 124     |
| Wrenches, EZ-Flo .....                             | 455     |
| <b>GARBAGE DISPOSER KITS</b>                       |         |
| EZ-Flo .....                                       | 124     |
| <b>GAS</b>   |         |
| Connectors, Dormont.....                           | 114–115 |
| Conversion Kits, Electrolux .....                  | 7       |
| Conversion Kits, Whirlpool .....                   | 65      |
| Fittings, Dormont.....                             | 118     |
| Valves, EZ-Flo .....                               | 119     |
| <b>GAS BURNER</b>                                  |         |
| Grates, Electrolux .....                           | 18      |
| <b>GAS CONNECTORS</b>                              |         |
| USD Products .....                                 | 115–118 |
| <b>GAS CONVERSION KITS</b>                         |         |
| Electrolux .....                                   | 16      |
| <b>GAS DETECTORS</b>                               |         |
| MA-Line.....                                       | 429     |
| <b>GAS DRYER</b>                                   |         |
| Igniters, General Electric.....                    | 34      |
| Igniters, Whirlpool .....                          | 66      |
| <b>GAS FITTINGS</b>                                |         |
| USD Products .....                                 | 118     |
| <b>GAS FURNACE</b>                                 |         |
| Limit Controls, Supco .....                        | 339     |
| <b>GAS LEAK</b>                                    |         |
| Detectors, EZ-Flo .....                            | 459     |
| <b>GAS OVEN</b>                                    |         |
| Thermostats, Electrolux .....                      | 17      |
| <b>GAS PRESSURE</b>                                |         |
| Test Kits, Yellow Jacket .....                     | 396     |
| <b>GAS RANGE</b>                                   |         |
| Igniter Assemblies, Whirlpool.....                 | 83      |
| <b>GAS RECOVERY</b>                                |         |
| Cylinders, MA-Line.....                            | 377     |

# INDEX

## GAS RETAINER

Core Depressor Tools, Supco .....422

## GAS RETAINING

Couplers, Supco .....422

## GAS RETENTION

Valves, Yellow Jacket.....413

## GAS SHUT OFF VALVES

USD Products.....119

## GAS VALVES

Coil Kits, Whirlpool .....67

White-Rodgers.....360

## GASKET

O-Rings, Supco .....421

## GASKET SCRAPERS

MA-Line .....454

## GASKETS

Center Post, Whirlpool.....75

Dishwasher, Electrolux .....4

Door, Electrolux.....3, 26

Door, General Electric .....32, 36, 56

Door, Supco.....102

Door, Whirlpool.....62, 91

Neoprene, FASCO .....296

Oven Door, Whirlpool .....84

Tank-To-Bowl, EZ-Flo .....220

## GASKETS & O-RINGS

Quick Coupler, Yellow Jacket.....414

## GATE

Valves, EZ-Flo .....224

## GAUGE

Adapters, Supco .....423

Boots, Yellow Jacket .....398

## GAUGES

Boiler, MA-Line .....468

Manifold, Mastercool .....381

Manifold, Yellow Jacket.....397

Series G, Uniweld .....425

Test, Yellow Jacket.....417-418

Vacuum, Mastercool.....378

## GEAR CASES

Washer, Whirlpool .....76

## GENERAL ELECTRIC

Adapters, Water Filter.....60

Agitators, Washer .....39

Anti-Tip Kits, Range.....47

Auger Assemblies, Icemaker.....53

Baffles, Corner Door.....32

Bags, Trash Compactor.....31

Baskets, Dishwasher .....33

Bearing Kits, Rear Drum.....36

Bearing Sleeves, Drum.....36

Bearing Supports, Drum .....36

Belts, Drive .....40

## GENERAL ELECTRIC, CONTINUED

Belts, Washer .....40

Block Kits, Terminal.....44

Blower Wheels, Dryer .....35

Bulbs, Halogen .....49

Bulbs, Incandescent .....49

Burner Assemblies, Range .....45

Burner Grates, Range.....45

Cables, Door.....32

Cams, Door Closing.....56

Caps, Rinse Aid.....32

Connectors, Spray Arm .....32

Connectors, Union.....58

Control Boards, Dishwasher .....31

Control Boards, Washer .....37

Control Knobs, Washer.....41

Control Panels, Clock .....47

Control Switches, Surface Burner... 44

Conversion Kits, Dryer.....35

Cords, Dryer .....37

Cords, Range.....48

Couplers, Agitator .....39

Couplers, Turntable .....48

Couplings, Refrigerator.....58

Covers, Crisper.....56

Damper Kits, Air Inlet Cover .....51

Disposers, Garbage.....31

Door Bins, Dairy.....57

Door Cranks, Dispenser .....52

Door Handles, Dryer .....36

Door Handles, Microwave.....48

Door Hinge Kits, Refrigerator.....56

Door Switch Kits, Microwave .....48

Drain Tubes, Dishwasher .....34

Drip Bowls, Chrome.....46

Drip Bowls, Porcelain.....46

Drip Pans, Black .....47

Drip Pans, Disposable .....46

Drip Pans, Washer.....41

Drive Belts, Dryer.....35

Drive Cups, Icemaker .....50

Drum Glides, Dryer.....35

Drum Seals, Dryer .....36

Drum Slides, Dryer .....35

Duct Assemblies, Front Air .....35

Ducts, Foam .....50

Electrodes, Range .....45

Elements, Bake & Broil .....42

Elements, Surface .....43

End Caps, Door Handle.....47

End Caps, Door Shelf.....57

End Caps, Rack Slide.....33

Fan Blades, Evaporator .....54

Fan Blades, Refrigerator.....54

Fan Motors, Condenser .....54

Fan Motors, Evaporator .....53-54

Fan Motors, Refrigerator.....54

Filters, Charcoal.....50

## GENERAL ELECTRIC, CONTINUED

Filters, Grease .....46

Filters, Lint .....36

Filters, Reverse Osmosis.....59

Filters, Sediment .....59-60

Filters, Water.....58-60

Foot, Grate.....47

Fuse Links, Washer .....41

Fuses, Thermal.....49

Gaskets, Door .....32, 36, 56

Handles, Door .....32

Heater Kits, Defrost.....55

Heating Elements, Dryer.....34

Hoses, Drain .....40

Hoses, Drain Inlet .....40

Hoses, Washer .....40

Housing Covers, Crusher.....53

Hub Nuts, Washer.....41

Hubs, Tub Support.....41

Ice Bucket Assemblies, Icemaker... 53

Ice Door Assemblies, Refrigerator.. 53

Icemaker Kits, Refrigerator .....52

Igniters, Dryer .....34

Igniters, Gas Dryer.....34

Igniters, Oven.....44, 46

Igniters, Range.....45

Ignition Switches, Spark.....46

Inlet Sumps, Dishwasher .....34

Knobs, Clock.....47

Knobs, Dryer .....37

Knobs, Surface Unit.....47

Lenses, Glass .....46

Light Bulbs, Dispenser.....57

Light Bulbs, Dryer .....37

Lubricants, O-Ring.....60

Magnetrons, Microwave .....49

Main Board Assemblies,

Refrigerator .....50

Main Board Service Kits,

Refrigerator .....50

Modules, Time Delay .....50

Motors, Dishwasher .....31

Motors, Dryer .....35

Motors, Ice Dispenser.....52

Motors, Turntable.....49

Motors, Washer.....38

Mounting Brackets, Dishwasher .... 32

Nuts, Dishwasher .....31

O-Rings, Water Filter .....60

Oven Sensors, Self-Cleaning.....45

Piston & Nut Assemblies,

Dishwasher.....31

Power Cords, Appliance .....31

Pressure Switches, Water Level .... 39

Probes, Drain Heater .....51

Pulleys, Idler .....35

Pump Assemblies, Washer.....38

Pump Motors, Washer .....38

# INDEX

## GENERAL ELECTRIC, CONTINUED

|   |    |
|---|----|
| Pumps, Drain .....                                  | 32 |
| Rack Holders, Microwave .....                       | 48 |
| Racks, Dishwasher .....                             | 33 |
| Racks, Oven .....                                   | 47 |
| Receptacles, Burner .....                           | 44 |
| Relays & Overloads, Refrigerator .....              | 50 |
| Repair Kits, Pump .....                             | 32 |
| Restraining Kits, Dryer .....                       | 34 |
| Retainer Bars, Shelf .....                          | 58 |
| Retainers, Drain Hose .....                         | 40 |
| Rings, Trim .....                                   | 47 |
| Rod & Spring Assemblies,<br>Washer .....            | 39 |
| Rod Supports, Socket .....                          | 39 |
| Roller Assemblies, Dishwasher .....                 | 32 |
| Roller Kits, Upper Rack .....                       | 33 |
| Roller Slides, Dishwasher .....                     | 33 |
| Rollers, Lower Rack .....                           | 33 |
| Sensors, Temperature .....                          | 54 |
| Shelves, Refrigerator .....                         | 58 |
| Shifters, Shaft & Mode .....                        | 39 |
| Shipping Bolts, Washer .....                        | 41 |
| Slides, Drawer .....                                | 57 |
| Sockets, Lamp .....                                 | 48 |
| Solenoid Assemblies, Refrigerator .....             | 51 |
| Solenoid Kits, Drain .....                          | 32 |
| Solenoids, Refrigerator .....                       | 51 |
| Spark Modules, Range .....                          | 46 |
| Splash Guards & Stoppers,<br>Garbage Disposer ..... | 31 |
| Split Rings, Washer .....                           | 37 |
| Springs, Door .....                                 | 57 |
| Straps, Tub Dampening .....                         | 40 |
| Stud Rollers, Dishwasher .....                      | 33 |
| Supports, Drawer .....                              | 47 |
| Switch Kits, Lid .....                              | 39 |
| Switches, Door .....                                | 34 |
| Switches, Light .....                               | 58 |
| Switches, Rotary .....                              | 34 |
| Thermostat Kits, Defrost .....                      | 55 |
| Thermostats, Electric .....                         | 45 |
| Thermostats, Microwave .....                        | 49 |
| Thrust Bearings, Washer .....                       | 37 |
| Timers, Defrost .....                               | 56 |
| Timers, Dryer .....                                 | 35 |
| Timers, Washer .....                                | 38 |
| Transmission/Brake Assemblies,<br>Washer .....      | 39 |
| Trays, Turntable .....                              | 49 |
| Tub Seals, Washer .....                             | 39 |
| Tubes, Water Dispenser .....                        | 52 |
| Union & Nut Assemblies,<br>Refrigerator .....       | 52 |
| Valves, Inlet .....                                 | 38 |
| Valves, Water Inlet .....                           | 31 |
| V-Belts, Washer .....                               | 40 |
| Washers, Hub .....                                  | 40 |

## GENERAL ELECTRIC, CONTINUED

|   |         |
|---|---------|
| Water Valve Assemblies,<br>Refrigerator ..... | 51      |
| Water Valves, Refrigerator .....              | 51      |
| Water Valves, Solenoid .....                  | 52      |
| Wheel Axles, Roller .....                     | 33      |
| <b>GENERAL PURPOSE</b>                        |         |
| Motors, FASCO .....                           | 287     |
| <b>GENERAL-PURPOSE</b>                        |         |
| Sprayers, VAPCO .....                         | 369     |
| <b>GLASS</b>                                  |         |
| Lenses, General Electric .....                | 46      |
| Oven Door, Whirlpool .....                    | 80      |
| <b>GLASSES</b>                                |         |
| Safety, EZ-Flo .....                          | 477     |
| Safety, Mastercool .....                      | 389     |
| <b>GLIDE KITS</b>                             |         |
| Bearing, Whirlpool .....                      | 71      |
| <b>GLIDES</b>                                 |         |
| Drum, Whirlpool .....                         | 71      |
| Range, Whirlpool .....                        | 83      |
| <b>GLOVES</b>                                 |         |
| Chemical Resistant, VAPCO .....               | 476     |
| EZ-Flo .....                                  | 477     |
| <b>GOGGLES</b>                                |         |
| Safety, EZ-Flo .....                          | 477     |
| <b>GOODMAN</b>                                |         |
| Blowers, Draft Inducer .....                  | 297     |
| <b>GRAB BARS</b>                              |         |
| EZ-Flo .....                                  | 229     |
| <b>GRATE</b>                                  |         |
| Foot, General Electric .....                  | 47      |
| <b>GRATES</b>                                 |         |
| Burner, Whirlpool .....                       | 83      |
| Gas Burner, Electrolux .....                  | 18      |
| <b>GREASE</b>                                 |         |
| Filters, American Metal Filter 192–194        |         |
| Filters, Electrolux .....                     | 14      |
| Filters, ERP .....                            | 192     |
| Filters, General Electric .....               | 46      |
| Filters, Whirlpool .....                      | 80, 82  |
| <b>GREASE &amp; ODOR</b>                      |         |
| Filters, American Metal Filter .....          | 193–194 |
| <b>GRILLS</b>                                 |         |
| Vent, Whirlpool .....                         | 80      |
| <b>GROMMETS</b>                               |         |
| Mounting, FASCO .....                         | 296     |
| Vinyl, MA-Line .....                          | 469     |
| <b>GROOVE JOINT</b>                           |         |
| Pliers, EZ-Flo .....                          | 450     |
| <b>GUARD</b>                                  |         |
| Splash, EZ-Flo .....                          | 123     |

## GUARDS

|                         |     |
|-------------------------|-----|
| Bird, Deflect-o .....   | 184 |
| Door, EZ-Flo .....      | 228 |
| Rain, Acme Miami .....  | 238 |
| Thermostat, Supco ..... | 350 |

## GUNS

|                         |     |
|-------------------------|-----|
| Caulking, MA-Line ..... | 445 |
|-------------------------|-----|

# H

## HALOGEN

|                               |    |
|-------------------------------|----|
| Bulbs, General Electric ..... | 49 |
|-------------------------------|----|

## HAND

|                       |     |
|-----------------------|-----|
| Sprayers, VAPCO ..... | 371 |
|-----------------------|-----|

## HAND CLEANER

|             |     |
|-------------|-----|
| VAPCO ..... | 368 |
|-------------|-----|

## HAND CLEANERS

|             |     |
|-------------|-----|
| VAPCO ..... | 367 |
|-------------|-----|

## HAND CLEANING

|                     |     |
|---------------------|-----|
| Towels, VAPCO ..... | 475 |
|---------------------|-----|

## HAND TORCHES

|               |     |
|---------------|-----|
| Uniweld ..... | 424 |
|---------------|-----|

## HANDLE REPAIR KITS

|             |     |
|-------------|-----|
| Sloan ..... | 222 |
|-------------|-----|

## HANDLES

|                              |               |
|------------------------------|---------------|
| Appliance Dolly, Yeats ..... | 445           |
| Door, Electrolux .....       | 8, 11, 14, 25 |
| Door, ERP .....              | 104           |
| Door, General Electric ..... | 32            |
| Door, Whirlpool .....        | 76            |
| Welding, Uniweld .....       | 424           |

## HANGER

|                       |     |
|-----------------------|-----|
| Straps, MA-Line ..... | 225 |
|-----------------------|-----|

## HANGER STRAPS

|                    |     |
|--------------------|-----|
| Pipe, EZ-Flo ..... | 225 |
|--------------------|-----|

## HANGERS

|                            |     |
|----------------------------|-----|
| Meat Pan, Electrolux ..... | 28  |
| Pipe, MA-Line .....        | 225 |

## HANGING

|                     |     |
|---------------------|-----|
| Wire, MA-Line ..... | 225 |
|---------------------|-----|

## HARD START KITS

|               |     |
|---------------|-----|
| Packard ..... | 335 |
| Supco .....   | 315 |

## HARD STARTS

|                                 |     |
|---------------------------------|-----|
| MA-Line .....                   | 313 |
| Refrigerator, Supco .....       | 159 |
| Series PTC, Supco .....         | 336 |
| Ultra Start Series, Supco ..... | 337 |

## HARDWARE

|                              |    |
|------------------------------|----|
| Door Shelf, Electrolux ..... | 27 |
|------------------------------|----|



# INDEX

## HARNES-**RIBBON**

Cables, Electrolux.....25

## HARVEST

Thermostats, Supco ..... 149

## HEADLAMPS

LED, MA-Line .....446

## HEADS

Modular, Supco ..... 147  
Shower, EZ-Flo.....217–218

## HEAT

Sequencers, NAPCO.....324  
Sequencers, Packard .....327

## HEAT DISSIPATING SPRAY

VAPCO .....367–368

## HEAT GUNS

MA-Line .....456  
Packard .....395

## HEAT KEEPER KITS

Dundas Jafine..... 185

## HEAT PROBES

Drain Hole, Whirlpool.....86

## HEAT PUMP STANDS

MA-Line .....313

## HEAT SAVERS

Dryer, Deflect-o ..... 185

## HEAT SHRINK

Tubing, MA-Line .....204

## HEAT TRAP

Nipples, EZ-Flo..... 167

## HEATER ATTACHMENT

Mastercool .....427

## HEATER KITS

Defrost, General Electric .....55  
Refrigerator, Electrolux.....25

## HEATERS

Defrost, Electrolux .....24  
Defrost, Whirlpool .....90  
Drain, MA-Line.....316  
Dryer, Whirlpool..... 70

## HEATING

Elements, Electrolux..... 1, 6  
Elements, Whirlpool.....63

## HEATING ELEMENTS

Dryer, General Electric .....34

## HEAVY-DUTY

Tubing Benders, Yellow Jacket .....400

## HEX

Wrench Sets, Yellow Jacket .....420

## HEX KEY ADAPTERS

MA-Line .....453

## HINGE

Washers, Electrolux..... 26

## HINGE CLOSERS

Bearing, Electrolux..... 26

## HINGES

Door, Electrolux ..... 11  
Door, EZ-Flo ..... 228  
Lid, Whirlpool ..... 78  
Oven Door, Whirlpool ..... 83  
Oven, Electrolux ..... 19

## HOLDERS

Fuse, ERP ..... 105  
Recessed, EZ-Flo ..... 230  
Toilet Paper, EZ-Flo..... 230  
Toothbrush, EZ-Flo..... 230

## HOLE COVERS

Faucet, EZ-Flo ..... 210

## HOLE SAW KITS

MA-Line ..... 449

## HOODS

Vent, Deflect-o ..... 183  
Vent, Dundas Jafine ..... 186–189

## HOOKS

Robe, EZ-Flo ..... 230

## HOOK-UP KITS

Vent, Deflect-o ..... 181, 183

## HOOK-UP WIRE

Motor, MA-Line ..... 206

## HORTON

Screens..... 143  
Valves, Dishwasher ..... 121  
Valves, Ice Machine..... 151  
Valves, Laundry ..... 143  
Valves, Refrigeration ..... 150  
Washers, Hose ..... 142

## HOSE

Bibbs, EZ-Flo ..... 224  
Clamps, EZ-Flo ..... 458  
Clamps, MA-Line ..... 458  
MA-Line ..... 372  
Pliers, ERP ..... 450  
Vinyl, Deflect-o..... 179  
Washers, ERP ..... 142  
Washers, EZ-Flo ..... 142  
Washers, Horton..... 142

## HOSE CUTTERS

Ratchet, Mastercool ..... 390

## HOSE GRIPS

ERP ..... 142

## HOSES

Adapter, Yellow Jacket ..... 414  
Charging, Mastercool..... 382

## HOSES, *CONTINUED*

Charging,

Yellow Jacket .... 408–409, 412–413  
Dishwasher, EZ-Flo ..... 121–122  
Drain Inlet, General Electric ..... 40  
Drain, Electrolux..... 2, 12  
Drain, ERP .....139  
Drain, General Electric..... 40  
Drain, Whirlpool ..... 63, 77  
Fill, ERP ..... 139  
Fill, Whirlpool ..... 64  
Pump-To-Tub, Whirlpool ..... 75  
Single & Twin, Uniweld ..... 425  
Washer, General Electric ..... 40  
Washing Machine, EZ-Flo..... 139–140

## HOT SURFACE

Furnace Control Kits,  
White-Rodgers ..... 358  
Furnace Controls, White-Rodgers ... 358  
Igniters, Packard ..... 328–329  
Igniters, Supco ..... 342–343

## HOT WATER

Dispensers, Insinkerator ..... 127

## HOUSING ASSEMBLIES

Blower, Electrolux ..... 5  
Water Filter, Whirlpool ..... 87

## HOUSING ASSEMBLY

Discharges, Whirlpool ..... 64

## HOUSING COVERS

Crusher, General Electric..... 53

## HOUSINGS

Bracket, Whirlpool ..... 87  
Filter, Electrolux ..... 21

## HUB

Washers, General Electric ..... 40

## HUB MOUNTS

Refrigerator, Electrolux ..... 20

## HUB NUTS

Washer, General Electric ..... 41

## HUB PULLERS

MA-Line..... 326

## HUBS

Fan Blade & Blower Wheel,  
Packard ..... 326  
Tub Support, General Electric..... 41

## HUMIDIFIER

Solenoid Valve Kits, Supco..... 353

## HUMIDITY TEMPERATURE METERS

Mastercool ..... 388

## HYDRO BALANCE

Icemaker Cleaners, EZ-Flo ..... 363



# INDEX

|                                      |         |                                      |                                      |
|--------------------------------------|---------|--------------------------------------|--------------------------------------|
| <b>HYDRO-COIL</b>                    |         | <b>ICEMAKER ASSEMBLIES, CONT.</b>    | <b>IGNITION CONTROLS</b>             |
| Coil Cleaners, EZ-Flo .....          | 363     | Refrigerator, Whirlpool .....        | Intermittent Pilot, White-Rodgers .. |
| <b>HYDRO-FOAM</b>                    |         | Supco .....                          | 357                                  |
| Coil Cleaners, EZ-Flo .....          | 363     | <b>ICEMAKER BOARDS</b>               | <b>IGNITION SWITCHES</b>             |
| <b>HYDRO-KLEEN</b>                   |         | ERP .....                            | Spark, General Electric .....        |
| Coil Cleaners, EZ-Flo .....          | 363     | 147                                  | 46                                   |
| <b>HYGRO THERMOMETERS</b>            |         | <b>ICEMAKER CLEANERS</b>             | <b>INCANDESCENT</b>                  |
| MA-Line .....                        | 436     | Hydro Balance, EZ-Flo .....          | Bulbs, General Electric .....        |
| <b>HYGROMETER</b>                    |         | 363                                  | 49                                   |
| Mastercool .....                     | 436     | <b>ICEMAKER KITS</b>                 | <b>INDUSTRIAL</b>                    |
|                                      |         | Electrolux .....                     | Adhesives, VAPCO .....               |
|                                      |         | EZ-Flo .....                         | 456                                  |
|                                      |         | 153–154                              | <b>INFINITE</b>                      |
|                                      |         | Refrigerator, General Electric ..... | Switches, Electrolux .....           |
|                                      |         | 52                                   | 15                                   |
|                                      |         | Refrigerator, Whirlpool .....        | Switches, ERP .....                  |
|                                      |         | 89                                   | 103                                  |
|                                      |         | Supco .....                          | Switches, Whirlpool .....            |
|                                      |         | 147–148                              | 82                                   |
|                                      |         | <b>ICEMAKER REPAIR KITS</b>          | <b>INFRARED</b>                      |
|                                      |         | ERP .....                            | Flame Sensors, Supco .....           |
|                                      |         | 147                                  | 137                                  |
|                                      |         | <b>ICEMAKER SERVICE KITS</b>         | Thermometers, MA-Line .....          |
|                                      |         | Electrolux .....                     | 430–431                              |
|                                      |         | 22                                   | Thermometers,                        |
|                                      |         | <b>ICEMAKER SUPPLY</b>               | Mastercool..                         |
|                                      |         | USD Products .....                   | 386–387, 389                         |
|                                      |         | 152–153                              | Thermometers, UEI .....              |
|                                      |         | <b>ICEMAKER/HUMIDIFIER</b>           | 442                                  |
|                                      |         | Installation Kits, Supco .....       | <b>INFRARED/PROBE</b>                |
|                                      |         | 154                                  | Thermometers, Mastercool .....       |
|                                      |         | <b>ICEMAKERS</b>                     | 386                                  |
|                                      |         | Refrigerator, ERP .....              | <b>INJECTORS</b>                     |
|                                      |         | 147                                  | A/C Screw, Yellow Jacket .....       |
|                                      |         | <b>ICP</b>                           | 419                                  |
|                                      |         | Blowers, Draft Inducer .....         | Dye & Oil, Yellow Jacket .....       |
|                                      |         | 297                                  | 419                                  |
|                                      |         | <b>IDLER</b>                         | Dye, Mastercool .....                |
|                                      |         | Arms, Whirlpool .....                | 385                                  |
|                                      |         | 72                                   | Dye/Oil, Mastercool .....            |
|                                      |         | Pulley Kits, Whirlpool .....         | 385                                  |
|                                      |         | 66                                   | <b>INLET</b>                         |
|                                      |         | Pulleys, General Electric .....      | Valves, Electrolux .....             |
|                                      |         | 35                                   | 1                                    |
|                                      |         | Pulleys, Whirlpool .....             | Valves, ERP .....                    |
|                                      |         | 68                                   | 142                                  |
|                                      |         | <b>IDLER ARM ASSEMBLIES</b>          | Valves, General Electric .....       |
|                                      |         | Electrolux .....                     | 38                                   |
|                                      |         | 6                                    | <b>INLET HOSES</b>                   |
|                                      |         | <b>IGNITER ASSEMBLIES</b>            | Jason Industrial .....               |
|                                      |         | Electrolux .....                     | 140–142                              |
|                                      |         | 7                                    | <b>INLET SUMPS</b>                   |
|                                      |         | Gas Range, Whirlpool .....           | Dishwasher, General Electric .....   |
|                                      |         | 83                                   | 34                                   |
|                                      |         | <b>IGNITER ASSEMBLY KITS</b>         | <b>IN-LINE</b>                       |
|                                      |         | Flame Rod Assembly Kits, Supco       | Fans, Acme Miami .....               |
|                                      |         | 344                                  | 238                                  |
|                                      |         | <b>IGNITERS</b>                      | <b>INNER-OUTER</b>                   |
|                                      |         | Dryer, General Electric .....        | Reamers, Mastercool .....            |
|                                      |         | 34                                   | 394                                  |
|                                      |         | Dryer, Supco .....                   | <b>INSECT REPELLENTS</b>             |
|                                      |         | 139                                  | VAPCO .....                          |
|                                      |         | Furnace, Supco .....                 | 368                                  |
|                                      |         | 343–344                              | <b>INSECTICIDES</b>                  |
|                                      |         | Gas Dryer, General Electric .....    | VAPCO .....                          |
|                                      |         | 34                                   | 470                                  |
|                                      |         | Gas Dryer, Whirlpool .....           | <b>INSERTS</b>                       |
|                                      |         | 66                                   | Shelf, Electrolux .....              |
|                                      |         | Hot Surface, Supco .....             | 29                                   |
|                                      |         | 342–343                              | <b>INSINKERATOR</b>                  |
|                                      |         | Oven Range, Supco .....              | Dispensers, Hot Water .....          |
|                                      |         | 102                                  | 127                                  |
|                                      |         | Oven, ERP .....                      | Disposers, Garbage .....             |
|                                      |         | 103                                  | 124–126                              |
|                                      |         | Oven, General Electric .....         | <b>INSPECTION</b>                    |
|                                      |         | 44, 46                               | Mirrors, MA-Line .....               |
|                                      |         | Range, ERP .....                     | 448                                  |
|                                      |         | 103                                  | Mirrors, Yellow Jacket .....         |
|                                      |         | Range, General Electric .....        | 420                                  |
|                                      |         | 45                                   | <b>INSPECTION MIRRORS</b>            |
|                                      |         | Surface, Electrolux .....            | MA-Line .....                        |
|                                      |         | 15–16                                | 475                                  |
|                                      |         | Surface, Whirlpool .....             |                                      |
|                                      |         | 83                                   |                                      |
|                                      |         | <b>IGNITION</b>                      |                                      |
|                                      |         | Control Boards, Whirlpool .....      |                                      |
|                                      |         | 83                                   |                                      |
| <b>HYDRO-FOAM</b>                    |         |                                      |                                      |
| Coil Cleaners, EZ-Flo .....          | 363     |                                      |                                      |
| <b>HYDRO-KLEEN</b>                   |         |                                      |                                      |
| Coil Cleaners, EZ-Flo .....          | 363     |                                      |                                      |
| <b>HYGRO THERMOMETERS</b>            |         |                                      |                                      |
| MA-Line .....                        | 436     |                                      |                                      |
| <b>HYGROMETER</b>                    |         |                                      |                                      |
| Mastercool .....                     | 436     |                                      |                                      |
|                                      |         |                                      |                                      |
| <b>I/M ADAPTERS</b>                  |         |                                      |                                      |
| USD Products .....                   | 151     |                                      |                                      |
| <b>ICE</b>                           |         |                                      |                                      |
| Actuators, Electrolux .....          | 22      |                                      |                                      |
| Chutes, Whirlpool .....              | 86      |                                      |                                      |
| <b>ICE BUCKET</b>                    |         |                                      |                                      |
| Drums, Whirlpool .....               | 89      |                                      |                                      |
| <b>ICE BUCKET ASSEMBLIES</b>         |         |                                      |                                      |
| Icemaker, General Electric .....     | 53      |                                      |                                      |
| <b>ICE CONTAINERS</b>                |         |                                      |                                      |
| Refrigerator, Electrolux .....       | 22      |                                      |                                      |
| <b>ICE DISPENSER</b>                 |         |                                      |                                      |
| Motors, General Electric .....       | 52      |                                      |                                      |
| <b>ICE DOOR ASSEMBLIES</b>           |         |                                      |                                      |
| Refrigerator, General Electric ..... | 53      |                                      |                                      |
| <b>ICE DOOR KITS</b>                 |         |                                      |                                      |
| Icemaker, Whirlpool .....            | 90      |                                      |                                      |
| <b>ICE MACHINE</b>                   |         |                                      |                                      |
| Cleaners, VAPCO .....                | 372     |                                      |                                      |
| Valves, Horton .....                 | 151     |                                      |                                      |
| <b>ICE TRAYS</b>                     |         |                                      |                                      |
| Refrigerator, Electrolux .....       | 30      |                                      |                                      |
| <b>ICEMAKER</b>                      |         |                                      |                                      |
| Arms, Whirlpool .....                | 91      |                                      |                                      |
| Auger Assemblies, General            |         |                                      |                                      |
| Electric .....                       | 53      |                                      |                                      |
| Connectors, EZ-Flo .....             | 152–153 |                                      |                                      |
| Drive Cups, General Electric .....   | 50      |                                      |                                      |
| Ice Bucket Assemblies, General       |         |                                      |                                      |
| Electric .....                       | 53      |                                      |                                      |
| Ice Door Kits, Whirlpool .....       | 90      |                                      |                                      |
| Motor Modules, Whirlpool .....       | 89      |                                      |                                      |
| Pump & Motor Assemblies,             |         |                                      |                                      |
| Whirlpool .....                      | 89      |                                      |                                      |
| Safety Fuses, Supco .....            | 149     |                                      |                                      |
| Water Valve Kits, Whirlpool .....    | 87      |                                      |                                      |
| <b>ICEMAKER ASSEMBLIES</b>           |         |                                      |                                      |
| Electrolux .....                     | 22      |                                      |                                      |

# INDEX

## INSTALLATION GUNS

Wire Tie, MA-Line .....464

## INSTALLATION KITS

Icemaker/Humidifier, Supco ..... 154

## INSULATED

Ducts, Deflect-o ..... 179  
Rings, MA-Line .....461  
Spades, MA-Line .....461

## INSULATING

Tape, VAPCO .....474

## INSULATION

Pipe, VAPCO .....370  
Tape, MA-Line .....474

## INSULATORS

NAPCO ..... 135

## INTAKES

Fresh Air, Dundas Jafine ..... 187, 189

## INTERMITTENT PILOT

Ignition Controls, White-Rodgers...357

## J

## JACKS

Fin, Supco .....420

## JASON INDUSTRIAL

Belts, Laundry..... 133, 321, 431  
Dishwasher Drain Hoses .....122  
Extension Hoses..... 140  
Inlet Hoses..... 140–142  
Pulleys, AL Blower..... 145  
Pulleys, Variable Pitch..... 145  
Refrigeration Installation Lines ..... 152  
Steam Dryer Kits ..... 142  
V-Belts ..... 145  
Washing Machine Hoses ..... 139

## J-BENDS

EZ-Flo .....214–215

## JEWELERS'

Screwdriver Sets, MA-Line .....451

## JOHNSON CONTROLS

Blowers, Draft Inducer .....297

## JOINT

Compounds, EZ-Flo .....459

## K

## KILLZ-IT

Disinfectants, VAPCO .....369

## KITCHEN

Faucets, EZ-Flo .....207

## KITCHEN, CONTINUED

Sinks, EZ-Flo ..... 232

## KNIVES

MA-Line ..... 453  
Utility, EZ-Flo ..... 454–455

## KNOB KITS

Control, Supco ..... 102  
Range, ERP ..... 102

## KNOBS

Clock, General Electric ..... 47  
Control, Supco ..... 102  
Dryer, Electrolux ..... 9  
Dryer, General Electric ..... 37  
Dryer, Whirlpool ..... 71  
Oven, Electrolux ..... 18  
Surface Unit, General Electric ..... 47  
Washer, Whirlpool ..... 76

## KNOCKERS

Door, EZ-Flo ..... 228

## L

## L SERIES

Thermostats, NAPCO ..... 136, 326

## L SERIES/LD SERIES

Thermostats, Supco ..... 342

## LAMP

Sockets, General Electric ..... 48

## LAMP ACCESSORIES

UV, Yellow Jacket ..... 419

## LARGE CAPACITY–45°

Flaring Tools, Mastercool ..... 392

## LARGE DIAMETER

Restraining Kits, NAPCO ..... 322

## LATCHES

Door Handle, Whirlpool ..... 63  
Door, Electrolux ..... 3, 8  
Door, Whirlpool ..... 65

## LATCHKEYS

Door, ERP ..... 104

## LAUNDRY

Belts, Jason Industrial... 133, 321, 431  
Faucets, EZ-Flo ..... 207  
Valves, Horton ..... 143  
Whiteners, Summit Brands ..... 365

## LAUNDRY STACKING KITS

Electrolux ..... 13

## LAUNDRY TRAY

Plugs, EZ-Flo ..... 213

## LAVATORY

Faucets, EZ-Flo ..... 207–208

## LEAD-FREE

Fluxes, EZ-Flo ..... 375  
Solders, EZ-Flo ..... 375

## LEADS

Test, MA-Line ..... 433  
Test, UEI ..... 443

## LEAK

Detectors, EZ-Flo ..... 363  
Detectors, UEI ..... 441–442  
Detectors, VAPCO ..... 372  
Detectors, Yellow Jacket ..... 411  
Scanners, Yellow Jacket ..... 398

## LEAK DETECTOR KITS

Mastercool ..... 384  
Uniweld ..... 383  
Yellow Jacket ..... 384

## LEAK DETECTORS

Combustible Gas, Mastercool ..... 384  
Electronic, Mastercool ..... 384  
Mastercool ..... 384  
Yellow Jacket ..... 384–385

## LEAK FREEZE ACCESSORIES

AC Leak Freeze ..... 471

## LEAK SEALANTS

ERP ..... 471

## LEAK STOPPER

AC Leak Freeze ..... 471

## LED

Flashlights, MA-Line ..... 446–447  
Headlamps, MA-Line ..... 446  
Pen Lights, MA-Line ..... 447  
Worklights, MA-Line ..... 447

## LEGS

Leveling, Electrolux ..... 12

## LENNOX

Blowers, Draft Inducer ..... 297

## LENS KITS

Electrolux ..... 19

## LENSES

Glass, General Electric ..... 46

## LEVELING

Feet, Whirlpool ..... 66, 74  
Legs, Electrolux ..... 12

## LEVER

Tube Benders, Mastercool ..... 390

## LEVERS

Door Opener, ERP ..... 104  
Tank, EZ-Flo ..... 222

## LID

Bumpers, Whirlpool ..... 73  
Hinges, Whirlpool ..... 78  
Switch Kits, General Electric ..... 39

# INDEX

|                                      |                                      |   |
|--------------------------------------|--------------------------------------|---|
| <b>LID CHECK</b>                     | <b>LINEMEN'S</b>                     | <b>LONG NOSE</b>                        |
| Switches, Whirlpool .....73          | Pliers, EZ-Flo ..... 450             | Pliers, EZ-Flo ..... 450                |
| <b>LID HINGE</b>                     | <b>LINER KITS</b>                    | <b>LOUVERED</b>                         |
| Balls, Whirlpool .....73             | Chimney, Deflect-o ..... 178         | Vent Hoods, Deflect-o ..... 181         |
| <b>LID LOCK</b>                      | <b>LINK ASSEMBLIES</b>               | <b>LOWER</b>                            |
| Switches, Electrolux ..... 11        | Fusible, NAPCO ..... 325             | Rack Assemblies, Whirlpool ..... 65     |
| <b>LID SWITCH ASSEMBLIES</b>         | <b>LINKAGE</b>                       | <b>LOWER RACK</b>                       |
| Washer, Whirlpool .....72            | Springs, Electrolux ..... 4          | Rollers, General Electric ..... 33      |
| <b>LIFTING STRAPS</b>                | <b>LINKS</b>                         | <b>LOWER RACK-DISHWASHER</b>            |
| ERP .....477                         | Door Spring, Whirlpool..... 62       | Wheel Assemblies, Whirlpool ..... 62    |
| <b>LIGHT</b>                         | Door, Whirlpool ..... 63             | <b>LUBRICANTS</b>                       |
| Switches, General Electric.....58    | <b>LINT</b>                          | O-Ring, General Electric ..... 60       |
| <b>LIGHT BULB</b>                    | Clean Outs, Dundas Jafine ..... 190  | O-Ring, Yellow Jacket..... 416          |
| ERP ..... 113                        | Filters, Electrolux ..... 8          | VAPCO ..... 368, 469                    |
| <b>LIGHT BULB/BASE COMBINATIONS</b>  | Filters, General Electric ..... 36   |   |
| Microwave, ERP ..... 112             | Filters, Whirlpool ..... 68          | <b>M</b>                                |
| <b>LIGHT BULBS</b>                   | Trap Kits, Deflect-o ..... 181       |   |
| Appliance, Whirlpool .....81         | Traps, EZ-Flo ..... 138              | <b>MACH IV</b>                          |
| Dispenser, General Electric .....57  | <b>LINT ATTACHMENT</b>               | UV Light Kits, Mastercool..... 385      |
| Dryer, General Electric .....37      | ERP ..... 138                        | <b>MAGNETIC</b>                         |
| ERP .....206                         | <b>LINT BRUSHES</b>                  | Contactors, Packard ..... 331           |
| Microwave, ERP ..... 112             | ERP ..... 138                        | Retrieval Tools, MA-Line..... 451       |
| Microwave, Whirlpool .....80         | <b>LINT BUILD-UP</b>                 | <b>MAGNETIC CHUCKS</b>                  |
| Oven, Whirlpool .....83              | Alerts..... 131, 177                 | MA-Line..... 453                        |
| Surface-Microwave, Whirlpool .....80 | <b>LINT FILTER/SCREEN</b>            | <b>MAGNETIC LINE</b>                    |
| <b>LIGHT SWITCHES</b>                | Covers, Whirlpool ..... 71           | Contactors, Supco ..... 352             |
| Supco ..... 147                      | <b>LINT REMOVAL KIT</b>              | <b>MAGNETRONS</b>                       |
| <b>LIGHTED</b>                       | Dundas Jafine ..... 138              | Microwave, ERP ..... 106                |
| Magnifiers, MA-Line.....447          | <b>LIQUID</b>                        | Microwave, General Electric ..... 49    |
| <b>LIGHTING</b>                      | Charging Adapters, Yellow Jacket 404 | <b>MAGNIFIERS</b>                       |
| Capacitors, Packard .....330         | <b>LIQUID LINE</b>                   | Lighted, MA-Line..... 447               |
| <b>LIGHTING SYSTEMS</b>              | Dryers, Supco ..... 158–159          | <b>MAILBOX</b>                          |
| USI Electric .....236                | Filter Dryers, Parker..... 335       | Locks, EZ-Flo ..... 227                 |
| <b>LIGHTS</b>                        | <b>LIQUID TIGHT</b>                  | <b>MAIN BOARD ASSEMBLIES</b>            |
| Trouble, MA-Line .....448            | Conduit, MA-Line ..... 204           | Refrigerator, General Electric ..... 50 |
| Work, MA-Line .....448               | Connectors, MA-Line ..... 204        | <b>MAIN BOARD SERVICE KITS</b>          |
| <b>LIMIT</b>                         | Fittings, MA-Line ..... 204          | Refrigerator, General Electric ..... 50 |
| Thermostats, Supco .....340          | <b>LOCK PLATES</b>                   | <b>MALE</b>                             |
| <b>LIMIT CONTROLS</b>                | Washer, Electrolux..... 13           | Connectors, EZ-Flo ..... 172            |
| Gas Furnace, Supco.....339           | <b>LOCKING</b>                       | Elbows, EZ-Flo..... 172                 |
| <b>LINE</b>                          | Pliers, EZ-Flo ..... 450             | <b>MALE ELBOWS</b>                      |
| Valves, Supco.....422                | <b>LOCKS</b>                         | USD Products ..... 119                  |
| <b>LINE SERVICE</b>                  | Mailbox, EZ-Flo..... 227             | <b>MALES</b>                            |
| Valves, Supco.....421                | Sliding Door, EZ-Flo ..... 228       | Adapters, EZ-Flo ..... 172              |
| <b>LINE TAP VALVES</b>               | Sliding Door/Window, EZ-Flo..... 228 | <b>MA-LINE</b>                          |
| MA-Line ..... 320                    | <b>LOCKSETS</b>                      | Abrasive Pads ..... 376                 |
| <b>LINE VOLTAGE</b>                  | Entry, EZ-Flo..... 227               | Adapter Kits ..... 453                  |
| Adapters, MA-Line .....432           | Passage, EZ-Flo ..... 227            | Adapters, Line Voltage..... 432         |
| Thermostats, White Rogers .....356   | Privacy, EZ-Flo ..... 227            | Aluminum Tubing ..... 476               |
|                                      | <b>LOGGERS</b>                       | Aluminum Tubing Kits ..... 476          |
|                                      | Temperature/Humidity, UEI ..... 442  |   |

# INDEX

## MA-LINE, CONTINUED

|   |          |
|---|----------|
| Anchor Kits, Plastic.....                     | 457      |
| Anchor Kits, Self-Drilling.....               | 457      |
| Anemometers.....                              | 430      |
| Boscopes, Video.....                          | 433      |
| Boxes, Disconnect.....                        | 205      |
| Brackets, Mounting.....                       | 294–295  |
| Cable Tie Assortments.....                    | 460      |
| Cable Ties.....                               | 460      |
| Can Taps.....                                 | 321      |
| Carbon Monoxide Detectors.....                | 430      |
| Carrying Pouches.....                         | 444      |
| Cartridges, Smoke.....                        | 473      |
| Caulk, Silicone.....                          | 457      |
| Clamp On Meters.....                          | 428      |
| Clamps, Cable.....                            | 458      |
| Clamps, Hose.....                             | 458      |
| Clamps, Worm Gear.....                        | 458      |
| Cleaning Brushes.....                         | 456      |
| Clips, Alligator.....                         | 434      |
| Clips, Battery.....                           | 434      |
| Color IRT.....                                | 431      |
| Combs, Fin.....                               | 390      |
| Compressor Hook-Up Kits.....                  | 155      |
| Condenser Cleaning Tools.....                 | 371      |
| Conduit, Flexible.....                        | 204      |
| Conduit, Liquid Tight.....                    | 204      |
| Connector Assortments.....                    | 461      |
| Connectors, Butt Splice.....                  | 460      |
| Connectors, Closed End.....                   | 460      |
| Connectors, Liquid Tight.....                 | 204      |
| Connectors, Wire.....                         | 463–464  |
| Control Valves, Refrigerant<br>Retention..... | 321      |
| Cords, Extension.....                         | 206      |
| Cords, Power.....                             | 206      |
| Covers, Buss Box.....                         | 205      |
| Covers, Receptacle.....                       | 201      |
| Covers, Steel.....                            | 202      |
| Covers, Thermostat.....                       | 317      |
| Cutters, Pipe.....                            | 449      |
| Cutters, Tube.....                            | 392      |
| Cylinders, Gas Recovery.....                  | 377      |
| Cylinders, Refrigerant Recovery.....          | 376      |
| Data Logger USB.....                          | 432      |
| De-burring Tools.....                         | 475      |
| Delays, Time.....                             | 313      |
| Detectors, Carbon Monoxide.....               | 429      |
| Detectors, Voltage.....                       | 434      |
| Digital Thermometers.....                     | 435      |
| Disconnects.....                              | 205, 465 |
| Disconnects, Quick.....                       | 461      |
| Disconnects, Special Device.....              | 462      |
| Disconnects, Square D.....                    | 205      |
| Drawers, Storage.....                         | 462      |
| Eliminators, Vibration.....                   | 317      |
| Environmental Kits.....                       | 432      |

## MA-LINE, CONTINUED

|                                       |          |
|---------------------------------------|----------|
| Expanding Foam.....                   | 473      |
| Extensions, Copper Tube.....          | 317, 320 |
| Fittings, Liquid Tight.....           | 204      |
| Fittings, Nylon.....                  | 174      |
| Flame Shields.....                    | 426      |
| Flare Connections, Swivel.....        | 317      |
| Flashlight/Worklight.....             | 446      |
| Flashlights, LED.....                 | 446–447  |
| Flood Alerts.....                     | 443      |
| Flux & Acid Brushes.....              | 375      |
| Furnace Blocks.....                   | 313      |
| Furnace Lighters.....                 | 452, 454 |
| Fuse Pullers.....                     | 205      |
| Fuses, Time Delay.....                | 205      |
| Gas Detectors.....                    | 429      |
| Gasket Scrapers.....                  | 454      |
| Gauges, Boiler.....                   | 468      |
| Grommets, Vinyl.....                  | 469      |
| Guns, Caulking.....                   | 445      |
| Hangers, Pipe.....                    | 225      |
| Headlamps, LED.....                   | 446      |
| Heat Guns.....                        | 456      |
| Heat Pump Stands.....                 | 313      |
| Heaters, Drain.....                   | 316      |
| Hex Key Adapters.....                 | 453      |
| Hole Saw Kits.....                    | 449      |
| Hook-Up Wire, Motor.....              | 206      |
| Hose.....                             | 372      |
| Hub Pullers.....                      | 326      |
| Hygro Thermometers.....               | 436      |
| Inspection Mirrors.....               | 475      |
| Installation Guns, Wire Tie.....      | 464      |
| Knives.....                           | 453      |
| Leads, Test.....                      | 433      |
| Lights, Trouble.....                  | 448      |
| Lights, Work.....                     | 448      |
| Line Tap Valves.....                  | 320      |
| Magnetic Chucks.....                  | 453      |
| Magnifiers, Lighted.....              | 447      |
| Manometers, Digital.....              | 429      |
| Megohmmeters, Auto-ranging.....       | 427      |
| Meter Accessories.....                | 429      |
| Meters, Clamp-On.....                 | 428      |
| Mini Split Brackets.....              | 295      |
| Mirrors, Inspection.....              | 448      |
| Moisture Indicators.....              | 443      |
| Mounting Pads, Cable Tie.....         | 460      |
| Multi-Bit & Driver Kits.....          | 452      |
| Multi-Meters.....                     | 427      |
| Multimeters, Analog.....              | 428      |
| Multimeters, Digital.....             | 427–430  |
| Multi-Steps.....                      | 317      |
| Neoprene Tubing.....                  | 476      |
| Nipple Assortments, Black Nipple..... | 169      |
| Nut Driver Kits.....                  | 452      |
| Nut Driver Sets.....                  | 452      |
| Pans, Condensate.....                 | 316      |

## MA-LINE, CONTINUED

|                                       |          |
|---------------------------------------|----------|
| Parts Trays.....                      | 470      |
| Pen Lights, LED.....                  | 447      |
| Pinch-Off Tools.....                  | 449      |
| Plugs, Straight Blade.....            | 203      |
| Plumber's Rolls.....                  | 376      |
| Pressure Gauges.....                  | 468      |
| Pressure Switches.....                | 164      |
| Psychrometers, Digital.....           | 427, 432 |
| Putty Knives.....                     | 454      |
| Ratchet Bit Sets.....                 | 453      |
| Reamers.....                          | 475      |
| Receptacles, Dryer & Range.....       | 202      |
| Receptacles, Duplex.....              | 202      |
| Refractometers.....                   | 377      |
| Refrigerant Recovery Tools.....       | 395      |
| Relay/Overloads, Pre-Wired.....       | 166      |
| Removers, Valve Core.....             | 320      |
| Retrieval Tools, Magnetic.....        | 451      |
| Rings, Insulated.....                 | 461      |
| Rotation Indicators.....              | 443      |
| Rubber Tubing.....                    | 476      |
| Sand Cloth.....                       | 376      |
| Scales, Digital.....                  | 376      |
| Screwdriver Sets.....                 | 451–452  |
| Screwdriver Sets, Jewelers'.....      | 451      |
| Screwdrivers.....                     | 451–452  |
| Socket Sets.....                      | 452      |
| Solenoid Valve Operating Magnets..... | 321      |
| Spades, Insulated.....                | 461      |
| Spray Bottles, Trigger.....           | 372      |
| Sprayers, Pump.....                   | 371      |
| Starts, Hard.....                     | 313      |
| Straps, Hanger.....                   | 225      |
| Swaging Tools.....                    | 475      |
| Switches, Duplex.....                 | 201      |
| Switches, Quiet.....                  | 201      |
| Switches, Safety.....                 | 316      |
| Tachometers, Digital.....             | 430      |
| Tape, Duct.....                       | 473      |
| Tape, Electrical.....                 | 473      |
| Tape, Foam.....                       | 474      |
| Tape, Insulation.....                 | 474      |
| Tape, Thread.....                     | 474      |
| Tees, Copper Solder.....              | 320      |
| Terminal Kits.....                    | 462–463  |
| Terminals, Solderless.....            | 462      |
| Testers.....                          | 433      |
| Testers, Capacitor.....               | 427      |
| Testers, Voltage.....                 | 432, 434 |
| Thermometer Kits.....                 | 436      |
| Thermometers.....                     | 437–438  |
| Thermometers, Infrared.....           | 430–431  |
| Thermometers, Pocket.....             | 432      |
| Thermometers, Remote Reading.....     | 432      |
| Thermostats, Defrost.....             | 162      |
| Ties.....                             | 464      |
| Ties, Wire.....                       | 464      |



# INDEX

## MA-LINE, CONTINUED

|   |         |
|---|---------|
| Tool Bags .....                           | 443     |
| Tool Cases .....                          | 443     |
| Transformers, Class 2 .....               | 314     |
| Traps, Condensate .....                   | 316     |
| Trays, Nipple .....                       | 169     |
| Trigger Nozzles .....                     | 372     |
| Tube Cutters .....                        | 454     |
| Tubing, Air .....                         | 475     |
| Tubing, Heat Shrink .....                 | 204     |
| Tubing, PVC .....                         | 475     |
| Tubing, Vinyl .....                       | 475     |
| Vacuum/Charge Valve & Core<br>Tools ..... | 321     |
| Valve Cores, Caps .....                   | 320     |
| Vibration Pads .....                      | 470     |
| Weather Covers .....                      | 114     |
| Welder's Toothbrushes .....               | 375     |
| Whips, A/C .....                          | 315-316 |
| Wire Marker Systems .....                 | 206     |
| Wire Strippers .....                      | 449     |
| Wire Ties .....                           | 464     |
| Wire, Hanging .....                       | 225     |
| Wire, Range .....                         | 100     |
| Worklights .....                          | 446     |
| Worklights, LED .....                     | 447     |
| Wrench Bit Kits .....                     | 453     |
| Wrench Sets .....                         | 452-453 |
| Wrenches .....                            | 453     |

## MANIFOLD

|  |     |
|--|-----|
| Carrying Cases, Yellow Jacket .....    | 416 |
| Gauges, Mastercool .....               | 381 |
| Gauges, Yellow Jacket .....            | 397 |
| Parts Kits, Yellow Jacket .....        | 416 |
| Replacement Parts, Yellow Jacket ..... | 415 |
| Tubes, Whirlpool .....                 | 62  |

## MANIFOLD GAUGE HANGERS

|             |     |
|-------------|-----|
| Supco ..... | 379 |
|-------------|-----|

## MANIFOLDS

|   |               |
|---|---------------|
| Ammonia, Yellow Jacket .....            | 416           |
| Digital, Mastercool .....               | 380           |
| Mastercool .....                        | 381-382       |
| Single Gauge, Yellow Jacket .....       | 417           |
| Test & Charging,<br>Yellow Jacket ..... | 405-406       |
| Uniweld .....                           | 425           |
| Yellow Jacket .....                     | 401, 403, 416 |

## MANOMETERS

|                                 |     |
|---------------------------------|-----|
| Digital, MA-Line .....          | 429 |
| Digital, Yellow Jacket .....    | 419 |
| Water-Type, Uniweld .....       | 410 |
| Water-Type, Yellow Jacket ..... | 410 |

## MANUAL

|                            |     |
|----------------------------|-----|
| Couplers, Mastercool ..... | 383 |
|----------------------------|-----|

## MANUAL ROLLOUT

|                      |     |
|----------------------|-----|
| T-Stats, NAPCO ..... | 325 |
|----------------------|-----|

## MASKS

|                             |     |
|-----------------------------|-----|
| Dust & Pollen, EZ-FLo ..... | 477 |
|-----------------------------|-----|

## MASTER LEAK SHIELD

|                  |     |
|------------------|-----|
| Mastercool ..... | 472 |
|------------------|-----|

## MASTERCool

|   |         |
|---|---------|
| Adapters, Mini-Split .....              | 383     |
| Adapters, Straight .....                | 383     |
| Analyzers, Air Content .....            | 395     |
| Ball Valve Manifold Sets .....          | 380     |
| Bending Adapter .....                   | 390     |
| Blankets, Tank Heater .....             | 395     |
| Blower Fan .....                        | 427     |
| Calculator, Superheat/Subcool .....     | 385     |
| Charging Stations, Refrigerant .....    | 395     |
| Charts, Pressure/Temperature .....      | 387     |
| Clamp Meters .....                      | 388     |
| Combs, Fin .....                        | 389     |
| Couplers, Automotive .....              | 383     |
| Couplers, Economy .....                 | 383     |
| Couplers, Manual .....                  | 383     |
| Cutters, Rubber Hose .....              | 390     |
| Cutters, Tube .....                     | 391-392 |
| Cylinders, Refrigerant Recovery .....   | 395     |
| Depressor Assortment Kits .....         | 382     |
| Determination Sets, Superheat .....     | 383     |
| Digital Manifold Accessories .....      | 379     |
| Digital Manifold Kits .....             | 380     |
| Dyes, Ultraviolet .....                 | 385     |
| Flaring & Expanding Kit .....           | 388     |
| Flaring Accessory .....                 | 388     |
| Flaring Tool .....                      | 393     |
| Flaring Tool Kit .....                  | 393     |
| Flaring Tools, 45° .....                | 392     |
| Flaring Tools, Die-Block-45° .....      | 392     |
| Flaring Tools, Eccentric .....          | 393     |
| Flaring Tools, Large Capacity-45° ..... | 392     |
| Flashlight .....                        | 447     |
| Gauges, Manifold .....                  | 381     |
| Gauges, Vacuum .....                    | 378     |
| Glasses, Safety .....                   | 389     |
| Heater Attachment .....                 | 427     |
| Hose Cutters, Ratchet .....             | 390     |
| Hoses, Charging .....                   | 382     |
| Humidity Temperature Meters .....       | 388     |
| Hygrometer .....                        | 436     |
| Injectors, Dye .....                    | 385     |
| Injectors, Dye/Oil .....                | 385     |
| Leak Detector Kits .....                | 384     |
| Leak Detectors .....                    | 384     |
| Leak Detectors, Combustible Gas .....   | 384     |
| Leak Detectors, Electronic .....        | 384     |
| Manifolds .....                         | 381-382 |
| Manifolds, Digital .....                | 380     |
| Master Leak Shield .....                | 472     |
| Pliers, Pinch-Off .....                 | 394     |
| Pliers, Tube Piercing .....             | 394     |
| Probes .....                            | 387     |

## MASTERCool, CONTINUED

|  |              |
|--|--------------|
| Psychrometers .....                    | 431          |
| Pumps, Vacuum .....                    | 377-378      |
| Quick Flush Can .....                  | 472          |
| Quick Flush Kit .....                  | 471          |
| Reamers, Inner-Outer .....             | 394          |
| Recovery Systems, Refrigerant .....    | 377          |
| Recovery Tanks .....                   | 376          |
| Refrigerant Scales .....               | 386          |
| Removers, Valve Core .....             | 383          |
| Removers/Installers, Valve Core .....  | 382          |
| Scales, Refrigerant .....              | 385          |
| Solenoid Modules, Charging .....       | 386          |
| Sound Level Meters .....               | 431          |
| System Analyzer .....                  | 395          |
| Temperature Meters, Air Velocity ..... | 388          |
| Thermal Imaging Camera .....           | 386          |
| Thermometers .....                     | 389          |
| Thermometers, Differential .....       | 388          |
| Thermometers, Digital .....            | 387          |
| Thermometers, Infrared .....           | 386-387, 389 |
| Thermometers, Infrared/Probe .....     | 386          |
| Tool Kits, Flaring & Swaging .....     | 388          |
| Tool Sets, Flaring & Cutting .....     | 393-394      |
| Tool Sets, Flaring & Swaging .....     | 393          |
| Tools, Swaging .....                   | 394          |
| Tube Bender Kits, Ratchet .....        | 390          |
| Tube Benders .....                     | 390-391      |
| Tube Benders, Lever .....              | 390          |
| Tube Benders, Spring .....             | 391          |
| Tube Cutter Kits .....                 | 392          |
| Tube Cutters, Mini .....               | 394          |
| Tube Expander Kits .....               | 388          |
| UV Light Kits, Mach IV .....           | 385          |
| Valve Sets, Shut-Off .....             | 382          |
| Valves, Can Tap .....                  | 390          |
| Valves, Control .....                  | 383          |
| Valves, Shut-Off .....                 | 382          |
| Wrench Kit, Torque .....               | 456          |
| Wrenches, Ratchet .....                | 394          |

## MEASURES

|                    |     |
|--------------------|-----|
| Tape, EZ-Flo ..... | 454 |
|--------------------|-----|

## MEAT PAN

|                           |    |
|---------------------------|----|
| Hangers, Electrolux ..... | 28 |
|---------------------------|----|

## MECHANICAL

|                                 |     |
|---------------------------------|-----|
| Thermostats, Supco .....        | 350 |
| Thermostats, White Rogers ..... | 355 |

## MEDALLIONS

|               |     |
|---------------|-----|
| Emerson ..... | 101 |
|---------------|-----|

## MEGOHMMETERS

|                             |     |
|-----------------------------|-----|
| Auto-ranging, MA-Line ..... | 427 |
|-----------------------------|-----|

## METAL PARTS PROTECTOR

|             |     |
|-------------|-----|
| VAPCO ..... | 368 |
|-------------|-----|

## METALLIC

|                        |     |
|------------------------|-----|
| Ducts, Deflect-o ..... | 179 |
|------------------------|-----|



# INDEX

## METER ACCESSORIES

MA-Line .....429

## METERS

Clamp, UEI .....441  
 Clamp-On, MA-Line.....428  
 Clamp-On, UEI .....441  
 Flow, Whirlpool .....78  
 Superheat/Subcool, UEI .....442

## MICROCOMPUTERS

Washer, Whirlpool .....77

## MICROWAVE

Capacitors, ERP .....103  
 Diodes, ERP .....104  
 Door Handles, General Electric .....48  
 Door Switch Kits, General Electric...48  
 Fuses, ERP .....105  
 Light Bulb/Base Combinations,  
     ERP.....112  
 Light Bulbs, ERP .....112  
 Light Bulbs, Whirlpool.....80  
 Magnetrons, ERP .....106  
 Magnetrons, General Electric .....49  
 Paints, ERP .....113  
 Rack Holders, General Electric .....48  
 Switches, ERP .....107  
 Testers, ERP .....113  
 Thermostats, ERP .....108  
 Thermostats, General Electric .....49

## MICROWAVE CLEANERS

Summit Brands .....365

## MINI

Tube Cutters, Mastercool .....394

## MINI SPLIT BRACKETS

MA-Line .....295

## MINI-SPLIT

Adapters, Mastercool.....383

## MINI-SPLIT CONDENSATE

Pumps, Supco .....351

## MIRRORS

Inspection, MA-Line.....448  
 Inspection, Yellow Jacket .....420

## MODULAR

Heads, Supco .....147

## MODULES

Spark, ERP .....113  
 Time Delay, General Electric.....50

## MOISTURE ELIMINATORS

ERP .....471

## MOISTURE INDICATORS

MA-Line .....443

## MORRILL MOTORS

Motors, Unit Bearing .....297

## MOTOR

Control Boards, Electrolux ..... 10  
 Control Modules, Whirlpool..... 90  
 Couplings, Whirlpool ..... 78  
 Hook-Up Wire, MA-Line ..... 206  
 Mounts, Acme Miami ..... 238

## MOTOR ASSEMBLIES

Electrolux ..... 10  
 Packard..... 306

## MOTOR CONTROLS

Electronic, Whirlpool ..... 77

## MOTOR KITS

Draft Inducer, Packard..... 299  
 Utility Fan, Packard..... 310  
 Utility, Supco..... 337

## MOTOR MODULES

Icemaker, Whirlpool ..... 89

## MOTOR MOUNTING BRACKETS

Supco..... 294

## MOTOR MOUNTING KITS

Packard..... 294–295

## MOTORS

Auger, Whirlpool ..... 88  
 Blower, A.O. Smith ..... 239–240  
 Blower, Packard..... 298  
 C-Frame, FASCO ..... 279  
 Circulation, Electrolux ..... 1  
 Condenser Fan & Heat Pump,  
     FASCO..... 278  
 Condenser Fan, A.O. Smith..... 239  
 Condenser Fan, FASCO ..... 276  
 Condenser Fan, Packard..... 299  
 Condenser Fan, Whirlpool ..... 86  
 Direct Drive Blower & Unit Heater,  
     FASCO..... 282  
 Direct Drive Blower, FASCO. 280–281  
 Dishwasher, General Electric ..... 31  
 Draft Inducer Blower, Armstrong  
     Air..... 241  
 Draft Inducer Blower, Carrier ..... 241  
 Draft Inducer, Packard..... 300  
 Dryer, General Electric ..... 35  
 Dryer, Whirlpool ..... 66  
 Evaporator Fan, Acme Miami ..... 237  
 Evaporator Fan, Whirlpool ..... 85  
 Fan & Blower, FASCO ..... 282  
 Fan & Blower, Packard ..... 300  
 Fan Coil A/C & Heating Unit,  
     FASCO ..... 283  
 Fan, Vent & Blower, FASCO ..... 284  
 Flue Exhaust & Draft Booster  
     Blower, FASCO..... 286  
 Frame, FASCO ..... 286  
 General Purpose, FASCO ..... 287  
 Ice Dispenser, General Electric ..... 52  
 MultiFit, A.O. Smith ..... 240

## MOTORS, CONTINUED

OEM, FASCO ..... 242–259, 262–271  
 Oil Burner, A.O. Smith ..... 240  
 Packard ..... 300–306, 308–309  
 Pulley, Electrolux ..... 5  
 Pump, A.O. Smith ..... 241  
 Refrigeration Fan, FASCO ..... 288  
 Refrigeration, Packard ..... 306  
 Self Cooled, FASCO ..... 289  
 Trifecta, Packard ..... 301  
 Turntable, General Electric ..... 49  
 Turntable/Stirrer, ERP..... 109  
 Unit Bearing, FASCO ..... 289  
 Unit Bearing, Morrill Motors ..... 297  
 Unit Bearing, Packard ..... 307–309  
 Unit Heater, Packard..... 309  
 Utility Fan, Packard ..... 309–310  
 Utility, ERP ..... 166  
 Vent Hood, ERP ..... 192  
 Vent, ERP ..... 192  
 Ventilator & Unit Heater, FASCO . 291  
 Ventilator, Supco..... 192  
 Washer, Electrolux..... 13  
 Washer, General Electric ..... 38  
 Washer, Whirlpool..... 76  
 Window A/C, Condenser Fan,  
     FASCO ..... 290  
 Window A/C, FASCO ..... 290–291  
 Wound D.C., FASCO ..... 289

## MOTORS & GEAR-MOTORS

Pedestal Fan, FASCO ..... 287

## MOUNTING

Adapter Kits & Parts, FASCO ..... 296  
 Brackets, MA-Line..... 294–295  
 Brackets, Whirlpool ..... 63  
 Grommets, FASCO ..... 296  
 Screws, Electrolux ..... 19

## MOUNTING BRACKETS

Dishwasher, General Electric..... 32  
 Supco..... 310

## MOUNTING KITS

Band, FASCO ..... 295  
 Capacitor, FASCO ..... 292  
 FASCO..... 295

## MOUNTING PADS

Cable Tie, MA-Line ..... 460

## MOUNTING RINGS

Rubber, FASCO..... 296

## MOUNTS

Motor, Acme Miami ..... 238

## MULTI-BIT & DRIVER KITS

MA-Line..... 452

## MULTIFIT

Motors, A.O. Smith..... 240

# INDEX

**MULTIMETERS**  
 Analog, MA-Line .....428  
 Analog, UEI .....441  
 Digital, MA-Line .....427–430  
 Digital, UEI .....441  
 MA-Line .....427

**MULTI-PURPOSE**  
 Cement, EZ-Flo .....457  
 Sprayers, VAPCO .....369

**MULTI-STEPS**  
 MA-Line .....317

**MULTI-THERMOSTATS**  
 Supco .....137

## N

**NAMEPLATES**  
 Refrigerator, Electrolux .....30

**NAPCO**  
 Cut-Offs, Thermal .....325  
 Elements, Dryer .....132  
 Elements, Electric Heat .....324  
 Insulators .....135  
 Link Assemblies, Fusible .....325  
 Relays, Fan .....324  
 Relays, Switching .....324  
 Restraining Kits, Dryer Element .....134  
 Restraining Kits, Electric Heat .....323  
 Restraining Kits, Electric Strip Heater .....321  
 Restraining Kits, Large Diameter .....322  
 Sequencers, Heat .....324  
 Switches, Fan .....325  
 Terminals .....135  
 Terminators, Defrost .....161  
 Thermostats .....136  
 Thermostats, Adjustable .....326  
 Thermostats, Dryer .....136  
 Thermostats, L Series .....136, 326  
 Transformers .....324  
 T-Stats, Automatic Rollout .....325  
 T-Stats, Manual Rollout .....325

**NEEDLE**  
 Valves, EZ-Flo .....149

**NEOPRENE**  
 Gaskets, FASCO .....296

**NEOPRENE TUBING**  
 MA-Line .....476

**NIPPLE**  
 Trays, MA-Line .....169

**NIPPLE ASSORTMENTS**  
 Black Nipple, MA-Line .....169

**NIPPLES**  
 Black Malleable, EZ-Flo .....168

**NIPPLES, CONTINUED**  
 Dielectric, EZ-Flo .....167  
 Heat Trap, EZ-Flo .....167  
 Red Brass, EZ-Flo .....167

**NITROGEN**  
 Regulators, Uniweld .....426

**NITROGEN FLOWMETERS**  
 Uniweld .....426

**NO-HUB**  
 Couplings, EZ-Flo .....225

**NON-PROGRAMMABLE**  
 Thermostats, Supco .....349

**NOZZLES**  
 Fill Injector, Whirlpool .....74

**NUT DRIVER SETS**  
 MA-Line .....452

**NUTS**  
 Dishwasher, General Electric .....31  
 Dishwasher, Whirlpool .....63  
 Slip-Joint, EZ-Flo .....214  
 Wire, EZ-Flo .....459

**NYLON**  
 Cable Ties, EZ-Flo .....459  
 Fittings, MA-Line .....174

## O

**ODOR**  
 Filters, American Metal Filter .....193

**ODOR COUNTERACTANTS**  
 VAPCO .....368

**OEM**  
 Motors, FASCO .... 242–259, 262–271

**OIL**  
 Additives, Supco .....366  
 Pumps, Yellow Jacket .....400–401  
 Vacuum Pump, VAPCO .....373

**OIL BURNER**  
 Motors, A.O. Smith .....240

**OPENERS**  
 Adjust-A-Valve, Yellow Jacket .....415

**ORIFICES**  
 Top Burner, Electrolux .....16

**O-RING**  
 Lubricants, General Electric .....60  
 Lubricants, Yellow Jacket .....416

**O-RING KITS**  
 EZ-Flo .....470

**O-RINGS**  
 Agitator, Whirlpool .....78

**O-RINGS, CONTINUED**  
 Dishwasher, Electrolux .....4  
 Filter Cup, Electrolux .....21  
 Gasket, Supco .....421  
 Water Filter, General Electric .....60

**OUTER**  
 Tubs, Whirlpool .....78

**OUTLET**  
 Boxes, EZ-Flo .....207  
 Tees, EZ-Flo .....214

**OUTLETS**  
 End, EZ-Flo .....213  
 Wall, EZ-Flo .....200  
 Waste, EZ-Flo .....215

**OVEN**  
 Door Glass, Electrolux .....18  
 Hinges, Electrolux .....19  
 Igniters, ERP .....103  
 Igniters, General Electric .....44, 46  
 Knobs, Electrolux .....18  
 Light Bulbs, Whirlpool .....83  
 Racks, Electrolux .....18  
 Racks, General Electric .....47  
 Racks, Whirlpool .....85  
 Thermometers, UEI .....442

**OVEN DOOR**  
 Gaskets, Whirlpool .....84  
 Glass, Whirlpool .....80  
 Hinges, Whirlpool .....83

**OVEN RANGE**  
 Igniters, Supco .....102

**OVEN SENSORS**  
 Self-Cleaning, General Electric .....45

**OVERFLOW**  
 Faceplates, EZ-Flo .....219

**OVERLAYS**  
 Touchpad, Electrolux .....17  
 Washer, Whirlpool .....78

**OVERLOADS**  
 Refrigerator, Whirlpool .....85  
 Relay, Packard .....333

## P

**PACKARD**  
 Blades, Fan .....326  
 Cap Guards .....292  
 Capacitors, Lighting .....330  
 Coil Kits, Restraining .....328  
 Contactors .....332, 353  
 Contactors, Magnetic .....331  
 Control Centers, Fan .....327  
 Flame Sensors .....357

# INDEX

## PACKARD, CONTINUED

|   |                  |
|---|------------------|
| Hard Start Kits .....                   | 335              |
| Heat Guns .....                         | 395              |
| Hubs, Fan Blade & Blower Wheel .....    | 326              |
| Igniters, Hot Surface Igniters .....    | 328–329          |
| Motor Assemblies .....                  | 306              |
| Motor Kits, Draft Inducer .....         | 299              |
| Motor Kits, Utility Fan .....           | 310              |
| Motor Mounting Kits .....               | 294–295          |
| Motors .....                            | 300–306, 308–309 |
| Motors, Blower .....                    | 298              |
| Motors, Condenser Fan .....             | 299              |
| Motors, Draft Inducer .....             | 300              |
| Motors, Fan & Blower .....              | 300              |
| Motors, Refrigeration .....             | 306              |
| Motors, Trifecta .....                  | 301              |
| Motors, Unit Bearing .....              | 307–309          |
| Motors, Unit Heater .....               | 309              |
| Motors, Utility Fan .....               | 309–310          |
| Overloads, Relay .....                  | 333              |
| Pressure Controls .....                 | 334              |
| Pullers, Fan Blade & Blower Wheel ..... | 326              |
| Relays, Electric Heater .....           | 327              |
| Relays, Fan .....                       | 333              |
| Relays, Potential .....                 | 334              |
| Relays, Switching .....                 | 333              |
| Sequencers, Heat .....                  | 327              |
| Solders & Fluxes .....                  | 375              |
| Surface Igniters .....                  | 343              |
| Switch Kits, Air Pressure Sensing ..... | 329              |
| Switches, Auxiliary .....               | 332              |
| Transformers, Class II .....            | 330–331          |
| <b>PADS</b>                             |                  |
| Burner Grate, Whirlpool .....           | 83               |
| Dryer, Whirlpool .....                  | 71               |
| Rubber Foot, Whirlpool .....            | 74               |
| Tub Wear, Whirlpool .....               | 75               |
| <b>PAINT</b>                            |                  |
| Brushes, EZ-Flo .....                   | 457              |
| <b>PAINTS</b>                           |                  |
| Microwave, ERP .....                    | 113              |
| Spray, Whirlpool .....                  | 75               |
| Touch-Up, Whirlpool .....               | 72               |
| <b>PAN COVERS</b>                       |                  |
| Crisper, Electrolux .....               | 29               |
| <b>PAN PILLS</b>                        |                  |
| Drain Pan Tablets, VAPCO .....          | 373              |
| <b>PANELS</b>                           |                  |
| Console, Electrolux .....               | 1                |
| <b>PANS</b>                             |                  |
| Condensate, MA-Line .....               | 316              |
| Emerson .....                           | 98               |
| Refrigerator, Whirlpool .....           | 87               |
| Storage, Electrolux .....               | 29               |
| Water Heater, EZ-Flo .....              | 130              |

## PARKER

|                                     |         |
|-------------------------------------|---------|
| Expansion Valves, TXV .....         | 335     |
| Filter Dryers, Liquid Line .....    | 335     |
| Filter Dryers, Suction Line .....   | 335     |
| <b>PARTICULATE</b>                  |         |
| Filters, Yellow Jacket .....        | 417     |
| <b>PARTS KITS</b>                   |         |
| Manifold, Yellow Jacket .....       | 416     |
| <b>PARTS TRAYS</b>                  |         |
| MA-Line .....                       | 470     |
| <b>PASSAGE</b>                      |         |
| Locksets, EZ-Flo .....              | 227     |
| <b>PC</b>                           |         |
| Control Board Kits, Whirlpool ..... | 89      |
| <b>PEDESTAL</b>                     |         |
| Sinks, EZ-Flo .....                 | 232     |
| <b>PEDESTAL FAN</b>                 |         |
| Motors & Gear-motors, FASCO .....   | 287     |
| <b>PEN LIGHTS</b>                   |         |
| LED, MA-Line .....                  | 447     |
| <b>PIERCING</b>                     |         |
| Valves, Supco .....                 | 421     |
| <b>PIGTAIL</b>                      |         |
| Cords, EZ-Flo .....                 | 123     |
| <b>PILOT GENERATORS</b>             |         |
| White-Rodgers .....                 | 360–361 |
| <b>PILOT RELIGHT CONTROLS</b>       |         |
| White-Rodgers .....                 | 360     |
| <b>PINCH-OFF</b>                    |         |
| Pliers, Mastercool .....            | 394     |
| <b>PINCH-OFF TOOLS</b>              |         |
| MA-Line .....                       | 449     |
| Yellow Jacket .....                 | 411     |
| <b>PIPE</b>                         |         |
| Couplings, EZ-Flo .....             | 173     |
| Cutters, EZ-Flo .....               | 449     |
| Cutters, MA-Line .....              | 449     |
| Hanger Straps, EZ-Flo .....         | 225     |
| Hangers, MA-Line .....              | 225     |
| Insulation, VAPCO .....             | 370     |
| Repair Clamps, EZ-Flo .....         | 225     |
| Wrenches, EZ-Flo .....              | 455     |
| <b>PIPE THREAD</b>                  |         |
| Tape, EZ-Flo .....                  | 474     |
| <b>PIPE WRAP</b>                    |         |
| Tape, EZ-Flo .....                  | 474     |
| <b>PIPES</b>                        |         |
| Vent, Deflect-o .....               | 178     |
| <b>PISTON &amp; NUT ASSEMBLIES</b>  |         |
| Dishwasher, General Electric .....  | 31      |

## PLASTIC

|  |         |
|--|---------|
| Anchor Kits, MA-Line .....                   | 457     |
| <b>PLATES</b>                                |         |
| Cover, EZ-Flo .....                          | 223     |
| Floor/Ceiling, EZ-Flo .....                  | 213     |
| Timer Dial, Whirlpool .....                  | 71      |
| Window, Deflect-o .....                      | 185     |
| <b>PLENUM</b>                                |         |
| Thermostats, Supco .....                     | 338–339 |
| <b>PLIERS</b>                                |         |
| Clamp, ERP .....                             | 449     |
| Diagonal, EZ-Flo .....                       | 450     |
| Groove Joint, EZ-Flo .....                   | 450     |
| Hose, ERP .....                              | 450     |
| Linemen's, EZ-Flo .....                      | 450     |
| Locking, EZ-Flo .....                        | 450     |
| Long Nose, EZ-Flo .....                      | 450     |
| Pinch-Off, Mastercool .....                  | 394     |
| Refrigerant Recovery,<br>Yellow Jacket ..... | 420     |
| Slip Joint, EZ-Flo .....                     | 450     |
| Tongue & Groove, EZ-Flo .....                | 450     |
| Tube Piercing, Mastercool .....              | 394     |
| Tube Piercing, Supco .....                   | 423     |
| <b>PLUG-IN</b>                               |         |
| Block Assemblies, Emerson .....              | 101     |
| Blocks, Emerson .....                        | 100     |
| Bracket Assemblies, Emerson .....            | 101     |
| <b>PLUGS</b>                                 |         |
| Black Malleable, EZ-Flo .....                | 168     |
| Laundry Tray, EZ-Flo .....                   | 213     |
| Pop-Up, EZ-Flo .....                         | 208     |
| Straight Blade, MA-Line .....                | 203     |
| Test, EZ-Flo .....                           | 225     |
| <b>PLUMBER'S ROLLS</b>                       |         |
| MA-Line .....                                | 376     |
| <b>PLUMBERS'</b>                             |         |
| Putty, EZ-Flo .....                          | 470     |
| Socket Sets, EZ-Flo .....                    | 454     |
| <b>PLUNGERS</b>                              |         |
| EZ-Flo .....                                 | 451     |
| <b>POCKET</b>                                |         |
| Thermometers, MA-Line .....                  | 432     |
| <b>POP-UP</b>                                |         |
| Plugs, EZ-Flo .....                          | 208     |
| Stoppers, EZ-Flo .....                       | 209     |
| <b>POP-UP ASSEMBLIES</b>                     |         |
| EZ-Flo .....                                 | 208     |
| <b>PORCELAIN</b>                             |         |
| Drip Bowls, General Electric .....           | 46      |
| <b>POTENTIAL</b>                             |         |
| Relays, Packard .....                        | 334     |
| Relays, Supco .....                          | 337     |

# INDEX

## POWER

- Cords, MA-Line.....206
- Relays, Whirlpool.....69

## POWER CORDS

- Appliance, General Electric .....31

## POWER STARTS

- Refrigerator, ERP .....159

## PREMIUM SERIES

- Tubing Cutters, Yellow Jacket .....404

## PRESSURE

- Adapters, EZ-Flo .....176
- Caps, EZ-Flo .....176
- Couplings, EZ-Flo.....176
- Regulators, Electrolux .....16
- Regulators, ERP.....114
- Tees, EZ-Flow .....176

## PRESSURE

- Elbows, EZ-Flo .....176

## PRESSURE CONTROL HOSES

- Yellow Jacket.....408

## PRESSURE CONTROLS

- Packard .....334

## PRESSURE GAUGES

- MA-Line .....468

## PRESSURE SWITCHES

- MA-Line .....164
- Water Level, General Electric.....39

## PRESSURE/TEMPERATURE

- Charts, Mastercool .....387

## PRE-WIRED

- Relay/Overloads, MA-Line.....166

## PRIVACY

- Locksets, EZ-Flo.....227

## PROBES

- Drain Heater, General Electric.....51
- Mastercool .....387
- Temperature, Electrolux .....15
- Temperature, UEI .....443

## PROGRAMMABLE

- Thermostats, Supco .....349-350

## PSYCHROMETERS

- Digital, MA-Line .....427, 432
- Digital, UEI.....442
- Mastercool .....431

## P-TRAPS

- EZ-Flo.....213-214

## PULLERS

- Fan Blade & Blower Wheel,  
Packard.....326
- Fan Blade, Supco .....421
- Fan Blade, Yellow Jacket .....420

## PULLEY

- Motors, Electrolux .....5

## PULLEY & BEARING KITS

- Washer, Whirlpool .....78

## PULLEY KITS

- Idler, Whirlpool.....66

## PULLEYS

- AL Blower, Jason Industrial .....145
- Idler, General Electric .....35
- Idler, Whirlpool.....68
- Variable Pitch, Jason Industrial ....145

## PUMP

- Motors, A.O. Smith .....241
- Repair Kits, General Electric.....32
- Sprayers, MA-Line .....371
- Sprayers, VAPCO.....371

## PUMP & MOTOR ASSEMBLIES

- Dishwasher, Whirlpool .....64
- Icemaker, Whirlpool .....89

## PUMP ASSEMBLIES

- Washer, General Electric.....38
- Washer, Whirlpool .....76

## PUMP MOTORS

- Washer, General Electric.....38

## PUMPS

- Drain, Electrolux .....2
- Drain, General Electric.....32
- Mini-Split Condensate, Supco .....351
- Oil, Yellow Jacket .....400-401
- Vacuum, Mastercool .....377-378
- Vacuum, Yellow Jacket.....399
- Washer, Electrolux.....10

## PUMP-TO-TUB

- Hoses, Whirlpool.....75

## PUNCH TYPE

- Swaging Tools, Yellow Jacket .....396

## PUSH-FIT

- Elbows, EZ-Flo .....172-173
- Tees, EZ-Flo .....172-173
- Unions, EZ-Flo.....172

## PUSH-TO-START

- Switches, Whirlpool .....70

## PUTTY

- Plumbers', EZ-Flo .....470

## PUTTY KNIVES

- MA-Line .....454

## PVC

- Cement, EZ-Flo .....457
- Flue Caps, Supco .....351
- Tubing, MA-Line .....475

## PVC-DWV SCHEDULE 40

- Couplings, EZ-Flo .....175

## PVC-DWV, CONTINUED

- Elbows, EZ-Flo.....175

# Q

## QUICK

- Couplers, Yellow Jacket.....397, 411
- Disconnects, MA-Line .....461

## QUICK COUPLER

- Gaskets & O-Rings,  
Yellow Jacket .....414

## QUICK FLUSH CAN

- Mastercool .....472

## QUICK FLUSH KIT

- Mastercool .....471

## QUIET

- Switches, MA-Line .....201

# R

## RACK

- Supports, ERP .....105

## RACK ASSEMBLIES

- Lower, Whirlpool .....65

## RACK HOLDERS

- Microwave, General Electric .....48

## RACK ROLLER

- Axles, Whirlpool .....62

## RACK SLIDE

- End Caps, General Electric.....33

## RACKS

- Dishwasher, General Electric.....33
- Door, Electrolux .....27
- Oven, Electrolux.....18
- Oven, General Electric.....47
- Oven, Whirlpool .....85

## RAIN

- Guards, Acme Miami .....238
- Shields, FASCO .....296

## RANGE

- Anti-Tip Kits, General Electric .....47
- Burner Assemblies, General  
Electric.....45
- Burner Grates, General Electric.....45
- Control Assemblies, Whirlpool .....83
- Control Knobs, Whirlpool .....82
- Cords, General Electric.....48
- Drip Bowls, Electrolux .....17
- Drip Pans, Electrolux .....18
- Electrodes, General Electric .....45
- Glides, Whirlpool .....83



# INDEX

## RANGE, CONTINUED

|                                       |     |
|---------------------------------------|-----|
| Igniters, ERP .....                   | 103 |
| Igniters, General Electric .....      | 45  |
| Knob Kits, ERP .....                  | 102 |
| Spark Modules, General Electric ..... | 46  |
| Wire, MA-Line .....                   | 100 |

## RANGE & APPLIANCE

|                    |        |
|--------------------|--------|
| Wires, Supco ..... | 99-100 |
|--------------------|--------|

## RANGE CORDS

|                    |    |
|--------------------|----|
| USD Products ..... | 99 |
|--------------------|----|

## RANGE HOOD

|                            |     |
|----------------------------|-----|
| Duct Kits, Deflect-o ..... | 185 |
|----------------------------|-----|

## RANGE SURFACE

|                           |    |
|---------------------------|----|
| Elements, Whirlpool ..... | 82 |
|---------------------------|----|

## RATCHET

|                                    |          |
|------------------------------------|----------|
| Hose Cutters, Mastercool .....     | 390      |
| Tube Bender Kits, Mastercool ..... | 390      |
| Wrenches, Mastercool .....         | 394      |
| Wrenches, Uniweld .....            | 394      |
| Wrenches, Yellow Jacket .....      | 396, 419 |

## RATCHET BIT SETS

|               |     |
|---------------|-----|
| MA-Line ..... | 453 |
|---------------|-----|

## RATCHETING

|  |     |
|--|-----|
| Tubing Bender Kits,<br>Yellow Jacket ..... | 399 |
|--|-----|

## REAMERS

|                               |     |
|-------------------------------|-----|
| Inner-Outer, Mastercool ..... | 394 |
| MA-Line .....                 | 475 |
| Tube, Yellow Jacket .....     | 419 |

## REAR DRUM

|                                      |    |
|--------------------------------------|----|
| Bearing Kits, General Electric ..... | 36 |
|--------------------------------------|----|

## RECEPTACLE

|                       |     |
|-----------------------|-----|
| Covers, MA-Line ..... | 201 |
|-----------------------|-----|

## RECEPTACLES

|                                 |     |
|---------------------------------|-----|
| Burner, General Electric .....  | 44  |
| Dryer & Range, MA-Line .....    | 202 |
| Duplex, EZ-Flo .....            | 199 |
| Duplex, MA-Line .....           | 202 |
| ERP .....                       | 101 |
| Surface Burner, Whirlpool ..... | 81  |
| Surface Element, Supco .....    | 101 |
| Wall Switch, EZ-Flo .....       | 199 |

## RECESSED

|                      |     |
|----------------------|-----|
| Holder, EZ-Flo ..... | 230 |
|----------------------|-----|

## RECOVERY MACHINES

|                                  |     |
|----------------------------------|-----|
| Refrigerant, Yellow Jacket ..... | 411 |
|----------------------------------|-----|

## RECOVERY SYSTEMS

|                               |     |
|-------------------------------|-----|
| Refrigerant, Mastercool ..... | 377 |
|-------------------------------|-----|

## RECOVERY TANKS

|                  |     |
|------------------|-----|
| Mastercool ..... | 376 |
|------------------|-----|

## RED BRASS

|                       |     |
|-----------------------|-----|
| Nipples, EZ-Flo ..... | 167 |
|-----------------------|-----|

## REDUCERS

|                      |     |
|----------------------|-----|
| Copper, EZ-Flo ..... | 171 |
|----------------------|-----|

## REFRACTOMETERS

|               |     |
|---------------|-----|
| MA-Line ..... | 377 |
|---------------|-----|

## REFRIGERANT

|   |     |
|---|-----|
| Charging Stations, Mastercool .....       | 395 |
| Recovery Machines,<br>Yellow Jacket ..... | 411 |
| Recovery Systems, Mastercool .....        | 377 |
| Scales, Mastercool .....                  | 385 |

## REFRIGERANT RECOVERY

|                             |     |
|-----------------------------|-----|
| Cylinders, MA-Line .....    | 376 |
| Cylinders, Mastercool ..... | 395 |
| Pliers, Yellow Jacket ..... | 420 |

## REFRIGERANT RECOVERY

### TOOLS

|               |     |
|---------------|-----|
| MA-Line ..... | 395 |
|---------------|-----|

## REFRIGERANT RETENTION

|                               |     |
|-------------------------------|-----|
| Control Valves, MA-Line ..... | 321 |
|-------------------------------|-----|

## REFRIGERANT SCALES

|                  |     |
|------------------|-----|
| Mastercool ..... | 386 |
| Uniweld .....    | 386 |

## REFRIGERATION

|  |     |
|--|-----|
| Compressors, Embraco .....                   | 154 |
| Motors, Packard .....                        | 306 |
| Temperature Controls,<br>White-Rodgers ..... | 359 |
| Valves, Horton .....                         | 150 |

## REFRIGERATION FAN

|                     |     |
|---------------------|-----|
| Motors, FASCO ..... | 288 |
|---------------------|-----|

## REFRIGERATION INSTALLATION LINES

|                        |     |
|------------------------|-----|
| Jason Industrial ..... | 152 |
|------------------------|-----|

## REFRIGERATOR

|  |         |
|--|---------|
| Air Diffuser Assemblies, Whirlpool ..          | 88      |
| Bins, Whirlpool .....                          | 87      |
| Closer Cams, Electrolux .....                  | 26      |
| Compressors, Electrolux .....                  | 30      |
| Compressors, Whirlpool .....                   | 91      |
| Couplings, General Electric .....              | 58      |
| Door Gaskets, Supco .....                      | 164-165 |
| Door Hinge Kits, General Electric ...          | 56      |
| End Caps, Whirlpool .....                      | 86      |
| Fan Blades, General Electric .....             | 54      |
| Fan Motors, General Electric .....             | 54      |
| Hard Starts, Supco .....                       | 159     |
| Heater Kits, Electrolux .....                  | 25      |
| Hub Mounts, Electrolux .....                   | 20      |
| Ice Containers, Electrolux .....               | 22      |
| Ice Door Assemblies,<br>General Electric ..... | 53      |
| Ice Trays, Electrolux .....                    | 30      |
| Icemaker Assemblies, Whirlpool .....           | 87      |
| Icemaker Kits, General Electric .....          | 52      |
| Icemaker Kits, Whirlpool .....                 | 89      |

## REFRIGERATOR, CONTINUED

|   |     |
|---|-----|
| Icemakers, ERP .....                              | 147 |
| Main Board Assemblies, General<br>Electric .....  | 50  |
| Main Board Service Kits .....                     | 50  |
| Nameplates, Electrolux .....                      | 30  |
| Overloads, Whirlpool .....                        | 85  |
| Pans, Whirlpool .....                             | 87  |
| Power Starts, ERP .....                           | 159 |
| Relays & Overloads,<br>General Electric .....     | 50  |
| Relays, Whirlpool .....                           | 85  |
| Screws, Electrolux .....                          | 30  |
| Shelves, General Electric .....                   | 58  |
| Solenoid Assemblies, Electrolux .....             | 20  |
| Solenoid Assemblies,<br>General Electric .....    | 51  |
| Solenoids, General Electric .....                 | 51  |
| Thermostat Controls, Whirlpool .....              | 88  |
| Union & Nut Assemblies, General<br>Electric ..... | 52  |
| Water Valve Assemblies, General<br>Electric ..... | 51  |
| Water Valves, General Electric .....              | 51  |

## REFRIGERATOR BINS

|           |     |
|-----------|-----|
| ERP ..... | 165 |
|-----------|-----|

## REFRIGERATOR EVAPORATOR COILS

|             |     |
|-------------|-----|
| Supco ..... | 155 |
|-------------|-----|

## REFRIGERATOR PAN

|                         |    |
|-------------------------|----|
| Slides, Whirlpool ..... | 88 |
|-------------------------|----|

## REFRIGERATOR/FREEZER

|                         |     |
|-------------------------|-----|
| Thermometers, UEI ..... | 442 |
|-------------------------|-----|

## REGULATORS

|                            |     |
|----------------------------|-----|
| Acetylene, Uniweld .....   | 424 |
| Nitrogen, Uniweld .....    | 426 |
| Pressure, Electrolux ..... | 16  |
| Pressure, ERP .....        | 114 |
| Uniweld .....              | 426 |

## RELAY

|                          |     |
|--------------------------|-----|
| Overloads, Packard ..... | 333 |
|--------------------------|-----|

## RELAY & OVERLOAD KITS

|             |     |
|-------------|-----|
| Supco ..... | 166 |
|-------------|-----|

## RELAY & PLUG KITS

|                  |    |
|------------------|----|
| Electrolux ..... | 20 |
|------------------|----|

## RELAY/OVERLOADS

|                          |     |
|--------------------------|-----|
| Pre-Wired, MA-Line ..... | 166 |
|--------------------------|-----|

## RELAYS

|                                   |     |
|-----------------------------------|-----|
| Electric Heater, Packard .....    | 327 |
| Enclosed Fan, White-Rodgers ..... | 361 |
| Fan, NAPCO .....                  | 324 |
| Fan, Packard .....                | 333 |
| Fan, Supco .....                  | 337 |
| Potential, Packard .....          | 334 |
| Potential, Supco .....            | 337 |



# INDEX

## RELAYS, CONTINUED

|                                |     |
|--------------------------------|-----|
| Power, Whirlpool .....         | 69  |
| Refrigerator, Whirlpool.....   | 85  |
| Supco .....                    | 166 |
| Switching, NAPCO .....         | 324 |
| Switching, Packard .....       | 333 |
| Switching, Supco .....         | 337 |
| Switching, White-Rodgers ..... | 361 |
| USI Electric.....              | 234 |

## RELAYS & OVERLOADS

|                                      |    |
|--------------------------------------|----|
| Refrigerator, General Electric ..... | 50 |
|--------------------------------------|----|

## RELIEF

|                      |     |
|----------------------|-----|
| Valves, EZ-Flo ..... | 225 |
|----------------------|-----|

## REMOTE READING

|                             |     |
|-----------------------------|-----|
| Thermometers, MA-Line ..... | 432 |
|-----------------------------|-----|

## REMOVERS

|                                 |         |
|---------------------------------|---------|
| Rust Stain, Summit Brands ..... | 365     |
| Scale, VAPCO .....              | 372-373 |
| Valve Core, MA-Line .....       | 320     |
| Valve Core, Mastercool .....    | 383     |

## REMOVERS/INSTALLERS

|                              |     |
|------------------------------|-----|
| Valve Core, Mastercool ..... | 382 |
|------------------------------|-----|

## REPAIR

|                       |     |
|-----------------------|-----|
| Flanges, EZ-Flo ..... | 220 |
|-----------------------|-----|

## REPAIR CLAMPS

|                   |     |
|-------------------|-----|
| Pipe, EZ-Flo..... | 225 |
|-------------------|-----|

## REPAIR KITS

|                              |    |
|------------------------------|----|
| Dishwasher, Electrolux ..... | 4  |
| Dryer, Electrolux .....      | 6  |
| Dryer, Whirlpool.....        | 70 |
| Pump, General Electric.....  | 32 |

## REPLACEMENT CAPS

|                    |     |
|--------------------|-----|
| Dundas Jafine..... | 187 |
|--------------------|-----|

## REPLACEMENT GAUGES

|              |     |
|--------------|-----|
| Uniweld..... | 425 |
|--------------|-----|

## REPLACEMENT PARTS

|                               |     |
|-------------------------------|-----|
| Manifold, Yellow Jacket ..... | 415 |
| Valve, Supco .....            | 422 |

## RESTRAINING

|                      |     |
|----------------------|-----|
| Cables, Dormont..... | 119 |
|----------------------|-----|

## RESTRING

|                          |     |
|--------------------------|-----|
| Coil Kits, Packard ..... | 328 |
|--------------------------|-----|

## RESTRING KITS

|                                   |     |
|-----------------------------------|-----|
| Dryer Element, NAPCO.....         | 134 |
| Dryer, Electrolux .....           | 6   |
| Dryer, General Electric .....     | 34  |
| Dryer, Supco.....                 | 133 |
| Electric Heat, NAPCO .....        | 323 |
| Electric Strip Heater, NAPCO..... | 321 |
| Large Diameter, NAPCO .....       | 322 |

## RETAINER

|                  |     |
|------------------|-----|
| Clips, ERP ..... | 111 |
|------------------|-----|

## RETAINER BARS

|                               |    |
|-------------------------------|----|
| Shelf, General Electric ..... | 58 |
|-------------------------------|----|

## RETAINERS

|                                    |    |
|------------------------------------|----|
| Drain Hose, General Electric ..... | 40 |
|------------------------------------|----|

## RETAINING

|                       |    |
|-----------------------|----|
| Rings, Whirlpool..... | 91 |
|-----------------------|----|

## RETRIEVAL TOOLS

|                        |     |
|------------------------|-----|
| Magnetic, MA-Line..... | 451 |
|------------------------|-----|

## REVERSE OSMOSIS

|                                 |    |
|---------------------------------|----|
| Filters, General Electric ..... | 59 |
|---------------------------------|----|

## RHEEM

|                              |     |
|------------------------------|-----|
| Blowers, Draft Inducer ..... | 310 |
|------------------------------|-----|

## RINGS

|                              |     |
|------------------------------|-----|
| Emerson .....                | 98  |
| Insulated, MA-Line.....      | 461 |
| Retaining, Whirlpool.....    | 91  |
| Shower Curtain, EZ-Flo ..... | 229 |
| Toilet Bowl, EZ-Flo .....    | 223 |
| Trim, Electrolux.....        | 18  |
| Trim, General Electric ..... | 47  |

## RINSE AID

|                             |    |
|-----------------------------|----|
| Caps, General Electric..... | 32 |
| Caps, Whirlpool .....       | 64 |

## RISERS

|                           |     |
|---------------------------|-----|
| Supply Line, EZ-Flo ..... | 211 |
|---------------------------|-----|

## ROBE

|                    |     |
|--------------------|-----|
| Hooks, EZ-Flo..... | 230 |
|--------------------|-----|

## ROCKER ARM

|                           |    |
|---------------------------|----|
| Switches, Whirlpool ..... | 86 |
|---------------------------|----|

## ROD & SPRING ASSEMBLIES

|                               |    |
|-------------------------------|----|
| Washer, General Electric..... | 39 |
|-------------------------------|----|

## ROD SUPPORTS

|                                |    |
|--------------------------------|----|
| Socket, General Electric ..... | 39 |
|--------------------------------|----|

## RODS

|                      |         |
|----------------------|---------|
| Brazing, EZ-Flo..... | 375     |
| Shower, EZ-Flo.....  | 228-229 |

## ROLLER

|                                     |    |
|-------------------------------------|----|
| Wheel Axles, General Electric ..... | 33 |
|-------------------------------------|----|

## ROLLER ASSEMBLIES

|                                    |    |
|------------------------------------|----|
| Dishwasher, Electrolux .....       | 4  |
| Dishwasher, General Electric ..... | 32 |

## ROLLER KITS

|                                    |    |
|------------------------------------|----|
| Upper Rack, General Electric ..... | 33 |
|------------------------------------|----|

## ROLLER SHAFTS

|                         |    |
|-------------------------|----|
| Tumbler, Whirlpool..... | 72 |
|-------------------------|----|

## ROLLER SLIDES

|                                    |    |
|------------------------------------|----|
| Dishwasher, General Electric ..... | 33 |
|------------------------------------|----|

## ROLLERS

|                                    |     |
|------------------------------------|-----|
| Drum, ERP.....                     | 138 |
| Drum, Whirlpool .....              | 70  |
| Lower Rack, General Electric ..... | 33  |

|                           |     |
|---------------------------|-----|
| Toilet Paper, EZ-Flo..... | 230 |
|---------------------------|-----|

## ROLLOUT

|                       |         |
|-----------------------|---------|
| Switches, Supco ..... | 339-340 |
|-----------------------|---------|

## ROTARY

|                                  |    |
|----------------------------------|----|
| Switches, General Electric ..... | 34 |
|----------------------------------|----|

## ROTATION INDICATORS

|              |     |
|--------------|-----|
| MA-Line..... | 443 |
|--------------|-----|

## ROTOR POSITION

|                              |    |
|------------------------------|----|
| Switch Kits, Whirlpool ..... | 79 |
|------------------------------|----|

## RUBBER

|                            |     |
|----------------------------|-----|
| Mounting Rings, FASCO..... | 296 |
|----------------------------|-----|

## RUBBER FOOT

|                      |    |
|----------------------|----|
| Pads, Whirlpool..... | 74 |
|----------------------|----|

## RUBBER HOSE

|                          |     |
|--------------------------|-----|
| Cutters, Mastercool..... | 390 |
|--------------------------|-----|

## RUBBER INJECTOR

|                         |    |
|-------------------------|----|
| Valves, Whirlpool ..... | 74 |
|-------------------------|----|

## RUBBER TUBING

|              |     |
|--------------|-----|
| MA-Line..... | 476 |
|--------------|-----|

## RUN CAPACITORS

|                             |    |
|-----------------------------|----|
| Compressor, Whirlpool ..... | 90 |
| Electrolux .....            | 20 |

## RUST STAIN

|                               |     |
|-------------------------------|-----|
| Removers, Summit Brands ..... | 365 |
|-------------------------------|-----|

# S

## SADDLE

|                      |     |
|----------------------|-----|
| Valves, EZ-Flo ..... | 149 |
| Valves, Supco .....  | 421 |

## SAFETY

|                              |          |
|------------------------------|----------|
| Dryer Lint Alarms .....      | 131, 177 |
| Glasses, EZ-Flo .....        | 477      |
| Glasses, Mastercool .....    | 389      |
| Goggles, EZ-Flo.....         | 477      |
| Switches, MA-Line .....      | 316      |
| Thermostats, Whirlpool ..... | 84       |
| Valves, Electrolux .....     | 16, 19   |
| Valves, ERP.....             | 114      |
| Valves, Whirlpool .....      | 84       |

## SAFETY FUSES

|                       |     |
|-----------------------|-----|
| Icemaker, Supco ..... | 149 |
|-----------------------|-----|

## SAG KITS

|                        |    |
|------------------------|----|
| Door, Electrolux ..... | 30 |
|------------------------|----|

## SAND CLOTH

|              |     |
|--------------|-----|
| MA-Line..... | 376 |
|--------------|-----|

## SANI-PAN

|                               |     |
|-------------------------------|-----|
| Drain Pan Strips, VAPCO ..... | 373 |
|-------------------------------|-----|

## SANITARY

|                    |         |
|--------------------|---------|
| Tees, EZ-Flo ..... | 175-176 |
|--------------------|---------|

# INDEX

## SCALE

Removers, VAPCO.....372–373

## SCALES

Digital, MA-Line .....376  
Electronic, Yellow Jacket.....404  
Refrigerant, Mastercool .....385

## SCANNERS

Leak, Yellow Jacket.....398

## SCREENS

Horton.....143

## SCREWDRIVER SETS

Jewelers', MA-Line .....451  
MA-Line .....451–452

## SCREWDRIVERS

MA-Line .....451–452  
Uniweld.....451

## SCREWS

Appliance, Whirlpool.....85  
Mounting, Electrolux .....19  
Refrigerator, Electrolux.....30

## SEAL KITS

Washer, Whirlpool .....72

## SEALANTS

Duct, VAPCO.....470

## SEALED

Burner Heads, Whirlpool .....84

## SEALING & CAULKING

Cords, VAPCO .....473

## SEALS

Door, Electrolux .....3  
Drum, Electrolux .....7  
Felt, Electrolux .....8  
Felt, Whirlpool.....67

## SEAT EXTRACTOR SETS

EZ-Flo.....452

## SEDIMENT

Filters, General Electric .....59–60

## SELECTOR

Buttons, ERP .....105

## SELF COOLED

Motors, FASCO .....289

## SELF-CLEANING

Oven Sensors, General Electric .....45

## SELF-DRILLING

Anchor Kits, MA-Line .....457

## SELF-TAPPING

Valves, Supco.....149

## SENSOR

Switches, Whirlpool .....79

## SENSORS

Flame, Electrolux.....7

## SENSORS, CONTINUED

Flame, Whirlpool.....67  
Flame, White-Rodgers.....356  
Temperature, General Electric.....54  
Temperature, Whirlpool .....84

## SEPARATOR

Trap, Yellow Jacket .....413

## SEPTIC TREATMENTS

Summit Brands .....363

## SEQUENCERS

Electric Heat, White-Rodgers .....356  
Heat, NAPCO .....324  
Heat, Packard .....327  
Supco.....338

## SERIES G

Gauges, Uniweld .....425

## SERIES PTC

Hard Starts, Supco .....336

## SERVICE

Dryers, Whirlpool .....91  
Valves, Supco.....422  
Wrenches & Adapters,  
Yellow Jacket .....420

## SHADED POLE

Fan Blades, FASCO .....293

## SHAFT & MODE

Shifters, General Electric .....39

## SHELF

Inserts, Electrolux .....29  
Retainer Bars, General Electric .....58  
Supports, Electrolux.....29

## SHELF BARS

Door, Electrolux .....27

## SHELVES

Refrigerator, General Electric .....58

## SHIELDS

Rain, FASCO .....296

## SHIFTERS

Shaft & Mode, General Electric .....39

## SHIPPING BOLTS

Washer, General Electric.....41

## SHIPPING KITS

Electrolux .....13

## SHOCK ABSORBERS

Electrolux .....12  
Washer, Whirlpool .....77

## SHOE

Covers, EZ-Flo.....477  
Covers, VAPCO.....477

## SHOWER

Arms, EZ-Flo.....218  
Drains, EZ-Flo.....218–219

## SHOWER, CONTINUED

Heads, EZ-Flo .....217–218  
Rods, EZ-Flo .....228–229  
Splash Guards, EZ-Flo .....229

## SHOWER ARM

Flanges, EZ-Flo .....218

## SHOWER CURTAIN

Rings, EZ-Flo .....229

## SHOWER ROD

Flanges, EZ-Flo .....229

## SHUT-OFF

Valve Sets, Mastercool .....382  
Valves, Dormont .....119  
Valves, Mastercool.....382

## SIDEMOUNT KITS

Dishwasher, Electrolux .....4

## SIENNA COLLECTION

Vanities, EZ-Flo .....231

## SILICONE

Caulk, MA-Line .....457  
Sprays, VAPCO .....469

## SILVERWARE

Baskets, Electrolux .....3  
Baskets, Whirlpool .....64

## SINGLE & TWIN

Hoses, Uniweld .....425

## SINGLE CYLINDER

Deadbolts, EZ-Flo .....227

## SINGLE GAUGE

Manifolds, Yellow Jacket.....417

## SINK

Strainer Baskets, EZ-Flo .....210  
Strainers, EZ-Flo .....209–210  
Supply Lines, EZ-Flo.....210–211  
Tailpieces, EZ-Flo .....214

## SINKS

Drop-In, EZ-Flo .....232  
Kitchen, EZ-Flo .....232  
Pedestal, EZ-Flo .....232  
Undermount, EZ-Flo .....232

## SLIDES

Drawer, Electrolux.....29  
Drawer, General Electric.....57  
Refrigerator Pan, Whirlpool.....88

## SLIDING DOOR

Locks, EZ-Flo .....228

## SLIDING DOOR/WINDOW

Locks, EZ-Flo .....228

## SLINGERS

Water, FASCO .....296

## SLIP JOINT

Nuts, EZ-Flo.....214

# INDEX

## SLIP JOINT, *CONTINUED*

- Washers, EZ-Flo.....214
- Pliers, EZ-Flo.....450

## SLOAN

- Control Stop Repair Kits .....222
- Diaphragm Kits .....224
- Diaphragm Repair Kits .....222
- Diaphragms .....222
- Handle Repair Kits.....222
- Toilet Relief Valves.....221
- Toilet Repair Kits .....223
- Urinal Repair Kits.....223
- Vacuum Breaker Kits.....222

## SLUDGE SUCKER KITS

- Uniweld.....426

## SLUDGE SUCKER MAINTENANCE KITS

- Uniweld.....426

## SMOKE

- Cartridges, MA-Line.....473

## SMOKE & FIRE

- Alarm Kits, USI Electric .....234
- Alarms, USI Electric.....234–236

## SMOKE & FIRE ALARMS

- USI Electric.....235

## SMOKE, FIRE & CARBON MONOXIDE ALARMS

- USI Electric.....235–236

## SNAP DISC

- Thermostats, White-Rodgers.....359

## SNAP LOCK PIPE

- Dundas Jafine.....178

## SOAP

- Dishes, EZ-Flo.....230

## SOCKET

- Rod Supports, General Electric.....39

## SOCKET SETS

- MA-Line .....452
- Plumbers', EZ-Flo.....454

## SOCKETS

- Lamp, General Electric.....48

## SOFTENER

- Cleaners, Summit Brands.....366

## SOLDERLESS

- Terminals, MA-Line .....462

## SOLDERS

- Lead-Free, EZ-Flo .....375

## SOLDERS & FLUXES

- Packard .....375

## SOLENOID

- Coil Kits, Electrolux.....7
- Water Valves, General Electric.....52

## SOLENOID ASSEMBLIES

- Refrigerator, Electrolux ..... 20
- Refrigerator, General Electric ..... 51

## SOLENOID KITS

- Drain, General Electric..... 32

## SOLENOID MODULES

- Charging, Mastercool..... 386

## SOLENOID VALVE KITS

- Humidifier, Supco ..... 353

## SOLENOID VALVE OPERATING MAGNETS

- MA-Line ..... 321

## SOLENOIDS

- Refrigerator, General Electric ..... 51

## SOUND LEVEL METERS

- Mastercool ..... 431

## SPADES

- Insulated, MA-Line..... 461

## SPARK

- Ignition Switches, General Electric . 46
- Modules, ERP ..... 113
- Switches, ERP ..... 113

## SPARK MODULES

- Burner, Electrolux ..... 16
- Range, General Electric..... 46

## SPDT

- Controls, White-Rodgers ..... 359

## SPECIAL DEVICE

- Disconnects, MA-Line..... 462

## SPIN CYCLE

- Controllers, Electrolux..... 10

## SPLASH

- Guards, EZ-Flo ..... 123

## SPLASH GUARDS

- Shower, EZ-Flo..... 229

## SPLASH GUARDS & STOPPERS

- Garbage Disposer,  
General Electric..... 31

## SPLASH SHIELD KITS

- Dishwasher, Electrolux ..... 4

## SPLIT RINGS

- Washer, General Electric..... 37

## SPOUTS

- Diverter, EZ-Flo ..... 217
- Tub, EZ-Flo..... 217

## SPRAY

- Adhesives, VAPCO..... 457
- Arms, Whirlpool ..... 61
- Paints, Whirlpool..... 75

## SPRAY ARM

- Connectors, General Electric..... 32

## SPRAY ARMS

- Dishwasher, Electrolux ..... 2

## SPRAY BOTTLES

- Trigger, MA-Line ..... 372
- Trigger, VAPCO..... 371

## SPRAY HEADS

- Faucet, EZ-Flo ..... 209

## SPRAYERS

- General-Purpose, VAPCO ..... 369
- Hand, VAPCO ..... 371
- Multi-Purpose, VAPCO ..... 369
- Pump, MA-Line ..... 371
- Pump, VAPCO ..... 371
- VAPCO ..... 370

## SPRAYS

- Silicone, VAPCO ..... 469

## SPRING

- Tube Benders, Mastercool..... 391
- Tube Benders, Yellow Jacket ..... 408

## SPRING KITS

- Door, Whirlpool ..... 61

## SPRING STEELS

- Actuator, Whirlpool..... 68

## SPRING TENSION

- Clamps, Deflect-o ..... 179

## SPRINGS

- Door, Electrolux ..... 3
- Door, General Electric..... 57
- Linkage, Electrolux..... 4
- Suspension, Whirlpool ..... 72
- Torsion, Whirlpool ..... 80
- Washer, Electrolux..... 13
- Washer, Whirlpool..... 79

## SPUD

- Wrenches, EZ-Flo ..... 456

## SQUARE D

- Disconnects, MA-Line ..... 205

## STACKING KITS

- Dryer, Whirlpool ..... 70

## STAGING

- Thermostats, Supco ..... 340

## STAMFORD

- Copper Service Dryers..... 156–157
- Dryers, Copper Service..... 318–319

## STANDS

- Water Heater, EZ-Flo ..... 130

## START

- Switches, Whirlpool..... 69

## START DEVICES

- Compressor, Whirlpool ..... 90

## STARTER COLLAR

- Connectors, Deflect-o ..... 186

# INDEX

## STARTS

Hard, MA-Line ..... 313

## STATORS

Washer Motor, Whirlpool ..... 78

## STEAM DRYER KITS

Jason Industrial ..... 142

## STEEL

Covers, MA-Line ..... 202

## STEM-TO-TUBE

Adapters, EZ-Flo ..... 172–173

## STOP

Valves, EZ-Flo ..... 211–213

## STOPPERS

Drain, EZ-Flo ..... 219

Garbage Disposer, EZ-Flo ..... 124

Pop-Up, EZ-Flo ..... 209

## STOPS

Door, EZ-Flo ..... 228

## STORAGE

Drawers, MA-Line ..... 462

Pans, Electrolux ..... 29

## STRAIGHT

Adapters, Mastercool ..... 383

Valves, EZ-Flo ..... 171, 173

## STRAIGHT BLADE

Plugs, MA-Line ..... 203

## STRAINER

Wrenches, EZ-Flo ..... 456

## STRAINER BASKETS

Sink, EZ-Flo ..... 210

## STRAINERS

Drain, EZ-Flo ..... 219

Sink, EZ-Flo ..... 209–210

## S-TRAPS

EZ-Flo ..... 213

## STRAPS

Earthquake, EZ-Flo ..... 130

Hanger, MA-Line ..... 225

Tub Dampening, General Electric ... 40

## STRIKERS

Door, Electrolux ..... 11

## STRIKES

Door, Electrolux ..... 4

## STRIPPER ARMS

Icemaker, Whirlpool ..... 91

## STUD ROLLERS

Dishwasher, General Electric ..... 33

## SUCTION LINE

Dryers, Supco ..... 158

Filter Dryers, Parker ..... 335

Filter Dryers, Supco ..... 158

## SUMMIT BRANDS

Cleaners, Bathroom ..... 364

Cleaners, Dishwasher ..... 364–365

Cleaners, Garbage Disposer ..... 365

Cleaners, Softener ..... 366

Cleaners, Toilet Bowl ..... 364

Cleaners, Washing Machine ..... 365

Cleaners, Whirlpool Bath ..... 366

Drain Fresheners ..... 364

Drain Openers ..... 364

Dry Cleaner ..... 363–364

Microwave Cleaners ..... 365

Removers, Rust Stain ..... 365

Septic Treatments ..... 363

Water Test Kits ..... 366

Whiteners, Laundry ..... 365

Wrinkle Removers ..... 364

## SUPCO

AC Leak Repair Kits ..... 472

Adapters, Gauge ..... 423

Additives, Oil ..... 366

Air Filters ..... 149

Blower Controls, Cam-Stat ..... 354

Boosters, Duct ..... 337

Chaser Tools ..... 423

Circuit Breakers, Control Board .... 350

Coil Kits, Duct Heater ..... 338

Combs, Fin ..... 420–421

Compressors ..... 155

Condensate Cleanouts ..... 472

Condensate Pumps ..... 351

Condenser Fan Motors ..... 166, 311

Connectors, Tee ..... 423

Connectors, U-Shaped ..... 423

Connectors, Valve ..... 423

Contactors, Magnetic Line ..... 352

Controls, Defrost ..... 161

Core Depressor Tools,  
Gas Retainer ..... 422

Core Removal Tools ..... 423

Couplers, Gas Retaining ..... 422

Cutouts, Thermal ..... 341

Depressors, Core ..... 422

Depressors, Valve ..... 422

Digital Thermometers ..... 435

Dishwasher Water Valves ..... 121

Door Gaskets ..... 165

Door Gaskets, Refrigerator ... 164–165

Draft Inducer Motors ..... 311

Drain Pump Assembly ..... 144

Drains, Condensate ..... 351

Drum Rollers ..... 138

Dryer Drive Belts ..... 133

Dryers, Copper ..... 158

Dryers, Liquid Line ..... 158–159

Dryers, Suction Line ..... 158

Elements, Dryer ..... 133

Elements, Surface ..... 98

## SUPCO, CONTINUED

Evaporator Fan Motors ..... 166, 310

Fan & Limit Controls ..... 340

Fan Controls ..... 352

Fan Motors ..... 166

Filter Dryers, Suction Line ..... 158

Fittings, Access ..... 422

Flame Sensor Cleaners ..... 472

Flame Sensors, Infrared ..... 137

Flue Caps, PVC ..... 351

Freeze Protection Controls ..... 342

Furnace Switch Magnets ..... 472

Fuses, Thermal ..... 137

Gaskets, Door ..... 102

Guards, Thermostat ..... 350

Hard Start Kits ..... 315

Hard Starts, Refrigerator ..... 159

Hard Starts, Series PTC ..... 336

Hard Starts, Ultra Start Series ..... 337

Heads, Modular ..... 147

Icemaker Assemblies ..... 148

Icemaker Kits ..... 147–148

Igniter Assembly Kits, Flame Rod  
Assembly Kits ..... 344

Igniters, Dryer ..... 139

Igniters, Furnace ..... 343–344

Igniters, Hot Surface ..... 342–343

Igniters, Oven Range ..... 102

Installation Kits, Icemaker/  
Humidifier ..... 154

Jacks, Fin ..... 420

Knob Kits, Control ..... 102

Knobs, Control ..... 102

Light Switches ..... 147

Limit Controls, Gas Furnace ..... 339

Manifold Gauge Hangers ..... 379

Motor Kits, Utility ..... 337

Motor Mounting Brackets ..... 294

Motors, Ventilator ..... 192

Mounting Brackets ..... 310

Multi-Thermostats ..... 137

O-Rings, Gasket ..... 421

Pliers, Tube Piercing ..... 423

Pullers, Fan Blade ..... 421

Pumps, Mini-Split Condensate ..... 351

Receptacles, Surface Element ..... 101

Refrigerator Evaporator Coils ..... 155

Relay & Overload Kits ..... 166

Relays ..... 166

Relays, Fan ..... 337

Relays, Potential ..... 337

Relays, Switching ..... 337

Replacement Parts, Valve ..... 422

Restraining Kits, Dryer ..... 133

Safety Fuses, Icemaker ..... 149

Sequencers ..... 338

Solenoid Valve Kits, Humidifier ..... 353

Switches, Air Pressure ..... 351–352



# INDEX

## SUPCO, CONTINUED

|                                      |              |
|--------------------------------------|--------------|
| Switches, Rollout .....              | 339-340      |
| Switches, Time Delay .....           | 352          |
| Switches, Timer .....                | 353          |
| System Conditioners .....            | 472          |
| Tees, Access .....                   | 423          |
| Thermistor .....                     | 161          |
| Thermo-Hygrometer .....              | 436          |
| Thermo-Hygrometer Pen .....          | 436          |
| Thermostats, Adjustable .....        | 340          |
| Thermostats, Adjustable Airstream .. | 340          |
| Thermostats, Defrost .....           | 162-163, 341 |
| Thermostats, Digital .....           | 349, 354     |
| Thermostats, Dryer .....             | 135, 137     |
| Thermostats, Flush Mount .....       | 341          |
| Thermostats, Harvest .....           | 149          |
| Thermostats, L Series/LD Series ..   | 342          |
| Thermostats, Limit .....             | 340          |
| Thermostats, Mechanical .....        | 350          |
| Thermostats, Non-Programmable ..     | 349          |
| Thermostats, Plenum .....            | 338-339      |
| Thermostats, Programmable ..         | 349-350      |
| Thermostats, Staging .....           | 340          |
| Timers, Adjustable .....             | 161          |
| Timers, Defrost .....                | 160          |
| Transformers .....                   | 338          |
| Transformers, Fan Center .....       | 338          |
| Tubing, Cap .....                    | 337          |
| Utility Lifts .....                  | 472          |
| Vacuum Gauges .....                  | 379          |
| Vacuum Gauges, Digital .....         | 420          |
| Vacuum Gauges, Electronic .....      | 420          |
| Vacuum Sentry .....                  | 379          |
| Valves, Flow-Control .....           | 422          |
| Valves, Line .....                   | 422          |
| Valves, Line Service .....           | 421          |
| Valves, Piercing .....               | 421          |
| Valves, Saddle .....                 | 421          |
| Valves, Self-Tapping .....           | 149          |
| Valves, Service .....                | 422          |
| Valves, Tee Fitting Service .....    | 421          |
| Washer Drain Pumps .....             | 143-144      |
| Washer Pump .....                    | 144          |
| Washer Pump Assembly .....           | 143          |
| Washer Recirculation Pumps .....     | 143          |
| Washer Water Inlet Valves .....      | 144          |
| Washer Water Valves .....            | 144, 151     |
| Water Filters .....                  | 148-149      |
| Water Inlet Valves .....             | 121, 151-152 |
| Wires, Range & Appliance .....       | 99-100       |

## SUPERHEAT

|                                   |     |
|-----------------------------------|-----|
| Determination Sets, Mastercool .. | 383 |
|-----------------------------------|-----|

## SUPERHEAT/SUBCOOL

|                              |     |
|------------------------------|-----|
| Calculator, Mastercool ..... | 385 |
| Meters, UEI .....            | 442 |

## SUPPLY LINE

|                      |     |
|----------------------|-----|
| Risers, EZ-Flo ..... | 211 |
|----------------------|-----|

## SUPPLY LINES

|                      |         |
|----------------------|---------|
| Closet, EZ-Flo ..... | 211     |
| Sink, EZ-Flo .....   | 210-211 |

## SUPPORT COVERS

|                           |    |
|---------------------------|----|
| Crisper, Electrolux ..... | 30 |
|---------------------------|----|

## SUPPORTS

|                                |     |
|--------------------------------|-----|
| Cover, Electrolux .....        | 29  |
| Door Shelf, Electrolux .....   | 28  |
| Door Shelf, Whirlpool .....    | 88  |
| Drawer, General Electric ..... | 47  |
| Rack, ERP .....                | 105 |
| Shelf, Electrolux .....        | 29  |
| Turntable, ERP .....           | 109 |

## SURFACE

|                                  |       |
|----------------------------------|-------|
| Elements, Electrolux .....       | 14-15 |
| Elements, Emerson .....          | 96    |
| Elements, ERP .....              | 97    |
| Elements, General Electric ..... | 43    |
| Elements, Supco .....            | 98    |
| Igniters, Electrolux .....       | 15-16 |
| Igniters, Whirlpool .....        | 83    |

## SURFACE BURNER

|                                       |    |
|---------------------------------------|----|
| Control .....                         | 44 |
| Control Switches, General Electric .. | 44 |
| Receptacles, Whirlpool .....          | 81 |

## SURFACE ELEMENT

|                          |     |
|--------------------------|-----|
| Receptacles, Supco ..... | 101 |
|--------------------------|-----|

## SURFACE IGNITERS

|               |     |
|---------------|-----|
| Packard ..... | 343 |
|---------------|-----|

## SURFACE UNIT

|                               |    |
|-------------------------------|----|
| Knobs, General Electric ..... | 47 |
|-------------------------------|----|

## SURFACE-MICROWAVE

|                              |    |
|------------------------------|----|
| Light Bulbs, Whirlpool ..... | 80 |
|------------------------------|----|

## SURGE PROTECTORS

|           |     |
|-----------|-----|
| ERP ..... | 337 |
|-----------|-----|

## SUSPENSION

|                          |    |
|--------------------------|----|
| Springs, Whirlpool ..... | 72 |
|--------------------------|----|

## SUSPENSIONS

|                         |    |
|-------------------------|----|
| Washer, Whirlpool ..... | 79 |
|-------------------------|----|

## SWAGING

|                         |     |
|-------------------------|-----|
| Tools, Mastercool ..... | 394 |
|-------------------------|-----|

## SWAGING TOOLS

|                                 |     |
|---------------------------------|-----|
| MA-Line .....                   | 475 |
| Punch Type, Yellow Jacket ..... | 396 |

## SWAGING/FLARING TOOLS

|                     |     |
|---------------------|-----|
| Yellow Jacket ..... | 400 |
|---------------------|-----|

## SWITCH KITS

|                                     |     |
|-------------------------------------|-----|
| Air Pressure Sensing, Packard ..... | 329 |
| Lid, General Electric .....         | 39  |
| Rotor Position, Whirlpool .....     | 79  |

## SWITCHES

|                           |         |
|---------------------------|---------|
| Air Pressure, Supco ..... | 351-352 |
|---------------------------|---------|

## SWITCHES, CONTINUED

|                                    |         |
|------------------------------------|---------|
| Air, White-Rodgers .....           | 358     |
| Auxiliary, Packard .....           | 332     |
| Door, Electrolux .....             | 14      |
| Door, General Electric .....       | 34      |
| Door, Whirlpool .....              | 63, 70  |
| Dryer, Electrolux .....            | 6       |
| Duplex, MA-Line .....              | 201     |
| Fan, NAPCO .....                   | 325     |
| Infinite, Electrolux .....         | 15      |
| Infinite, Whirlpool .....          | 82      |
| Lid Check, Whirlpool .....         | 73      |
| Lid Lock, Electrolux .....         | 11      |
| Light, General Electric .....      | 58      |
| Microwave, ERP .....               | 107     |
| Push-To-Start, Whirlpool .....     | 70      |
| Quiet, MA-Line .....               | 201     |
| Rocker Arm, Whirlpool .....        | 86      |
| Rollout, Supco .....               | 339-340 |
| Rotary, General Electric .....     | 34      |
| Safety, MA-Line .....              | 316     |
| Sensor, Whirlpool .....            | 79      |
| Spark, ERP .....                   | 113     |
| Start, Whirlpool .....             | 69      |
| Time Delay, Supco .....            | 352     |
| Timer, Supco .....                 | 353     |
| Wall, EZ-Flo .....                 | 199     |
| Washer, Whirlpool .....            | 79      |
| Water Temperature, Whirlpool ..... | 79      |

## SWITCHING

|                             |     |
|-----------------------------|-----|
| Relays, NAPCO .....         | 324 |
| Relays, Supco .....         | 337 |
| Relays, White-Rodgers ..... | 361 |

## SWITCHES

|                     |     |
|---------------------|-----|
| Infinite, ERP ..... | 103 |
|---------------------|-----|

## SWIVEL

|                                  |     |
|----------------------------------|-----|
| Elbows, EZ-Flo .....             | 172 |
| Flare Connections, MA-Line ..... | 317 |

## SYSTEM ANALYZER

|                  |     |
|------------------|-----|
| Mastercool ..... | 395 |
|------------------|-----|

## SYSTEM CONDITIONERS

|             |     |
|-------------|-----|
| Supco ..... | 472 |
|-------------|-----|

# T

## TACHOMETERS

|                        |     |
|------------------------|-----|
| Digital, MA-Line ..... | 430 |
|------------------------|-----|

## TAILPIECES

|                          |     |
|--------------------------|-----|
| Branch, EZ-Flo .....     | 215 |
| Dishwasher, EZ-Flo ..... | 123 |
| EZ-Flo .....             | 215 |
| Sink, EZ-Flo .....       | 214 |

## TANGENTIAL

|                           |     |
|---------------------------|-----|
| Blowers, Acme Miami ..... | 238 |
|---------------------------|-----|



# INDEX

|   |              |  |  |
|---|--------------|--|--|
| <b>TANK</b>                               |              |  |  |
| Levers, EZ-Flo .....                      | 222          |  |  |
| <b>TANK HEATER</b>                        |              |  |  |
| Blankets, Mastercool .....                | 395          |  |  |
| <b>TANK-TO-BOWL</b>                       |              |  |  |
| Bolts Sets, EZ-Flo .....                  | 223          |  |  |
| Gaskets, EZ-Flo .....                     | 220          |  |  |
| <b>TAPE</b>                               |              |  |  |
| Aluminum Foil, EZ-Flo .....               | 473          |  |  |
| Barrier, EZ-Flo .....                     | 476          |  |  |
| Duct, EZ-Flo .....                        | 473          |  |  |
| Duct, MA-Line .....                       | 473          |  |  |
| Electrical, EZ-Flo .....                  | 474          |  |  |
| Electrical, MA-Line .....                 | 473          |  |  |
| Foam, MA-Line .....                       | 474          |  |  |
| Insulating, VAPCO .....                   | 474          |  |  |
| Insulating, VAPCO .....                   | 474          |  |  |
| Insulation, MA-Line .....                 | 474          |  |  |
| Measures, EZ-Flo .....                    | 454          |  |  |
| Pipe Thread, EZ-Flo .....                 | 474          |  |  |
| Pipe Wrap, EZ-Flo .....                   | 474          |  |  |
| Thread, MA-Line .....                     | 474          |  |  |
| <b>T-BEARINGS</b>                         |              |  |  |
| Washer, Electrolux .....                  | 13           |  |  |
| <b>TECHNICAL INFO PAGES</b>               | 478–482      |  |  |
| <b>TEE</b>                                |              |  |  |
| Connectors, Supco .....                   | 423          |  |  |
| <b>TEE FITTING SERVICE</b>                |              |  |  |
| Valves, Supco .....                       | 421          |  |  |
| <b>TEES</b>                               |              |  |  |
| Access, Supco .....                       | 423          |  |  |
| Baseboard, EZ-Flo .....                   | 170          |  |  |
| Black Malleable, EZ-Flo .....             | 167          |  |  |
| Brass, EZ-Flo .....                       | 170          |  |  |
| Compression, EZ-Flo .....                 | 153          |  |  |
| Copper Solder, MA-Line .....              | 320          |  |  |
| Copper, EZ-Flo .....                      | 170          |  |  |
| End Outlet, EZ-Flo .....                  | 215          |  |  |
| EZ-Flo .....                              | 214          |  |  |
| Female - Copper .....                     | 170          |  |  |
| Outlet, EZ-Flo .....                      | 214          |  |  |
| Pressure, EZ-Flo .....                    | 176          |  |  |
| Push-Fit, EZ-Flo .....                    | 172–173      |  |  |
| Sanitary, EZ-Flo .....                    | 175–176      |  |  |
| <b>TEMPERATURE</b>                        |              |  |  |
| Controls, Electrolux .....                | 23           |  |  |
| Probes, Electrolux .....                  | 15           |  |  |
| Probes, UEI .....                         | 443          |  |  |
| Sensors, General Electric .....           | 54           |  |  |
| Sensors, Whirlpool .....                  | 84           |  |  |
| <b>TEMPERATURE CONTROLS</b>               |              |  |  |
| Refrigeration, White-Rodgers .....        | 359          |  |  |
| White-Rodgers .....                       | 361          |  |  |
| <b>TEMPERATURE METERS</b>                 |              |  |  |
| Air Velocity, Mastercool .....            | 388          |  |  |
| <b>TEMPERATURE/HUMIDITY</b>               |              |  |  |
| Loggers, UEI .....                        | 442          |  |  |
| <b>TEMPERATURE/PRESSURE RELIEF</b>        |              |  |  |
| Valves, EZ-Flo .....                      | 130          |  |  |
| <b>TENSION CLAMPS</b>                     |              |  |  |
| Dundas Jafine .....                       | 180          |  |  |
| <b>TERMINAL</b>                           |              |  |  |
| Block Assemblies, Emerson .....           | 100          |  |  |
| Block Kits, General Electric .....        | 44           |  |  |
| Blocks, Whirlpool .....                   | 84           |  |  |
| <b>TERMINAL BLOCK</b>                     |              |  |  |
| Cover Plates, Whirlpool .....             | 69           |  |  |
| <b>TERMINAL BLOCK KITS</b>                |              |  |  |
| Dryer, Whirlpool .....                    | 66           |  |  |
| Electrolux .....                          | 15           |  |  |
| <b>TERMINAL BLOCK SCREW KITS</b>          |              |  |  |
| Dryer, Whirlpool .....                    | 66           |  |  |
| <b>TERMINAL BLOCKS</b>                    |              |  |  |
| Dryer, Electrolux .....                   | 5            |  |  |
| <b>TERMINAL KITS</b>                      |              |  |  |
| MA-Line .....                             | 462–463      |  |  |
| <b>TERMINAL REDUCER</b>                   |              |  |  |
| Adapters, ERP .....                       | 459          |  |  |
| <b>TERMINAL REPAIR KITS</b>               |              |  |  |
| Compressor, Term-Lok .....                | 161          |  |  |
| <b>TERMINALS</b>                          |              |  |  |
| NAPCO .....                               | 135          |  |  |
| Solderless, MA-Line .....                 | 462          |  |  |
| <b>TERMINATORS</b>                        |              |  |  |
| Defrost, NAPCO .....                      | 161          |  |  |
| Defrost, Whirlpool .....                  | 88           |  |  |
| <b>TERM-LOK</b>                           |              |  |  |
| Terminal Repair Kits,<br>Compressor ..... | 161          |  |  |
| <b>TEST</b>                               |              |  |  |
| Caps, EZ-Flo .....                        | 225          |  |  |
| Gauges, Yellow Jacket .....               | 417–418      |  |  |
| Leads, MA-Line .....                      | 433          |  |  |
| Leads, UEI .....                          | 443          |  |  |
| Plugs, EZ-Flo .....                       | 225          |  |  |
| <b>TEST &amp; CHARGING</b>                |              |  |  |
| Manifolds, Yellow Jacket .....            | 405–406      |  |  |
| <b>TEST GAUGES</b>                        |              |  |  |
| Yellow Jacket .....                       | 417          |  |  |
| <b>TEST KITS</b>                          |              |  |  |
| Gas Pressure, Yellow Jacket .....         | 396          |  |  |
| <b>TESTERS</b>                            |              |  |  |
| Capacitor, MA-Line .....                  | 427          |  |  |
| MA-Line .....                             | 433          |  |  |
| Microwave, ERP .....                      | 113          |  |  |
| <b>TESTERS, CONTINUED</b>                 |              |  |  |
| Voltage, MA-Line .....                    | 432, 434     |  |  |
| <b>THERMAL</b>                            |              |  |  |
| Cut-Off Kits, Whirlpool .....             | 67           |  |  |
| Cut-Offs, NAPCO .....                     | 325          |  |  |
| Cutouts, Supco .....                      | 341          |  |  |
| Expansion Tanks, EZ-Flo .....             | 130          |  |  |
| Fuse Kits, Whirlpool .....                | 61–62        |  |  |
| Fuses, Electrolux .....                   | 5            |  |  |
| Fuses, ERP .....                          | 108          |  |  |
| Fuses, General Electric .....             | 49           |  |  |
| Fuses, Whirlpool .....                    | 69           |  |  |
| <b>THERMAL IMAGING CAMERA</b>             |              |  |  |
| Mastercool .....                          | 386          |  |  |
| <b>THERMISTOR</b>                         |              |  |  |
| Supco .....                               | 161          |  |  |
| <b>THERMISTORS</b>                        |              |  |  |
| Control, Electrolux .....                 | 5            |  |  |
| Dryer, Whirlpool .....                    | 71           |  |  |
| ERP .....                                 | 139          |  |  |
| <b>THERMOCOUPLES</b>                      |              |  |  |
| White-Rodgers .....                       | 360          |  |  |
| <b>THERMO-HYGROMETER</b>                  |              |  |  |
| Supco .....                               | 436          |  |  |
| <b>THERMO-HYGROMETER PEN</b>              |              |  |  |
| Supco .....                               | 436          |  |  |
| <b>THERMOMETER KITS</b>                   |              |  |  |
| MA-Line .....                             | 436          |  |  |
| <b>THERMOMETERS</b>                       |              |  |  |
| Dial, UEI .....                           | 442          |  |  |
| Differential, Mastercool .....            | 388          |  |  |
| Digital, Mastercool .....                 | 387          |  |  |
| Infrared, MA-Line .....                   | 430–431      |  |  |
| Infrared, Mastercool .....                | 386–387, 389 |  |  |
| Infrared, UEI .....                       | 442          |  |  |
| Infrared/Probe, Mastercool .....          | 386          |  |  |
| MA-Line .....                             | 437–438      |  |  |
| Mastercool .....                          | 389          |  |  |
| Oven, UEI .....                           | 442          |  |  |
| Pocket, MA-Line .....                     | 432          |  |  |
| Refrigerator/Freezer, UEI .....           | 442          |  |  |
| Remote Reading, MA-Line .....             | 432          |  |  |
| UEI .....                                 | 441–442      |  |  |
| <b>THERMOSTAT</b>                         |              |  |  |
| Covers, MA-Line .....                     | 317          |  |  |
| Guards, Supco .....                       | 350          |  |  |
| <b>THERMOSTAT &amp; FUSE KITS</b>         |              |  |  |
| Dryer, Whirlpool .....                    | 67           |  |  |
| <b>THERMOSTAT CONTROLS</b>                |              |  |  |
| Refrigerator, Whirlpool .....             | 88           |  |  |
| <b>THERMOSTAT KITS</b>                    |              |  |  |
| Defrost, General Electric .....           | 55           |  |  |
| Dryer, Whirlpool .....                    | 66           |  |  |

# INDEX

|                                  |              |                                     |                                    |
|----------------------------------|--------------|-------------------------------------|------------------------------------|
| <b>THERMOSTAT SENSOR</b>         |              | <b>TIME DELAY, <i>CONTINUED</i></b> | <b>TOOL CASES</b>                  |
| White Rogers.....                | 356          | Modules, General Electric.....      | MA-Line.....                       |
| <b>THERMOSTATS</b>               |              | Switches, Supco.....                | UEI.....                           |
| Adjustable Airstream, Supco..... | 340          | <b>TIMER</b>                        | <b>TOOL KITS</b>                   |
| Adjustable, NAPCO.....           | 326          | Switches, Supco.....                | Flaring & Cutting, Mastercool..... |
| Adjustable, Supco.....           | 340          | <b>TIMER ASSEMBLIES</b>             | Flaring & Swaging, Mastercool..... |
| Defrost, Electrolux.....         | 24           | Defrost, Whirlpool.....             | 388, 393                           |
| Defrost, MA-Line.....            | 162          | <b>TIMER DIAL</b>                   | <b>TOOLS</b>                       |
| Defrost, Supco.....              | 162-163, 341 | Plates, Whirlpool.....              | Swaging, Mastercool.....           |
| Digital, Supco.....              | 349, 354     | <b>TIMERS</b>                       |                                    |
| Digital, White-Rodgers.....      | 354-355      | Adjustable, Supco.....              |                                    |
| Dishwasher, Electrolux.....      | 1            | Defrost, Electrolux.....            |                                    |
| Dryer, Electrolux.....           | 5            | Defrost, ERP.....                   |                                    |
| Dryer, ERP.....                  | 135          | Defrost, General Electric.....      |                                    |
| Dryer, NAPCO.....                | 136          | Defrost, Supco.....                 |                                    |
| Dryer, Supco.....                | 135, 137     | Defrost, Whirlpool.....             |                                    |
| Dryer, Whirlpool.....            | 69           | Dryer, General Electric.....        |                                    |
| Electric, General Electric.....  | 45           | Dryer, Whirlpool.....               |                                    |
| ERP.....                         | 103          | Washer, Electrolux.....             |                                    |
| Flush Mount, Supco.....          | 341          | Washer, General Electric.....       |                                    |
| Gas Oven, Electrolux.....        | 17           | Washer, Whirlpool.....              |                                    |
| Harvest, Supco.....              | 149          | <b>TINE PIVOT</b>                   |                                    |
| L Series, NAPCO.....             | 136, 326     | Clips, Whirlpool.....               |                                    |
| L Series/LD Series, Supco.....   | 342          | <b>TOILET<sup>223</sup></b>         |                                    |
| Limit, Supco.....                | 340          | Wedges, EZ-Flo.....                 |                                    |
| Line Voltage, White Rogers.....  | 356          | <b>TOILET BOWL</b>                  |                                    |
| Mechanical, Supco.....           | 350          | Bolt Caps, EZ-Flo.....              |                                    |
| Mechanical, White Rogers.....    | 355          | Cleaners, Summit Brands.....        |                                    |
| Microwave, ERP.....              | 108          | Rings, EZ-Flo.....                  |                                    |
| Microwave, General Electric..... | 49           | <b>TOILET PAPER</b>                 |                                    |
| NAPCO.....                       | 136          | Holders, EZ-Flo.....                |                                    |
| Non-Programmable, Supco.....     | 349          | Rollers, EZ-Flo.....                |                                    |
| Plenum, Supco.....               | 338-339      | <b>TOILET RELIEF VALVES</b>         |                                    |
| Programmable, Supco.....         | 349-350      | Sloan.....                          |                                    |
| Safety, Whirlpool.....           | 84           | <b>TOILET REPAIR KITS</b>           |                                    |
| Snap Disc, White-Rodgers.....    | 359          | Sloan.....                          |                                    |
| Staging, Supco.....              | 340          | <b>TOILET SEAT</b>                  |                                    |
| Water Heater, Backer-EHP.....    | 129          | Bolts, EZ-Flo.....                  |                                    |
| <b>THREAD</b>                    |              | <b>TOILET SEATS</b>                 |                                    |
| Tape, MA-Line.....               | 474          | Closed Front, EZ-Flo.....           |                                    |
| <b>THREADED</b>                  |              | <b>TOILET TANK</b>                  |                                    |
| Tubes, EZ-Flo.....               | 214          | Flappers, EZ-Flo.....               |                                    |
| <b>THRUST</b>                    |              | <b>TOILETS</b>                      |                                    |
| Washers, Whirlpool.....          | 74           | Vitreous China, EZ-Flo.....         |                                    |
| <b>THRUST BEARINGS</b>           |              | <b>TONGUE &amp; GROOVE</b>          |                                    |
| Washer, General Electric.....    | 37           | Pliers, EZ-Flo.....                 |                                    |
| <b>TIE RODS</b>                  |              | <b>TOOL ACCESSORIES</b>             |                                    |
| FASCO.....                       | 296          | Uniweld.....                        |                                    |
| <b>TIES</b>                      |              | <b>TOOL BAGS</b>                    |                                    |
| MA-Line.....                     | 464          | MA-Line.....                        |                                    |
| Wire, MA-Line.....               | 464          |                                     |                                    |
| <b>TIME</b>                      |              |                                     |                                    |
| Delays, MA-Line.....             | 313          |                                     |                                    |
| <b>TIME DELAY</b>                |              |                                     |                                    |
| Fuses, MA-Line.....              | 205          |                                     |                                    |

# INDEX

|                                      |  |  |  |  |
|--------------------------------------|--|--|--|--|
| <b>TRAP</b>                          |  | <b>TUB DAMPENING</b>                   |  | Cutters, EZ-Flo..... 454               |
| Separator, Yellow Jacket.....413     |  | Straps, General Electric..... 40       |  | Cutters, Yellow Jacket ..... 398       |
| <b>TRAP KITS</b>                     |  | <b>TUB GASKETS</b>                     |  | Heat Shrink, MA-Line ..... 204         |
| Lint, Deflect-o ..... 181            |  | Electrolux ..... 3                     |  | PVC, MA-Line ..... 475                 |
| <b>TRAPS</b>                         |  | <b>TUB NUT</b>                         |  | Vinyl, MA-Line..... 475                |
| Coin, Electrolux ..... 11            |  | Wrenches, ERP ..... 456                |  | <b>TUBING BENDER KITS</b>              |
| Condensate, MA-Line.....316          |  | <b>TUB SEAL KITS</b>                   |  | Ratcheting, Yellow Jacket..... 399     |
| Lint, EZ-Flo ..... 138               |  | Electrolux ..... 12                    |  | <b>TUBING BENDERS</b>                  |
| <b>TRASH COMPACTOR</b>               |  | <b>TUB SEALS</b>                       |  | Heavy-Duty, Yellow Jacket ..... 400    |
| Actuators, Whirlpool .....61         |  | Washer, General Electric..... 39       |  | <b>TUBING CUTTERS</b>                  |
| Bags, General Electric.....31        |  | <b>TUB SPINS</b>                       |  | Premium Series, Yellow Jacket .... 404 |
| Bags, Whirlpool .....61              |  | Washer, Electrolux..... 12             |  | <b>TUBS</b>                            |
| <b>TRAYS</b>                         |  | <b>TUB SUPPORT</b>                     |  | Outer, Whirlpool ..... 78              |
| Nipple, MA-Line ..... 169            |  | Hubs, General Electric..... 41         |  | <b>TUMBLER</b>                         |
| Turntable, ERP.....110               |  | <b>TUB WEAR</b>                        |  | Roller Shafts, Whirlpool ..... 72      |
| Turntable, General Electric.....49   |  | Pads, Whirlpool..... 75                |  | <b>TUNING FORK TIPS</b>                |
| Turntable, Whirlpool .....80         |  | <b>TUBE</b>                            |  | Uniweld ..... 424                      |
| <b>TRIFECTA</b>                      |  | Cutters, MA-Line ..... 392             |  | <b>TURNTABLE</b>                       |
| Motors, Packard .....301             |  | Cutters, Mastercool..... 391–392       |  | Couplers, General Electric ..... 48    |
| <b>TRIGGER</b>                       |  | Cutters, Uniweld ..... 392             |  | Couplings, ERP..... 110                |
| Spray Bottles, MA-Line.....372       |  | Reamers, Yellow Jacket ..... 419       |  | Motors, General Electric ..... 49      |
| Spray Bottles, VAPCO.....371         |  | Unions, EZ-Flo..... 173                |  | Supports, ERP ..... 109                |
| <b>TRIGGER NOZZLES</b>               |  | <b>TUBE BENDER KITS</b>                |  | Trays, ERP..... 110                    |
| MA-Line ..... 372                    |  | Ratchet, Mastercool..... 390           |  | Trays, General Electric ..... 49       |
| <b>TRIM</b>                          |  | <b>TUBE BENDERS</b>                    |  | Trays, Whirlpool ..... 80              |
| Rings, Electrolux..... 18            |  | Lever, Mastercool ..... 390            |  | <b>TURNTABLE TRAYS</b>                 |
| Rings, General Electric.....47       |  | Mastercool ..... 390–391               |  | ERP..... 111                           |
| <b>TRIP LEVER</b>                    |  | Spring, Mastercool..... 391            |  | <b>TURNTABLE/STIRRER</b>               |
| Faceplates, EZ-Flo .....220          |  | Spring, Yellow Jacket ..... 408        |  | Motors, ERP..... 109                   |
| <b>TROUBLE</b>                       |  | Uniweld ..... 400                      |  | <b>TXV</b>                             |
| Lights, MA-Line.....448              |  | <b>TUBE CUTTER KITS</b>                |  | Expansion Valves, Parker..... 335      |
| <b>TRUNNIONS</b>                     |  | Mastercool ..... 392                   |  |  |
| Transmission, Electrolux ..... 11    |  | <b>TUBE CUTTERS</b>                    |  | <b>U</b>                               |
| <b>T-STATS</b>                       |  | MA-Line ..... 454                      |  | <b>UEI</b>                             |
| Automatic Rollout, NAPCO.....325     |  | Mini, Mastercool..... 394              |  | Charging Modules ..... 386             |
| Manual Rollout, NAPCO .....325       |  | <b>TUBE EXPANDER KITS</b>              |  | Combustion Analyzer Kits ..... 441     |
| <b>TUB</b>                           |  | Mastercool ..... 388                   |  | Detectors, Carbon Monoxide ..... 442   |
| Baffles, Whirlpool.....77            |  | <b>TUBE PIERCING</b>                   |  | Detectors, Leak..... 441–442           |
| Bellows/Seals, Whirlpool .....77     |  | Pliers, Mastercool ..... 394           |  | Leads, Test ..... 443                  |
| Spouts, EZ-Flo.....217               |  | Pliers, Supco..... 423                 |  | Loggers, Temperature/Humidity ... 442  |
| <b>TUB &amp; SHOWER REBUILD KITS</b> |  | <b>TUBE TO MALE PIPE</b>               |  | Meters, Clamp..... 441                 |
| EZ-Flo.....216                       |  | Elbows, EZ-Flo ..... 172               |  | Meters, Clamp-On..... 441              |
| <b>TUB &amp; SHOWER SETS</b>         |  | <b>TUBES</b>                           |  | Meters, Superheat/Subcool ..... 442    |
| EZ-Flo.....216                       |  | Extension, EZ-Flo ..... 214–215        |  | Multimeters, Analog ..... 441          |
| <b>TUB &amp; SHOWER TRIM KITS</b>    |  | Fill, Whirlpool ..... 87               |  | Multimeters, Digital ..... 441         |
| EZ-Flo.....216                       |  | Manifold, Whirlpool ..... 62           |  | Probes, Temperature ..... 443          |
| <b>TUB ASSEMBLIES</b>                |  | Threaded, EZ-Flo..... 214              |  | Psychrometers, Digital ..... 442       |
| Electrolux..... 11                   |  | Water Dispenser, General Electric . 52 |  | Thermometers..... 441                  |
| <b>TUB BEARING KITS</b>              |  | <b>TUBING</b>                          |  | Thermometers, Dial ..... 442           |
| Washer, Whirlpool ..... 78           |  | Air, MA-Line ..... 475                 |  | Thermometers, Digital..... 442         |
|                                      |  | Cap, Supco ..... 337                   |  | Thermometers, Infrared ..... 442       |
|                                      |  | Copper, EZ-Flo ..... 171               |  | Thermometers, Oven ..... 442           |

# INDEX

## UEI, CONTINUED

|   |     |
|---|-----|
| Thermometers, Refrigerator/<br>Freezer..... | 442 |
| Tool Cases .....                            | 443 |

## ULTRA START SERIES

|                          |     |
|--------------------------|-----|
| Hard Starts, Supco ..... | 337 |
|--------------------------|-----|

## ULTRAVIOLET

|                       |     |
|-----------------------|-----|
| Dyes, Mastercool..... | 385 |
|-----------------------|-----|

## UNDERMOUNT

|                     |     |
|---------------------|-----|
| Sinks, EZ-Flo ..... | 232 |
|---------------------|-----|

## UNION

|                                   |     |
|-----------------------------------|-----|
| Compression, EZ-Flo.....          | 173 |
| Connectors, General Electric..... | 58  |
| Copper, EZ-Flo .....              | 171 |

## UNION & NUT ASSEMBLIES

|                                      |    |
|--------------------------------------|----|
| Refrigerator, General Electric ..... | 52 |
|--------------------------------------|----|

## UNIONS

|                              |     |
|------------------------------|-----|
| Black Malleable, EZ-Flo..... | 168 |
| Push-Fit, EZ-Flo .....       | 172 |
| Tube, EZ-Flo.....            | 173 |

## UNIT BEARING

|                             |         |
|-----------------------------|---------|
| Motors, FASCO .....         | 289     |
| Motors, Morrill Motors..... | 297     |
| Motors, Packard .....       | 307-309 |

## UNIT HEATER

|                       |     |
|-----------------------|-----|
| Motors, Packard ..... | 309 |
|-----------------------|-----|

## UNIVERSAL

|                                    |     |
|------------------------------------|-----|
| Dye Solutions, Yellow Jacket ..... | 412 |
|------------------------------------|-----|

## UNIWELD

|                                   |     |
|-----------------------------------|-----|
| Brazing & Welding Tips .....      | 424 |
| Brazing Tips.....                 | 424 |
| Carriers, Cylinder.....           | 425 |
| Combustion Kits .....             | 425 |
| Combustion Torch Tips .....       | 425 |
| Cutters, Tube.....                | 392 |
| Cutting Tips .....                | 424 |
| Flame Barriers .....              | 426 |
| Flint Lighters.....               | 425 |
| Gauges, Series G .....            | 425 |
| Hand Torches .....                | 424 |
| Handles, Welding .....            | 424 |
| Hoses, Single & Twin .....        | 425 |
| Leak Detector Kits .....          | 383 |
| Manifolds .....                   | 425 |
| Manometers, Water-Type.....       | 410 |
| Nitrogen Flowmeters .....         | 426 |
| Refrigerant Scales .....          | 386 |
| Regulators .....                  | 426 |
| Regulators, Acetylene .....       | 424 |
| Regulators, Nitrogen.....         | 426 |
| Replacement Gauges.....           | 425 |
| Screwdrivers.....                 | 451 |
| Sludge Sucker Kits .....          | 426 |
| Sludge Sucker Maintenance Kits... | 426 |
| Tool Accessories .....            | 425 |

## UNIWELD, CONTINUED

|                                |     |
|--------------------------------|-----|
| Tube Benders .....             | 400 |
| Tuning Fork Tips.....          | 424 |
| Vacuum Pumps .....             | 378 |
| Valve Core Removal Tools ..... | 383 |
| Vapor Charging Devices .....   | 426 |
| Welding & Brazing Outfits..... | 426 |
| Welding & Brazing Tips .....   | 424 |
| Wrenches, Box .....            | 455 |
| Wrenches, Ratchet .....        | 394 |

## UPPER MOUNTING

|                          |    |
|--------------------------|----|
| Brackets, Whirlpool..... | 63 |
|--------------------------|----|

## UPPER RACK

|                                    |    |
|------------------------------------|----|
| Roller Kits, General Electric..... | 33 |
|------------------------------------|----|

## UPPER RACK-DISHWASHER

|                                   |    |
|-----------------------------------|----|
| Wheel Assemblies, Whirlpool ..... | 62 |
|-----------------------------------|----|

## URINAL REPAIR KITS

|            |     |
|------------|-----|
| Sloan..... | 223 |
|------------|-----|

## USD PRODUCTS

|                           |         |
|---------------------------|---------|
| Compression Unions .....  | 119     |
| Dishwasher Elbows .....   | 121     |
| Dishwasher Supply .....   | 122     |
| Dryer Cords .....         | 133     |
| Female Connectors .....   | 119     |
| Gas Connectors.....       | 115-118 |
| Gas Fittings.....         | 118     |
| Gas Shut Off Valves ..... | 119     |
| I/M Adapters .....        | 151     |
| Icemaker Supply .....     | 152-153 |
| Male Elbows .....         | 119     |
| Range Cords.....          | 99      |
| Washer Hoses .....        | 141     |

## U-SHAPED

|                         |     |
|-------------------------|-----|
| Connectors, Supco ..... | 423 |
|-------------------------|-----|

## USI ELECTRIC

|  |         |
|--|---------|
| Alarm Kits, Smoke & Fire.....                | 234     |
| Alarms, CO & Natural Gas.....                | 236     |
| Alarms, Smoke & Fire .....                   | 234-236 |
| Carbon Monoxide Alarms .....                 | 236     |
| Fans, Ventilation .....                      | 191     |
| Lighting Systems .....                       | 236     |
| Relays.....                                  | 234     |
| Smoke & Fire Alarms .....                    | 235     |
| Smoke, Fire & Carbon Monoxide<br>Alarms..... | 235-236 |

## UTILITY

|                                 |         |
|---------------------------------|---------|
| Drawer Glides, Electrolux ..... | 18      |
| Knives, EZ-Flo .....            | 454-455 |
| Motor Kits, Supco .....         | 337     |
| Motors, ERP .....               | 166     |

## UTILITY FAN

|                           |         |
|---------------------------|---------|
| Motor Kits, Packard ..... | 310     |
| Motors, Packard.....      | 309-310 |

## UTILITY LIFTS

|            |     |
|------------|-----|
| Supco..... | 472 |
|------------|-----|

## UV

|                                  |     |
|----------------------------------|-----|
| Lamp Accessories, Yellow Jacket. | 419 |
|----------------------------------|-----|

## UV LIGHT KITS

|                           |     |
|---------------------------|-----|
| Mach IV, Mastercool ..... | 385 |
|---------------------------|-----|

# V

## VACUUM

|                           |         |
|---------------------------|---------|
| Breakers, EZ-Flo.....     | 224     |
| Gauges, Mastercool.....   | 378     |
| Pumps, Mastercool .....   | 377-378 |
| Pumps, Yellow Jacket..... | 399     |

## VACUUM BREAKER KITS

|            |     |
|------------|-----|
| Sloan..... | 222 |
|------------|-----|

## VACUUM GAUGES

|                         |         |
|-------------------------|---------|
| Digital, Supco.....     | 420     |
| Electronic, Supco ..... | 420     |
| Supco.....              | 379     |
| Yellow Jacket .....     | 378-379 |

## VACUUM PUMP

|                  |     |
|------------------|-----|
| Oil, VAPCO ..... | 373 |
|------------------|-----|

## VACUUM PUMP OIL

|                     |     |
|---------------------|-----|
| Yellow Jacket ..... | 373 |
|---------------------|-----|

## VACUUM PUMPS

|               |     |
|---------------|-----|
| Uniweld ..... | 378 |
|---------------|-----|

## VACUUM SENTRY

|            |     |
|------------|-----|
| Supco..... | 379 |
|------------|-----|

## VACUUM/CHARGE VALVE & CORE TOOLS

|              |     |
|--------------|-----|
| MA-Line..... | 321 |
|--------------|-----|

## VALVE

|                                |     |
|--------------------------------|-----|
| Connectors, Supco .....        | 423 |
| Depressors, Supco .....        | 422 |
| Replacement Parts, Supco ..... | 422 |

## VALVE ADAPTERS

|                     |     |
|---------------------|-----|
| Yellow Jacket ..... | 414 |
|---------------------|-----|

## VALVE ASSEMBLIES

|                             |    |
|-----------------------------|----|
| Dispenser, Electrolux ..... | 10 |
|-----------------------------|----|

## VALVE CORE

|                                    |     |
|------------------------------------|-----|
| Caps, MA-Line .....                | 320 |
| Removers, MA-Line .....            | 320 |
| Removers, Mastercool .....         | 383 |
| Removers/Installers, Mastercool... | 382 |

## VALVE CORE REMOVAL TOOLS

|               |     |
|---------------|-----|
| Uniweld ..... | 383 |
|---------------|-----|

## VALVE SETS

|                            |     |
|----------------------------|-----|
| Shut-Off, Mastercool ..... | 382 |
|----------------------------|-----|

## VALVE TOOLS

|                           |         |
|---------------------------|---------|
| Ball, Yellow Jacket ..... | 399     |
| Yellow Jacket .....       | 414-415 |

# INDEX

## VALVES

|                                    |          |
|------------------------------------|----------|
| Angle, EZ-Flo.....                 | 173      |
| Ball, EZ-Flo.....                  | 224      |
| Can Tap, Mastercool.....           | 390      |
| Control, Mastercool.....           | 383      |
| Dishwasher, Horton.....            | 121      |
| Drain, EZ-Flo.....                 | 130      |
| Fill, EZ-Flo.....                  | 221      |
| Flow-Control, Supco.....           | 422      |
| Flush, EZ-Flo.....                 | 221      |
| Gas Retention, Yellow Jacket.....  | 413      |
| Gas, EZ-Flo.....                   | 119      |
| Gate, EZ-Flo.....                  | 224      |
| Ice Machine, Horton.....           | 151      |
| Inlet, Electrolux.....             | 1        |
| Inlet, ERP.....                    | 142      |
| Inlet, General Electric.....       | 38       |
| Laundry, Horton.....               | 143      |
| Line Service, Supco.....           | 421      |
| Line, Supco.....                   | 422      |
| Needle, EZ-Flo.....                | 149      |
| Piercing, Supco.....               | 421      |
| Refrigeration, Horton.....         | 150      |
| Relief, EZ-Flo.....                | 225      |
| Rubber Injector, Whirlpool.....    | 74       |
| Saddle, EZ-Flo.....                | 149      |
| Saddle, Supco.....                 | 421      |
| Safety, Electrolux.....            | 16, 19   |
| Safety, ERP.....                   | 114      |
| Safety, Whirlpool.....             | 84       |
| Self-Tapping, Supco.....           | 149      |
| Service, Supco.....                | 422      |
| Shut-Off, Dormont.....             | 119      |
| Shut-Off, Mastercool.....          | 382      |
| Stop, EZ-Flo.....                  | 211–213  |
| Straight, EZ-Flo.....              | 171, 173 |
| Tee Fitting Service, Supco.....    | 421      |
| Temperature, EZ-Flo.....           | 130      |
| Washer, ERP.....                   | 142      |
| Water Inlet, Electrolux.....       | 10       |
| Water Inlet, General Electric..... | 31       |
| Water Inlet, Whirlpool.....        | 64, 73   |
| Water, Electrolux.....             | 20, 22   |
| Water, Whirlpool.....              | 88       |

## VANDALISM MARK REMOVER

|            |     |
|------------|-----|
| VAPCO..... | 369 |
|------------|-----|

## VANE KITS

|                 |    |
|-----------------|----|
| Electrolux..... | 11 |
|-----------------|----|

## VANITIES

|                                 |     |
|---------------------------------|-----|
| Chianti Collection, EZ-Flo..... | 231 |
| Sienna Collection, EZ-Flo.....  | 231 |

## VANITY TOPS

|             |     |
|-------------|-----|
| EZ-Flo..... | 232 |
|-------------|-----|

## VAPCO

|                            |     |
|----------------------------|-----|
| Adhesives.....             | 457 |
| Adhesives, Industrial..... | 456 |

## VAPCO, CONTINUED

|                                    |          |
|------------------------------------|----------|
| Adhesives, Spray.....              | 457      |
| Antifreeze, Arctic Protection..... | 373      |
| Antifreeze, Ethelyne Glycol.....   | 373      |
| Cleaners, Coil.....                | 369–371  |
| Cleaners, Condenser Coil.....      | 371      |
| Cleaners, Electrical Contact.....  | 369      |
| Cleaners, Ice Machine.....         | 372      |
| Coil Cleaners.....                 | 366      |
| Coil Protectants.....              | 366      |
| Cords, Sealing & Caulking.....     | 473      |
| Covers, Shoe.....                  | 477      |
| Coveralls.....                     | 476      |
| Degreasers.....                    | 368, 370 |
| Deoderants.....                    | 366      |
| Detectors, Leak.....               | 372      |
| Disinfectant Foggers.....          | 366      |
| Disinfectants, Killz-It.....       | 369      |
| Drain Cleaners.....                | 367      |
| Drain Pan Strips, Sani-Pan.....    | 373      |
| Drain Pan Tablets, Pan Pills.....  | 373      |
| Dressing, Belt.....                | 469      |
| Dry Lubricant Spray.....           | 367      |
| Evaporator Cleaners.....           | 367      |
| Flushes, A/C System.....           | 373      |
| Galvanize Coatings.....            | 367      |
| Gloves, Chemical-Resistant.....    | 476      |
| Hand Cleaners.....                 | 367–368  |
| Heat Dissipating Spray.....        | 367–368  |
| Insect Repellents.....             | 368      |
| Insecticides.....                  | 470      |
| Insulation, Pipe.....              | 370      |
| Lubricants.....                    | 368, 469 |
| Metal Parts Protector.....         | 368      |
| Odor Counteractants.....           | 368      |
| Oil, Vacuum Pump.....              | 373      |
| Removers, Scale.....               | 372–373  |
| Sealants, Duct.....                | 470      |
| Spray Bottles, Trigger.....        | 371      |
| Sprayers.....                      | 370      |
| Sprayers, General-Purpose.....     | 369      |
| Sprayers, Hand.....                | 371      |
| Sprayers, Multi-Purpose.....       | 369      |
| Sprayers, Pump.....                | 371      |
| Sprays, Silicone.....              | 469      |
| Tape, Insulating.....              | 474      |
| Towels, Hand Cleaning.....         | 475      |
| Vandalism Mark Remover.....        | 369      |

## VAPOR CHARGING DEVICES

|              |     |
|--------------|-----|
| Uniweld..... | 426 |
|--------------|-----|

## VARIABLE PITCH

|                                |     |
|--------------------------------|-----|
| Pulleys, Jason Industrial..... | 145 |
|--------------------------------|-----|

## V-BELTS

|                               |     |
|-------------------------------|-----|
| Jason Industrial.....         | 145 |
| Washer, Electrolux.....       | 13  |
| Washer, General Electric..... | 40  |

## VENT

|                              |          |
|------------------------------|----------|
| Grills, Whirlpool.....       | 80       |
| Hoods, Deflect-o.....        | 183      |
| Hoods, Dundas Jafine.....    | 186–189  |
| Hook-Up Kits, Deflect-o..... | 181, 183 |
| Motors, ERP.....             | 192      |
| Pipes, Deflect-o.....        | 178      |

## VENT BOXES

|                              |     |
|------------------------------|-----|
| Aluminum, Dundas Jafine..... | 190 |
|------------------------------|-----|

## VENT COVERS

|                    |     |
|--------------------|-----|
| Dundas Jafine..... | 185 |
|--------------------|-----|

## VENT HOOD

|                  |     |
|------------------|-----|
| Motors, ERP..... | 192 |
|------------------|-----|

## VENT HOODS

|                          |         |
|--------------------------|---------|
| Dryer, Deflect-o.....    | 181–182 |
| Louvered, Deflect-o..... | 181     |

## VENT KITS

|                       |         |
|-----------------------|---------|
| Dryer, Deflect-o..... | 180–181 |
| Dundas Jafine.....    | 184     |

## VENTILATION

|                         |     |
|-------------------------|-----|
| Fans, USI Electric..... | 191 |
|-------------------------|-----|

## VENTILATOR

|                    |     |
|--------------------|-----|
| Motors, Supco..... | 192 |
|--------------------|-----|

## VENTILATOR & UNIT HEATER

|                    |     |
|--------------------|-----|
| Motors, FASCO..... | 291 |
|--------------------|-----|

## VENTS

|                         |     |
|-------------------------|-----|
| Deflect-o.....          | 184 |
| Dryer, Deflect-o.....   | 181 |
| Exhaust, Deflect-o..... | 184 |

## VIBRATION

|                           |     |
|---------------------------|-----|
| Eliminators, MA-Line..... | 317 |
|---------------------------|-----|

## VIBRATION ABSORBER PADS

|          |     |
|----------|-----|
| ERP..... | 470 |
|----------|-----|

## VIBRATION PADS

|              |     |
|--------------|-----|
| MA-Line..... | 470 |
|--------------|-----|

## VIDEO

|                          |     |
|--------------------------|-----|
| Borescopes, MA-Line..... | 433 |
|--------------------------|-----|

## VIEWERS

|                   |     |
|-------------------|-----|
| Door, EZ-Flo..... | 228 |
|-------------------|-----|

## VINYL

|                           |     |
|---------------------------|-----|
| Ducts, Dundas Jafine..... | 187 |
| Grommets, MA-Line.....    | 469 |
| Host, Deflect-o.....      | 179 |
| Tubing, MA-Line.....      | 475 |

## VITREOUS CHINA

|                      |     |
|----------------------|-----|
| Toilets, EZ-Flo..... | 230 |
|----------------------|-----|

## VOLTAGE

|                         |          |
|-------------------------|----------|
| Detectors, MA-Line..... | 434      |
| Testers, MA-Line.....   | 432, 434 |

## VOLTAGE DETECTORS

|          |     |
|----------|-----|
| ERP..... | 435 |
|----------|-----|



# INDEX

## W

### WALL

|                       |     |
|-----------------------|-----|
| Caps, Deflect-o.....  | 186 |
| Outlets, EZ-Flo.....  | 200 |
| Switches, EZ-Flo..... | 199 |

### WALL MOUNT

|                      |     |
|----------------------|-----|
| Faucets, EZ-Flo..... | 207 |
|----------------------|-----|

### WALL SWITCH

|                          |     |
|--------------------------|-----|
| Receptacles, EZ-Flo..... | 199 |
|--------------------------|-----|

### WALLPLATES

|                          |     |
|--------------------------|-----|
| Combination, EZ-Flo..... | 199 |
| Deco, EZ-Flo.....        | 200 |
| Duplex, EZ-Flo.....      | 199 |
| EZ-Flo.....              | 200 |

### WASHER

|  |     |
|--|-----|
| Agitator Assemblies, Whirlpool.....            | 76  |
| Agitators, General Electric.....               | 39  |
| Belts, ERP.....                                | 133 |
| Belts, General Electric.....                   | 40  |
| Bolt Kits, Whirlpool.....                      | 74  |
| Clutch Assemblies, Whirlpool.....              | 75  |
| Control Boards, Electrolux.....                | 9   |
| Control Boards, General Electric.....          | 37  |
| Control Knobs, General Electric.....           | 41  |
| Door Latch Assemblies, Whirlpool.....          | 77  |
| Drain Pump Assemblies, Whirlpool.....          | 74  |
| Drip Pans, General Electric.....               | 41  |
| Drive Assemblies, Whirlpool.....               | 75  |
| Drive Belts, Electrolux.....                   | 13  |
| Drive Blocks, Whirlpool.....                   | 76  |
| Fuse Links, General Electric.....              | 41  |
| Gear Cases, Whirlpool.....                     | 76  |
| Hoses, General Electric.....                   | 40  |
| Hub Nuts, General Electric.....                | 41  |
| Knobs, Whirlpool.....                          | 76  |
| Lid Switch Assemblies, Whirlpool.....          | 72  |
| Lock Plates, Electrolux.....                   | 13  |
| Microcomputers, Whirlpool.....                 | 77  |
| Motors, Electrolux.....                        | 13  |
| Motors, General Electric.....                  | 38  |
| Motors, Whirlpool.....                         | 76  |
| Overlays, Whirlpool.....                       | 78  |
| Pulley & Bearing Kits, Whirlpool.....          | 78  |
| Pump Assemblies, General Electric.....         | 38  |
| Pump Assemblies, Whirlpool.....                | 76  |
| Pump Motors, General Electric.....             | 38  |
| Pumps, Electrolux.....                         | 10  |
| Rod & Spring Assemblies, General Electric..... | 39  |
| Seal Kits, Whirlpool.....                      | 72  |
| Shipping Bolts, General Electric.....          | 41  |
| Shock Absorbers, Whirlpool.....                | 77  |
| Split Rings, General Electric.....             | 37  |
| Springs, Electrolux.....                       | 13  |
| Springs, Whirlpool.....                        | 79  |

### WASHER, CONTINUED

|  |     |
|--|-----|
| Suspensions, Whirlpool.....                          | 79  |
| Switches, Whirlpool.....                             | 79  |
| T-Bearings, Electrolux.....                          | 13  |
| Thrust Bearings, General Electric.....               | 37  |
| Timers, Electrolux.....                              | 10  |
| Timers, General Electric.....                        | 38  |
| Timers, Whirlpool.....                               | 78  |
| Transmission/Brake Assemblies, General Electric..... | 39  |
| Tub Bearing Kits, Whirlpool.....                     | 78  |
| Tub Seals, General Electric.....                     | 39  |
| Tub Spins, Electrolux.....                           | 12  |
| Valves, ERP.....                                     | 142 |
| V-Belts, Electrolux.....                             | 13  |
| V-Belts, General Electric.....                       | 40  |

### WASHER DRAIN PUMPS

|            |         |
|------------|---------|
| Supco..... | 143–144 |
|------------|---------|

### WASHER HOSES

|                   |     |
|-------------------|-----|
| USD Products..... | 141 |
|-------------------|-----|

### WASHER MOTOR

|                         |    |
|-------------------------|----|
| Stators, Whirlpool..... | 78 |
|-------------------------|----|

### WASHER PUMP

|            |     |
|------------|-----|
| Supco..... | 144 |
|------------|-----|

### WASHER PUMP ASSEMBLY

|            |     |
|------------|-----|
| Supco..... | 143 |
|------------|-----|

### WASHER RECIRCULATION PUMPS

|            |     |
|------------|-----|
| Supco..... | 143 |
|------------|-----|

### WASHER WATER INLET VALVES

|            |     |
|------------|-----|
| Supco..... | 144 |
|------------|-----|

### WASHER WATER VALVES

|            |          |
|------------|----------|
| Supco..... | 144, 151 |
|------------|----------|

### WASHERS

|                             |     |
|-----------------------------|-----|
| Drum Roller, Whirlpool..... | 67  |
| Fill Hose, Electrolux.....  | 12  |
| Hinge, Electrolux.....      | 26  |
| Hose, ERP.....              | 142 |
| Hose, EZ-Flo.....           | 142 |
| Hose, Horton.....           | 142 |
| Hub, General Electric.....  | 40  |
| Slip-Joint, EZ-Flo.....     | 214 |
| Thrust, Whirlpool.....      | 74  |

### WASHING MACHINE

|                              |         |
|------------------------------|---------|
| Cleaners, Summit Brands..... | 365     |
| Hoses, EZ-Flo.....           | 139–140 |

### WASHING MACHINE HOSES

|                       |     |
|-----------------------|-----|
| Jason Industrial..... | 139 |
|-----------------------|-----|

### WASTE

|                      |     |
|----------------------|-----|
| Outlets, EZ-Flo..... | 215 |
|----------------------|-----|

### WASTE ARMS

|             |         |
|-------------|---------|
| EZ-Flo..... | 214–215 |
|-------------|---------|

### WATER

|                                |        |
|--------------------------------|--------|
| Actuators, Electrolux.....     | 20     |
| Filters, Electrolux.....       | 21–22  |
| Filters, General Electric..... | 58–60  |
| Filters, Whirlpool.....        | 89–91  |
| Slingers, FASCO.....           | 296    |
| Valves, Electrolux.....        | 20, 22 |
| Valves, Whirlpool.....         | 88     |

### WATER DISPENSER

|                              |    |
|------------------------------|----|
| Tubes, General Electric..... | 52 |
|------------------------------|----|

### WATER FILTER

|                                    |    |
|------------------------------------|----|
| Adapters, General Electric.....    | 60 |
| Housing Assemblies, Whirlpool..... | 87 |
| O-Rings, General Electric.....     | 60 |

### WATER FILTERS

|            |         |
|------------|---------|
| Supco..... | 148–149 |
|------------|---------|

### WATER HEATER

|                              |         |
|------------------------------|---------|
| Connectors, EZ-Flo.....      | 130     |
| Controls, White-Rodgers..... | 129     |
| Elements, Backer-EHP.....    | 128–129 |
| Pans, EZ-Flo.....            | 130     |
| Stands, EZ-Flo.....          | 130     |
| Thermostats, Backer-EHP..... | 129     |

### WATER HEATER INSTALLATION KITS

|                       |     |
|-----------------------|-----|
| Electric, EZ-Flo..... | 129 |
|-----------------------|-----|

### WATER HEATERS

|                         |     |
|-------------------------|-----|
| Connectors, EZ-Flo..... | 129 |
|-------------------------|-----|

### WATER INLET

|                               |        |
|-------------------------------|--------|
| Valves, Electrolux.....       | 10     |
| Valves, General Electric..... | 31     |
| Valves, Whirlpool.....        | 64, 73 |

### WATER INLET VALVES

|            |              |
|------------|--------------|
| Supco..... | 121, 151–152 |
|------------|--------------|

### WATER LEVEL

|  |    |
|--|----|
| Pressure Switches, General Electric..... | 39 |
|--|----|

### WATER TEMPERATURE

|                          |    |
|--------------------------|----|
| Switches, Whirlpool..... | 79 |
|--------------------------|----|

### WATER TEST KITS

|                   |     |
|-------------------|-----|
| Summit Brand..... | 366 |
|-------------------|-----|

### WATER VALVE ASSEMBLIES

|                                     |    |
|-------------------------------------|----|
| Refrigerator, General Electric..... | 51 |
|-------------------------------------|----|

### WATER VALVE KITS

|                          |    |
|--------------------------|----|
| Icemaker, Whirlpool..... | 87 |
|--------------------------|----|

### WATER VALVES

|                                     |    |
|-------------------------------------|----|
| Refrigerator, General Electric..... | 51 |
| Solenoid, General Electric.....     | 52 |

### WATER-TYPE

|                                |     |
|--------------------------------|-----|
| Manometers, Uniweld.....       | 410 |
| Manometers, Yellow Jacket..... | 410 |

### WAVEGUIDES/STIRRER

|                  |     |
|------------------|-----|
| Covers, ERP..... | 111 |
|------------------|-----|

# INDEX

## WEATHER COVERS

MA-Line ..... 114

## WEDGES

Toilet, EZ-Flo ..... 223

## WELDER'S TOOTHBRUSHES

MA-Line ..... 375

## WELDING

Handles, Uniweld ..... 424

## WELDING & BRAZING OUTFITS

Uniweld ..... 426

## WELDING & BRAZING TIPS

Uniweld ..... 424

## WHEEL ASSEMBLIES

Dishwasher, Whirlpool ..... 63

Lower Rack-Dishwasher, Whirlpool ..... 62

Upper Rack-Dishwasher, Whirlpool ..... 62

## WHEEL AXLES

Roller, General Electric ..... 33

## WHEELS

Appliance Dolly, Yeats ..... 445

Blower, Electrolux ..... 1

Blower, FASCO ..... 272

Blower, Whirlpool ..... 68

## WHIPS

A/C, MA-Line ..... 315–316

## WHIRLPOOL

Actuators, Trash Compactor ..... 61

Adapters, Faucet ..... 65

Agitator Assemblies, Washer ..... 76

Air Diffuser Assemblies, Refrigerator ..... 88

Arms, Idler ..... 72

Arms, Spray ..... 61

Axles, Rack Roller ..... 62

Baffles, Tub ..... 77

Bags, Trash Compactor ..... 61

Balance Springs, Door ..... 63

Balls, Lid Hinge ..... 73

Baskets, Silverware ..... 64

Bearings, Dishwasher ..... 62

Bellows/Seals, Tub ..... 77

Belts, Drive ..... 64, 73

Belts, Dryer ..... 68

Belts, Transmission & Pump ..... 73

Bins, Refrigerator ..... 87

Blocks, Terminal ..... 84

Bolt Kits, Washer ..... 74

Bolts, Agitator ..... 75

Boot & Gasket Assemblies, Door-  
Washer ..... 78

Brackets, Anti-Tip ..... 84

Brackets, Mounting ..... 63

Brackets, Upper Mounting ..... 63

Brush & Spring Assemblies ..... 91

Bumpers, Lid ..... 73

Burner Heads, Sealed ..... 84

## WHIRLPOOL, CONTINUED

Cam Kits, Agitator ..... 75

Cams, Door Closer ..... 86

Caps, Rinse Aid ..... 64

Catches, Door ..... 71

Chopper & Impeller Kits ..... 61

Chopper Assemblies, Dishwasher ..... 63

Chutes, Ice ..... 86

Cleaners, Dishwasher & Disposal ..... 65

Clips, Tine Pivot ..... 63

Clutch Assemblies, Washer ..... 75

Coil Kits, Gas Valve ..... 67

Compressors, Refrigerator ..... 91

Control Assemblies, Range ..... 83

Control Board Kits, PC ..... 89

Control Boards, Defrost ..... 89

Control Boards, Dishwasher ..... 64

Control Boards, Dryer ..... 70

Control Boards, Electronic ..... 90

Control Boards, Ignition ..... 83

Control Knobs, Range ..... 82

Control Modules, Motor ..... 90

Conversion Kits, Gas ..... 65

Couplings, Auger Motor ..... 91

Couplings, Drive ..... 79

Couplings, Motor ..... 78

Cover Plates, Terminal Block ..... 69

Covers, Lint Filter/Screen ..... 71

Cut-Off Kits, Thermal ..... 67

Discharges, Housing Assembly ..... 64

Dispensers, Detergent ..... 65

Disposers, Garbage ..... 61

Dogs, Agitator ..... 72

Door Latch Assemblies, Washer ..... 77

Door Strike & Latch Kits, Dryer ..... 66

Drain Pump Assemblies, Washer ..... 74

Drip Bowls, Black ..... 83

Drip Bowls, Chrome ..... 83

Drive Assemblies, Washer ..... 75

Drive Blocks, Washer ..... 76

Drums, Ice Bucket ..... 89

Dryers, Service ..... 91

Elbows, Close ..... 71

Elements, Bake & Broil ..... 81

Elements, Heating ..... 63

Elements, Range Surface ..... 82

End Caps, Refrigerator ..... 86

Endcap Kits, Door Handle ..... 86

Feet, Leveling ..... 66, 74

Filters, Grease ..... 80

Filters, Charcoal ..... 79

Filters, Grease ..... 82

Filters, Lint ..... 68

Filters, Water ..... 89–91

Fittings, Elbow ..... 65

Fuse Kits, Thermal ..... 61–62

Fuses, Bi-Metal ..... 72

Fuses, Ceramic ..... 80

## WHIRLPOOL, CONTINUED

Fuses, Thermal ..... 69

Gaskets, Center Post ..... 75

Gaskets, Door ..... 62, 91

Gaskets, Oven Door ..... 84

Gear Cases, Washer ..... 76

Glass, Oven Door ..... 80

Glide Kits, Bearing ..... 71

Glides, Drum ..... 71

Glides, Range ..... 83

Grates, Burner ..... 83

Grills, Vent ..... 80

Handles, Door ..... 76

Heat Probes, Drain Hole ..... 86

Heaters, Defrost ..... 90

Heaters, Dryer ..... 70

Hinges, Lid ..... 78

Hinges, Oven Door ..... 83

Hoses, Drain ..... 63, 77

Hoses, Fill ..... 64

Hoses, Pump-To-Tub ..... 75

Housing Assemblies, Water Filter ..... 87

Housings, Bracket ..... 87

Ice Door Kits, Icemaker ..... 90

Icemaker Assemblies, Refrigerator ..... 87

Icemaker Kits, Refrigerator ..... 89

Igniter Assemblies, Gas Range ..... 83

Igniters, Gas Dryer ..... 66

Igniters, Surface ..... 83

Knobs, Dryer ..... 71

Knobs, Washer ..... 76

Latches, Door ..... 65

Latches, Door Handle ..... 63

Light Bulbs, Appliance ..... 81

Light Bulbs, Microwave ..... 80

Light Bulbs, Oven ..... 83

Light Bulbs, Surface-Microwave ..... 80

Links, Door ..... 63

Links, Door Spring ..... 62

Meters, Flow ..... 78

Microcomputers, Washer ..... 77

Motor Controls, Electronic ..... 77

Motor Modules, Icemaker ..... 89

Motors, Auger ..... 88

Motors, Condenser Fan ..... 86

Motors, Dryer ..... 66

Motors, Evaporator Fan ..... 85

Motors, Washer ..... 76

Nozzles, Fill Injector ..... 74

Nuts, Dishwasher ..... 63

O-Rings, Agitator ..... 78

Overlays, Washer ..... 78

Overloads, Refrigerator ..... 85

Pads, Burner Grate ..... 83

Pads, Dryer ..... 71

Pads, Rubber Foot ..... 74

Pads, Tub Wear ..... 75

Paints, Spray ..... 75

# INDEX

## WHIRLPOOL, CONTINUED

|   |        |
|---|--------|
| Paints, Touch-Up.....                       | 72     |
| Pans, Refrigerator.....                     | 87     |
| Plates, Timer Dial.....                     | 71     |
| Pulley & Bearing Kits, Washer.....          | 78     |
| Pulley Kits, Idler.....                     | 66     |
| Pulleys, Idler.....                         | 68     |
| Pump & Motor Assemblies,<br>Dishwasher..... | 64     |
| Pump & Motor Assemblies,<br>Icemaker.....   | 89     |
| Pump Assemblies, Washer.....                | 76     |
| Rack Assemblies, Lower.....                 | 65     |
| Racks, Oven.....                            | 85     |
| Receptacles, Surface Burner.....            | 81     |
| Relays, Power.....                          | 69     |
| Relays, Refrigerator.....                   | 85     |
| Repair Kits, Dryer.....                     | 70     |
| Rings, Retaining.....                       | 91     |
| Roller Shafts, Tumbler.....                 | 72     |
| Rollers, Drum.....                          | 70     |
| Run Capacitors, Compressor.....             | 90     |
| Screws, Appliance.....                      | 85     |
| Seal Kits, Washer.....                      | 72     |
| Seals, Felt.....                            | 67     |
| Sensors, Flame.....                         | 67     |
| Sensors, Temperature.....                   | 84     |
| Shock Absorbers, Washer.....                | 77     |
| Slides, Refrigerator Pan.....               | 88     |
| Spring Kits, Door.....                      | 61     |
| Spring Steels, Actuator.....                | 68     |
| Springs, Suspension.....                    | 72     |
| Springs, Torsion.....                       | 80     |
| Springs, Washer.....                        | 79     |
| Stacking Kits, Dryer.....                   | 70     |
| Start Devices, Compressor.....              | 90     |
| Stators, Washer Motor.....                  | 78     |
| Stripper Arms, Icemaker.....                | 91     |
| Supports, Door Shelf.....                   | 88     |
| Suspensions, Washer.....                    | 79     |
| Switch Kits, Rotor Position.....            | 79     |
| Switches, Door.....                         | 63, 70 |
| Switches, Infinite.....                     | 82     |
| Switches, Lid Check.....                    | 73     |
| Switches, Push-To-Start.....                | 70     |
| Switches, Rocker Arm.....                   | 86     |
| Switches, Sensor.....                       | 79     |
| Switches, Start.....                        | 69     |
| Switches, Washer.....                       | 79     |
| Switches, Water Temperature.....            | 79     |
| Terminal Block Kits, Dryer.....             | 66     |
| Terminal Block Screw Kits, Dryer.....       | 66     |
| Terminators, Defrost.....                   | 88     |
| Thermistors, Dryer.....                     | 71     |
| Thermostat & Fuse Kits.....                 | 67     |
| Thermostat Controls, Refrigerator.....      | 88     |
| Thermostat Kits, Dryer.....                 | 66     |
| Thermostats, Dryer.....                     | 69     |

## WHIRLPOOL, CONTINUED

|  |        |
|--|--------|
| Thermostats, Safety.....                         | 84     |
| Timer Assemblies, Defrost.....                   | 90     |
| Timers, Defrost.....                             | 85     |
| Timers, Dryer.....                               | 71     |
| Timers, Washer.....                              | 78     |
| Trays, Turntable.....                            | 80     |
| Tub Bearing Kits, Washer.....                    | 78     |
| Tubes, Fill.....                                 | 87     |
| Tubes, Manifold.....                             | 62     |
| Tubs, Outer.....                                 | 78     |
| Valves, Rubber Injector.....                     | 74     |
| Valves, Safety.....                              | 84     |
| Valves, Water.....                               | 88     |
| Valves, Water Inlet.....                         | 64, 73 |
| Washers, Drum Roller.....                        | 67     |
| Washers, Thrust.....                             | 74     |
| Water Valve Kits, Icemaker.....                  | 87     |
| Wheel Assemblies, Dishwasher.....                | 63     |
| Wheel Assemblies, Lower Rack-<br>Dishwasher..... | 62     |
| Wheel Assemblies, Upper<br>Rack-Dishwasher.....  | 62     |
| Wheels, Blower.....                              | 68     |
| Wires, Connection.....                           | 66     |

## WHIRLPOOL BATH

|                              |     |
|------------------------------|-----|
| Cleaners, Summit Brands..... | 366 |
|------------------------------|-----|

## WHITENERS

|                             |     |
|-----------------------------|-----|
| Laundry, Summit Brands..... | 365 |
|-----------------------------|-----|

## WHITE-RODGERS

|   |         |
|---|---------|
| Control Systems, Evaporative<br>Cooler..... | 356     |
| Controls, SPDT.....                         | 359     |
| Controls, Water Heater.....                 | 129     |
| Definite Purpose Contactors.....            | 315     |
| Fan Controls.....                           | 352     |
| Fan/Limit Controls.....                     | 359     |
| Furnace Control Kits, Hot Surface.....      | 358     |
| Furnace Controls.....                       | 358     |
| Furnace Controls, Hot Surface.....          | 358     |
| Gas Valves.....                             | 360     |
| Ignition Controls, Intermittent Pilot.....  | 357     |
| Pilot Generators.....                       | 360–361 |
| Pilot Relight Controls.....                 | 360     |
| Relays, Enclosed Fan.....                   | 361     |
| Relays, Switching.....                      | 361     |
| Sensors, Flame.....                         | 356     |
| Sequencers, Electric Heat.....              | 356     |
| Switches, Air.....                          | 358     |
| Temperature Controls.....                   | 361     |
| Temperature Controls,<br>Refrigeration..... | 359     |
| Thermocouples.....                          | 360     |
| Thermostat Sensor.....                      | 356     |
| Thermostats, Digital.....                   | 354–355 |
| Thermostats, Line Voltage.....              | 356     |
| Thermostats, Mechanical.....                | 355     |

## WHITE-RODGERS, CONTINUED

|                             |     |
|-----------------------------|-----|
| Thermostats, Snap Disc..... | 359 |
| Transformers.....           | 315 |
| Zone Valves.....            | 359 |

## WINDOW

|                        |     |
|------------------------|-----|
| Plates, Deflect-o..... | 185 |
|------------------------|-----|

## WINDOW A/C

|                    |         |
|--------------------|---------|
| Motors, FASCO..... | 290–291 |
|--------------------|---------|

## WIPES

|                       |     |
|-----------------------|-----|
| Cleaning, EZ-Flo..... | 476 |
|-----------------------|-----|

## WIRE

|                          |         |
|--------------------------|---------|
| Connectors, MA-Line..... | 463–464 |
| Hanging, MA-Line.....    | 225     |
| Nuts, EZ-Flo.....        | 459     |
| Range, MA-Line.....      | 100     |
| Ties, MA-Line.....       | 464     |

## WIRE MARKER SYSTEMS

|              |     |
|--------------|-----|
| MA-Line..... | 206 |
|--------------|-----|

## WIRE STRIPPERS

|              |     |
|--------------|-----|
| MA-Line..... | 449 |
|--------------|-----|

## WIRE TIE

|                                 |     |
|---------------------------------|-----|
| Installation Guns, MA-Line..... | 464 |
|---------------------------------|-----|

## WIRE TIES

|              |     |
|--------------|-----|
| MA-Line..... | 464 |
|--------------|-----|

## WIRES

|                               |        |
|-------------------------------|--------|
| Connection, Whirlpool.....    | 66     |
| Range & Appliance, Supco..... | 99–100 |

## WORK

|                      |     |
|----------------------|-----|
| Lights, MA-Line..... | 448 |
|----------------------|-----|

## WORKLIGHTS

|                   |     |
|-------------------|-----|
| LED, MA-Line..... | 447 |
| MA-Line.....      | 446 |

## WORM DRIVE

|                        |     |
|------------------------|-----|
| Clamps, Deflect-o..... | 179 |
|------------------------|-----|

## WORM GEAR

|                        |     |
|------------------------|-----|
| Clamps, Deflect-o..... | 179 |
| Clamps, MA-Line.....   | 458 |

## WORM GEAR CLAMPS

|                    |     |
|--------------------|-----|
| Dundas Jafine..... | 190 |
|--------------------|-----|

## WOUND D.C.

|                    |     |
|--------------------|-----|
| Motors, FASCO..... | 289 |
|--------------------|-----|

## WRENCH BIT KITS

|              |     |
|--------------|-----|
| MA-Line..... | 453 |
|--------------|-----|

## WRENCH KIT

|                         |     |
|-------------------------|-----|
| Torque, Mastercool..... | 456 |
|-------------------------|-----|

## WRENCH SETS

|                         |         |
|-------------------------|---------|
| Hex, Yellow Jacket..... | 420     |
| MA-Line.....            | 452–453 |

## WRENCHES

|                         |     |
|-------------------------|-----|
| Adjustable, EZ-Flo..... | 455 |
| Basin, EZ-Flo.....      | 455 |

# INDEX

## WRENCHES, CONTINUED

|                               |     |
|-------------------------------|-----|
| Box, Uniweld.....             | 455 |
| Dumbbell, EZ-Flo.....         | 455 |
| Element, EZ-Flo.....          | 455 |
| Garbage Disposer, EZ-Flo..... | 455 |
| MA-Line.....                  | 453 |
| Pipe, EZ-Flo.....             | 455 |
| Ratchet, Mastercool.....      | 394 |
| Ratchet, Yellow Jacket.....   | 396 |
| Ratchet, Uniweld.....         | 394 |
| Ratchet, Yellow Jacket.....   | 419 |
| Spud, EZ-Flo.....             | 456 |
| Strainer, EZ-Flo.....         | 456 |
| Torque, EZ-Flo.....           | 456 |
| Tub Nut, ERP.....             | 456 |

## WRENCHES & ADAPTERS

|                             |     |
|-----------------------------|-----|
| Service, Yellow Jacket..... | 420 |
|-----------------------------|-----|

## WRINKLE REMOVERS

|                    |     |
|--------------------|-----|
| Summit Brands..... | 364 |
|--------------------|-----|

## Y

## YEATS

|                                 |         |
|---------------------------------|---------|
| Appliance Dolly Parts List..... | 444     |
| Dollies, Appliance.....         | 444-445 |
| Handles, Appliance Dolly.....   | 445     |
| Wheels, Appliance Dolly.....    | 445     |

## YELLOW JACKET

|                                |     |
|--------------------------------|-----|
| Adapter Cords.....             | 434 |
| Ball Valves, Compact.....      | 414 |
| Boots, Gauge.....              | 398 |
| Carrying Cases, Manifold.....  | 416 |
| Charging Adapters, Liquid..... | 404 |
| Charging Hose Repair Kits..... | 409 |

## YELLOW JACKET, CONTINUED

|                                       |                    |
|---------------------------------------|--------------------|
| Comb Sets, Fin.....                   | 395                |
| Couplers.....                         | 411, 415, 419, 397 |
| Cutters, Tubing.....                  | 398                |
| Detectors, Combustible Gas.....       | 410                |
| Detectors, Leak.....                  | 411                |
| Dye Injector Kits, A/C.....           | 409                |
| Dye Solutions, Universal.....         | 412                |
| Expander/Swaggers, Tubing.....        | 410                |
| Filters, Particulate.....             | 417                |
| Fin Straighteners.....                | 411                |
| Fittings, Braze-In.....               | 415                |
| Flare/Burnish Tools.....              | 419                |
| Flaring Tools.....                    | 393, 398, 413      |
| Gaskets & O-Rings, Quick Coupler..... | 414                |
| Gauges, Manifold.....                 | 397                |
| Gauges, Test.....                     | 417-418            |
| Hoses, Adapter.....                   | 414                |
| Hoses, Charging... ..                 | 408-409, 412-413   |
| Injectors, A/C Screw.....             | 419                |
| Injectors, Dye & Oil.....             | 419                |
| Lamp Accessories, UV.....             | 419                |
| Leak Detection.....                   | 384-385            |
| Lubricants, O-Ring.....               | 416                |
| Manifolds.....                        | 401, 403, 416      |
| Manifolds, Ammonia.....               | 416                |
| Manifolds, Single Gauge.....          | 417                |
| Manifolds, Test & Charging ..         | 405-406            |
| Manometers, Digital.....              | 419                |
| Manometers, Water-Type.....           | 410                |
| Mirrors, Inspection.....              | 420                |
| Openers, Adjust-A-Valve.....          | 415                |
| Parts Kits, Manifold.....             | 416                |
| Pinch-Off Tools.....                  | 411                |
| Pliers, Refrigerant Recovery.....     | 420                |
| Pressure Control Hoses.....           | 408                |
| Pullers, Fan Blade.....               | 420                |

## YELLOW JACKET, CONTINUED

|                                      |          |
|--------------------------------------|----------|
| Pumps, Oil.....                      | 400-401  |
| Pumps, Vacuum.....                   | 399      |
| Reamers, Tube.....                   | 419      |
| Recovery Machines, Refrigerant... .. | 411      |
| Replacement Parts, Manifold.....     | 415      |
| Scales, Electronic.....              | 404      |
| Scanners, Leak.....                  | 398      |
| Separator, Trap.....                 | 413      |
| Swaging/Flaring Tools.....           | 400      |
| Swaging Tools, Punch Type.....       | 396      |
| Test Gauges.....                     | 417      |
| Test Kits, Gas Pressure.....         | 396      |
| Tube Benders, Spring.....            | 408      |
| Tubing Bender Kits, Ratcheting....   | 399      |
| Tubing Benders, Heavy-Duty.....      | 400      |
| Tubing Cutters, Premium Series... .. | 404      |
| Vacuum Gauges.....                   | 378-379  |
| Vacuum Pump Oil.....                 | 373      |
| Valve Adapters.....                  | 414      |
| Valve Core Tools.....                | 415      |
| Valve Tools.....                     | 414      |
| Valve Tools, Ball.....               | 399      |
| Valves, Gas Retention.....           | 413      |
| Wrench Sets, Hex.....                | 420      |
| Wrenches & Adapters, Service.....    | 420      |
| Wrenches, Ratchet.....               | 396, 419 |

## Z

## ZIP CLEAN

|                            |     |
|----------------------------|-----|
| Coil Cleaners, EZ-Flo..... | 363 |
|----------------------------|-----|

## ZONE VALVES

|                    |     |
|--------------------|-----|
| White-Rodgers..... | 359 |
|--------------------|-----|

## PART NUMBER INDEX

|               |     |             |     |             |     |           |     |
|---------------|-----|-------------|-----|-------------|-----|-----------|-----|
| 00277         | 471 | 10025       | 207 | 1051-50     | 164 | 11775     | 408 |
| 00279         | 471 | 10029       | 207 | 10661       | 216 | 11799     | 408 |
| 00280         | 471 | 100-3131-12 | 115 | 10732       | 213 | 11983     | 408 |
| 00281         | 471 | 100-3131-18 | 115 | 10733       | 213 | 11984     | 408 |
| 00282         | 471 | 100-3131-24 | 115 | 10733AB*    | 213 | 11985     | 408 |
| 00283         | 471 | 100-3131-30 | 115 | 10738       | 212 | 11986     | 408 |
| 00284         | 471 | 100-3131-36 | 115 | 10738AB*    | 212 | 11988     | 408 |
| 00285         | 471 | 100-3131-48 | 115 | 10755       | 213 | 11QBP0234 | 104 |
| 00286         | 471 | 100-3131-60 | 115 | 10771       | 216 | 11QBP0235 | 104 |
| 00289         | 471 | 100-3131-72 | 115 | 10809       | 211 | 11QBP0236 | 104 |
| 00290         | 471 | 100-3132-12 | 116 | 10891       | 207 | 11QBP0237 | 104 |
| 00292         | 471 | 100-3132-18 | 116 | 10901       | 208 | 11QBP0526 | 104 |
| 01-2806       | 119 | 100-3132-24 | 116 | 10902       | 208 | 11QBP0529 | 104 |
| 01-2808       | 119 | 100-3132-30 | 116 | 10903       | 208 | 11QBP0530 | 104 |
| 01-2812       | 119 | 100-3132-36 | 116 | 10907       | 208 | 11QBPUNIV | 104 |
| 01-387        | 119 | 100-3132-48 | 116 | 10908       | 208 | 12001541  | 70  |
| 01-487        | 119 | 100-3132-60 | 116 | 10-9898-16  | 114 | 12001656  | 84  |
| 032           | 335 | 100-3132-72 | 116 | 10-9898-34  | 114 | 12001676  | 81  |
| 032FM         | 335 | 10035       | 297 | 10A-2131-18 | 114 | 12001908  | 73  |
| 032S          | 335 | 10036       | 297 | 10A-2131-24 | 114 | 12002213  | 78  |
| 04321         | 211 | 10037       | 308 | 10A-2131-30 | 114 | 12002533  | 78  |
| 04321AB*      | 211 | 10038       | 308 | 10A-2132-12 | 114 | 12002744  | 85  |
| 04322         | 211 | 10040       | 297 | 10QBP0228   | 106 | 1202      | 150 |
| 04322AB*      | 211 | 10046       | 216 | 10QBP0229   | 106 | 1204FF    | 140 |
| 04324         | 212 | 10048       | 216 | 10QBP0230   | 106 | 1205FF    | 140 |
| 04326         | 212 | 10050       | 297 | 10QBP0231   | 106 | 1205FFSS  | 141 |
| 04328         | 212 | 10052       | 297 | 10QBP0232   | 106 | 1206FF    | 140 |
| 04338         | 211 | 10053       | 216 | 10QBP0234   | 106 | 12112425  | 73  |
| 04347         | 212 | 10066       | 216 | 10QBP1000   | 106 | 12400035  | 83  |
| 04347AB*      | 212 | 10071       | 207 | 10QBP1003   | 106 | 1311-102  | 359 |
| 04348         | 212 | 10071AB*    | 207 | 10QBP1004   | 106 | 131264905 | 9   |
| 04348AB*      | 212 | 10073       | 207 | 10QBP1006   | 106 | 131268401 | 10  |
| 04352         | 212 | 10081       | 208 | 11012       | 408 | 131279001 | 11  |
| 04352AB*      | 212 | 10086       | 208 | 11024       | 408 | 131298300 | 5   |
| 0436118       | 129 | 10087       | 208 | 11036       | 408 | 131302800 | 30  |
| 0436124       | 129 | 10088AB*    | 208 | 11048       | 408 | 131359600 | 8   |
| 0436718       | 129 | 10090AB*    | 208 | 11060       | 408 | 131450300 | 8   |
| 0436915       | 129 | 10122       | 207 | 11072       | 408 | 131461200 | 12  |
| 0436918       | 129 | 10123       | 207 | 11096       | 408 | 131475320 | 6   |
| 0436924       | 129 | 10142       | 207 | 11110       | 408 | 131476300 | 1   |
| 0437015       | 130 | 10142AB*    | 207 | 11112       | 408 | 131525500 | 11  |
| 0437018       | 130 | 10149       | 207 | 11125       | 408 | 131545101 | 11  |
| 0437024       | 130 | 10149AB*    | 207 | 11150       | 408 | 131553900 | 6   |
| 0437118       | 130 | 10163AB*    | 207 | 11175       | 408 | 131560100 | 5   |
| 0437124       | 130 | 10-2121-18  | 114 | 1118894     | 86  | 131605901 | 10  |
| 0437715       | 129 | 10-2121-24  | 114 | 11200       | 408 | 131618500 | 12  |
| 0437718       | 129 | 10-2131-12  | 114 | 11212       | 408 | 131658800 | 8   |
| 0437724       | 129 | 10-2135-12  | 115 | 11224       | 408 | 131758600 | 10  |
| 04385         | 212 | 10-2135-24  | 115 | 11236       | 408 | 131763202 | 11  |
| 04387         | 212 | 10-2222-18  | 114 | 11248       | 408 | 131763302 | 11  |
| 04-90112-LF   | 153 | 10261       | 208 | 11260       | 408 | 131763310 | 11  |
| 04-90112SS-LF | 152 | 10277AB*    | 208 | 11272       | 408 | 131775600 | 5   |
| 04-90148-LF   | 153 | 10281       | 208 | 1129313     | 89  | 131784700 | 11  |
| 04-90148SS-LF | 152 | 10282N      | 208 | 1129316     | 89  | 131825900 | 7   |
| 04-90160-LF   | 153 | 10-3131-36  | 114 | 11296       | 408 | 131858004 | 9   |
| 04-90160SS-LF | 152 | 10-3131-48  | 114 | 11310       | 408 | 131858004 | 9   |
| 04-90172-LF   | 153 | 10-3132-24  | 114 | 11312       | 408 | 131862900 | 6   |
| 04-90172SS-LF | 152 | 10-3132-36  | 114 | 11325       | 408 | 131863007 | 6   |
| 04-90210-LF   | 153 | 103-3131-12 | 115 | 11350       | 408 | 131863100 | 6   |
| 04-90210SS-LF | 152 | 103-3131-18 | 115 | 11375       | 408 | 131873301 | 9   |
| 0525S         | 335 | 103-3131-24 | 115 | 11399       | 408 | 131873304 | 9   |
| 052S          | 335 | 103-3131-30 | 115 | 11482       | 410 | 131873500 | 9   |
| 053           | 335 | 103-3131-36 | 115 | 1160-50     | 164 | 131965300 | 9   |
| 053S          | 335 | 103-3131-48 | 115 | 1160-50     | 164 | 134011703 | 9   |
| 082S          | 335 | 103-3131-60 | 115 | 11612       | 408 | 134042800 | 9   |
| 083           | 335 | 103-3131-72 | 115 | 11624       | 408 | 134043000 | 9   |
| 083S          | 335 | 103-3132-12 | 116 | 11636       | 408 | 134051000 | 6   |
| 084S          | 335 | 103-3132-18 | 116 | 11648       | 408 | 134051003 | 13  |
| 10002         | 297 | 103-3132-24 | 116 | 11660       | 408 | 134101400 | 5   |
| 10005         | 297 | 103-3132-30 | 116 | 11672       | 408 | 134101800 | 11  |
| 10006         | 297 | 103-3132-36 | 116 | 11696       | 408 | 134120900 | 5   |
| 10009         | 297 | 103-3132-48 | 116 | 11710       | 408 | 134144700 | 13  |
| 10012         | 297 | 103-3132-60 | 116 | 11712       | 408 | 134149220 | 10  |
| 10020         | 297 | 103-3132-72 | 116 | 11725       | 408 | 134190200 | 10  |
| 10022         | 297 | 1051-100    | 164 | 11750       | 408 | 134371220 | 10  |

This information is provided "as is" without warranty of any kind by any person, including without limitation, the owner and the publisher.



## PART NUMBER INDEX

|               |     |                 |     |           |     |           |     |
|---------------|-----|-----------------|-----|-----------|-----|-----------|-----|
| 134393700     | 7   | 1406EDWSSB      | 141 | 15112     | 412 | 15448     | 412 |
| 134398300     | 6   | 1406RFSS        | 152 | 15118     | 228 | 154556101 | 3   |
| 134399700     | 6   | 1406RFSSB       | 152 | 15119     | 228 | 154567702 | 2   |
| 134412400     | 11  | 1407RFSS        | 152 | 15125     | 412 | 154568001 | 2   |
| 134412860     | 11  | 1407RFSSB       | 152 | 15131     | 230 | 154568002 | 2   |
| 134440200     | 8   | 1410RFSS        | 152 | 15133     | 230 | 154574401 | 2   |
| 134455900     | 11  | 1410RFSSB       | 152 | 15135     | 230 | 154576501 | 3   |
| 134456600     | 11  | 14560           | 409 | 15137     | 230 | 154578801 | 4   |
| 134472202     | 8   | 14811           | 417 | 15150     | 412 | 154580301 | 2   |
| 134484212     | 5   | 14821           | 417 | 15151     | 229 | 15460     | 412 |
| 134503600     | 6   | 149A            | 280 | 15152     | 229 | 154608102 | 2   |
| 134509600     | 11  | 14QBP.25GSB20MM | 105 | 15153     | 229 | 154637401 | 1   |
| 134511600     | 13  | 14QBP0101       | 105 | 15155     | 229 | 154639207 | 1   |
| 134515300     | 12  | 14QBP04CSB20MM  | 105 | 15161     | 229 | 154662601 | 4   |
| 134523200     | 5   | 14QBP10CFB      | 105 | 15163     | 229 | 154665201 | 1   |
| 134527100     | 13  | 14QBP10CSB      | 105 | 15165     | 229 | 154701001 | 4   |
| 134550800     | 11  | 14QBP12CFB      | 105 | 15171     | 229 | 154712101 | 1   |
| 134557200     | 5   | 14QBP15CFB      | 105 | 15173     | 229 | 15472     | 412 |
| 134557201     | 5   | 14QBP15CSB      | 105 | 15175     | 229 | 154722401 | 3   |
| 134587700     | 5   | 14QBP15SC       | 105 | 15175     | 412 | 154754502 | 2   |
| 134592700     | 12  | 14QBP20CSB      | 105 | 15183     | 229 | 154757002 | 1   |
| 134596200     | 13  | 14QBP20FSB      | 105 | 15188     | 229 | 154783201 | 1   |
| 134728400     | 12  | 14QBP20NLM      | 105 | 15191     | 229 | 154815601 | 1   |
| 134743500     | 10  | 14QBP20SC       | 105 | 15198     | 229 | 154825001 | 1   |
| 134844410     | 9   | 14QBP25CFB      | 105 | 15199     | 412 | 154827601 | 3   |
| 134844470     | 9   | 14QBP25CSB      | 105 | 15201     | 230 | 154859101 | 1   |
| 134886700     | 9   | 14QBP25FSB      | 105 | 15202     | 230 | 15496     | 412 |
| 134936800     | 11  | 14QBP30CFB      | 105 | 15204     | 230 | 155       | 238 |
| 135           | 238 | 14QBP30CSB      | 105 | 15206     | 230 | 15660     | 409 |
| 1361-102      | 359 | 14QBP30NLM      | 105 | 15207     | 230 | 15672     | 409 |
| 1361-103      | 359 | 15001           | 217 | 15209     | 230 | 158A      | 277 |
| 136A          | 282 | 15004           | 217 | 1521      | 238 | 15990     | 308 |
| 137005000     | 9   | 15010           | 217 | 15212     | 412 | 15QBP0111 | 109 |
| 137006000     | 9   | 15012           | 412 | 15215     | 230 | 15QBP0685 | 109 |
| 137006030     | 9   | 15013           | 217 | 1522      | 238 | 15QBP0851 | 109 |
| 137007000     | 9   | 15015           | 217 | 15224     | 412 | 15QBP1017 | 109 |
| 137043000     | 13  | 15024           | 218 | 15225     | 230 | 15QBP1344 | 109 |
| 137107000     | 13  | 15024           | 412 | 1523      | 238 | 15QBP3932 | 109 |
| 137108000     | 10  | 15027           | 218 | 15231     | 229 | 15QBP4166 | 109 |
| 137221600     | 10  | 15036           | 412 | 15232     | 229 | 15QBP4184 | 109 |
| 137292700     | 6   | 15038           | 217 | 15235     | 230 | 15QBP4185 | 109 |
| 137309800     | 30  | 15041           | 218 | 15236     | 412 | 15QBP4204 | 109 |
| 137513300     | 7   | 15041           | 308 | 1524      | 238 | 15QBP4227 | 109 |
| 137539500     | 11  | 15045           | 308 | 15241     | 230 | 15QBP4235 | 109 |
| 13QBP20075    | 103 | 15048           | 412 | 15248     | 412 | 1-6000    | 272 |
| 13QBP21055    | 103 | 15051           | 218 | 15260     | 412 | 1-6002    | 272 |
| 13QBP21065    | 103 | 15054           | 218 | 15261     | 229 | 1-6005    | 272 |
| 13QBP21080    | 103 | 15055           | 218 | 15263     | 229 | 1-6006    | 272 |
| 13QBP21085    | 103 | 15056           | 218 | 15272     | 412 | 1-6007    | 272 |
| 13QBP21090    | 103 | 15060           | 412 | 15296     | 412 | 1-6008    | 272 |
| 13QBP21095    | 103 | 15072           | 217 | 15305     | 218 | 1-6009    | 272 |
| 13QBP21095-1* | 103 | 15072           | 412 | 15306     | 218 | 1-6010    | 272 |
| 13QBP21097    | 103 | 15075           | 217 | 15308     | 218 | 1-6024    | 272 |
| 13QBP21100    | 103 | 15077           | 217 | 15309     | 218 | 1-6025    | 272 |
| 13QBP21105    | 103 | 15080           | 217 | 15312     | 218 | 1-6026    | 272 |
| 13QBPADAPT    | 459 | 15081           | 217 | 15314     | 218 | 1-6027    | 272 |
| 1401          | 237 | 15082           | 217 | 15315     | 219 | 1-6028    | 272 |
| 1401RFSS      | 152 | 15083           | 217 | 15316     | 218 | 1-6038    | 272 |
| 1401RFSSB     | 152 | 15084           | 217 | 15317     | 219 | 1-6039    | 272 |
| 1402          | 237 | 15085           | 217 | 15326     | 218 | 1-6040    | 272 |
| 1403          | 237 | 15088           | 217 | 154106202 | 1   | 1-6041    | 272 |
| 1404          | 237 | 15089           | 217 | 15412     | 412 | 1-6042    | 272 |
| 1404DWSS      | 141 | 15090           | 217 | 154174503 | 4   | 1-6043    | 272 |
| 1404DWSS-1/2  | 141 | 15092           | 229 | 154225602 | 2   | 1-6044    | 272 |
| 1404DWSS-1/2B | 141 | 15093           | 229 | 15424     | 412 | 1-6045    | 272 |
| 1405          | 237 | 15095           | 229 | 154245501 | 3   | 1-6046    | 272 |
| 1405DWSS      | 141 | 15096           | 412 | 154246901 | 4   | 1-6047    | 272 |
| 1405DWSS-1/2  | 141 | 15097           | 229 | 154247001 | 4   | 1-6048    | 272 |
| 1405DWSS-1/2B | 141 | 15099           | 229 | 154290204 | 1   | 1-6051    | 272 |
| 1405EDWSS     | 141 | 150A            | 280 | 154325201 | 4   | 1-6052    | 272 |
| 1405EDWSSB    | 141 | 150A            | 280 | 154333903 | 4   | 1-6053    | 272 |
| 1405RFSS      | 152 | 15101           | 229 | 15436     | 412 | 1-6054    | 272 |
| 1405RFSSB     | 152 | 15103           | 229 | 154406401 | 4   | 1-6057    | 272 |
| 1406DWSS      | 141 | 15105           | 229 | 154430501 | 3   | 1-6058    | 272 |
| 1406EDWSS     | 141 | 15110           | 412 | 154430601 | 3   | 1-6060    | 272 |

# PART NUMBER INDEX

|              |     |              |     |             |     |             |     |
|--------------|-----|--------------|-----|-------------|-----|-------------|-----|
| 1-6063       | 272 | 18QBP120H-W  | 108 | 19203       | 411 | 200-3131-48 | 116 |
| 1-6064       | 272 | 18QBP121H    | 108 | 19208       | 415 | 200-3131-60 | 116 |
| 1-6066       | 272 | 18QBP122V    | 108 | 19209       | 415 | 200-3131-72 | 116 |
| 1-6070       | 272 | 18QBP127H    | 108 | 19210       | 412 | 200-3132-12 | 116 |
| 1-6071       | 272 | 18QBP135V    | 108 | 19214       | 411 | 200-3132-18 | 116 |
| 1-6074       | 272 | 18QBP135V-1  | 108 | 19220       | 411 | 200-3132-24 | 116 |
| 1-6077       | 272 | 18QBP138H    | 108 | 19221       | 412 | 200-3132-30 | 116 |
| 1-6078       | 272 | 18QBP145V    | 108 | 19222       | 412 | 200-3132-36 | 116 |
| 1-6080       | 272 | 18QBP149H    | 108 | 19301       | 415 | 200-3132-48 | 116 |
| 1609-101     | 359 | 18QBP150H-W  | 108 | 19302       | 408 | 200-3132-60 | 116 |
| 1-6113       | 272 | 18QBP160H    | 108 | 19302       | 409 | 200-3132-72 | 116 |
| 1-6114       | 272 | 18QBP180V-1W | 108 | 19302       | 412 | 20043       | 224 |
| 1-6133       | 272 | 19000        | 413 | 19302       | 414 | 20045       | 224 |
| 1-6141       | 272 | 19005        | 414 | 19302       | 415 | 20045AB*    | 224 |
| 1-6143       | 272 | 19010        | 408 | 19304       | 415 | 20047       | 224 |
| 16155*       | 229 | 19010        | 414 | 19305       | 399 | 20047AB*    | 224 |
| 1-6160       | 272 | 19011        | 414 | 19305       | 414 | 20049       | 224 |
| 1-6161       | 272 | 19011        | 414 | 19306       | 415 | 20049AB*    | 224 |
| 16177        | 229 | 19012        | 414 | 1A          | 473 | 20061       | 224 |
| 16202        | 230 | 19015        | 414 | 1A10-651    | 356 | 20061AB*    | 224 |
| 16207        | 230 | 19020        | 408 | 1C20-101    | 355 | 20063       | 224 |
| 16225        | 230 | 19020        | 409 | 1C20-102    | 355 | 20063AB*    | 224 |
| 16232        | 229 | 19020        | 412 | 1E30N-910   | 355 | 20065       | 224 |
| 16241        | 230 | 19020        | 414 | 1E56N-444   | 355 | 20065AB*    | 224 |
| 163          | 335 | 19020        | 414 | 1E78-140    | 354 | 20096       | 224 |
| 163S         | 335 | 19021        | 414 | 1E78-144    | 354 | 20097       | 224 |
| 163SXF*      | 335 | 19022        | 414 | 1E78-151    | 354 | 20107       | 224 |
| 164          | 335 | 19022        | 420 | 1F56N-444   | 355 | 20183       | 224 |
| 164S         | 335 | 19025        | 414 | 1F72-151    | 355 | 20199       | 224 |
| 1650BP48     | 114 | 19026        | 414 | 1F78-144    | 354 | 20201       | 224 |
| 1650BPQ48    | 114 | 19027        | 414 | 1F78-151    | 354 | 20203       | 224 |
| 1650BPQ60    | 114 | 19034        | 414 | 1F79-111    | 355 | 20205       | 224 |
| 165S         | 335 | 19037        | 414 | 1F80-0224   | 355 | 20207       | 224 |
| 1675BP48     | 114 | 19040        | 409 | 1F80-0261   | 355 | 20208       | 224 |
| 1675BP60     | 114 | 19041        | 409 | 1F80-0471   | 354 | 20-2121-24  | 115 |
| 1675BPCF-24* | 114 | 19082        | 415 | 1F80-361    | 354 | 20-2121-48  | 115 |
| 1675BPQ48    | 114 | 19083        | 415 | 1F82-0261   | 354 | 20300       | 427 |
| 1675BPQ60    | 114 | 19084        | 415 | 1F82-261    | 355 | 20300-HTR   | 427 |
| 1675BPQR-36  | 115 | 19085        | 415 | 1F83-0422   | 354 | 20-3122-48  | 115 |
| 1675BPQR-48  | 115 | 19086        | 415 | 1F83-0471   | 355 | 20-3131-24  | 115 |
| 16E09-101    | 361 | 19087        | 415 | 1F85-0422   | 354 | 20-3131-48  | 115 |
| 18001        | 414 | 19088        | 415 | 1F85-0477   | 355 | 20-3131-60  | 115 |
| 183          | 143 | 19095        | 414 | 1F86-0244   | 355 | 20-3131-72  | 115 |
| 183X240      | 143 | 19101        | 411 | 1F86-0471   | 354 | 20-3132-12  | 115 |
| 184          | 143 | 19102        | 411 | 1F86-344    | 354 | 20-3132-18  | 115 |
| 18971        | 399 | 19103        | 411 | 1F86EZ-0251 | 355 | 20-3132-24  | 115 |
| 18973        | 399 | 19104        | 411 | 1F89-0211   | 354 | 20-3132-36  | 115 |
| 18974        | 399 | 19105        | 414 | 1F89-0211   | 355 | 20-3132-48  | 115 |
| 18975        | 399 | 19106        | 414 | 1F89EZ-0251 | 355 | 20-3132-60  | 115 |
| 18978        | 399 | 19109        | 415 | 1F95-0671   | 355 | 20-3132-72  | 115 |
| 18979        | 399 | 19110        | 412 | 1F95-0680   | 354 | 20-3142-48  | 115 |
| 18980        | 399 | 19111        | 411 | 1F95-1277   | 354 | 20-3142-60  | 115 |
| 18981        | 414 | 19114        | 411 | 1F95-1291   | 354 | 20-3232-48  | 115 |
| 18984        | 414 | 19115        | 411 | 1F95EZ-0671 | 355 | 203-3131-12 | 116 |
| 18985        | 414 | 19116        | 411 | 1F97-1277   | 355 | 203-3131-18 | 116 |
| 18987        | 414 | 19118        | 411 | 1F98EZ-1621 | 355 | 203-3131-24 | 116 |
| 18988        | 414 | 19120        | 411 | 1VP34-1/2   | 145 | 203-3131-30 | 116 |
| 18989        | 414 | 19121        | 412 | 1VP34-3/4   | 145 | 203-3131-36 | 116 |
| 18990        | 413 | 19122        | 412 | 1VP34-7/8   | 145 | 203-3131-48 | 116 |
| 18993        | 413 | 19125        | 411 | 1VP40-3/4   | 145 | 203-3131-60 | 116 |
| 18995        | 413 | 19158        | 412 | 1VP40-5/8   | 145 | 203-3131-72 | 116 |
| 18996        | 413 | 19161        | 412 | 1VP40-7/8   | 145 | 203-3132-12 | 116 |
| 18997        | 399 | 19162*       | 412 | 1VP44-1     | 145 | 203-3132-18 | 116 |
| 18997        | 413 | 19165        | 412 | 1VP44-1-1/8 | 145 | 203-3132-24 | 116 |
| 1899G0013    | 113 | 19166        | 412 | 1VP44-3/4   | 145 | 203-3132-30 | 116 |
| 18QBP060V    | 108 | 19168        | 412 | 1VP44-7/8   | 145 | 203-3132-36 | 116 |
| 18QBP077V    | 108 | 19171        | 397 | 20006       | 224 | 203-3132-48 | 116 |
| 18QBP088H    | 108 | 19172        | 397 | 20008       | 224 | 203-3132-60 | 116 |
| 18QBP090V-1  | 108 | 19173        | 397 | 20020       | 297 | 203-3132-72 | 116 |
| 18QBP093H    | 108 | 19174        | 397 | 20022       | 297 | 2050        | 367 |
| 18QBP094V    | 108 | 19175        | 397 | 200-3131-12 | 116 | 20521       | 167 |
| 18QBP099H    | 108 | 19191        | 397 | 200-3131-18 | 116 | 20523       | 167 |
| 18QBP110H    | 108 | 19192        | 397 | 200-3131-24 | 116 | 20525       | 167 |
| 18QBP110H-1  | 108 | 19201        | 411 | 200-3131-30 | 116 | 20527       | 167 |
| 18QBP110V-1  | 108 | 19202        | 411 | 200-3131-36 | 116 | 205613      | 73  |

## PART NUMBER INDEX

|               |     |             |     |           |     |           |     |
|---------------|-----|-------------|-----|-----------|-----|-----------|-----|
| 207166        | 73  | 21-82472-EL | 122 | 22399     | 413 | 240535101 | 27  |
| 20A-2131-24   | 115 | 21-82496-DW | 122 | 2252130   | 88  | 240535201 | 27  |
| 20A-3132-12   | 115 | 21-82496-EL | 122 | 22612     | 413 | 240578902 | 30  |
| 20A-3132-18   | 115 | 218428101   | 25  | 22624     | 413 | 24100     | 321 |
| 20N1RSD       | 451 | 218513800   | 22  | 22636     | 413 | 24150     | 321 |
| 21012         | 409 | 2186443     | 87  | 22648     | 413 | 24150435  | 322 |
| 21024         | 409 | 2187172     | 87  | 22660     | 413 | 24150750  | 322 |
| 21036         | 409 | 218730603   | 26  | 22672     | 413 | 241521304 | 21  |
| 21048         | 409 | 218755504   | 30  | 22696     | 413 | 241537103 | 23  |
| 21060         | 409 | 218758602   | 28  | 22710     | 413 | 241537104 | 23  |
| 210684        | 74  | 218832401   | 20  | 22712     | 413 | 24160     | 232 |
| 21072         | 409 | 2188448A    | 91  | 22725     | 413 | 241600902 | 19  |
| 21096         | 409 | 2188542     | 87  | 22750     | 413 | 24161     | 232 |
| 21110         | 409 | 218859701   | 20  | 22775     | 413 | 24162     | 232 |
| 21112         | 409 | 2188656     | 87  | 22799     | 413 | 24163     | 232 |
| 211124        | 73  | 2188664     | 87  | 22983     | 413 | 24164     | 232 |
| 211125        | 73  | 218904301   | 21  | 22984     | 413 | 24165     | 232 |
| 21125         | 409 | 2195916K    | 86  | 22985     | 413 | 241675704 | 20  |
| 21150         | 409 | 2196157     | 87  | 22986     | 413 | 241680002 | 25  |
| 211726        | 73  | 21964K      | 299 | 22988     | 413 | 241681903 | 22  |
| 21175         | 409 | 21981       | 409 | 22QBP072  | 108 | 241682001 | 20  |
| 21200         | 409 | 21981       | 413 | 22QBP084  | 108 | 241682003 | 20  |
| 21200         | 427 | 21982       | 409 | 22QBP093  | 108 | 241685703 | 20  |
| 21212         | 409 | 21982       | 413 | 22QBP104  | 108 | 24170     | 232 |
| 21224         | 409 | 2198202     | 88  | 22QBP128  | 108 | 24171     | 232 |
| 21236         | 409 | 21983       | 409 | 22QBP152  | 108 | 241711236 | 29  |
| 21248         | 409 | 21984       | 409 | 22QBP169  | 108 | 24172     | 232 |
| 21260         | 409 | 21985       | 409 | 22QBP184  | 108 | 24173     | 232 |
| 212716        | 73  | 2198597     | 87  | 22QBP192  | 108 | 241739709 | 19  |
| 21272         | 409 | 21986       | 409 | 22QBP216  | 108 | 241739711 | 19  |
| 21296         | 409 | 21988       | 409 | 22QBP228  | 108 | 24174     | 232 |
| 213015        | 74  | 21D28-6     | 356 | 23        | 445 | 24175     | 232 |
| 21310         | 409 | 21D642      | 342 | 2315539   | 85  | 24178     | 232 |
| 21312         | 409 | 21QBP077V   | 108 | 2315576   | 88  | 24179     | 232 |
| 21325         | 409 | 21QBP084V   | 108 | 2319792   | 85  | 241798224 | 22  |
| 21350         | 409 | 21QBP098V   | 108 | 23DB      | 132 | 241808601 | 30  |
| 21352320      | 73  | 21QBP110V   | 108 | 23QBP120V | 108 | 241854301 | 23  |
| 21375         | 409 | 21QBP121V-1 | 108 | 23QBP145V | 108 | 241860803 | 22  |
| 21399         | 409 | 21QBP128V   | 108 | 240311303 | 26  | 241872502 | 26  |
| 215267701     | 27  | 21QBP144V-1 | 108 | 240311501 | 28  | 241872503 | 26  |
| 215366002     | 27  | 21QBP152V   | 108 | 240311502 | 28  | 241872504 | 26  |
| 215473602     | 29  | 22001682    | 73  | 240323001 | 26  | 241872512 | 26  |
| 2156003       | 86  | 22003483    | 73  | 240323002 | 26  | 241872513 | 26  |
| 2156006       | 86  | 2200376     | 66  | 240324501 | 26  | 241993001 | 29  |
| 215667501     | 30  | 22012       | 413 | 240328201 | 26  | 241993101 | 30  |
| 215846602     | 24  | 22024       | 413 | 240328203 | 26  | 24200     | 231 |
| 215846604     | 24  | 22036       | 413 | 240331401 | 27  | 24200     | 321 |
| 21612         | 409 | 2204605     | 88  | 240331501 | 28  | 24200500  | 322 |
| 216201        | 74  | 22048       | 413 | 240331502 | 28  | 24201     | 231 |
| 21624         | 409 | 22060       | 413 | 240337103 | 29  | 24202     | 231 |
| 21636         | 409 | 22072       | 413 | 240337901 | 26  | 24203     | 231 |
| 216396900     | 12  | 22096       | 413 | 240338001 | 26  | 24204     | 231 |
| 216446900     | 25  | 2210        | 369 | 240338101 | 26  | 24205     | 231 |
| 21648         | 409 | 22110       | 413 | 240349701 | 28  | 24206     | 231 |
| 216522312     | 26  | 22112       | 413 | 240350702 | 29  | 24213     | 231 |
| 21660         | 409 | 22125       | 413 | 240350903 | 29  | 24214     | 231 |
| 21672         | 409 | 22150       | 413 | 240351601 | 26  | 24215     | 231 |
| 21696         | 409 | 2216112     | 88  | 240356401 | 26  | 24216     | 231 |
| 21710         | 409 | 2217220     | 89  | 240356402 | 26  | 24217     | 231 |
| 21712         | 409 | 22175       | 413 | 240356501 | 28  | 24218     | 231 |
| 21725         | 409 | 2218141     | 87  | 240359001 | 26  | 24219     | 231 |
| 21750         | 409 | 22200       | 413 | 240363701 | 26  | 242252603 | 22  |
| 21775         | 409 | 22212       | 413 | 240363702 | 26  | 242252702 | 20  |
| 21799         | 409 | 22224       | 413 | 240365401 | 28  | 24250     | 321 |
| 2180224       | 86  | 2223320     | 88  | 240383406 | 30  | 24250500  | 322 |
| 2180226       | 87  | 22236       | 413 | 240396002 | 21  | 24275     | 321 |
| 2180353       | 86  | 22248       | 413 | 240434301 | 21  | 24275500  | 322 |
| 218169802     | 24  | 22260       | 413 | 240457701 | 26  | 24275625  | 322 |
| 2182179       | 86  | 22272       | 413 | 240457702 | 26  | 24300     | 321 |
| 21-82448-DW   | 122 | 22296       | 413 | 240524102 | 23  | 24300435  | 322 |
| 21-82448-EL   | 122 | 22310       | 413 | 240530601 | 29  | 24300625  | 322 |
| 21-82460-DW   | 122 | 22312       | 413 | 240530701 | 29  | 24300750  | 322 |
| 21-82460-EL   | 122 | 22325       | 413 | 240530811 | 29  | 24330     | 321 |
| 21-82460-ELDW | 122 | 22350       | 413 | 240534701 | 27  | 24330500  | 322 |
| 21-82472-DW   | 122 | 22375       | 413 | 240534901 | 27  | 24350     | 321 |

## PART NUMBER INDEX

|           |     |            |     |           |     |             |     |
|-----------|-----|------------|-----|-----------|-----|-------------|-----|
| 24350435  | 322 | 25QBP3780  | 104 | 27400625  | 322 | 297370600   | 19  |
| 24350500  | 322 | 25QBP3784  | 104 | 27400750  | 322 | 2975        | 234 |
| 24350750  | 322 | 25QBP3785  | 104 | 27450     | 321 | 29836       | 412 |
| 24375     | 321 | 25QBP3821  | 104 | 27450500  | 322 | 29848       | 412 |
| 24400     | 321 | 25QBP3822  | 104 | 27450750  | 322 | 29860       | 412 |
| 24400500  | 322 | 26002      | 414 | 27500     | 321 | 29872       | 412 |
| 24400625  | 322 | 2-6011     | 272 | 27500625  | 322 | 29896       | 412 |
| 24400750  | 322 | 2-6012     | 272 | 27500750  | 322 | 29910       | 412 |
| 24425     | 321 | 2-6013     | 272 | 27600     | 321 | 29912       | 412 |
| 24425625  | 322 | 2-6014     | 272 | 27750     | 321 | 29925       | 412 |
| 24425750  | 322 | 2-6015     | 272 | 279311    | 66  | 29950       | 412 |
| 24450     | 321 | 2-6016     | 272 | 279320    | 66  | 29975       | 412 |
| 24450500  | 322 | 2-6017     | 272 | 279393    | 66  | 29980       | 414 |
| 24450625  | 322 | 2-6018     | 272 | 279457    | 66  | 29984       | 413 |
| 24466     | 321 | 2-6019     | 272 | 279570    | 66  | 29985       | 413 |
| 24466500  | 322 | 2-6020     | 272 | 279640    | 66  | 29986       | 413 |
| 24475     | 321 | 2-6021     | 272 | 279769    | 66  | 29999       | 412 |
| 24475625  | 322 | 2-6022     | 272 | 279787    | 66  | 29QBP0478   | 111 |
| 24475750  | 322 | 2-6029     | 272 | 279816    | 67  | 29QBP1951   | 111 |
| 24500     | 321 | 2-6030     | 272 | 279827    | 66  | 29QBP2569   | 111 |
| 24500435  | 322 | 2-6031     | 272 | 279834    | 67  | 2B          | 473 |
| 24500500  | 322 | 2-6032     | 272 | 279857    | 67  | 2C234Z      | 190 |
| 24500625  | 322 | 2-6033*    | 272 | 279973    | 67  | 30          | 445 |
| 24500750  | 322 | 2-6037     | 272 | 280114    | 67  | 30001       | 209 |
| 24501     | 321 | 2-6082     | 272 | 280187    | 74  | 30002       | 209 |
| 24550     | 321 | 2-6083     | 272 | 285244    | 74  | 30006       | 209 |
| 24560     | 321 | 2-6084     | 272 | 285587    | 74  | 30013       | 209 |
| 24560500  | 322 | 2-6085     | 272 | 285671    | 72  | 30017       | 210 |
| 24560625  | 322 | 2-6089     | 272 | 285744    | 75  | 30021       | 210 |
| 24560750  | 322 | 2-6090     | 272 | 285753A   | 78  | 30031       | 210 |
| 24600     | 321 | 2-6092     | 272 | 285785    | 75  | 300-3131-12 | 116 |
| 24600500  | 322 | 2-6093     | 272 | 285792    | 75  | 300-3131-18 | 116 |
| 24600625  | 322 | 2-6139     | 272 | 285805    | 73  | 300-3131-24 | 116 |
| 24600750  | 322 | 26202      | 414 | 285809    | 75  | 300-3131-30 | 116 |
| 24660     | 321 | 26QBP0177  | 112 | 285811    | 75  | 300-3131-36 | 116 |
| 24660750  | 322 | 26QBP0213  | 112 | 285852A   | 79  | 300-3131-48 | 116 |
| 24750     | 321 | 26QBP0239  | 112 | 285871    | 75  | 300-3131-60 | 116 |
| 24800     | 321 | 26QBP0264  | 206 | 28QBP0491 | 107 | 300-3131-72 | 116 |
| 24800500  | 322 | 26QBP0348  | 112 | 28QBP0492 | 107 | 300-3132-12 | 117 |
| 24800625  | 322 | 26QBP0542  | 112 | 28QBP0493 | 107 | 300-3132-18 | 117 |
| 24A34-3   | 356 | 26QBP0544  | 112 | 28QBP0494 | 107 | 300-3132-24 | 117 |
| 24A34-5   | 356 | 26QBP0930  | 112 | 28QBP0495 | 107 | 300-3132-30 | 117 |
| 24A34-6   | 356 | 26QBP0932  | 112 | 28QBP0496 | 107 | 300-3132-36 | 117 |
| 25002     | 414 | 26QBP0936  | 112 | 28QBP0497 | 107 | 300-3132-48 | 117 |
| 25202     | 414 | 26QBP0938  | 112 | 28QBP0498 | 107 | 300-3132-60 | 117 |
| 25342     | 211 | 26QBP10007 | 112 | 28QBP0499 | 107 | 300-3132-72 | 117 |
| 25344     | 211 | 26QBP10021 | 112 | 28QBP0500 | 107 | 30035       | 210 |
| 25348     | 211 | 26QBP1108  | 112 | 28QBP0501 | 107 | 30037       | 210 |
| 25350     | 211 | 26QBP1109  | 112 | 28QBP0502 | 107 | 30041       | 213 |
| 25602     | 414 | 26QBP1119  | 112 | 28QBP0503 | 107 | 30043       | 210 |
| 25703     | 213 | 26QBP1121  | 112 | 28QBP0504 | 107 | 30051       | 210 |
| 25741     | 213 | 26QBP1125  | 112 | 28QBP0505 | 107 | 30053       | 210 |
| 25743     | 213 | 26QBP3236  | 112 | 28QBP0506 | 107 | 30097       | 124 |
| 25745     | 213 | 26QBP4061  | 112 | 28QBP0507 | 107 | 30098       | 124 |
| 25747     | 213 | 26QBP4076  | 112 | 28QBP0540 | 107 | 30102       | 123 |
| 25751     | 213 | 26QBP4079  | 112 | 28QBP0541 | 107 | 30103       | 123 |
| 25755     | 213 | 26QBP4085  | 112 | 28QBP0546 | 107 | 30131       | 210 |
| 25802     | 414 | 26QBP4091  | 113 | 28QBP0839 | 107 | 30133       | 210 |
| 25836     | 412 | 26QBP4093  | 112 | 29001     | 414 | 30137       | 210 |
| 25848     | 412 | 27001233   | 76  | 29201     | 414 | 30139       | 210 |
| 25860     | 412 | 27002      | 414 | 2944G0004 | 113 | 30151       | 209 |
| 25872     | 412 | 27200      | 321 | 2944S0001 | 113 | 30155       | 209 |
| 25896     | 412 | 27200750   | 322 | 2945G0001 | 113 | 30157       | 209 |
| 25910     | 412 | 27250      | 321 | 29601     | 414 | 30159       | 209 |
| 25912     | 412 | 27250435   | 322 | 29672     | 413 | 30165       | 209 |
| 25925     | 412 | 27250500   | 322 | 297121900 | 29  | 30171       | 209 |
| 25950     | 412 | 27300      | 321 | 297147700 | 30  | 30173       | 209 |
| 25975     | 412 | 27300435   | 322 | 297147700 | 30  | 30175       | 209 |
| 25980     | 414 | 27300500   | 322 | 297216600 | 24  | 30-220-OS   | 351 |
| 25985     | 413 | 27350      | 321 | 297250000 | 23  | 30292       | 209 |
| 25999     | 412 | 27350435   | 322 | 297282800 | 25  | 30293       | 209 |
| 25QBP0514 | 104 | 27350500   | 322 | 297311201 | 25  | 30294       | 209 |
| 25QBP1550 | 104 | 27350625   | 322 | 297318010 | 24  | 30295       | 209 |
| 25QBP3765 | 104 | 27360      | 321 | 297318010 | 24  | 303         | 335 |
| 25QBP3779 | 104 | 27400      | 321 | 297366300 | 19  | 30-3131-18  | 115 |

## PART NUMBER INDEX

|             |     |           |     |             |     |             |     |
|-------------|-----|-----------|-----|-------------|-----|-------------|-----|
| 30-3131-24  | 115 | 31001640  | 68  | 326791      | 81  | 341241      | 68  |
| 30-3131-48  | 115 | 31002     | 223 | 32745       | 162 | 3412D024-09 | 84  |
| 30-3131-60  | 115 | 31003     | 223 | 32750       | 162 | 3412D024-26 | 84  |
| 30-3131-72  | 115 | 31009     | 221 | 32755       | 162 | 343         | 143 |
| 30-3132-12  | 115 | 3120      | 369 | 32760       | 162 | 349241T     | 70  |
| 30-3132-18  | 115 | 31-220    | 351 | 32770       | 162 | 349639      | 68  |
| 30-3132-24  | 115 | 312535    | 67  | 32780       | 162 | 34FHTLF     | 141 |
| 30-3132-36  | 115 | 3130      | 366 | 32790       | 162 | 35001       | 213 |
| 30-3132-48  | 115 | 314820    | 67  | 33 BIGWHEEL | 445 | 35002       | 213 |
| 30-3132-60  | 115 | 3149400   | 82  | 33001003    | 68  | 35003       | 213 |
| 30-3141-48  | 115 | 3149404   | 82  | 33001621    | 71  | 35007       | 213 |
| 30-3141-60  | 115 | 316011200 | 16  | 33001808    | 68  | 35008       | 213 |
| 30-3142-48  | 115 | 316011401 | 18  | 33002535    | 68  | 35009       | 213 |
| 30-3142-60  | 115 | 316032411 | 17  | 33002970    | 68  | 35011       | 214 |
| 30-3142-72  | 115 | 316048413 | 17  | 330031      | 81  | 35015       | 214 |
| 30-3242-60  | 115 | 316048414 | 17  | 3301036     | 223 | 35064       | 214 |
| 303-3131-12 | 117 | 316055800 | 18  | 3301037     | 223 | 35065       | 214 |
| 303-3131-18 | 117 | 316067902 | 18  | 3301038     | 223 | 35067       | 214 |
| 303-3131-24 | 117 | 316069301 | 19  | 3301041     | 223 | 35068       | 214 |
| 303-3131-30 | 117 | 316075104 | 14  | 3301044     | 224 | 35069       | 214 |
| 303-3131-36 | 117 | 316088600 | 18  | 330190      | 82  | 35074       | 208 |
| 303-3131-48 | 117 | 316091706 | 16  | 3308853     | 222 | 35082       | 214 |
| 303-3131-60 | 117 | 316117500 | 18  | 3308856     | 222 | 35085       | 214 |
| 303-3131-72 | 117 | 316135401 | 15  | 33103       | 381 | 35088       | 123 |
| 303-3132-12 | 117 | 316135702 | 16  | 3323192     | 222 | 35090       | 123 |
| 303-3132-18 | 117 | 316199900 | 14  | 33329       | 164 | 350930      | 75  |
| 303-3132-24 | 117 | 316207511 | 17  | 33330       | 164 | 35095       | 213 |
| 303-3132-30 | 117 | 316207529 | 17  | 33353       | 164 | 350956      | 75  |
| 303-3132-36 | 117 | 316212400 | 16  | 33354       | 164 | 35099       | 213 |
| 303-3132-48 | 117 | 316213500 | 16  | 33355       | 164 | 35100       | 306 |
| 303-3132-60 | 117 | 316217002 | 15  | 33356       | 164 | 35101       | 306 |
| 303-3132-72 | 117 | 316220000 | 18  | 33357       | 164 | 35105       | 214 |
| 303S        | 335 | 316220002 | 18  | 33358       | 164 | 35106       | 214 |
| 30401       | 209 | 316220701 | 17  | 33359       | 164 | 35120       | 214 |
| 30-4132-48  | 115 | 316224200 | 15  | 33362       | 164 | 35122       | 214 |
| 30-4141-48  | 115 | 316225001 | 14  | 33363       | 164 | 35124       | 214 |
| 30-4142-48  | 115 | 316233902 | 15  | 33364       | 164 | 35126       | 214 |
| 30-4142-60  | 115 | 316237902 | 16  | 3355806     | 72  | 35128       | 123 |
| 30-4142-72  | 115 | 316238201 | 15  | 3360629     | 76  | 35139       | 214 |
| 30-4242-36  | 115 | 316240600 | 15  | 3362624     | 76  | 35200       | 306 |
| 30431       | 209 | 316419103 | 17  | 3363394     | 76  | 35201       | 306 |
| 304S        | 335 | 316419700 | 17  | 33636       | 381 | 35-2044     | 78  |
| 3051162     | 18  | 316436000 | 15  | 3363892     | 76  | 35-2045     | 78  |
| 3051163     | 18  | 316436001 | 15  | 3364290     | 76  | 35227       | 219 |
| 305S        | 335 | 316439801 | 14  | 3364291     | 76  | 35229       | 219 |
| 306436      | 66  | 316442300 | 14  | 33661       | 381 | 35231       | 219 |
| 306508      | 71  | 316442301 | 14  | 3368921     | 85  | 35233       | 219 |
| 3070-32QT   | 368 | 316455400 | 17  | 3376846     | 62  | 35234       | 219 |
| 3080        | 366 | 316455410 | 17  | 3387134     | 69  | 35235       | 219 |
| 308180      | 81  | 316489400 | 16  | 338906      | 67  | 35240       | 219 |
| 30825       | 299 | 316490000 | 15  | 3390291     | 69  | 35241       | 220 |
| 3098-134    | 356 | 316490001 | 15  | 3390719     | 69  | 35242       | 219 |
| 30-OS       | 351 | 316555800 | 15  | 3392519     | 69  | 35243       | 220 |
| 30QBP0057   | 110 | 316557101 | 17  | 339392V     | 68  | 35244       | 219 |
| 30QBP0331   | 110 | 316557114 | 17  | 3394652     | 68  | 35245       | 219 |
| 30QBP0649   | 110 | 316557115 | 17  | 3395382     | 69  | 35247       | 219 |
| 30QBP0663   | 110 | 318024747 | 19  | 3396795     | 69  | 35261       | 219 |
| 30QBP0766   | 110 | 318067075 | 17  | 3398095     | 69  | 35268       | 219 |
| 30QBP0901   | 110 | 318255006 | 14  | 3399849     | 69  | 35269       | 219 |
| 30QBP1848   | 110 | 318293825 | 15  | 34006       | 232 | 35271       | 219 |
| 30QBP2525   | 110 | 318372210 | 14  | 34007       | 232 | 35301       | 215 |
| 30QBP2782   | 111 | 3191922   | 82  | 34008       | 232 | 35309       | 174 |
| 30QBP3031   | 110 | 3203459   | 19  | 34009       | 232 | 35310       | 215 |
| 30QBP3538   | 110 | 3204267   | 5   | 34010       | 232 | 35311       | 215 |
| 30QBP3675   | 110 | 3204405   | 13  | 34014       | 230 | 35315       | 215 |
| 30QBP4087   | 110 | 3206150   | 27  | 34015       | 230 | 35317       | 215 |
| 30QBP4107   | 110 | 3206165   | 27  | 34016       | 230 | 35321       | 215 |
| 30QBP4124   | 110 | 3206166   | 28  | 34017       | 230 | 35331       | 174 |
| 30QBP4126   | 110 | 32191     | 209 | 34018       | 230 | 35335       | 175 |
| 30QBP4185   | 111 | 32351     | 209 | 34041       | 210 | 35350       | 215 |
| 30QBP4630   | 111 | 32603     | 216 | 34043       | 210 | 35351       | 215 |
| 31          | 351 | 326033923 | 78  | 34045       | 210 | 35352       | 215 |
| 31001       | 223 | 32604     | 216 | 3405281     | 69  | 35360       | 215 |
| 31001556    | 66  | 32607     | 216 | 3406105     | 70  | 35361       | 215 |
|             |     | 32608     | 216 | 3406107     | 70  | 35362       | 215 |



## PART NUMBER INDEX

|              |     |           |     |        |     |           |     |
|--------------|-----|-----------|-----|--------|-----|-----------|-----|
| 35366        | 215 | 38081     | 413 | 40127  | 303 | 403547    | 101 |
| 35367        | 215 | 38087     | 413 | 40132  | 303 | 40386     | 309 |
| 35371        | 214 | 3808FF    | 140 | 40133  | 303 | 40387     | 309 |
| 35374        | 214 | 3810-32QT | 368 | 40135  | 152 | 403934    | 100 |
| 35385        | 215 | 3810FF    | 140 | 40143  | 223 | 404179    | 98  |
| 35386        | 215 | 3812FF    | 140 | 40144  | 223 | 404187    | 98  |
| 35387        | 215 | 3815FF    | 140 | 40155  | 455 | 404339    | 100 |
| 35389        | 215 | 388253    | 76  | 40156  | 455 | 40695     | 306 |
| 35393        | 215 | 389140    | 76  | 40157  | 455 | 40696     | 306 |
| 35394        | 215 | 3949238   | 72  | 40158  | 455 | 407804    | 96  |
| 35398        | 124 | 3949247V  | 72  | 401592 | 98  | 407820    | 96  |
| 35-6465      | 76  | 3951744   | 76  | 401605 | 98  | 40825     | 299 |
| 35-6615      | 72  | 3977456   | 70  | 40165  | 455 | 40849     | 298 |
| 35-6780      | 74  | 3977767   | 69  | 40166  | 298 | 40850     | 298 |
| 358237       | 75  | 3979346   | 73  | 40166  | 455 | 40851     | 298 |
| 358276       | 73  | 398       | 150 | 40167  | 455 | 40852     | 298 |
| 358277       | 73  | 3C        | 473 | 40168  | 455 | 40853     | 298 |
| 36131        | 470 | 3L180     | 145 | 40169  | 450 | 40933     | 304 |
| 36201        | 214 | 3L190     | 145 | 40171  | 450 | 40944     | 402 |
| 36203        | 214 | 3L200     | 145 | 40172  | 450 | 40QBP0482 | 111 |
| 36214        | 214 | 3L210     | 145 | 40173  | 450 | 40QBP0485 | 111 |
| 36215        | 214 | 3L220     | 145 | 40174  | 450 | 40QBP0715 | 111 |
| 36217        | 214 | 3L-LINK-5 | 145 | 40175  | 450 | 40QBP0737 | 111 |
| 36219        | 214 | 3P        | 445 | 40176  | 450 | 40QBP1012 | 111 |
| 36251        | 220 | 3W1       | 315 | 40177  | 450 | 40QBP1618 | 111 |
| 36255        | 220 | 3W2       | 315 | 40178  | 450 | 40QBP4197 | 111 |
| 36C03-300    | 360 | 3W3       | 315 | 40179  | 450 | 40QBP4203 | 111 |
| 36C03-333    | 360 | 40010     | 220 | 40181  | 450 | 410       | 150 |
| 36C03-400    | 360 | 40012     | 220 | 40182  | 450 | 41041     | 415 |
| 36C03-433*   | 360 | 40015     | 220 | 40183  | 450 | 41041     | 416 |
| 36C03U-333   | 360 | 40018     | 222 | 40184  | 450 | 41042     | 121 |
| 36C03U-433*  | 360 | 40019     | 222 | 40185  | 455 | 41042     | 415 |
| 36C74-913    | 360 | 40020*    | 222 | 40187  | 451 | 41042     | 416 |
| 36C94-303    | 360 | 40022     | 222 | 40188  | 303 | 41043     | 121 |
| 36H32-304    | 360 | 400231    | 98  | 40189  | 303 | 41044     | 415 |
| 36H32-423    | 360 | 40024     | 222 | 40190  | 416 | 41044     | 416 |
| 36H33-412    | 360 | 40026*    | 222 | 40190  | 454 | 41045     | 121 |
| 36H64-463    | 360 | 400274    | 98  | 40192  | 416 | 41045     | 415 |
| 37001042     | 70  | 40028     | 222 | 40193  | 416 | 41045     | 415 |
| 37001142     | 68  | 40030     | 222 | 401955 | 101 | 41046     | 415 |
| 37001298     | 71  | 40030     | 303 | 40199  | 416 | 41046     | 415 |
| 37001308     | 66  | 40031     | 303 | 40199  | 451 | 41047     | 415 |
| 375YM        | 142 | 40035     | 223 | 402    | 150 | 41047     | 415 |
| 37C73U-168   | 129 | 400362    | 101 | 40202  | 221 | 41048     | 416 |
| 3801F656-51  | 84  | 400389    | 98  | 40237  | 221 | 41061     | 122 |
| 3801FFSS     | 141 | 40039     | 223 | 40242  | 309 | 41061     | 416 |
| 3804FE       | 140 | 40040     | 426 | 40243  | 221 | 41063     | 415 |
| 3804FEB-2RB  | 140 | 40041     | 223 | 40247  | 221 | 41090     | 415 |
| 3804FF       | 140 | 40047     | 223 | 40250  | 221 | 41090     | 416 |
| 3804FFB-2    | 140 | 40048     | 223 | 40250  | 301 | 41091     | 415 |
| 3804FFB-2RB  | 140 | 40050     | 223 | 40251  | 221 | 41091     | 416 |
| 3804FFSS     | 141 | 40053     | 221 | 40251  | 301 | 41092     | 415 |
| 3804FFSS-2   | 142 | 40055     | 222 | 40261  | 416 | 41092     | 416 |
| 3804MF       | 140 | 40055     | 426 | 40263  | 416 | 41094     | 415 |
| 3805FE       | 140 | 40057     | 222 | 40265  | 301 | 41094     | 416 |
| 3805FEB-2RB  | 140 | 40058     | 222 | 40270  | 415 | 41096     | 415 |
| 3805FESS     | 141 | 40061     | 222 | 40271  | 415 | 41096     | 416 |
| 3805FESS-2   | 142 | 40063     | 222 | 40271  | 415 | 41099     | 416 |
| 3805FF       | 140 | 40064     | 222 | 40279  | 223 | 41101     | 302 |
| 3805FFB-2    | 140 | 40065     | 222 | 40279  | 415 | 41103     | 302 |
| 3805FFB-2RB  | 140 | 40066     | 222 | 40279  | 415 | 41103     | 415 |
| 3805FFSS     | 141 | 40069     | 222 | 40279  | 415 | 41103     | 416 |
| 3805FFSS-2   | 142 | 40070     | 222 | 40281  | 415 | 41105     | 416 |
| 3805FFSSB    | 141 | 40073     | 220 | 40281  | 451 | 41106     | 415 |
| 3805FFSSLG   | 141 | 40089     | 304 | 40285  | 451 | 41106     | 416 |
| 3805FFSSLG-2 | 142 | 40096     | 220 | 40318  | 298 | 41110     | 415 |
| 3805MF       | 140 | 40097     | 221 | 40318  | 417 | 41111     | 416 |
| 3806FE       | 140 | 40098     | 221 | 40319  | 417 | 41113     | 415 |
| 3806FEB-2RB  | 140 | 40120     | 303 | 40320  | 417 | 41113     | 415 |
| 3806FF       | 140 | 40121     | 303 | 40331  | 417 | 41116     | 415 |
| 3806FFB-2    | 140 | 40122     | 303 | 40332  | 417 | 41117     | 415 |
| 3806FFB-2RB  | 140 | 40123     | 303 | 403408 | 101 | 41118     | 416 |
| 3806FFSS     | 141 | 40124     | 303 | 40341  | 417 | 41119     | 417 |
| 3806FFSS-2   | 142 | 40125     | 303 | 403416 | 101 | 41120     | 417 |
| 3806MF       | 140 | 40126     | 303 | 40342  | 417 | 41121     | 417 |

## PART NUMBER INDEX

|              |     |              |     |                |     |                |     |
|--------------|-----|--------------|-----|----------------|-----|----------------|-----|
| 41122.....   | 417 | 4171544..... | 62  | 43365.....     | 402 | 4396510.....   | 89  |
| 41123.....   | 404 | 41780.....   | 402 | 43401.....     | 225 | 4396510P.....  | 89  |
| 41124.....   | 302 | 41781.....   | 402 | 43403.....     | 225 | 4396701.....   | 89  |
| 41124.....   | 404 | 41842.....   | 402 | 43405.....     | 225 | 4396710P.....  | 89  |
| 41125.....   | 302 | 41846.....   | 402 | 43407.....     | 225 | 4396897RW..... | 64  |
| 41126.....   | 302 | 42001.....   | 403 | 4342528.....   | 83  | 44.....        | 445 |
| 41130.....   | 415 | 42004.....   | 402 | 43431.....     | 225 | 440380.....    | 94  |
| 41131.....   | 415 | 42005.....   | 403 | 43433.....     | 225 | 44107.....     | 304 |
| 41132.....   | 404 | 42006.....   | 402 | 43451.....     | 225 | 44213.....     | 401 |
| 41133.....   | 415 | 42007.....   | 402 | 4347.....      | 237 | 44215.....     | 401 |
| 41133.....   | 415 | 42010.....   | 382 | 43470.....     | 219 | 44219.....     | 401 |
| 41133.....   | 416 | 42016.....   | 382 | 43471.....     | 219 | 44220.....     | 401 |
| 41134.....   | 415 | 42044.....   | 403 | 43472.....     | 219 | 44235.....     | 403 |
| 41134.....   | 415 | 4208K.....   | 97  | 4348.....      | 237 | 44313.....     | 402 |
| 41134.....   | 416 | 42215.....   | 401 | 4349.....      | 237 | 44315.....     | 402 |
| 41135.....   | 415 | 42219.....   | 401 | 4350.....      | 368 | 44319.....     | 402 |
| 41135.....   | 415 | 42315.....   | 402 | 43503.....     | 349 | 4449259.....   | 80  |
| 41135.....   | 416 | 42332.....   | 403 | 43507.....     | 225 | 4452164.....   | 83  |
| 41138.....   | 404 | 42333.....   | 403 | 43509.....     | 225 | 4452395.....   | 80  |
| 41139.....   | 415 | 42335.....   | 403 | 43511.....     | 225 | 4452396.....   | 80  |
| 41139.....   | 415 | 42435.....   | 403 | 43558.....     | 349 | 4455525.....   | 83  |
| 41140.....   | 415 | 42436.....   | 403 | 43583.....     | 298 | 45008S.....    | 302 |
| 41141.....   | 415 | 42715.....   | 402 | 43584.....     | 298 | 45008T.....    | 302 |
| 41141.....   | 416 | 428.....     | 150 | 43585.....     | 298 | 45012.....     | 300 |
| 41142.....   | 415 | 43004A.....  | 350 | 43586.....     | 298 | 45013.....     | 300 |
| 41142.....   | 415 | 43005A.....  | 350 | 43587.....     | 298 | 45014.....     | 300 |
| 41142.....   | 416 | 43011.....   | 225 | 43588.....     | 298 | 45021.....     | 454 |
| 41143.....   | 415 | 43054.....   | 349 | 43589.....     | 298 | 45025.....     | 454 |
| 41194.....   | 302 | 43055.....   | 349 | 43590.....     | 298 | 45027.....     | 454 |
| 41195.....   | 302 | 43057.....   | 349 | 435A.....      | 277 | 45029.....     | 454 |
| 41212.....   | 401 | 43058.....   | 349 | 435A.....      | 277 | 45033.....     | 446 |
| 41213.....   | 401 | 43154.....   | 349 | 43658.....     | 349 | 45041.....     | 454 |
| 41215.....   | 401 | 43168.....   | 349 | 43665.....     | 350 | 450546.....    | 94  |
| 41219.....   | 401 | 4317943..... | 89  | 436A.....      | 277 | 45058.....     | 455 |
| 41220.....   | 401 | 4318046..... | 87  | 43727B.....    | 299 | 45059.....     | 455 |
| 41222.....   | 402 | 4318047..... | 88  | 43732.....     | 299 | 45061.....     | 456 |
| 41223.....   | 402 | 4318165..... | 86  | 43732.....     | 299 | 45089.....     | 455 |
| 41225.....   | 402 | 43213.....   | 401 | 43733.....     | 299 | 45101.....     | 455 |
| 41232.....   | 403 | 43215.....   | 401 | 43733.....     | 299 | 45107.....     | 455 |
| 41233.....   | 403 | 43219.....   | 401 | 43734.....     | 299 | 45111.....     | 456 |
| 41235.....   | 403 | 43220.....   | 401 | 43734.....     | 299 | 45117.....     | 456 |
| 41282.....   | 402 | 43233.....   | 403 | 43735.....     | 299 | 45132.....     | 449 |
| 41283.....   | 402 | 43235.....   | 403 | 43735.....     | 299 | 45161.....     | 452 |
| 41285.....   | 402 | 43251.....   | 458 | 43758.....     | 350 | 45165.....     | 456 |
| 41292.....   | 402 | 43253.....   | 458 | 43783.....     | 298 | 45181.....     | 225 |
| 41293.....   | 402 | 43255.....   | 458 | 43784.....     | 298 | 45183.....     | 225 |
| 41295.....   | 402 | 43257.....   | 458 | 4378411RB..... | 91  | 45185.....     | 225 |
| 41299.....   | 402 | 43259.....   | 458 | 43785.....     | 298 | 45189.....     | 225 |
| 41311.....   | 401 | 43261.....   | 458 | 43786.....     | 298 | 45191.....     | 225 |
| 41312.....   | 401 | 43263.....   | 458 | 43787.....     | 298 | 45205.....     | 375 |
| 41313.....   | 401 | 43265.....   | 458 | 43788.....     | 298 | 45266.....     | 375 |
| 41315.....   | 401 | 43267.....   | 458 | 43855.....     | 349 | 45267.....     | 375 |
| 41319.....   | 402 | 43269.....   | 458 | 4386917.....   | 88  | 45268.....     | 375 |
| 41332.....   | 402 | 43271.....   | 458 | 4387490.....   | 88  | 45269.....     | 363 |
| 41353.....   | 402 | 43273.....   | 458 | 4387503.....   | 88  | 45270.....     | 363 |
| 41355.....   | 402 | 43277.....   | 458 | 4387535.....   | 85  | 45271.....     | 363 |
| 41363.....   | 382 | 43287.....   | 458 | 4387835.....   | 85  | 45272.....     | 363 |
| 41363.....   | 402 | 43295.....   | 458 | 4387913.....   | 85  | 45273.....     | 363 |
| 41365.....   | 402 | 43301.....   | 458 | 4388286.....   | 86  | 45275.....     | 363 |
| 41382.....   | 402 | 43305.....   | 458 | 4388736.....   | 89  | 45276.....     | 363 |
| 41392.....   | 402 | 43307.....   | 458 | 4388931.....   | 89  | 45277.....     | 363 |
| 41612.....   | 401 | 43309.....   | 350 | 4388932.....   | 89  | 453173.....    | 94  |
| 41615.....   | 401 | 43309.....   | 458 | 4389142.....   | 85  | 45375.....     | 470 |
| 41622.....   | 402 | 43311.....   | 458 | 4389144.....   | 85  | 454096.....    | 94  |
| 4162321..... | 62  | 43313.....   | 402 | 4390.....      | 470 | 454280.....    | 94  |
| 4162322..... | 62  | 43313.....   | 458 | 4391974.....   | 85  | 45458B.....    | 299 |
| 41632.....   | 402 | 43315.....   | 402 | 4391989.....   | 82  | 45460.....     | 298 |
| 41642.....   | 402 | 43315.....   | 458 | 4391996.....   | 66  | 45461.....     | 298 |
| 41652.....   | 402 | 43317.....   | 458 | 4392065.....   | 70  | 45470.....     | 298 |
| 41702.....   | 402 | 43319.....   | 402 | 4392899.....   | 72  | 45471.....     | 298 |
| 41709.....   | 402 | 43335.....   | 458 | 4393799.....   | 80  | 454811.....    | 94  |
| 41710.....   | 402 | 43343.....   | 458 | 439490.....    | 133 | 45488B.....    | 299 |
| 41711.....   | 402 | 43355.....   | 349 | 4396006RW..... | 71  | 45503.....     | 396 |
| 41712.....   | 402 | 43355.....   | 402 | 4396395.....   | 89  | 45506.....     | 396 |
| 41715.....   | 402 | 43359.....   | 350 | 4396510.....   | 89  | 458193.....    | 94  |

## PART NUMBER INDEX

|               |     |               |     |               |     |            |     |
|---------------|-----|---------------|-----|---------------|-----|------------|-----|
| 458290.....   | 94  | 48363.....    | 121 | 48660625..... | 322 | 49792..... | 406 |
| 459.....      | 150 | 48364.....    | 121 | 48747.....    | 121 | 49795..... | 406 |
| 45912CD.....  | 151 | 48365.....    | 121 | 48800.....    | 321 | 49801..... | 406 |
| 45912CDA..... | 151 | 48366.....    | 121 | 489497.....   | 85  | 49802..... | 406 |
| 460.....      | 150 | 48370.....    | 139 | 49001.....    | 397 | 49803..... | 406 |
| 46000.....    | 405 | 48371.....    | 139 | 49002.....    | 397 | 49805..... | 406 |
| 46001.....    | 405 | 48372.....    | 139 | 49003.....    | 397 | 49806..... | 406 |
| 46003.....    | 405 | 48376.....    | 139 | 49004.....    | 397 | 49816..... | 406 |
| 46010.....    | 405 | 48377.....    | 139 | 49005.....    | 397 | 49831..... | 406 |
| 46011.....    | 405 | 48378.....    | 139 | 49006.....    | 397 | 49832..... | 406 |
| 46013.....    | 405 | 48379.....    | 153 | 49008.....    | 397 | 49833..... | 406 |
| 46020.....    | 405 | 48380.....    | 153 | 49010.....    | 397 | 49835..... | 406 |
| 46021.....    | 405 | 48383.....    | 152 | 49010.....    | 415 | 49836..... | 406 |
| 46022.....    | 405 | 48387.....    | 152 | 49013.....    | 397 | 49847..... | 406 |
| 46026.....    | 405 | 48388.....    | 152 | 49014.....    | 397 | 49856..... | 406 |
| 46030.....    | 405 | 48389.....    | 152 | 49015.....    | 397 | 49860..... | 406 |
| 46031.....    | 405 | 48392.....    | 152 | 49016.....    | 397 | 49862..... | 406 |
| 46032.....    | 405 | 48397.....    | 140 | 49025.....    | 397 | 49863..... | 406 |
| 46038.....    | 405 | 48398.....    | 154 | 49026.....    | 397 | 49865..... | 406 |
| 46040.....    | 405 | 48400.....    | 321 | 49027.....    | 397 | 49867..... | 406 |
| 46041.....    | 405 | 48400435..... | 322 | 49028.....    | 397 | 49868..... | 406 |
| 46042.....    | 405 | 48447.....    | 176 | 49031.....    | 397 | 49869..... | 406 |
| 46043.....    | 405 | 48448.....    | 176 | 49032.....    | 397 | 49870..... | 406 |
| 46048.....    | 405 | 48449.....    | 176 | 49033.....    | 397 | 49883..... | 406 |
| 46080.....    | 405 | 48450.....    | 176 | 49034.....    | 397 | 49887..... | 406 |
| 46081.....    | 405 | 48450.....    | 321 | 49035.....    | 397 | 49889..... | 406 |
| 46082.....    | 405 | 48450435..... | 322 | 49035.....    | 397 | 49892..... | 406 |
| 46084.....    | 405 | 48450500..... | 322 | 49036.....    | 397 | 49895..... | 407 |
| 46090.....    | 405 | 48451.....    | 176 | 49036.....    | 397 | 49902..... | 407 |
| 46091.....    | 405 | 48452.....    | 176 | 49051.....    | 397 | 49903..... | 407 |
| 46092.....    | 405 | 48456.....    | 176 | 49052.....    | 397 | 49905..... | 407 |
| 46094.....    | 405 | 48457.....    | 176 | 49053.....    | 397 | 49906..... | 407 |
| 46120.....    | 405 | 48458.....    | 176 | 49053.....    | 397 | 49916..... | 407 |
| 46130.....    | 405 | 48459.....    | 176 | 49054.....    | 397 | 49922..... | 407 |
| 46140.....    | 405 | 48460.....    | 176 | 49054.....    | 397 | 49925..... | 407 |
| 46150.....    | 405 | 48461.....    | 176 | 49055.....    | 397 | 49932..... | 407 |
| 46160.....    | 405 | 48462.....    | 176 | 49056.....    | 397 | 49933..... | 407 |
| 46170.....    | 405 | 48463.....    | 176 | 49057.....    | 397 | 49935..... | 407 |
| 46180.....    | 405 | 48464.....    | 176 | 49058.....    | 397 | 49936..... | 407 |
| 46190.....    | 405 | 48465.....    | 176 | 49059.....    | 397 | 49952..... | 407 |
| 4750.....     | 113 | 48466.....    | 176 | 49060.....    | 397 | 49955..... | 407 |
| 48003.....    | 210 | 48467.....    | 176 | 49063.....    | 397 | 49956..... | 407 |
| 48004.....    | 210 | 48468.....    | 176 | 49064.....    | 397 | 49960..... | 407 |
| 48005.....    | 210 | 48469.....    | 176 | 49090.....    | 398 | 49962..... | 407 |
| 48006.....    | 210 | 48470.....    | 176 | 49091.....    | 398 | 49963..... | 407 |
| 48007.....    | 210 | 48471.....    | 176 | 49092.....    | 398 | 49965..... | 407 |
| 48035.....    | 211 | 48472.....    | 176 | 49101.....    | 301 | 49965..... | 407 |
| 48037.....    | 211 | 48473.....    | 176 | 49105.....    | 396 | 49967..... | 407 |
| 48087.....    | 211 | 48474.....    | 176 | 49106.....    | 396 | 49968..... | 407 |
| 48088.....    | 211 | 48475.....    | 176 | 49137.....    | 396 | 49969..... | 407 |
| 48089.....    | 211 | 48476.....    | 176 | 49138.....    | 396 | 49970..... | 407 |
| 48090.....    | 211 | 48482.....    | 176 | 491680.....   | 133 | 49973..... | 407 |
| 48100.....    | 321 | 48483.....    | 176 | 49190.....    | 398 | 49977..... | 407 |
| 481000.....   | 321 | 48484.....    | 176 | 49190.....    | 415 | 49982..... | 407 |
| 48127.....    | 211 | 48485.....    | 176 | 49191.....    | 398 | 49983..... | 407 |
| 48128.....    | 211 | 48486.....    | 176 | 49191.....    | 415 | 49987..... | 407 |
| 48130.....    | 211 | 48487.....    | 176 | 49191.....    | 415 | 49993..... | 407 |
| 48131.....    | 211 | 48500.....    | 321 | 49192.....    | 398 | 49997..... | 407 |
| 48132.....    | 211 | 48500435..... | 322 | 49192.....    | 415 | 4ARMC..... | 477 |
| 48140.....    | 211 | 48500435..... | 323 | 492615.....   | 94  | 50000..... | 476 |
| 48174.....    | 211 | 48500500..... | 322 | 492623.....   | 94  | 50013..... | 474 |
| 48176.....    | 211 | 48500625..... | 322 | 492640.....   | 94  | 50023..... | 474 |
| 48177.....    | 211 | 48523.....    | 176 | 492666.....   | 94  | 50033..... | 474 |
| 48200.....    | 321 | 48524.....    | 176 | 492682.....   | 94  | 50039..... | 459 |
| 48250.....    | 321 | 48525.....    | 176 | 492703.....   | 94  | 50043..... | 474 |
| 48251.....    | 130 | 48526.....    | 176 | 49271.....    | 402 | 50045..... | 474 |
| 48252.....    | 130 | 48550.....    | 220 | 492711.....   | 94  | 50059..... | 474 |
| 48262.....    | 130 | 48551.....    | 220 | 49272.....    | 402 | 50087..... | 473 |
| 482731.....   | 85  | 48600.....    | 321 | 49281.....    | 406 | 50088..... | 473 |
| 48300.....    | 321 | 48600500..... | 322 | 49282.....    | 406 | 50099..... | 473 |
| 48331.....    | 297 | 48600625..... | 322 | 49283.....    | 407 | 500S.....  | 425 |
| 48350.....    | 321 | 48652.....    | 213 | 49291.....    | 405 | 50153..... | 459 |
| 48350435..... | 322 | 48652AB*..... | 213 | 49292.....    | 405 | 50155..... | 459 |
| 48357.....    | 129 | 48654.....    | 213 | 492922.....   | 94  | 50157..... | 459 |
| 48362.....    | 154 | 48660.....    | 321 | 49572A.....   | 65  | 50160..... | 459 |
|               |     |               |     | 49621.....    | 66  | 50181..... | 476 |

# PART NUMBER INDEX

|             |     |             |     |            |     |           |     |
|-------------|-----|-------------|-----|------------|-----|-----------|-----|
| 502         | 425 | 5303131115  | 18  | 5304477398 | 14  | 56138     | 228 |
| 5020        | 368 | 5303207229  | 28  | 5304482075 | 19  | 56139     | 228 |
| 503         | 425 | 5303208499  | 16  | 5304485917 | 12  | 56145     | 228 |
| 504         | 425 | 5303212849  | 6   | 5304491941 | 20  | 56161     | 382 |
| 5059-23     | 360 | 5303279394  | 12  | 5304492441 | 21  | 56675     | 151 |
| 50745-D500  | 273 | 5303280336  | 17  | 5308000010 | 23  | 56675A    | 151 |
| 50746-D500  | 274 | 5303281135  | 7   | 5308950197 | 12  | 5700      | 367 |
| 50747-D230  | 273 | 5303281153  | 7   | 53-0918    | 68  | 57011     | 228 |
| 50747-D401  | 273 | 5303281154  | 6   | 53123      | 385 | 57037     | 228 |
| 50747-D500  | 273 | 5303283286  | 7   | 53223      | 385 | 57103     | 381 |
| 50747-D600  | 273 | 5303288973  | 29  | 53314      | 385 | 57136     | 381 |
| 50748-D500  | 273 | 5303289500  | 29  | 53315      | 385 | 57161     | 381 |
| 50752-D230* | 274 | 5303289501  | 29  | 53322      | 385 | 57401     | 227 |
| 50752-D500  | 274 | 5303305677  | 20  | 5340       | 368 | 57403     | 227 |
| 50755-D230* | 274 | 5303309673  | 12  | 53512-UV   | 447 | 57405     | 227 |
| 50755-D500  | 274 | 5303310273  | 4   | 53515      | 385 | 57408     | 227 |
| 50756-D500  | 275 | 5303319568  | 14  | 53517-UV   | 447 | 57431     | 227 |
| 50757-D500  | 274 | 5303323480  | 27  | 53518-UV   | 447 | 57433     | 227 |
| 50769-D500† | 275 | 5303323481  | 27  | 53615      | 472 | 57435     | 227 |
| 50A55-843   | 358 | 5303324302  | 28  | 53615-6    | 472 | 57501     | 227 |
| 50A65-843   | 358 | 5303325990  | 27  | 53650      | 386 | 57506     | 227 |
| 50D50-842   | 357 | 5303325991  | 28  | 53660      | 472 | 57511     | 227 |
| 50D50-843   | 357 | 5303912606  | 16  | 5366021400 | 8   | 57516     | 227 |
| 50E47-843   | 358 | 5303917098  | 20  | 53660-6    | 472 | 57521     | 227 |
| 50M56U-843  | 358 | 5303917628  | 24  | 5380       | 371 | 57524     | 227 |
| 50T35-743   | 358 | 5303917629  | 24  | 53825      | 384 | 57531     | 227 |
| 511         | 425 | 5303917630  | 24  | 541        | 121 | 57533     | 227 |
| 512         | 425 | 5303917633  | 24  | 54103      | 381 | 57536     | 227 |
| 5160        | 368 | 5303917634  | 25  | 54350      | 381 | 57602     | 227 |
| 5160        | 369 | 5303917954  | 24  | 5440       | 367 | 5817H0003 | 114 |
| 52161       | 389 | 5303918202  | 24  | 54500      | 381 | 5817H0088 | 114 |
| 52224-A     | 389 | 5303918214  | 24  | 5451-100   | 164 | 58203     | 381 |
| 52224-C     | 387 | 5303918274  | 23  | 5451-50    | 164 | 5850      | 456 |
| 52224-C     | 389 | 5303918277  | 22  | 5470       | 367 | 58501     | 381 |
| 52225-A     | 389 | 5303918301  | 25  | 5500       | 469 | 5880      | 370 |
| 52225-B     | 387 | 5303918340  | 19  | 550B       | 442 | 58803     | 381 |
| 52226       | 386 | 5303918344  | 22  | 55100      | 384 | 59103     | 381 |
| 52227       | 386 | 5303918476  | 25  | 5520       | 469 | 59161     | 382 |
| 52228       | 388 | 5303918495  | 22  | 55200      | 384 | 594A      | 291 |
| 52229       | 387 | 5303918549  | 23  | 55300      | 384 | 59511     | 410 |
| 52230       | 436 | 5303925377  | 27  | 55331      | 477 | 59511     | 419 |
| 52233       | 388 | 5303931775  | 7   | 55332      | 477 | 59651     | 414 |
| 52233       | 431 | 5303931779  | 12  | 55335      | 477 | 59652     | 414 |
| 52236       | 388 | 5303935054  | 17  | 55352      | 454 | 59653     | 414 |
| 52236       | 431 | 5303935057  | 17  | 5540       | 368 | 59654     | 414 |
| 52238       | 431 | 5303935058  | 15  | 55400      | 384 | 59655     | 414 |
| 52240       | 388 | 5303935066  | 16  | 55421      | 457 | 5980      | 371 |
| 52245       | 387 | 5303935067  | 15  | 55425      | 457 | 5981      | 457 |
| 52246       | 385 | 5303935068  | 15  | 55427      | 457 | 5982      | 371 |
| 52270       | 395 | 5303935086  | 15  | 55429      | 457 | 5983      | 469 |
| 52280       | 395 | 5303937139  | 8   | 55602      | 477 | 5984      | 373 |
| 52300       | 386 | 5303937141  | 13  | 55606      | 477 | 5985      | 366 |
| 52331       | 387 | 5303937182* | 7   | 55750      | 384 | 59861     | 381 |
| 52332       | 387 | 5303937183* | 7   | 55800      | 384 | 59872     | 380 |
| 52333       | 387 | 5303937186  | 7   | 56000      | 68  | 5990      | 367 |
| 52334       | 387 | 5303937187  | 12  | 56003      | 228 | 59T4000   | 129 |
| 52335       | 387 | 5304        | 234 | 56004      | 228 | 59T4100   | 129 |
| 52336       | 379 | 5304401265  | 15  | 56011      | 228 | 5D51-35   | 359 |
| 525         | 143 | 5304404821  | 23  | 56012      | 228 | 5D51-78   | 359 |
| 526         | 143 | 5304409888  | 5   | 56021      | 228 | 5D51-90   | 359 |
| 53          | 180 | 5304413855  | 24  | 56031      | 228 | 60001     | 119 |
| 5300158289  | 20  | 5304413856  | 24  | 56045      | 228 | 60003     | 119 |
| 5300622032  | 6   | 5304421256  | 23  | 56053      | 228 | 60003     | 396 |
| 5300622034  | 6   | 5304440026  | 14  | 56061      | 228 | 60006     | 396 |
| 5300809611  | 3   | 5304440323  | 14  | 56071      | 228 | 60008     | 396 |
| 5300809640  | 4   | 5304442173  | 3   | 56072      | 228 | 60009     | 119 |
| 5300809640  | 4   | 5304442175  | 3   | 56075      | 228 | 60009     | 404 |
| 5300809703  | 3   | 5304458371  | 22  | 56076      | 228 | 60010     | 404 |
| 5300809974  | 4   | 5304461262  | 6   | 560CD      | 151 | 60011     | 119 |
| 5301058     | 221 | 5304462665  | 19  | 56101      | 228 | 60011     | 398 |
| 53-0106     | 68  | 5304463777  | 2   | 56103      | 381 | 60012     | 398 |
| 5301188     | 222 | 5304464438  | 20  | 56104      | 228 | 60013     | 398 |
| 5301189     | 222 | 5304475092  | 30  | 56109      | 228 | 60014     | 404 |
| 5302305     | 222 | 5304475102  | 30  | 56130      | 228 | 60015     | 404 |
| 5303051519  | 14  | 5304475140  | 30  | 56137      | 228 | 60016     | 398 |

**X**

This information is provided "as is" without warranty of any kind by any person, including without limitation, the owner and the publisher.

## PART NUMBER INDEX

|        |     |       |     |           |     |           |     |
|--------|-----|-------|-----|-----------|-----|-----------|-----|
| 60017  | 398 | 60340 | 399 | 60466     | 396 | 61157     | 395 |
| 60018  | 398 | 60342 | 399 | 60467     | 396 | 61158     | 395 |
| 60022  | 130 | 60343 | 399 | 60468     | 396 | 61170     | 411 |
| 60023  | 130 | 60344 | 399 | 60469     | 396 | 61171     | 411 |
| 60031  | 119 | 60345 | 399 | 60470     | 396 | 61172     | 411 |
| 60079  | 404 | 60346 | 399 | 60475     | 396 | 61173     | 411 |
| 60083  | 130 | 60347 | 399 | 60476     | 396 | 61302     | 459 |
| 60085  | 130 | 60348 | 399 | 60489     | 153 | 61303     | 459 |
| 60086  | 130 | 60349 | 399 | 60490     | 153 | 61304     | 459 |
| 60089  | 130 | 60351 | 408 | 60554     | 207 | 61305     | 459 |
| 60091  | 130 | 60352 | 408 | 60555     | 207 | 61331     | 301 |
| 60092  | 130 | 60353 | 408 | 60556     | 207 | 61332     | 301 |
| 60093  | 130 | 60354 | 408 | 60558     | 207 | 61399-1   | 135 |
| 60095  | 167 | 60355 | 140 | 6057      | 138 | 61432     | 301 |
| 60098  | 167 | 60355 | 408 | 60590     | 420 | 62010     | 376 |
| 60100  | 310 | 60356 | 408 | 60591     | 420 | 62010     | 395 |
| 60100  | 404 | 60357 | 140 | 60592     | 420 | 6-2022030 | 74  |
| 60101  | 399 | 60357 | 408 | 60600     | 419 | 62023     | 199 |
| 60101  | 404 | 60358 | 408 | 60601     | 419 | 62024     | 199 |
| 60102  | 404 | 60359 | 408 | 60609     | 420 | 62025     | 199 |
| 60103  | 404 | 60360 | 408 | 60610     | 420 | 62026     | 199 |
| 60121  | 398 | 60361 | 408 | 60612     | 396 | 62027     | 199 |
| 60124  | 404 | 60365 | 122 | 60613     | 396 | 62028     | 199 |
| 60142  | 398 | 60373 | 400 | 60615     | 396 | 62029     | 199 |
| 60160  | 398 | 60374 | 400 | 60616     | 396 | 62030     | 199 |
| 60161  | 399 | 60375 | 400 | 60618     | 396 | 62031     | 199 |
| 60161  | 419 | 60377 | 400 | 60619     | 419 | 62032     | 199 |
| 60163  | 419 | 60378 | 400 | 60620     | 419 | 62033     | 199 |
| 60164  | 419 | 60379 | 400 | 60629     | 419 | 62034     | 199 |
| 60165  | 419 | 60380 | 400 | 60630     | 420 | 62037     | 199 |
| 60166  | 419 | 60390 | 400 | 60631     | 420 | 62039     | 199 |
| 60210  | 398 | 60395 | 400 | 60633     | 420 | 62040     | 199 |
| 60212  | 398 | 60396 | 400 | 60634     | 420 | 6-2040130 | 78  |
| 60212  | 400 | 60397 | 400 | 60635     | 420 | 62041     | 199 |
| 60213  | 398 | 60398 | 400 | 60636     | 420 | 62042     | 199 |
| 60214  | 398 | 60405 | 410 | 60637     | 420 | 62043     | 199 |
| 60214  | 413 | 60407 | 410 | 60638     | 420 | 62044     | 199 |
| 60230  | 398 | 60410 | 410 | 60655     | 123 | 62045     | 199 |
| 60232  | 398 | 60411 | 410 | 60661     | 411 | 62046     | 199 |
| 60232  | 400 | 60412 | 410 | 60663     | 123 | 62047     | 199 |
| 60233  | 398 | 60413 | 410 | 60665     | 411 | 62048     | 199 |
| 60268  | 216 | 60414 | 410 | 60666     | 411 | 62049     | 199 |
| 60268  | 413 | 60415 | 410 | 60667     | 420 | 62050     | 200 |
| 60269  | 216 | 60416 | 410 | 60668     | 420 | 62051     | 200 |
| 60269  | 413 | 60417 | 410 | 60825     | 299 | 62052     | 200 |
| 60270  | 419 | 60418 | 410 | 60-CLAMP  | 99  | 62053     | 200 |
| 60271  | 419 | 60419 | 124 | 60-DCLAMP | 133 | 62054     | 200 |
| 60272  | 216 | 60420 | 410 | 61001     | 200 | 62055     | 200 |
| 60272  | 419 | 60421 | 124 | 61001846  | 90  | 62056     | 200 |
| 60273  | 216 | 60422 | 410 | 61002     | 307 | 62057     | 200 |
| 60273  | 413 | 60423 | 123 | 61002112  | 86  | 62058     | 200 |
| 60274  | 216 | 60424 | 410 | 61003     | 200 | 62059     | 200 |
| 60274  | 413 | 60425 | 124 | 61004     | 200 | 62060     | 200 |
| 60278  | 413 | 60426 | 410 | 61004     | 307 | 62061     | 200 |
| 60290  | 398 | 60427 | 410 | 61005     | 200 | 62064     | 200 |
| 60292  | 398 | 60429 | 446 | 61005988  | 90  | 62065     | 200 |
| 60293  | 398 | 60439 | 400 | 61006     | 307 | 62066     | 200 |
| 60295  | 393 | 60440 | 400 | 61009     | 307 | 62067     | 200 |
| 60321N | 139 | 60441 | 400 | 61011     | 200 | 62068     | 200 |
| 60323N | 139 | 60442 | 400 | 61013     | 200 | 62069     | 200 |
| 60325N | 139 | 60443 | 400 | 61015     | 307 | 62070     | 200 |
| 60326  | 399 | 60444 | 400 | 61017     | 307 | 62071     | 200 |
| 60327  | 399 | 60445 | 400 | 61059     | 307 | 62072     | 200 |
| 60327N | 139 | 60446 | 400 | 61067     | 200 | 62073     | 200 |
| 60329  | 399 | 60447 | 400 | 61069     | 200 | 62074     | 200 |
| 60330  | 399 | 60448 | 400 | 61073     | 200 | 62075     | 200 |
| 60331  | 399 | 60449 | 400 | 61074     | 200 | 62076     | 200 |
| 60332  | 399 | 60450 | 400 | 61075     | 200 | 62077     | 200 |
| 60333  | 399 | 60456 | 153 | 61076     | 200 | 62078     | 199 |
| 60333N | 139 | 60460 | 396 | 61151     | 395 | 62079     | 199 |
| 60334  | 399 | 60461 | 396 | 61152     | 395 | 62082     | 199 |
| 60335  | 399 | 60462 | 396 | 61153     | 395 | 62083     | 199 |
| 60336  | 399 | 60463 | 396 | 61154     | 395 | 62084     | 199 |
| 60338  | 399 | 60464 | 396 | 61155     | 395 | 62085     | 199 |
| 60339  | 399 | 60465 | 396 | 61156     | 395 | 6-2095720 | 72  |



# PART NUMBER INDEX

|                |     |                |     |                |     |                |     |
|----------------|-----|----------------|-----|----------------|-----|----------------|-----|
| 62-10-LF.....  | 119 | 65801.....     | 149 | 6704G0013..... | 103 | 69622.....     | 398 |
| 62167.....     | 199 | 65801AB*.....  | 149 | 67154.....     | 300 | 69623.....     | 398 |
| 62168.....     | 199 | 65811.....     | 307 | 675186.....    | 61  | 69624.....     | 398 |
| 62177.....     | 199 | 65812.....     | 308 | 675611.....    | 61  | 69625.....     | 398 |
| 62178.....     | 199 | 65821.....     | 307 | 675796.....    | 61  | 69-64.....     | 119 |
| 62-4-LF.....   | 119 | 65823.....     | 149 | 675806.....    | 61  | 69-66.....     | 119 |
| 62-5-LF.....   | 119 | 65827.....     | 149 | 675808.....    | 61  | 69-68.....     | 119 |
| 62649P.....    | 70  | 65833.....     | 149 | 675813.....    | 61  | 69700.....     | 409 |
| 62-6-LF.....   | 119 | 65894K.....    | 300 | 6800.....      | 79  | 69702.....     | 409 |
| 62-8-LF.....   | 119 | 65901.....     | 230 | 6802A.....     | 80  | 69703.....     | 409 |
| 63010.....     | 376 | 65903.....     | 230 | 6810-24TB..... | 367 | 69705.....     | 409 |
| 63010.....     | 395 | 65905.....     | 230 | 6820-24TB..... | 368 | 69706.....     | 409 |
| 6-3129480..... | 72  | 65907.....     | 230 | 68233-3.....   | 85  | 69708.....     | 412 |
| 633.....       | 121 | 66002.....     | 297 | 68800.....     | 404 | 69709.....     | 412 |
| 63300-1.....   | 135 | 6600-41GS..... | 370 | 68801.....     | 404 | 69710.....     | 412 |
| 63301-1.....   | 135 | 66005.....     | 297 | 68802.....     | 404 | 69711.....     | 412 |
| 634.....       | 150 | 6601-41GS..... | 371 | 68803.....     | 404 | 69712.....     | 412 |
| 6-3700340..... | 66  | 6602-32QT..... | 369 | 68804.....     | 404 | 69713.....     | 412 |
| 6-3705180..... | 72  | 6603-41GS..... | 366 | 68805.....     | 404 | 69721.....     | 409 |
| 6390-41GL..... | 367 | 6604-41GS..... | 371 | 68806.....     | 404 | 69727.....     | 409 |
| 63907.....     | 72  | 660532.....    | 82  | 68807.....     | 404 | 69729.....     | 419 |
| 64022.....     | 307 | 660533.....    | 82  | 68808.....     | 404 | 69730.....     | 419 |
| 64102.....     | 307 | 6605-41GS..... | 370 | 68810.....     | 404 | 69731.....     | 419 |
| 64108.....     | 307 | 6606-41GS..... | 370 | 68811.....     | 404 | 69732.....     | 419 |
| 64115.....     | 307 | 6607-41GS..... | 370 | 68812.....     | 404 | 697772.....    | 68  |
| 64117.....     | 307 | 6608-32QT..... | 369 | 68813.....     | 404 | 69789.....     | 384 |
| 6420.....      | 475 | 6610-41GS..... | 370 | 6-9021150..... | 64  | 69803.....     | 412 |
| 6440G0018..... | 103 | 66-108.....    | 119 | 69075.....     | 378 | 69805.....     | 412 |
| 6460G0003..... | 103 | 6612-41GL..... | 370 | 69080.....     | 379 | 69806.....     | 412 |
| 648A.....      | 287 | 661570V.....   | 68  | 69086.....     | 379 | 69-86.....     | 119 |
| 65001.....     | 307 | 661600.....    | 76  | 69089.....     | 419 | 70.....        | 351 |
| 65002.....     | 307 | 6617-41GL..... | 367 | 691366.....    | 68  | 70000.....     | 392 |
| 65017.....     | 307 | 6618-41GL..... | 367 | 691581.....    | 68  | 70001.....     | 392 |
| 65018.....     | 307 | 661A.....      | 290 | 6-917075.....  | 64  | 70022.....     | 394 |
| 65020.....     | 307 | 6624-41GL..... | 470 | 6-918873.....  | 64  | 70024.....     | 392 |
| 65021.....     | 307 | 66254.....     | 297 | 69300.....     | 377 | 70025.....     | 391 |
| 65040.....     | 307 | 6625-41GL..... | 470 | 69316.....     | 302 | 70027.....     | 391 |
| 65041.....     | 307 | 6629-32QT..... | 368 | 69317.....     | 302 | 70029.....     | 391 |
| 65045.....     | 307 | 6632-32QT..... | 372 | 69336.....     | 384 | 70030.....     | 391 |
| 65100.....     | 300 | 6633-32QT..... | 372 | 69354.....     | 385 | 70031.....     | 392 |
| 65101.....     | 300 | 66338.....     | 297 | 69371.....     | 410 | 70033.....     | 391 |
| 65109.....     | 307 | 6634-08OZ..... | 372 | 69373.....     | 410 | 70035.....     | 391 |
| 65112.....     | 300 | 6635-08OZ..... | 372 | 69378.....     | 411 | 70037.....     | 391 |
| 65119.....     | 307 | 66401.....     | 297 | 69380.....     | 411 | 70048.....     | 394 |
| 65133.....     | 307 | 66404.....     | 241 | 69381.....     | 411 | 70049.....     | 394 |
| 65211.....     | 307 | 6641-61GL..... | 373 | 69383.....     | 411 | 70051.....     | 392 |
| 65213.....     | 307 | 66434-R.....   | 383 | 69384.....     | 411 | 70052.....     | 392 |
| 65272.....     | 300 | 66-44.....     | 119 | 69385.....     | 411 | 70053.....     | 393 |
| 65311.....     | 307 | 6650-55GL..... | 373 | 69386.....     | 411 | 70056.....     | 392 |
| 65313.....     | 307 | 6651-55GL..... | 373 | 69387.....     | 410 | 70057-A.....   | 393 |
| 65335.....     | 173 | 66534-R.....   | 383 | 69387.....     | 411 | 70058-A.....   | 393 |
| 65339.....     | 173 | 6660-08OZ..... | 372 | 69388.....     | 410 | 70059.....     | 302 |
| 65361*.....    | 173 | 6662-08OZ..... | 372 | 69388.....     | 411 | 70059.....     | 393 |
| 65375.....     | 153 | 6662-100.....  | 164 | 694089.....    | 68  | 70060.....     | 393 |
| 65379.....     | 153 | 6662-50.....   | 164 | 69436.....     | 419 | 70061.....     | 390 |
| 65411.....     | 307 | 66-66.....     | 119 | 69468.....     | 419 | 70066.....     | 390 |
| 65412.....     | 308 | 6666-41GL..... | 372 | 69500.....     | 377 | 70069-A.....   | 391 |
| 65413.....     | 307 | 6667-41GL..... | 372 | 69522.....     | 434 | 70070.....     | 390 |
| 65421.....     | 307 | 66-68.....     | 119 | 69559.....     | 419 | 70070-RD.....  | 390 |
| 65441.....     | 153 | 6678-41GL..... | 457 | 69560.....     | 419 | 70074.....     | 394 |
| 65446.....     | 123 | 66787.....     | 311 | 69561.....     | 419 | 70076.....     | 391 |
| 65509.....     | 123 | 66833.....     | 297 | 69562.....     | 419 | 70078.....     | 449 |
| 65514.....     | 300 | 66847.....     | 310 | 69563.....     | 419 | 70078.....     | 456 |
| 65569.....     | 241 | 6690-03PP..... | 373 | 69564.....     | 419 | 70080.....     | 390 |
| 65570.....     | 241 | 6691-05PP..... | 373 | 69590.....     | 398 | 70081.....     | 394 |
| 65670.....     | 310 | 6692-10PP..... | 373 | 69601.....     | 398 | 70082.....     | 394 |
| 65672.....     | 310 | 6693-45PP..... | 373 | 69602.....     | 398 | 70083.....     | 394 |
| 65673.....     | 310 | 6694-01SP..... | 373 | 69603.....     | 398 | 70085.....     | 394 |
| 65675.....     | 310 | 6695-03SP..... | 373 | 69610.....     | 398 | 700855K.....   | 82  |
| 65685.....     | 309 | 6696-05SP..... | 373 | 69611.....     | 398 | 70088.....     | 394 |
| 65686.....     | 309 | 6697-10SP..... | 373 | 69612.....     | 398 | 70088-TIP..... | 394 |
| 65690.....     | 310 | 6698-20SP..... | 373 | 69-612-DW..... | 121 | 70090.....     | 392 |
| 65691.....     | 300 | 6699-50SP..... | 373 | 69613.....     | 398 | 70090.....     | 392 |
| 65692.....     | 300 | 67.....        | 180 | 69620.....     | 398 | 70090-A.....   | 392 |
| 65709.....     | 300 | 6703G0007..... | 103 | 69621.....     | 398 | 70091.....     | 393 |

## PART NUMBER INDEX

|             |     |       |     |       |     |           |     |
|-------------|-----|-------|-----|-------|-----|-----------|-----|
| 70092       | 393 | 78101 | 420 | 78305 | 168 | 78381     | 168 |
| 70093       | 393 | 78102 | 420 | 78306 | 168 | 78382     | 168 |
| 70094       | 394 | 78231 | 167 | 78307 | 168 | 786324    | 83  |
| 70141       | 142 | 78232 | 167 | 78308 | 168 | 78661     | 167 |
| 70143       | 142 | 78233 | 167 | 78309 | 168 | 78665     | 167 |
| 70-220      | 351 | 78234 | 167 | 78310 | 168 | 78691     | 167 |
| 70224       | 309 | 78235 | 167 | 78311 | 168 | 78693     | 167 |
| 70385       | 309 | 78236 | 167 | 78312 | 168 | 78695     | 167 |
| 707929      | 82  | 78237 | 167 | 78313 | 168 | 78699     | 167 |
| 707S        | 151 | 78238 | 167 | 78314 | 168 | 78724     | 408 |
| 708S        | 151 | 78239 | 167 | 78315 | 168 | 78725     | 167 |
| 70CSA       | 351 | 78240 | 167 | 78316 | 168 | 78729     | 167 |
| 70CSA220    | 351 | 78241 | 167 | 78317 | 168 | 78736     | 408 |
| 71          | 424 | 78242 | 167 | 78318 | 168 | 78741     | 167 |
| 710S        | 151 | 78243 | 167 | 78319 | 168 | 791A      | 278 |
| 715877      | 83  | 78244 | 167 | 78320 | 168 | 7FD1056   | 282 |
| 715878      | 83  | 78245 | 167 | 78321 | 168 | 80011     | 390 |
| 71600-A     | 388 | 78246 | 167 | 78322 | 168 | 80013     | 390 |
| 71650-A     | 388 | 78247 | 167 | 78323 | 168 | 8001554C  | 134 |
| 71675       | 388 | 78248 | 167 | 78324 | 168 | 80021     | 394 |
| 71676       | 388 | 78249 | 167 | 78325 | 168 | 80040     | 72  |
| 71680       | 388 | 78250 | 167 | 78326 | 168 | 8009      | 81  |
| 71685       | 394 | 78251 | 167 | 78328 | 168 | 80111     | 390 |
| 71700       | 388 | 78252 | 167 | 78329 | 168 | 80113     | 390 |
| 72017       | 72  | 78253 | 167 | 78330 | 168 | 80130     | 171 |
| 72029       | 391 | 78254 | 167 | 78331 | 168 | 80131     | 171 |
| 72030       | 391 | 78255 | 167 | 78332 | 168 | 80132     | 171 |
| 72032       | 72  | 78256 | 167 | 78333 | 168 | 80133     | 171 |
| 72034       | 391 | 78257 | 167 | 78334 | 168 | 80134     | 171 |
| 72035       | 391 | 78258 | 167 | 78335 | 168 | 8015855C  | 134 |
| 72376       | 124 | 78259 | 167 | 78336 | 168 | 80170     | 171 |
| 72376       | 125 | 78260 | 167 | 78337 | 168 | 80171     | 171 |
| 72376       | 125 | 78261 | 167 | 78338 | 168 | 80172     | 171 |
| 72376       | 126 | 78262 | 167 | 78339 | 168 | 80173     | 171 |
| 72376       | 126 | 78263 | 167 | 78340 | 168 | 80174     | 171 |
| 733A        | 282 | 78264 | 167 | 78341 | 168 | 80280     | 297 |
| 74003019    | 81  | 78265 | 167 | 78342 | 168 | 8043-20   | 161 |
| 7403P402-60 | 82  | 78266 | 167 | 78343 | 168 | 8047-00   | 161 |
| 75          | 351 | 78267 | 168 | 78344 | 168 | 8047-20   | 161 |
| 75-220      | 351 | 78268 | 168 | 78345 | 168 | 8053334   | 83  |
| 764-742     | 360 | 78270 | 168 | 78346 | 168 | 8053344   | 84  |
| 77001094    | 81  | 78271 | 168 | 78347 | 168 | 80600     | 303 |
| 770-1       | 358 | 78272 | 168 | 78348 | 168 | 8070      | 370 |
| 7733P410-60 | 82  | 78273 | 168 | 78349 | 168 | 807117001 | 2   |
| 7737P245-60 | 82  | 78274 | 168 | 78350 | 168 | 80825     | 299 |
| 77920       | 400 | 78275 | 168 | 78351 | 168 | 809006501 | 3   |
| 77921       | 400 | 78276 | 168 | 78352 | 168 | 80QBP0571 | 110 |
| 77922       | 400 | 78277 | 168 | 78353 | 168 | 80QBP0895 | 111 |
| 77930       | 401 | 78278 | 168 | 78354 | 168 | 80QBP1021 | 109 |
| 77940       | 400 | 78279 | 168 | 78355 | 168 | 80QBP1146 | 192 |
| 77941       | 400 | 78280 | 168 | 78356 | 168 | 80QBP1175 | 104 |
| 77942       | 400 | 78281 | 168 | 78357 | 168 | 80QBP1352 | 110 |
| 78050       | 419 | 78282 | 168 | 78358 | 168 | 80QBP1361 | 192 |
| 78055       | 396 | 78283 | 168 | 78359 | 168 | 80QBP1362 | 192 |
| 78056       | 396 | 78284 | 168 | 78360 | 168 | 80QBP1432 | 104 |
| 78057       | 396 | 78285 | 168 | 78361 | 168 | 80QBP1468 | 105 |
| 78059       | 396 | 78286 | 168 | 78362 | 168 | 80QBP1796 | 192 |
| 78059       | 396 | 78287 | 168 | 78363 | 168 | 80QBP2193 | 110 |
| 78060       | 396 | 78288 | 168 | 78364 | 168 | 80QBP2524 | 104 |
| 78061       | 396 | 78289 | 168 | 78365 | 168 | 80QBP2621 | 104 |
| 78062       | 396 | 78290 | 168 | 78366 | 168 | 80QBP2671 | 104 |
| 78062       | 396 | 78291 | 168 | 78367 | 168 | 80QBP3117 | 104 |
| 78063       | 396 | 78292 | 168 | 78368 | 168 | 80QBP3644 | 109 |
| 78063       | 396 | 78293 | 168 | 78369 | 168 | 80QBP3728 | 194 |
| 78064       | 396 | 78294 | 168 | 78370 | 168 | 80QBP4011 | 109 |
| 78064       | 396 | 78295 | 168 | 78371 | 168 | 80QBP7161 | 109 |
| 78065       | 396 | 78296 | 168 | 78372 | 168 | 80QBP7677 | 104 |
| 78065       | 396 | 78297 | 168 | 78373 | 168 | 80QBP8568 | 110 |
| 78066       | 396 | 78298 | 168 | 78374 | 168 | 80QBP8675 | 105 |
| 78070       | 410 | 78299 | 168 | 78375 | 168 | 80QBP8712 | 105 |
| 78071       | 410 | 78300 | 168 | 78376 | 168 | 80QBP8723 | 109 |
| 78071       | 419 | 78301 | 168 | 78377 | 168 | 80QBP8817 | 104 |
| 78075       | 410 | 78302 | 168 | 78378 | 168 | 80QBP8834 | 104 |
| 78080       | 417 | 78303 | 168 | 78379 | 168 | 80QBP9011 | 110 |
| 78100       | 420 | 78304 | 168 | 78380 | 168 | 8143-00   | 161 |

## PART NUMBER INDEX

|           |     |         |     |          |     |         |     |
|-----------|-----|---------|-----|----------|-----|---------|-----|
| 8143-20   | 161 | 8301    | 125 | 84096    | 172 | 8558753 | 70  |
| 814323    | 83  | 8301    | 125 | 84097    | 172 | 85635   | 175 |
| 814399    | 81  | 8301    | 126 | 84098    | 172 | 85636   | 175 |
| 81671     | 301 | 8301    | 126 | 84099    | 172 | 85637   | 175 |
| 81672     | 301 | 8302    | 124 | 84100    | 172 | 85638   | 175 |
| 8171413   | 90  | 8305    | 124 | 84211601 | 61  | 8564543 | 64  |
| 8172138   | 80  | 8305    | 125 | 84211643 | 61  | 8564547 | 64  |
| 8181694   | 73  | 8305    | 125 | 85076    | 225 | 8566184 | 71  |
| 8181846   | 76  | 8305    | 126 | 8522851  | 83  | 85693   | 220 |
| 8181850   | 77  | 8305    | 126 | 85291    | 454 | 85695   | 220 |
| 8181859   | 76  | 83104   | 477 | 85301    | 375 | 85699   | 175 |
| 8182119   | 77  | 83105   | 476 | 85302    | 375 | 85701   | 175 |
| 8182233   | 77  | 8318084 | 73  | 85311    | 375 | 85702   | 175 |
| 8182634   | 77  | 833697  | 86  | 8531669  | 64  | 85703   | 175 |
| 8182695   | 77  | 84002   | 173 | 8531964  | 71  | 85704   | 175 |
| 8182703   | 77  | 84003   | 173 | 85322    | 375 | 85705   | 175 |
| 8182862   | 73  | 84004   | 173 | 85324    | 375 | 85706   | 175 |
| 8183196   | 77  | 84005   | 173 | 85353    | 375 | 85707   | 175 |
| 8183948   | 80  | 84006   | 173 | 85354    | 375 | 85708   | 175 |
| 819043    | 86  | 84007   | 173 | 8537982  | 71  | 85709   | 175 |
| 819342    | 86  | 84008   | 173 | 8539324  | 61  | 85710   | 175 |
| 8193504   | 61  | 84009   | 173 | 85397    | 450 | 85711   | 175 |
| 8193762   | 62  | 84010   | 173 | 85398    | 450 | 85713   | 175 |
| 8193942   | 62  | 84011   | 173 | 85399    | 450 | 85714   | 175 |
| 8194001   | 63  | 84012   | 173 | 85400    | 175 | 8572546 | 70  |
| 8194200   | 63  | 84013   | 173 | 85401    | 175 | 8574963 | 71  |
| 8201515   | 90  | 84014   | 173 | 85402    | 175 | 8577274 | 71  |
| 8201756   | 86  | 84015   | 173 | 85403    | 175 | 8577356 | 78  |
| 8201786   | 90  | 84016   | 173 | 85412    | 176 | 85800   | 169 |
| 8201799   | 90  | 84017   | 173 | 85413    | 176 | 85801   | 169 |
| 8204670   | 80  | 84018   | 173 | 85414    | 176 | 85802   | 169 |
| 8206230A  | 79  | 84019   | 173 | 85415    | 176 | 85803   | 169 |
| 8206232A  | 80  | 84020   | 173 | 8541503  | 70  | 85804   | 169 |
| 8206443   | 80  | 84021   | 173 | 85416    | 176 | 85805   | 169 |
| 82121     | 241 | 84022   | 173 | 85417    | 176 | 85806   | 169 |
| 8212560   | 63  | 84023   | 173 | 85418    | 176 | 85807   | 169 |
| 82180     | 241 | 84024   | 173 | 85419    | 176 | 85808   | 169 |
| 82201     | 305 | 84026   | 173 | 85420    | 176 | 85809   | 169 |
| 82210     | 305 | 84027   | 173 | 85421    | 176 | 85810   | 169 |
| 82324     | 305 | 84028   | 173 | 85422    | 176 | 85811   | 169 |
| 82423K    | 300 | 84029   | 172 | 85423    | 176 | 85812   | 169 |
| 82483     | 297 | 84030   | 172 | 85433    | 176 | 85813   | 169 |
| 82483     | 310 | 84031   | 172 | 85434    | 176 | 85814   | 169 |
| 82500     | 306 | 84032   | 172 | 85435    | 176 | 85815   | 169 |
| 82510     | 303 | 84033   | 172 | 85436    | 176 | 85816   | 169 |
| 82512     | 303 | 84034   | 172 | 85437    | 176 | 85817   | 169 |
| 82513     | 303 | 84035   | 172 | 85438    | 176 | 85818   | 169 |
| 82514     | 303 | 84036   | 172 | 85439    | 176 | 85819   | 169 |
| 82590     | 297 | 84037   | 173 | 85440    | 176 | 85820   | 169 |
| 82621*    | 303 | 84038   | 171 | 8544771  | 70  | 85821   | 169 |
| 82635     | 303 | 84039   | 171 | 8546219  | 70  | 85822   | 169 |
| 82637     | 303 | 84040   | 171 | 85483    | 176 | 85823   | 169 |
| 82672     | 297 | 84041   | 171 | 85484    | 176 | 85824   | 169 |
| 8268383   | 63  | 84042   | 172 | 85485    | 176 | 85825   | 169 |
| 8268655   | 63  | 84049   | 172 | 85486    | 176 | 85826   | 169 |
| 8268743   | 63  | 84050   | 172 | 85511    | 382 | 85828   | 169 |
| 8268785   | 63  | 84051   | 172 | 85530    | 390 | 85829   | 169 |
| 8268816   | 63  | 84052   | 172 | 85550    | 175 | 85830   | 169 |
| 8268873   | 63  | 84053   | 172 | 85551    | 175 | 85831   | 169 |
| 8269117   | 63  | 84054   | 172 | 85552    | 175 | 85832   | 169 |
| 8269144A  | 63  | 84055   | 172 | 85553    | 175 | 85833   | 169 |
| 8269145   | 63  | 84056   | 172 | 85560    | 175 | 85834   | 169 |
| 8269209   | 63  | 84057   | 172 | 85561    | 175 | 85835   | 169 |
| 82694K    | 303 | 84058   | 172 | 85562    | 175 | 85836   | 169 |
| 8270182   | 63  | 84059   | 172 | 85563    | 175 | 85837   | 169 |
| 8273103   | 82  | 84060   | 172 | 85569    | 175 | 85838   | 169 |
| 8273104   | 82  | 84061   | 172 | 85570    | 175 | 85839   | 170 |
| 82733     | 303 | 84062   | 172 | 85571    | 175 | 85840   | 170 |
| 8273888A  | 84  | 84089   | 172 | 85572    | 175 | 85841   | 170 |
| 82834-E   | 383 | 84090   | 172 | 8557301  | 78  | 85842   | 170 |
| 82862     | 296 | 84091   | 172 | 85574    | 175 | 85843   | 170 |
| 82934     | 383 | 84092   | 172 | 85575    | 175 | 85844   | 170 |
| 82934-E   | 383 | 84093   | 172 | 85576    | 175 | 85845   | 170 |
| 82QBP0102 | 105 | 84094   | 172 | 85577    | 175 | 85846   | 170 |
| 8301      | 124 | 84095   | 172 | 8558307  | 64  | 85847   | 170 |

## PART NUMBER INDEX

|       |     |              |     |          |     |         |     |
|-------|-----|--------------|-----|----------|-----|---------|-----|
| 85848 | 170 | 85928        | 171 | 9010     | 237 | 91-3032 | 119 |
| 85849 | 170 | 85929        | 171 | 90-1031  | 118 | 91490   | 382 |
| 85850 | 170 | 85930        | 171 | 90-113   | 352 | 91496   | 382 |
| 85851 | 170 | 85931        | 171 | 9012     | 237 | 91499   | 383 |
| 85852 | 170 | 85932        | 171 | 90128-4  | 373 | 91580   | 395 |
| 85853 | 170 | 85933        | 171 | 9014     | 237 | 91586   | 395 |
| 85854 | 169 | 85934        | 171 | 90-2021  | 118 | 92207   | 382 |
| 85854 | 170 | 85935        | 171 | 90-2031  | 118 | 92-3232 | 119 |
| 85855 | 170 | 85936        | 171 | 90-2032  | 118 | 92376   | 385 |
| 85856 | 170 | 85937        | 171 | 90-2041  | 118 | 92398   | 389 |
| 85857 | 170 | 85938        | 171 | 90-2042  | 118 | 92-4242 | 119 |
| 85858 | 170 | 85939        | 171 | 90220    | 300 | 92699   | 385 |
| 85859 | 170 | 85940        | 171 | 90-244   | 315 | 92708   | 385 |
| 85860 | 170 | 85941        | 171 | 90-247   | 315 | 92732   | 385 |
| 85862 | 170 | 85942        | 171 | 90262    | 382 | 92838   | 383 |
| 85863 | 170 | 85943        | 171 | 902894   | 62  | 92868   | 383 |
| 85864 | 170 | 85944        | 171 | 90290    | 324 | 93092   | 373 |
| 85865 | 170 | 85945        | 171 | 90290    | 337 | 93096   | 373 |
| 85866 | 170 | 85946        | 170 | 90293    | 324 | 93103   | 381 |
| 85867 | 170 | 85948        | 170 | 90293    | 337 | 93113   | 381 |
| 85868 | 170 | 85949        | 169 | 90-293Q  | 361 | 93350   | 381 |
| 85869 | 170 | 85951        | 171 | 90294    | 324 | 935     | 150 |
| 85870 | 170 | 85952        | 169 | 90295    | 324 | 93500   | 381 |
| 85871 | 170 | 85953        | 169 | 90-3031  | 118 | 93540   | 399 |
| 85872 | 170 | 85955        | 169 | 90-3032  | 118 | 93560   | 399 |
| 85873 | 170 | 85956        | 169 | 90-3041  | 118 | 93580   | 399 |
| 85874 | 170 | 85957        | 169 | 90-3042  | 118 | 93590   | 399 |
| 85875 | 170 | 85958        | 169 | 903093   | 62  | 93600   | 399 |
| 85876 | 170 | 85959        | 169 | 90318    | 302 | 93636   | 381 |
| 85877 | 170 | 85960        | 169 | 90320    | 300 | 93661   | 381 |
| 85878 | 170 | 85961        | 169 | 90328    | 383 | 93825   | 414 |
| 85879 | 170 | 85962        | 169 | 90333-R  | 382 | 93826   | 414 |
| 85880 | 170 | 85963        | 169 | 90335-R  | 382 | 93827   | 414 |
| 85881 | 170 | 85QBP0104    | 194 | 90338    | 383 | 93842   | 414 |
| 85882 | 170 | 86101        | 232 | 90340    | 324 | 93842   | 414 |
| 85884 | 170 | 86103        | 232 | 90-340   | 361 | 93843   | 414 |
| 85885 | 170 | 86204        | 457 | 90341    | 324 | 93843   | 414 |
| 85886 | 170 | 86205        | 457 | 90342    | 324 | 93844   | 414 |
| 85887 | 170 | 86206        | 457 | 90342    | 337 | 93850   | 416 |
| 85888 | 170 | 86231        | 457 | 90360    | 324 | 94090   | 383 |
| 85889 | 170 | 86232        | 457 | 90370    | 324 | 94136   | 382 |
| 85890 | 170 | 86233        | 457 | 90370    | 337 | 94236   | 382 |
| 85891 | 170 | 86278        | 130 | 90-370   | 361 | 94-388  | 315 |
| 85892 | 171 | 86279        | 130 | 90372    | 324 | 94-394  | 315 |
| 85893 | 171 | 86280        | 130 | 90374    | 324 | 944KIT  | 471 |
| 85894 | 171 | 86297        | 375 | 90376    | 383 | 9460    | 192 |
| 85895 | 171 | 86304        | 459 | 90377    | 383 | 947KIT  | 471 |
| 85896 | 171 | 86305        | 459 | 90380    | 324 | 95117   | 449 |
| 85897 | 171 | 86700        | 123 | 90380    | 337 | 95118   | 449 |
| 85898 | 171 | 86701        | 123 | 90-380   | 361 | 95405   | 73  |
| 85899 | 171 | 86702        | 123 | 90382    | 324 | 95700   | 411 |
| 85900 | 171 | 86703        | 123 | 90384    | 324 | 9600A   | 291 |
| 85901 | 171 | 8772         | 124 | 904      | 121 | 96203   | 381 |
| 85902 | 171 | 8772         | 125 | 90-4041  | 118 | 96303   | 381 |
| 85903 | 171 | 8772         | 125 | 90410    | 383 | 96361   | 382 |
| 85904 | 171 | 8772         | 126 | 90411    | 379 | 9703438 | 91  |
| 85905 | 171 | 8772         | 126 | 90413    | 379 | 9722    | 240 |
| 85906 | 171 | 9000*        | 237 | 90420    | 300 | 9723    | 240 |
| 85907 | 171 | 9000-AUTO    | 237 | 90430    | 382 | 9724    | 240 |
| 85912 | 171 | 90032-6      | 373 | 90520    | 300 | 9724509 | 73  |
| 85913 | 171 | 90059-R      | 378 | 90530    | 381 | 973KIT  | 471 |
| 85914 | 171 | 90060        | 377 | 90620    | 300 | 9742945 | 63  |
| 85915 | 171 | 90062-A      | 378 | 90720    | 300 | 9742946 | 62  |
| 85916 | 171 | 90065        | 377 | 90925    | 389 | 9759242 | 69  |
| 85917 | 171 | 90066-2V-110 | 378 | 90-T40F1 | 315 | 9759243 | 84  |
| 85918 | 171 | 90066-A      | 378 | 91050    | 472 | 9761958 | 84  |
| 85919 | 171 | 90067        | 377 | 91050-6  | 472 | 9781593 | 80  |
| 85920 | 171 | 90070-2V-110 | 378 | 91051    | 471 | 98061   | 378 |
| 85921 | 171 | 9008         | 124 | 91-1032  | 119 | 98062   | 379 |
| 85922 | 171 | 9008         | 125 | 91120    | 389 | 98100   | 395 |
| 85923 | 171 | 9008         | 125 | 91-2020  | 119 | 98210-A | 385 |
| 85924 | 171 | 9008         | 126 | 91-2032  | 119 | 98230   | 386 |
| 85925 | 171 | 9008         | 126 | 91221    | 138 | 98250   | 395 |
| 85926 | 171 | 9008         | 237 | 91227    | 122 | 98310   | 386 |
| 85927 | 171 | 9008-AUTO    | 237 | 912653   | 62  | 98315   | 386 |

## PART NUMBER INDEX

|                 |     |                |     |                 |     |                 |     |
|-----------------|-----|----------------|-----|-----------------|-----|-----------------|-----|
| 98QBP0300.....  | 113 | A47.....       | 145 | AF1800.....     | 317 | AMA-405.....    | 456 |
| 98QBP0301.....  | 113 | A48.....       | 145 | AF1800-50.....  | 317 | AMA-762.....    | 456 |
| 98QBP0302.....  | 113 | A49.....       | 145 | AF1900.....     | 317 | AMA-763.....    | 456 |
| 98QBP0303.....  | 113 | A50.....       | 145 | AF1900-50.....  | 317 | AMA-765.....    | 456 |
| 99/12.....      | 180 | A51.....       | 145 | AF2000.....     | 320 | AMCC.....       | 182 |
| 99002780.....   | 62  | A52.....       | 145 | AF2000BX.....   | 320 | AO06N.....      | 364 |
| 99003149.....   | 62  | A52008.....    | 375 | AF2100.....     | 320 | AT012.....      | 326 |
| 99103-A.....    | 380 | A53.....       | 145 | AF2100-100..... | 320 | AT012.....      | 340 |
| 99333.....      | 378 | A54.....       | 145 | AF2100-25.....  | 320 | AT013.....      | 326 |
| 99661-A.....    | 380 | A55.....       | 145 | AF2200-M.....   | 320 | AT013.....      | 340 |
| 99772-A.....    | 380 | A56.....       | 145 | AF3134.....     | 320 | AT014.....      | 326 |
| 99903.....      | 380 | A58.....       | 145 | AF3135.....     | 320 | AT014.....      | 340 |
| 99961.....      | 380 | A60.....       | 145 | AF3136.....     | 320 | AT015.....      | 326 |
| A00099902.....  | 3   | A60000.....    | 292 | AF3138.....     | 320 | AT015.....      | 340 |
| A00126401.....  | 2   | A60010.....    | 292 | AF3140.....     | 320 | AT021.....      | 326 |
| A00126501.....  | 2   | A60048.....    | 295 | AF3142.....     | 320 | AT021.....      | 340 |
| A01986801.....  | 2   | A61101.....    | 326 | AF3144.....     | 320 | AT022.....      | 326 |
| A038C/16.....   | 179 | A61102.....    | 326 | AF3148.....     | 320 | AT022.....      | 340 |
| A0425/3.....    | 182 | A61103.....    | 326 | AF325UL.....    | 187 | AT12T.....      | 364 |
| A048/9.....     | 182 | A61104.....    | 326 | AF425.....      | 187 | AT66N.....      | 364 |
| A048C/9.....    | 179 | A61108.....    | 326 | AF425UL.....    | 187 | ATL55.....      | 443 |
| A048MX/9.....   | 182 | A61480.....    | 326 | AF450.....      | 187 | ATP1.....       | 472 |
| A058/5.....     | 182 | A61608.....    | 326 | AF525UL.....    | 187 | ATT19.....      | 443 |
| A068/4.....     | 182 | A61618.....    | 326 | AFG 10.....     | 238 | ATT29A.....     | 443 |
| A071.....       | 274 | A61807.....    | 326 | AFG 12.....     | 238 | B22505.....     | 281 |
| A073.....       | 274 | A61817.....    | 326 | AFG 4.....      | 238 | B22507.....     | 281 |
| A075.....       | 274 | A63100.....    | 326 | AFG 5XL.....    | 238 | B22508.....     | 281 |
| A082.....       | 274 | A63116.....    | 326 | AFG 6.....      | 238 | B22510.....     | 281 |
| A088/4.....     | 182 | A63117.....    | 326 | AFG 8.....      | 238 | B22513.....     | 281 |
| A0UL038.....    | 182 | A63126.....    | 326 | AFGS 12XL.....  | 238 | B241C.....      | 138 |
| A0UL038C.....   | 179 | A63474.....    | 326 | AFGS 8XL.....   | 238 | B24220*.....    | 275 |
| A0UL038GC.....  | 179 | A63476.....    | 326 | AFR 100.....    | 238 | B295C.....      | 138 |
| A0UL048.....    | 182 | A63607.....    | 326 | AFR 125.....    | 238 | B30.....        | 273 |
| A0UL048C.....   | 179 | A63617.....    | 326 | AFR 150.....    | 238 | B45227.....     | 275 |
| A0UL048GC.....  | 179 | A63707.....    | 326 | AFR 200.....    | 238 | B45227-2*.....  | 275 |
| A0UL068.....    | 182 | A63717.....    | 326 | AFR 315.....    | 238 | B45230*†.....   | 275 |
| A0UL068C.....   | 179 | A63806.....    | 326 | AFRS 200.....   | 238 | B45267†.....    | 275 |
| A0UL068GC.....  | 179 | A63807.....    | 326 | AFRS 250.....   | 238 | B47120†.....    | 274 |
| A1000†.....     | 275 | A63816.....    | 326 | AFS222121.....  | 351 | B-6350.....     | 122 |
| A1200†.....     | 275 | A63817.....    | 326 | AL104-1.....    | 145 | B68042.....     | 275 |
| A125.....       | 274 | A63906.....    | 326 | AL104-3/4.....  | 145 | B75.....        | 274 |
| A140102.....    | 160 | A63907.....    | 326 | AL114-1.....    | 145 | BADGER 1.....   | 124 |
| A166*.....      | 274 | A63916.....    | 326 | AL114-3/4.....  | 145 | BADGER 5.....   | 124 |
| A18.....        | 145 | A63917.....    | 326 | AL124-1.....    | 145 | BADGER 5XP..... | 124 |
| A19.....        | 145 | A65751.....    | 326 | AL124-3/4.....  | 145 | BC1.....        | 337 |
| A20.....        | 145 | A66.....       | 145 | AL54-1.....     | 145 | BC2.....        | 337 |
| A21.....        | 145 | A67523.....    | 326 | AL54-3/4.....   | 145 | BC3.....        | 337 |
| A212.....       | 274 | A77552.....    | 326 | AL54-5/8.....   | 145 | BC4.....        | 337 |
| A22.....        | 145 | A85250.....    | 326 | AL64-1.....     | 145 | BC5.....        | 337 |
| A23.....        | 145 | A89000.....    | 326 | AL64-3/4.....   | 145 | BC7070.....     | 354 |
| A24.....        | 145 | AC3.....       | 332 | AL64-5/8.....   | 145 | BD04.....       | 183 |
| A25.....        | 145 | AC319.....     | 443 | AL74-1.....     | 145 | BD1106.....     | 239 |
| A26.....        | 145 | AC519.....     | 443 | AL74-3/4.....   | 145 | BD1106.....     | 280 |
| A27.....        | 145 | AD96ZW.....    | 180 | AL74-5/8.....   | 145 | BDH1036.....    | 277 |
| A28.....        | 145 | ADAPTER.....   | 60  | AL84-1.....     | 145 | BDH1106*.....   | 239 |
| A29.....        | 145 | ADC5988.....   | 160 | AL84-3/4.....   | 145 | BDL1106.....    | 239 |
| A30.....        | 145 | AF1000.....    | 317 | AL84-5/8.....   | 145 | BF083.....      | 335 |
| A31.....        | 145 | AF1000-50..... | 317 | AL94-1.....     | 145 | BF083S.....     | 335 |
| A316222201..... | 17  | AF1100.....    | 317 | AL94-3/4.....   | 145 | BF083SC.....    | 335 |
| A32.....        | 145 | AF1100-50..... | 317 | A-LINK-5.....   | 145 | BF084.....      | 335 |
| A33.....        | 145 | AF11516.....   | 320 | AM 100.....     | 238 | BF084S.....     | 335 |
| A34.....        | 145 | AF1200.....    | 317 | AM 125 S.....   | 238 | BF-1106UQ.....  | 191 |
| A35.....        | 145 | AF1200-50..... | 317 | AM 125.....     | 238 | BF163.....      | 335 |
| A36.....        | 145 | AF12516.....   | 320 | AM 150.....     | 238 | BF163S.....     | 335 |
| A37.....        | 145 | AF1300.....    | 317 | AM 200.....     | 238 | BF163SXF.....   | 335 |
| A38.....        | 145 | AF1300-50..... | 317 | AM 250.....     | 238 | BF164S.....     | 335 |
| A39.....        | 145 | AF13516.....   | 320 | AM 315.....     | 238 | BF165S.....     | 335 |
| A40.....        | 145 | AF1400.....    | 317 | AM41.....       | 182 | BF304S.....     | 335 |
| A41.....        | 145 | AF1400-50..... | 317 | AM42.....       | 182 | BF305S.....     | 335 |
| A42.....        | 145 | AF1500.....    | 317 | AM46.....       | 182 | BF307S.....     | 335 |
| A43.....        | 145 | AF1500-50..... | 317 | AMA-001-10..... | 375 | BF-503.....     | 191 |
| A44.....        | 145 | AF1600.....    | 317 | AMA-200.....    | 456 | BF-503BA.....   | 191 |
| A45.....        | 145 | AF1600-50..... | 317 | AMA-210.....    | 456 | BF-503BB.....   | 191 |
| A455†.....      | 275 | AF1700.....    | 317 | AMA-220.....    | 456 | BF-504.....     | 191 |
| A46.....        | 145 | AF1700-50..... | 317 | AMA-254.....    | 375 | BF-504BA.....   | 191 |



## PART NUMBER INDEX

|           |     |        |     |               |     |       |     |
|-----------|-----|--------|-----|---------------|-----|-------|-----|
| BF-504BB  | 191 | C225A  | 331 | CH958         | 95  | D137  | 285 |
| BF-504L   | 191 | C225B  | 331 | CH978         | 95  | D138  | 289 |
| BF-703    | 191 | C225C  | 331 | CH979         | 95  | D140  | 291 |
| BF-703BA  | 191 | C230A  | 331 | CHK100ZW      | 185 | D142  | 291 |
| BF-703BB  | 191 | C230B  | 331 | CL45          | 161 | D143  | 291 |
| BF-704    | 191 | C230C  | 331 | CL50          | 161 | D144  | 291 |
| BF-704BA  | 191 | C230D* | 331 | CL50          | 439 | D148  | 291 |
| BF-704BB  | 191 | C240A  | 331 | CL55          | 161 | D150  | 281 |
| BF-704L   | 191 | C240B  | 331 | CL60          | 161 | D151  | 281 |
| BF-806UQ  | 191 | C240C  | 331 | CO1000        | 439 | D152  | 281 |
| BF-904    | 191 | C25    | 154 | CO71A         | 442 | D154  | 281 |
| BF-904L   | 191 | C325A  | 331 | COMPACT       | 125 | D156  | 281 |
| BF-904LF  | 191 | C325B  | 331 | COVER CONTROL | 126 | D158  | 281 |
| BH420W    | 179 | C325C  | 331 | CP1A          | 351 | D160  | 281 |
| BH450W    | 179 | C330A  | 331 | CR87-2        | 439 | D164  | 281 |
| BHLH4WZW  | 189 | C330B  | 331 | CR87-8        | 439 | D166  | 281 |
| BIN1304   | 165 | C330C  | 331 | CR87B         | 439 | D167  | 289 |
| BIN1601   | 165 | C340A  | 331 | C-SB0612N     | 363 | D169  | 289 |
| BIN3001   | 165 | C340B  | 331 | C-SB06N       | 363 | D170  | 287 |
| BIN3002   | 165 | C340C  | 331 | CSLD14S4      | 158 | D1710 | 277 |
| BIN6401   | 165 | C350A  | 331 | CSLD14S5      | 158 | D174  | 287 |
| BIN6402   | 165 | C350B  | 331 | CSLD14S6      | 158 | D176  | 281 |
| BIN7172   | 165 | C350C  | 331 | CSLD14S7      | 158 | D180  | 281 |
| BL6414    | 239 | C360A  | 331 | CSLD14S9      | 158 | D181  | 285 |
| BL6416    | 239 | C360B  | 331 | CT-1          | 448 | D182  | 285 |
| B-LINK-6  | 145 | C360C  | 331 | CT100-0D      | 424 | D184  | 285 |
| BLT1006   | 133 | C375A  | 331 | CT100-1D      | 424 | D188  | 285 |
| BLT1007   | 133 | C375B  | 331 | CT100-2D      | 424 | D189  | 285 |
| BLT1124   | 133 | C375C  | 331 | D1036         | 280 | D190  | 285 |
| BLT1125   | 133 | C390A  | 331 | D1036AO       | 239 | D192  | 289 |
| BLT1600   | 133 | C390B  | 331 | D105          | 285 | D200  | 284 |
| BLT2320   | 133 | C390C  | 331 | D1056AO       | 239 | D201  | 284 |
| BLT3483   | 133 | C430A  | 331 | D106          | 285 | D202  | 284 |
| BNR2409   | 113 | C430B  | 331 | D1076         | 239 | D203  | 284 |
| BPCK      | 138 | C430C  | 331 | D109          | 285 | D205  | 285 |
| BPSH4WZW  | 189 | C440A  | 331 | D109          | 320 | D206  | 284 |
| BPV12     | 421 | C440B  | 331 | D110          | 320 | D207  | 284 |
| BPV14     | 421 | C440C  | 331 | D111          | 320 | D208  | 285 |
| BPV21     | 421 | C75KIT | 441 | D112          | 287 | D209  | 285 |
| BPV31     | 421 | CA100  | 424 | D112          | 320 | D210  | 285 |
| BPV31D    | 421 | CD100A | 441 | D1127         | 285 | D211  | 285 |
| BPV34     | 421 | CH3019 | 94  | D113          | 284 | D213  | 285 |
| BPV36     | 421 | CH3658 | 95  | D113          | 320 | D214  | 285 |
| BPV38     | 421 | CH584  | 95  | D114          | 284 | D215  | 285 |
| BPV56     | 421 | CH5910 | 95  | D114          | 320 | D216  | 285 |
| BPV58     | 421 | CH606  | 95  | D115          | 284 | D218  | 285 |
| BPV78     | 421 | CH6078 | 95  | D115          | 320 | D219  | 285 |
| BRG1153   | 138 | CH620  | 95  | D116          | 287 | D220  | 285 |
| BTD45     | 189 | CH629  | 95  | D117          | 283 | D221  | 284 |
| BTD48     | 189 | CH641  | 95  | D118          | 287 | D222  | 286 |
| BTD48TC   | 189 | CH672  | 95  | D1184         | 286 | D224  | 283 |
| BTG-54VL  | 350 | CH6800 | 95  | D1186         | 286 | D226  | 289 |
| BTG-54VLW | 350 | CH700  | 95  | D1188         | 286 | D227  | 289 |
| BTG-DK    | 350 | CH701  | 95  | D119          | 287 | D228  | 284 |
| BTG-EK    | 350 | CH7019 | 95  | D1192         | 286 | D229  | 284 |
| BTG-K     | 350 | CH7155 | 95  | D1193         | 286 | D230  | 284 |
| BTG-RK    | 350 | CH7156 | 95  | D1194         | 286 | D234  | 289 |
| BTG-UK2   | 350 | CH718  | 95  | D1196         | 286 | D235  | 289 |
| BTG-UM    | 350 | CH720  | 95  | D1198         | 286 | D236  | 283 |
| BTG-UWM   | 350 | CH727  | 95  | D120          | 285 | D238  | 289 |
| C125A     | 331 | CH775  | 95  | D121          | 285 | D240  | 291 |
| C125B     | 331 | CH777  | 95  | D122          | 285 | D242  | 291 |
| C125C     | 331 | CH778  | 95  | D123          | 285 | D245  | 283 |
| C130A     | 331 | CH779  | 95  | D124          | 285 | D247  | 284 |
| C130B     | 331 | CH783  | 95  | D125          | 285 | D249  | 283 |
| C130C     | 331 | CH790  | 95  | D126          | 285 | D250  | 283 |
| C140A     | 331 | CH792  | 95  | D127          | 285 | D251  | 283 |
| C140B     | 331 | CH798  | 95  | D128          | 285 | D252  | 283 |
| C140C     | 331 | CH825  | 95  | D129          | 285 | D253  | 283 |
| C15       | 154 | CH828  | 95  | D131          | 289 | D254  | 283 |
| C15F*     | 154 | CH837  | 95  | D132          | 285 | D255  | 283 |
| C18001    | 353 | CH841  | 95  | D133          | 285 | D256  | 283 |
| C220A     | 331 | CH8519 | 95  | D134          | 289 | D258  | 284 |
| C220B     | 331 | CH854  | 95  | D135          | 289 | D260  | 291 |
| C220C     | 331 | CH856  | 95  | D136          | 285 | D261  | 291 |

## PART NUMBER INDEX

|       |     |           |     |             |     |               |          |
|-------|-----|-----------|-----|-------------|-----|---------------|----------|
| D262* | 281 | D520*     | 286 | D998        | 287 | DOK06N        | 364      |
| D2833 | 282 | D532      | 285 | DAC4        | 180 | DOT2A         | 442      |
| D2835 | 282 | D566      | 289 | DAF1        | 182 | DP06N-PB      | 365      |
| D289  | 283 | D570      | 289 | DAF2        | 182 | DP244         | 178      |
| D290  | 283 | D571      | 289 | DAF3        | 182 | DP46T-PB      | 365      |
| D291  | 283 | D601      | 285 | DAVHA4/12   | 182 | DP604         | 178      |
| D292  | 283 | D603      | 285 | DAVM+       | 438 | DRB4XZW       | 190      |
| D293  | 283 | D6066     | 286 | DAWC        | 186 | DRKR          | 185      |
| D294  | 283 | D6068     | 286 | DAWP1218    | 185 | DRKW          | 185      |
| D2DPX | 190 | D608      | 285 | DB10        | 337 | DRS220        | 386      |
| D310  | 287 | D6086     | 286 | DB12        | 337 | DRSCM         | 386      |
| D312  | 287 | D6088     | 286 | DB4ZW       | 183 | DS 201401     | 131, 177 |
| D314  | 281 | D624      | 285 | DB6         | 337 | DSC4          | 186      |
| D316  | 281 | D635      | 283 | DB8         | 337 | DSP1000       | 435      |
| D318  | 281 | D636      | 285 | DC136       | 289 | DTH31         | 442      |
| D326  | 290 | D655      | 283 | DC3-30-10   | 133 | DVTH          | 439      |
| D329  | 283 | D656      | 281 | DC3-30-4    | 133 | DW5SS         | 122      |
| D330  | 289 | D658      | 281 | DC3-30-5    | 133 | DW6SS         | 122      |
| D332  | 285 | D674      | 287 | DC3-30-6    | 133 | DW6SS-KIT     | 122      |
| D333  | 283 | D701      | 280 | DC4-30-10   | 133 | DWBRACKIT1    | 4        |
| D334  | 289 | D703      | 280 | DC4-30-4    | 133 | DWK-6472SS    | 122      |
| D335  | 283 | D712      | 280 | DC4-30-5    | 133 | DWK-6572DW    | 122      |
| D336  | 283 | D721      | 280 | DC4-30-6    | 133 | DWK-6572SS    | 122      |
| D337  | 283 | D724      | 280 | DC47-00019A | 132 | E100-1GSP     | 369      |
| D338  | 283 | D725      | 280 | DC4PX       | 190 | E100-2GSP     | 369      |
| D339  | 283 | D726      | 280 | DC97-14486A | 132 | E100-48SP     | 369      |
| D340* | 291 | D727      | 280 | DCS04N      | 363 | E112-COVL     | 476      |
| D347  | 284 | D728      | 280 | DCSFF04N    | 364 | E115-LGLV     | 476      |
| D354  | 283 | D729      | 280 | DDM55       | 439 | E116-NGLV     | 476      |
| D356  | 281 | D736      | 282 | DDT2        | 435 | E117-HGUN     | 371      |
| D364  | 285 | D742†     | 277 | DE019AC     | 133 | E125-SPYR     | 371      |
| D365  | 285 | D743†     | 277 | DE05LUA520  | 351 | E126-CORD     | 473      |
| D366  | 290 | D744†     | 277 | DE05LUA660  | 351 | E127-SLUG     | 473      |
| D367  | 290 | D747*     | 277 | DE05LUA720  | 351 | E133-1GST     | 370      |
| D374  | 287 | D748*     | 277 | DE05LUA770  | 351 | E135-2GST     | 370      |
| D382  | 284 | D766      | 291 | DE1001      | 133 | E137-3GST     | 370      |
| D389  | 283 | D768      | 280 | DE1746C     | 133 | E142-SPYR     | 371      |
| D402  | 285 | D774      | 290 | DE353       | 137 | E143-TTNK     | 371      |
| D403  | 285 | D7745*    | 277 | DE355       | 137 | E215-02TP     | 474      |
| D410  | 286 | D7748*    | 277 | DE7523      | 138 | E216-02TP     | 474      |
| D412  | 286 | D775      | 290 | DE904       | 178 | E217-02TP     | 474      |
| D415  | 286 | D782      | 290 | DF4PX       | 185 | E432          | 190      |
| D418  | 286 | D7824706Q | 87  | DF5PX       | 185 | EAF1CB        | 25       |
| D429  | 288 | D783      | 290 | DF6PX       | 185 | EAF-9001A     | 149      |
| D435  | 287 | D787      | 290 | DF8PX       | 185 | EAFCBF        | 25       |
| D437  | 288 | D788      | 290 | DFTMR9402   | 160 | EARL4         | 184      |
| D469  | 288 | D790      | 277 | DG1416      | 102 | EBTK1676      | 101      |
| D470  | 288 | D7907     | 278 | DG2224      | 102 | ECAP321       | 351      |
| D471  | 288 | D7908     | 278 | DG42        | 102 | ECR921200     | 306      |
| D472  | 288 | D7909     | 278 | DGT34       | 186 | ECR921400     | 306      |
| D473  | 288 | D791      | 277 | DGT35       | 186 | ECR92950      | 306      |
| D474  | 288 | D792      | 277 | DGT37       | 186 | ECR92PJA12    | 306      |
| D477  | 288 | D793      | 277 | DH500       | 338 | EDR3RXD1      | 89       |
| D480  | 288 | D794      | 277 | DH500FC     | 338 | EDT10         | 160      |
| D481  | 288 | D795      | 277 | DHW316      | 394 | EDT11         | 160      |
| D482  | 288 | D796      | 277 | DIV-11S-1   | 121 | EDT13         | 161      |
| D483  | 288 | D798      | 277 | DIV-12SD-1  | 121 | EDT13-20      | 161      |
| D484  | 288 | D799      | 277 | DK2010      | 178 | EFF-6003A     | 149      |
| D485  | 288 | D804      | 277 | DK2510      | 178 | EFF-6005A     | 148      |
| D486  | 288 | D815      | 277 | DL1026      | 239 | EFF-6006A     | 148      |
| D487  | 288 | D900      | 287 | DL1036      | 239 | EFF-6011A     | 148      |
| D488  | 288 | D901      | 287 | DL1056      | 239 | EFF-6027A     | 148      |
| D489  | 288 | D902      | 280 | DL1076      | 239 | EL2002        | 240      |
| D490  | 288 | D906      | 277 | DL369       | 441 | EL2004V1      | 240      |
| D491  | 288 | D908      | 278 | DL379       | 441 | EL2014V1      | 240      |
| D492  | 288 | D909      | 278 | DM0616N     | 364 | EL2024        | 240      |
| D493  | 288 | D915      | 277 | DM06N       | 364 | ELBS049030    | 178      |
| D494  | 288 | D917      | 277 | DM12T       | 364 | ER31829401    | 113      |
| D495  | 288 | D919      | 277 | DM200       | 441 | ER3804FF      | 139      |
| D497* | 288 | D920      | 277 | DM383B      | 441 | ER3805FF      | 139      |
| D498  | 288 | D921      | 277 | DOB0632N    | 364 | ER3806FF      | 139      |
| D503  | 285 | D923      | 280 | DOB06N      | 364 | ER4581EL2002A | 138      |
| D504* | 289 | D928      | 280 | DOF0632N    | 364 | ER5500200     | 103      |
| D514  | 285 | D929*     | 277 | DOF06N      | 364 | ER5500200M    | 103      |
| D515  | 285 | D974      | 282 | DOK0632N    | 364 | ER5817S0007   | 114      |

# PART NUMBER INDEX

|                  |     |                |     |                  |     |                  |     |
|------------------|-----|----------------|-----|------------------|-----|------------------|-----|
| ER6513S0001..... | 113 | F1056*.....    | 277 | FL220.....       | 341 | FTG2607.....     | 128 |
| ER6520S0201..... | 113 | F1056*.....    | 277 | FL225.....       | 341 | FUL0325.....     | 179 |
| ER6540S0001..... | 113 | F1056S*.....   | 277 | FL285.....       | 341 | FUL0425.....     | 179 |
| ER6549S0001..... | 113 | F1076*.....    | 277 | FL320.....       | 341 | FUL0525.....     | 179 |
| ER6700S0011..... | 103 | F1076A*.....   | 277 | FL3437.....      | 425 | FX12P.....       | 59  |
| ERDE382.....     | 138 | F11106*.....   | 277 | FL50.....        | 340 | FX4031.....      | 338 |
| ERGEIM.....      | 147 | F145-1328..... | 356 | FL60.....        | 340 | FXHSC.....       | 59  |
| ERGR205.....     | 103 | F681.....      | 241 | FLD135.....      | 341 | FXHTC.....       | 59  |
| ERGR403.....     | 103 | FB1056.....    | 277 | FLD205.....      | 341 | FXSVC.....       | 58  |
| ERIG0001.....    | 103 | FB12.....      | 426 | FLTR012.....     | 192 | FXULC.....       | 59  |
| ERIG10016.....   | 103 | FBP100.....    | 421 | FM1026.....      | 280 | FXUSC.....       | 60  |
| ERIG21.....      | 103 | FC0405B.....   | 179 | FM1036.....      | 280 | FXUTC.....       | 59  |
| ERIG35.....      | 103 | FC0408B.....   | 179 | FM1056.....      | 280 | FXWTC.....       | 59  |
| ERIG5067.....    | 103 | FC0810.....    | 421 | FM50.....        | 294 | G01A-332.....    | 360 |
| ERIG5068.....    | 103 | FC0915.....    | 421 | FM55.....        | 294 | G15D.....        | 425 |
| ERIG5652.....    | 103 | FC1113.....    | 421 | FML1026.....     | 280 | G19D.....        | 425 |
| ERIG9159.....    | 103 | FC1214.....    | 421 | FML1036.....     | 280 | G2243.....       | 278 |
| ERIG9400.....    | 103 | FC1617.....    | 421 | FML1056.....     | 280 | G2244.....       | 278 |
| ERIG9998.....    | 103 | FC1820.....    | 421 | FPRO100.....     | 472 | G2245.....       | 278 |
| ERM2038.....     | 192 | FC2224.....    | 421 | FPT10.....       | 420 | G2246.....       | 278 |
| ERM2248.....     | 192 | FC4011.....    | 338 | FPT13.....       | 420 | G2247.....       | 278 |
| ERM550.....      | 192 | FC90112.....   | 327 | FPT15.....       | 420 | G2248.....       | 278 |
| ERM670.....      | 166 | FC90113.....   | 327 | FS1016*.....     | 276 | G2249.....       | 278 |
| ERP410.....      | 159 | FC90118.....   | 327 | FS1026S*.....    | 276 | G32510.....      | 188 |
| ERP810.....      | 159 | FC90119.....   | 327 | FS1026S*.....    | 276 | G49D.....        | 425 |
| ERPR1.....       | 114 | FC90130.....   | 327 | FS1036S\$.....   | 277 | G529LD.....      | 425 |
| ERPR4.....       | 114 | FCR6.....      | 421 | FS1056S\$.....   | 277 | G530LD.....      | 425 |
| ERPU410.....     | 159 | FD1034.....    | 290 | FSC10.....       | 472 | G56D.....        | 425 |
| ERPU810.....     | 159 | FD1054.....    | 290 | FSE1016.....     | 277 | G7SD.....        | 426 |
| ERR117.....      | 101 | FD1074.....    | 290 | FSE1016SV1.....  | 239 | G8SD.....        | 426 |
| ERRS65D12.....   | 97  | FD420ZW.....   | 187 | FSE1026.....     | 278 | GASKET0167.....  | 296 |
| ERRS85D20.....   | 97  | FD450E.....    | 187 | FSE1026SV1.....  | 239 | GDV4.....        | 183 |
| ERRW79.....      | 142 | FD6000.....    | 240 | FSE1026SV1.....  | 278 | GE68C.....       | 46  |
| ERS36D12.....    | 97  | FD6000.....    | 282 | FSE1036SV1.....  | 239 | GF2014.....      | 241 |
| ERS36Y12.....    | 97  | FD6001.....    | 240 | FSE1036SV1.....  | 278 | GF2024.....      | 241 |
| ERS46D15.....    | 97  | FDC3.....      | 190 | FSE1036SV1.....  | 278 | GF2034.....      | 241 |
| ERS46Y15.....    | 97  | FDC4.....      | 180 | FSE1036SV1‡..... | 277 | GF2054.....      | 241 |
| ERS48Y21.....    | 97  | FDC4.....      | 190 | FSE1056SV1.....  | 239 | GFC1020V.....    | 31  |
| ERS58D21.....    | 97  | FDC56.....     | 190 | FSE1056SV1.....  | 278 | GFC320V.....     | 31  |
| ERS58D26.....    | 97  | FDL1034.....   | 290 | FSE1056SV1.....  | 278 | GFC325V.....     | 31  |
| ERS58Y21.....    | 97  | FDL1054.....   | 290 | FSE1056SV1‡..... | 277 | GFC520V.....     | 31  |
| ERS58Y26.....    | 97  | FDL6001.....   | 240 | FSE1076SV1.....  | 239 | GFC525V.....     | 31  |
| ERSSD6.....      | 139 | FDL6002.....   | 240 | FSE1076SV1.....  | 278 | GFC530V.....     | 31  |
| ERSSD8.....      | 139 | FE1026.....    | 278 | FTG1077.....     | 128 | GFC535T.....     | 31  |
| ERTB123A.....    | 456 | FE1026SC.....  | 239 | FTG1107.....     | 128 | GH4W.....        | 180 |
| ERVA.....        | 470 | FE1036.....    | 278 | FTG1107L.....    | 128 | GHC-412-LF.....  | 151 |
| ERVT.....        | 435 | FE1036SC.....  | 239 | FTG1123.....     | 128 | GHR4W.....       | 180 |
| ERWIM.....       | 147 | FE1056.....    | 278 | FTG1123L.....    | 128 | GK2074.....      | 241 |
| ERWV-1.....      | 142 | FE1056SC.....  | 239 | FTG1127.....     | 128 | GK2104DV1.....   | 241 |
| ES18806.....     | 147 | FE1076SF.....  | 278 | FTG1127L.....    | 128 | GK8WF.....       | 180 |
| ES18809.....     | 147 | FEH1076.....   | 277 | FTG1153.....     | 128 | GL02CS.....      | 365 |
| ES18810.....     | 147 | FF10BK.....    | 154 | FTG1153L.....    | 128 | GL12N.....       | 365 |
| ESSENTIAL.....   | 125 | FF10BX.....    | 154 | FTG1157.....     | 128 | GRLP3.....       | 16  |
| ETBK0006.....    | 101 | FF10HBK1.....  | 154 | FTG1157L.....    | 128 | GROM6000.....    | 296 |
| ETBK8228.....    | 101 | FF11.5BK1..... | 154 | FTG1203.....     | 128 | GROM6008.....    | 296 |
| EVE/6.....       | 184 | FF8.5HBK1..... | 154 | FTG1207.....     | 128 | GSWF.....        | 58  |
| EVEK4.....       | 183 | FFI12BX1.....  | 154 | FTG1207L.....    | 128 | GVH4.....        | 183 |
| EWf01.....       | 22  | FFI12HBX1..... | 154 | FTG1253.....     | 128 | GVHAW4.....      | 180 |
| EWf2CBPA.....    | 22  | F-GN1100.....  | 127 | FTG1253L.....    | 128 | GXRTRDR.....     | 58  |
| EWf-8003A.....   | 149 | F-GN2200.....  | 127 | FTG1303.....     | 128 | GXRTRDR.....     | 60  |
| EX12.....        | 185 | F-GN2215.....  | 127 | FTG1353.....     | 128 | H06E-24.....     | 360 |
| EXCEL.....       | 125 | FH1024.....    | 277 | FTG1403.....     | 128 | H06E-36.....     | 360 |
| EZCNZW.....      | 189 | FH1054.....    | 277 | FTG1453.....     | 128 | H12.....         | 425 |
| EZFXZW.....      | 187 | FH1076.....    | 277 | FTG2257.....     | 128 | H22A543ABCA..... | 336 |
| F0405B.....      | 179 | F-HC1100.....  | 127 | FTG2303.....     | 128 | H22A543DBLA..... | 336 |
| F0405MSX/30..... | 179 | F-HC2200.....  | 127 | FTG2307.....     | 128 | H22A563DBLA..... | 336 |
| F0408B.....      | 179 | F-HC2215.....  | 127 | FTG2353.....     | 128 | H22A623ABCA..... | 336 |
| F0408MSX/30..... | 179 | FK100.....     | 292 | FTG2357.....     | 128 | H22A623DBLA..... | 336 |
| F0420B.....      | 179 | FK101.....     | 292 | FTG2407.....     | 128 | H22J18BABCA..... | 336 |
| F0425.....       | 179 | FL0425.....    | 186 | FTG2453.....     | 128 | H22J25BABCA..... | 336 |
| F0450.....       | 179 | FL0450.....    | 186 | FTG2457.....     | 128 | H22J29BABCA..... | 336 |
| F1026S*.....     | 276 | FL15020.....   | 341 | FTG2503.....     | 128 | H22J36BABCA..... | 336 |
| F1026S*.....     | 277 | FL15040.....   | 341 | FTG2507.....     | 128 | H22J38BABCA..... | 336 |
| F1026S*.....     | 277 | FL190.....     | 341 | FTG2553.....     | 128 | H22J41BABCA..... | 336 |
| F1036*.....      | 277 | FL205.....     | 341 | FTG2603.....     | 128 | H22J44BABCA..... | 336 |

## PART NUMBER INDEX

|                  |     |                |     |                 |     |                |     |
|------------------|-----|----------------|-----|-----------------|-----|----------------|-----|
| H2EB18SABCA..... | 336 | IC4WX.....     | 189 | IH7000.....     | 150 | KIT199.....    | 295 |
| H2EB18SABCB..... | 336 | IC5BX.....     | 189 | IH7012.....     | 150 | KIT200.....    | 295 |
| H2EB223ABCA..... | 336 | IC5WX.....     | 189 | IM1.....        | 448 | KIT205.....    | 292 |
| H2EB24SABCA..... | 336 | IC6BX.....     | 189 | IM116000.....   | 22  | KIT207.....    | 292 |
| H2EB24SABCB..... | 336 | IC6WX.....     | 189 | IM2.....        | 448 | KIT208.....    | 296 |
| H2EB24SABCB..... | 336 | IC7BX.....     | 189 | IM3.....        | 448 | KIT214.....    | 295 |
| H2EB283ABCB..... | 336 | IC7WX.....     | 189 | IM4.....        | 448 | KIT216*.....   | 292 |
| H2EB28SABCA..... | 336 | IC8BX.....     | 189 | IM5.....        | 448 | KIT218.....    | 295 |
| H2EB32SABCA..... | 336 | IC8WX.....     | 189 | IM6D.....       | 52  | KIT220.....    | 296 |
| H32A.....        | 425 | ICG1.....      | 159 | IMK3.....       | 448 | KIT221.....    | 296 |
| H33.....         | 296 | IG1000N.....   | 329 | IMKR0093.....   | 147 | KIT225.....    | 292 |
| H60765801.....   | 326 | IG1090N.....   | 329 | IMKR0961.....   | 147 | KIT265.....    | 292 |
| H60765802.....   | 326 | IG1121.....    | 328 | IMKR7943.....   | 147 | KIT280.....    | 294 |
| H60765803.....   | 326 | IG1401.....    | 328 | IMKR8277.....   | 147 | KIT282.....    | 294 |
| H60765804.....   | 326 | IG1401N.....   | 329 | IMKR8344.....   | 147 | KIT284.....    | 294 |
| H60765805.....   | 326 | IG1402.....    | 328 | IMKR8597.....   | 147 | KIT315.....    | 295 |
| H60765806.....   | 326 | IG1403.....    | 328 | IMKR8597RK..... | 147 | KIT317.....    | 295 |
| HC10032.....     | 150 | IG1405.....    | 328 | IMM8366.....    | 147 | KIT34.....     | 295 |
| HC10033.....     | 150 | IG1406.....    | 328 | IMOD0935.....   | 147 | KIT380.....    | 295 |
| HC10051.....     | 150 | IG1407.....    | 328 | IMPCB9102.....  | 147 | KIT410.....    | 293 |
| HCAE3VX100.....  | 335 | IG1408.....    | 328 | INC34Z.....     | 190 | KIT414.....    | 296 |
| HCAE3ZX200.....  | 335 | IG1409.....    | 328 | INCAP4B.....    | 187 | KIT49.....     | 295 |
| HCAE5VX100.....  | 335 | IG1410.....    | 328 | INCAP4W.....    | 187 | KIT50.....     | 295 |
| HCAE5ZX200.....  | 335 | IG1411.....    | 328 | INCAP5BX.....   | 187 | KIT538.....    | 292 |
| HE-430.....      | 236 | IG1412.....    | 328 | INCAP5WX.....   | 187 | KIT6001.....   | 292 |
| HG1000.....      | 395 | IG1414.....    | 328 | INCAP6BX.....   | 187 | KN001.....     | 102 |
| HL758.....       | 340 | IG3033.....    | 343 | INCAP6WX.....   | 187 | KN002.....     | 102 |
| HP083.....       | 159 | IG4000.....    | 343 | INF165.....     | 441 | KN003.....     | 102 |
| HP083S.....      | 159 | IG401.....     | 343 | INF195.....     | 441 | KN004.....     | 102 |
| HP084.....       | 159 | IG402K.....    | 343 | INT4BZ.....     | 187 | KN005.....     | 102 |
| HP163.....       | 159 | IG403K.....    | 343 | INT4Z.....      | 187 | KN006.....     | 102 |
| HP163S.....      | 159 | IG405.....     | 343 | INT5BX.....     | 187 | K-NUT.....     | 293 |
| HP164.....       | 159 | IG406.....     | 343 | INT5X.....      | 187 | K-NUT6002..... | 293 |
| HP164S.....      | 159 | IG412.....     | 343 | INT6BX.....     | 187 | KP-2.....      | 449 |
| HP165.....       | 159 | IG414.....     | 343 | INT6X.....      | 187 | KT2A5.....     | 425 |
| HR4B.....        | 181 | IG418.....     | 343 | IO10N.....      | 365 | KTH.....       | 440 |
| HR4W.....        | 181 | IG9500.....    | 329 | IO30N.....      | 365 | KTT.....       | 440 |
| HS10001.....     | 459 | IH1901.....    | 150 | IO65N.....      | 365 | L120.....      | 136 |
| HS10004.....     | 459 | IH2000.....    | 150 | IST2.....       | 154 | L120.....      | 326 |
| HS10016.....     | 459 | IH2001.....    | 150 | IV-11S-16.....  | 150 | L120.....      | 342 |
| HS11001.....     | 459 | IH2003.....    | 150 | IV-13SD-2.....  | 143 | L125.....      | 342 |
| HS12001.....     | 472 | IH2004.....    | 151 | IV-14SE-2.....  | 143 | L130.....      | 136 |
| HS19002.....     | 472 | IH2004A.....   | 151 | IV-15S-2.....   | 143 | L130.....      | 326 |
| HS24A341.....    | 327 | IH2005.....    | 151 | IV-21A-13.....  | 143 | L130.....      | 342 |
| HS24A3414.....   | 327 | IH2005A.....   | 151 | JV1.....        | 472 | L135.....      | 342 |
| HS24A342.....    | 327 | IH2006.....    | 151 | K114.....       | 279 | L13510W.....   | 137 |
| HS24A343.....    | 327 | IH2006A.....   | 151 | K115.....       | 279 | L13515W.....   | 137 |
| HS24A344.....    | 327 | IH2007.....    | 151 | K120.....       | 279 | L135DC.....    | 340 |
| HS24A345.....    | 327 | IH2007A.....   | 151 | K130.....       | 279 | L140.....      | 136 |
| HS24A346.....    | 327 | IH2008.....    | 150 | K614.....       | 279 | L140.....      | 326 |
| HS33247.....     | 327 | IH2009.....    | 150 | K628.....       | 279 | L140.....      | 342 |
| HS4B/48.....     | 181 | IH2010.....    | 151 | K629.....       | 279 | L145.....      | 342 |
| HS4W/48.....     | 181 | IH2010A.....   | 151 | K672.....       | 279 | L14625W.....   | 137 |
| HS5.....         | 335 | IH2011A.....   | 151 | K673.....       | 279 | L150.....      | 136 |
| HS5000.....      | 324 | IH2016.....    | 151 | K683.....       | 279 | L150.....      | 326 |
| HS5B/12.....     | 181 | IH2204.....    | 150 | KC100P.....     | 426 | L150.....      | 342 |
| HS6000.....      | 324 | IH2410-21..... | 151 | K-FAN4031.....  | 293 | L15015W.....   | 137 |
| HS60002.....     | 472 | IH2447-01..... | 151 | K-FAN4032.....  | 293 | L15025W.....   | 137 |
| HS81.....        | 335 | IH2548-01..... | 151 | K-FAN6009.....  | 293 | L155.....      | 136 |
| HSB4B.....       | 181 | IH2552A.....   | 151 | K-FAN6010.....  | 293 | L155.....      | 326 |
| HSB4W.....       | 181 | IH2555.....    | 151 | K-FAN6011.....  | 293 | L155.....      | 342 |
| HSF4B.....       | 181 | IH2666-01..... | 151 | K-FAN6012.....  | 293 | L15525W.....   | 137 |
| HSF4W.....       | 181 | IH3001.....    | 150 | K-FAN6013.....  | 293 | L160.....      | 136 |
| HT44.....        | 424 | IH3BXZ.....    | 189 | K-FAN6046.....  | 293 | L160.....      | 326 |
| HUP.....         | 183 | IH3WXZ.....    | 189 | KIT100.....     | 292 | L160.....      | 342 |
| HUPK5F.....      | 181 | IH4BXZ.....    | 189 | KIT102.....     | 292 | L165.....      | 136 |
| HVACSTRAP.....   | 379 | IH4WXZ.....    | 189 | KIT142.....     | 292 | L165.....      | 326 |
| HW0493K.....     | 142 | IH5273.....    | 150 | KIT144.....     | 292 | L165.....      | 342 |
| IAQ50.....       | 439 | IH5626.....    | 150 | KIT150.....     | 295 | L170.....      | 136 |
| IAQ55.....       | 439 | IH5BXZ.....    | 189 | KIT170.....     | 296 | L170.....      | 326 |
| IC100.....       | 166 | IH5WXZ.....    | 189 | KIT180.....     | 296 | L170.....      | 342 |
| IC102.....       | 166 | IH6002.....    | 150 | KIT183.....     | 296 | L170-32QT..... | 373 |
| IC3BX.....       | 189 | IH6301.....    | 151 | KIT184.....     | 296 | L175.....      | 342 |
| IC3WX.....       | 189 | IH6BXZ.....    | 189 | KIT186.....     | 296 | L180.....      | 136 |
| IC4BX.....       | 189 | IH6WXZ.....    | 189 | KIT187.....     | 296 | L180.....      | 326 |

**XX**

This information is provided "as is" without warranty of any kind by any person,  
including without limitation, the owner and the publisher.

## PART NUMBER INDEX

|           |     |          |     |           |     |             |     |
|-----------|-----|----------|-----|-----------|-----|-------------|-----|
| L180-20   | 342 | LD290    | 342 | LS-1253   | 129 | MA01018-1   | 464 |
| L180-40   | 342 | LD305    | 342 | LS-1303   | 129 | MA01018-2   | 464 |
| L190      | 136 | LH3BXZ   | 188 | LS-1353   | 129 | MA01018-3   | 464 |
| L190      | 326 | LH3WXZ   | 188 | LS140     | 325 | MA01018BX   | 464 |
| L190      | 342 | LH4BXZ   | 188 | LS145     | 325 | MA01018P    | 463 |
| L200      | 136 | LH4WXZ   | 188 | LS-1453   | 129 | MA01019-1   | 464 |
| L200      | 326 | LH5BXZ   | 188 | LS150     | 325 | MA01019-2   | 464 |
| L200      | 342 | LH5WXZ   | 188 | LS155     | 325 | MA01019-3   | 464 |
| L205      | 342 | LH6BXZ   | 188 | LS160     | 325 | MA01019BX   | 464 |
| L225      | 136 | LH6WXZ   | 188 | LS165     | 325 | MA01019P    | 463 |
| L225      | 326 | LI04128N | 365 | LS170     | 325 | MA01020-1   | 464 |
| L225      | 342 | LI0616PN | 365 | LS175     | 325 | MA01020-2   | 464 |
| L230      | 136 | LIT11TC  | 435 | LS180     | 325 | MA01020-3   | 464 |
| L230      | 326 | LK325    | 178 | LS200     | 325 | MA01020BX   | 464 |
| L240      | 136 | LK335    | 178 | LS-2167L  | 129 | MA01020P    | 463 |
| L240      | 326 | LK425    | 178 | LS-2257   | 129 | MA01021-1   | 464 |
| L240      | 342 | LK435    | 178 | LS-2307   | 129 | MA01021-2   | 464 |
| L250      | 136 | LK525    | 178 | LS-2407   | 129 | MA01021-3   | 464 |
| L250      | 326 | LK625    | 178 | LS-2457   | 129 | MA01021BX   | 464 |
| L250      | 342 | LK635    | 178 | LS250     | 325 | MA01021P    | 463 |
| L260      | 136 | LLD032   | 158 | LS255     | 325 | MA01022-1   | 464 |
| L260      | 326 | LLD032S  | 158 | LS-2557   | 129 | MA01022-2   | 464 |
| L260      | 342 | LLD052   | 158 | LS265     | 325 | MA01022-3   | 464 |
| L270      | 342 | LLD052S  | 158 | LS275     | 325 | MA01022BX   | 464 |
| L290      | 136 | LLD053   | 158 | LS285     | 325 | MA01022P    | 463 |
| L290      | 326 | LLD053S  | 158 | LS295     | 325 | MA-010669   | 432 |
| L290      | 342 | LLD082   | 158 | LS300     | 325 | MA01164-1   | 464 |
| L300      | 136 | LLD082S  | 158 | LT2       | 440 | MA01164C-2  | 464 |
| L300      | 326 | LLD083   | 158 | LTC       | 440 | MA01165-1   | 464 |
| L300      | 342 | LLD083S  | 158 | LTF       | 181 | MA01165C-2  | 464 |
| L3001     | 135 | LLD084   | 158 | LTH       | 440 | MA01166-1   | 464 |
| L3003     | 135 | LLD084S  | 158 | LTT       | 440 | MA01166C-2  | 464 |
| L320      | 136 | LLD162   | 158 | LVHR3WXZ  | 186 | MA-012CR    | 470 |
| L320      | 326 | LLD163   | 158 | LVHR4BXZ  | 186 | MA-012RR    | 470 |
| L340      | 136 | LLD163S  | 158 | LVHR4WX   | 186 | MA-0160T    | 169 |
| L340      | 326 | LLD164   | 158 | LVHR4WXZ  | 186 | MA-018CR    | 470 |
| L45       | 161 | LLD164S  | 158 | LVHR5WX   | 186 | MA-018RR    | 470 |
| L50       | 161 | LLD165   | 158 | LVHR6BX   | 186 | MA02014-1   | 460 |
| L55       | 161 | LLD165S  | 158 | LVHR6WX   | 186 | MA-02043-1  | 460 |
| L597BA    | 352 | LLD303S  | 158 | M0805101  | 80  | MA02044-1   | 460 |
| L60       | 161 | LLD304   | 158 | M0805102  | 80  | MA02045-1   | 460 |
| L70       | 161 | LLD304S  | 158 | M110A     | 441 | MA02046-1   | 460 |
| LA-1053   | 67  | LLD305   | 158 | M-14      | 445 | MA02109-1   | 462 |
| LB1655    | 133 | LLD306S  | 158 | M-16      | 445 | MA021120-2  | 468 |
| LC3BX     | 188 | LLD307S  | 158 | M-18      | 445 | MA021120-2B | 468 |
| LC3WX     | 188 | LLD309S  | 158 | M-5       | 445 | MA02148-2   | 206 |
| LC4BX     | 188 | LLS      | 440 | M500      | 438 | MA02149-2   | 206 |
| LC4WX     | 188 | LLSU     | 440 | M501      | 438 | MA02150-2   | 206 |
| LC5BX     | 188 | LP054D   | 144 | M-7       | 445 | MA02151-2   | 206 |
| LC5WX     | 188 | LP1414A  | 144 | M814520   | 161 | MA02152-2   | 206 |
| LC6BX     | 188 | LP1585L  | 143 | M-9       | 444 | MA02153-2   | 206 |
| LC6WX     | 188 | LP1700A  | 144 | MA00036-1 | 458 | MA-0230     | 371 |
| LC7BX     | 188 | LP2001T  | 144 | MA00098-1 | 458 | MA02512G    | 100 |
| LC7WX     | 188 | LP2002H  | 143 | MA-00106  | 371 | MA02512P    | 100 |
| LC8BX     | 188 | LP3503   | 143 | MA00151-1 | 469 | MA02514G    | 100 |
| LC8WX     | 188 | LP5974C  | 144 | MA00152-1 | 469 | MA02514P    | 100 |
| LCAPS3B   | 186 | LP6440   | 143 | MA00153-1 | 469 | MA02521-1   | 460 |
| LCAPS3W   | 186 | LPT      | 440 | MA00154-1 | 469 | MA02522-1   | 460 |
| LCAPS4B   | 186 | LPVB3BZ  | 186 | MA-00205  | 371 | MA02525-2   | 456 |
| LCAPS4W   | 186 | LPVB3Z   | 186 | MA-002CR  | 470 | MA02525-3   | 456 |
| LCV       | 440 | LPVB4BZ  | 186 | MA-002RR  | 470 | MA02528-1   | 461 |
| LD120     | 342 | LPVB4Z   | 186 | MA-00304  | 371 | MA02530-1   | 461 |
| LD130     | 342 | LPVB5E   | 186 | MA-003CR  | 470 | MA02534-1   | 461 |
| LD135     | 342 | LPVB5EB  | 186 | MA-003RR  | 470 | MA02537-1   | 461 |
| LD140     | 342 | LPVB6E   | 186 | MA00478-1 | 204 | MA02541-1   | 461 |
| LD145     | 342 | LPVB6EB  | 186 | MA00479-1 | 204 | MA02543-1   | 461 |
| LD15025W* | 137 | LS-1107L | 129 | MA00480-1 | 204 | MA02544-1   | 461 |
| LD155     | 342 | LS-1153  | 129 | MA-004CR  | 470 | MA02547-1   | 461 |
| LD170     | 342 | LS-1153L | 129 | MA-004RR  | 470 | MA02549-1   | 460 |
| LD190     | 342 | LS-1157  | 129 | MA-006CR  | 470 | MA02551-1   | 460 |
| LD200     | 342 | LS-1157L | 129 | MA-006RR  | 470 | MA02581-1   | 461 |
| LD210     | 342 | LS-1203  | 129 | MA01012G  | 100 | MA02585-1   | 461 |
| LD225     | 342 | LS-1203L | 129 | MA01012P  | 100 | MA02588-1   | 461 |
| LD240     | 342 | LS-1207  | 129 | MA01014G  | 100 | MA02589-1   | 461 |
| LD270     | 342 | LS-1207L | 129 | MA01014P  | 100 | MA02590-1   | 461 |



## PART NUMBER INDEX

|                 |     |                 |     |                   |     |                |     |
|-----------------|-----|-----------------|-----|-------------------|-----|----------------|-----|
| MA02591-1.....  | 460 | MA03174-1.....  | 460 | MA03364-2.....    | 473 | MA10604-1..... | 463 |
| MA02595-1.....  | 462 | MA03175-2.....  | 460 | MA03375-2.....    | 462 | MA10604-2..... | 463 |
| MA02596-2.....  | 460 | MA03177-1.....  | 460 | MA03376-2.....    | 462 | MA10604BX..... | 463 |
| MA02597-2.....  | 461 | MA03178-2.....  | 460 | MA03383-1.....    | 204 | MA10606-1..... | 463 |
| MA02598-2.....  | 461 | MA03180-1.....  | 460 | MA03385-1.....    | 204 | MA10606-2..... | 463 |
| MA02619-2.....  | 461 | MA03181-2.....  | 460 | MA03387-1.....    | 204 | MA10606BX..... | 463 |
| MA02621-2.....  | 461 | MA03183-1.....  | 460 | MA03389-1.....    | 204 | MA10608-1..... | 463 |
| MA02622-2.....  | 461 | MA03184-2.....  | 460 | MA03391-1.....    | 204 | MA10608-2..... | 463 |
| MA02652-2.....  | 463 | MA03185-1.....  | 460 | MA03393-1.....    | 204 | MA10608BX..... | 463 |
| MA02860-1.....  | 462 | MA03188-2.....  | 460 | MA03394-1.....    | 204 | MA10610P.....  | 463 |
| MA02869-1.....  | 462 | MA03189-1.....  | 464 | MA-03532.....     | 206 | MA-1-12X.....  | 473 |
| MA02870-2.....  | 462 | MA03190-2.....  | 464 | MA-03533.....     | 206 | MA-12004.....  | 174 |
| MA02872-1.....  | 462 | MA03192-1.....  | 464 | MA0353940-MX..... | 453 | MA-12010.....  | 174 |
| MA02875-1.....  | 462 | MA03193-2.....  | 464 | MA036175-2.....   | 468 | MA-12013.....  | 174 |
| MA02876-2.....  | 462 | MA03195-1.....  | 464 | MA036175-2B.....  | 468 | MA-12032.....  | 174 |
| MA02881-1.....  | 462 | MA03196-2.....  | 464 | MA03751-2.....    | 464 | MA-12033.....  | 174 |
| MA02882-2.....  | 462 | MA03198-1.....  | 464 | MA03752-2.....    | 463 | MA-12034.....  | 174 |
| MA02896-1.....  | 462 | MA03199-2.....  | 464 | MA03765-1.....    | 460 | MA-12035.....  | 174 |
| MA02896-2.....  | 462 | MA03200-2.....  | 449 | MA03775-1.....    | 465 | MA-12052.....  | 174 |
| MA02898-2.....  | 462 | MA03203-2.....  | 449 | MA03775-2.....    | 465 | MA-12053.....  | 174 |
| MA02906-1.....  | 462 | MA03217-2.....  | 206 | MA03776-1.....    | 462 | MA-12054.....  | 174 |
| MA02911-2.....  | 462 | MA03217-3.....  | 206 | MA03782-2.....    | 462 | MA-12055.....  | 174 |
| MA02978-2.....  | 461 | MA03218-2.....  | 206 | MA03798-1*.....   | 462 | MA-12056.....  | 174 |
| MA02984-2.....  | 155 | MA03218-3.....  | 206 | MA03802-2.....    | 463 | MA-12057.....  | 174 |
| MA02984-3.....  | 155 | MA03219-2.....  | 206 | MA04132-1.....    | 463 | MA-12060.....  | 174 |
| MA02985-2*..... | 155 | MA03219-3.....  | 206 | MA04233-2.....    | 463 | MA-1212*.....  | 202 |
| MA02985-3*..... | 155 | MA03220-2.....  | 206 | MA-04625.....     | 376 | MA-1225.....   | 202 |
| MA02991-3.....  | 433 | MA03220-3.....  | 206 | MA04702-2B.....   | 460 | MA-12355A..... | 429 |
| MA03011-2.....  | 460 | MA03221-2.....  | 206 | MA04704-2B.....   | 460 | MA-12356.....  | 429 |
| MA03012-2.....  | 460 | MA03221-3.....  | 206 | MA04706-2B.....   | 460 | MA-12357.....  | 429 |
| MA03013-2.....  | 461 | MA03222-2.....  | 206 | MA04708-2B.....   | 460 | MA-12361.....  | 435 |
| MA03015-1.....  | 461 | MA03222-3.....  | 206 | MA04710-2B.....   | 460 | MA-12362.....  | 435 |
| MA03016-2.....  | 461 | MA03223-2.....  | 206 | MA04712-2B.....   | 460 | MA-12535.....  | 316 |
| MA03018-1.....  | 461 | MA03223-3.....  | 206 | MA048175-2.....   | 468 | MA-12537.....  | 316 |
| MA03019-2.....  | 461 | MA03224-2.....  | 206 | MA048175-2B.....  | 468 | MA-12545.....  | 316 |
| MA03022-2.....  | 461 | MA03224-3.....  | 206 | MA05007-2.....    | 464 | MA-12547.....  | 316 |
| MA03033-2.....  | 460 | MA03225-2.....  | 206 | MA05008-2.....    | 464 | MA-12548.....  | 316 |
| MA03034-2.....  | 460 | MA03225-3.....  | 206 | MA05012G.....     | 100 | MA-1257*.....  | 202 |
| MA03035-2.....  | 460 | MA03226-2.....  | 206 | MA05012P.....     | 100 | MA-1258*.....  | 202 |
| MA03092-1.....  | 434 | MA03226-3.....  | 206 | MA05014G.....     | 100 | MA-1266T.....  | 169 |
| MA03093-1.....  | 434 | MA03227-2.....  | 206 | MA05014P.....     | 100 | MA-12700.....  | 427 |
| MA03096-2.....  | 434 | MA03227-3.....  | 206 | MA05031.....      | 433 | MA-12701.....  | 443 |
| MA03149-1.....  | 458 | MA03228-2.....  | 206 | MA0512G.....      | 100 | MA-12702.....  | 443 |
| MA03149-2.....  | 458 | MA03228-3.....  | 206 | MA0512P.....      | 100 | MA-12815A..... | 427 |
| MA03150-1.....  | 458 | MA03229-2.....  | 206 | MA0514G.....      | 100 | MA-12816.....  | 428 |
| MA03150-2.....  | 458 | MA03229-3.....  | 206 | MA0514P.....      | 100 | MA-12817.....  | 428 |
| MA03151-1.....  | 458 | MA03230-2.....  | 206 | MA-0620.....      | 446 | MA-12822.....  | 428 |
| MA03151-2.....  | 458 | MA03230-3.....  | 206 | MA06295-2.....    | 464 | MA-12823.....  | 428 |
| MA03152-1.....  | 458 | MA03231-2.....  | 206 | MA06295P.....     | 463 | MA-12825.....  | 429 |
| MA03152-2.....  | 458 | MA03231-3.....  | 206 | MA-09709.....     | 206 | MA-12826.....  | 428 |
| MA03153-1.....  | 458 | MA03232-2.....  | 206 | MA-09857.....     | 206 | MA-12827.....  | 429 |
| MA03153-2.....  | 458 | MA03232-3.....  | 206 | MA-09858.....     | 206 | MA-12830A..... | 429 |
| MA03154-1.....  | 458 | MA03233-2.....  | 206 | MAOHT12B2.....    | 100 | MA-12835.....  | 429 |
| MA03154-2.....  | 458 | MA03233-3.....  | 206 | MAOHT12R2.....    | 100 | MA-12837.....  | 429 |
| MA03155-1.....  | 458 | MA03234-2.....  | 206 | MAOHT12W2.....    | 100 | MA-12838.....  | 429 |
| MA03155-2.....  | 458 | MA03234-3.....  | 206 | MAOHT14B2.....    | 100 | MA-12842.....  | 430 |
| MA03156-1.....  | 458 | MA03235-2.....  | 206 | MAOHT14R2.....    | 100 | MA-12843.....  | 430 |
| MA03156-2.....  | 458 | MA03235-3.....  | 206 | MAOHT14W2.....    | 100 | MA-13025.....  | 443 |
| MA03157-1.....  | 458 | MA03236-2.....  | 206 | MA-1001.....      | 447 | MA-142A.....   | 448 |
| MA03157-2.....  | 458 | MA03236-3.....  | 206 | MA-10010.....     | 204 | MA-142MA.....  | 448 |
| MA03158-1.....  | 458 | MA03237-2.....  | 206 | MA-1001S.....     | 438 | MA-143A.....   | 448 |
| MA03158-2.....  | 458 | MA03237-3.....  | 206 | MA-10050.....     | 204 | MA-143M.....   | 448 |
| MA03159-1.....  | 458 | MA03238-2.....  | 206 | MA-10075.....     | 204 | MA-149.....    | 448 |
| MA03159-2.....  | 458 | MA03238-3.....  | 206 | MA-101.....       | 445 | MA-1500.....   | 426 |
| MA03161-1.....  | 469 | MA03239-2.....  | 206 | MA-102.....       | 445 | MA-15005.....  | 204 |
| MA03162-1.....  | 469 | MA03239-3.....  | 206 | MA-10344.....     | 468 | MA-15007.....  | 204 |
| MA03163-1.....  | 469 | MA03240-2.....  | 206 | MA-10345.....     | 468 | MA-157A.....   | 448 |
| MA03164-1.....  | 469 | MA03240-3.....  | 206 | MA-10346.....     | 468 | MA-159A.....   | 451 |
| MA03165-1.....  | 469 | MA03241-2.....  | 206 | MA-10347.....     | 468 | MA-16505.....  | 431 |
| MA03166-1.....  | 469 | MA03241-3.....  | 206 | MA-10348.....     | 468 | MA-16506.....  | 431 |
| MA03167-1.....  | 469 | MA03349-1.....  | 462 | MA-10349.....     | 468 | MA-16509A..... | 431 |
| MA03168-1.....  | 469 | MA03353-2.....  | 462 | MA-10350.....     | 468 | MA-16531.....  | 432 |
| MA03169-1.....  | 469 | MA03355-2.....  | 462 | MA10602-1.....    | 463 | MA-16533.....  | 427 |
| MA03171-1.....  | 460 | MA03362-1*..... | 462 | MA10602-2.....    | 463 | MA-16551.....  | 430 |
| MA03172-2.....  | 460 | MA03363-2*..... | 462 | MA10602BX.....    | 463 | MA-1665A.....  | 443 |

## PART NUMBER INDEX

|           |     |            |     |             |     |              |     |
|-----------|-----|------------|-----|-------------|-----|--------------|-----|
| MA-16C81  | 431 | MA-40050   | 204 | MA-7638     | 203 | MA-CL1       | 392 |
| MA-181834 | 470 | MA-40075   | 204 | MA-7639     | 203 | MA-CO801     | 430 |
| MA-185    | 452 | MA-400RC30 | 376 | MA-7640     | 203 | MA-CP1       | 316 |
| MA-18975  | 321 | MA-400RC50 | 376 | MA-7641     | 203 | MA-CP2       | 316 |
| MA-18985  | 321 | MA-4012W   | 316 | MA-7642     | 203 | MA-CP35-120  | 316 |
| MA-1RR    | 449 | MA-4034W   | 316 | MA-7643     | 203 | MA-CP35-240  | 316 |
| Ma-2001   | 447 | MA-41500   | 371 | MA-7644     | 203 | MA-CP52-120  | 316 |
| MA-20010  | 204 | MA-46810   | 456 | MA-7645     | 203 | MA-CP52-240  | 316 |
| MA-2001S  | 432 | MA-49051   | 376 | MA-7646     | 203 | MA-CT1       | 474 |
| MA-2002S  | 432 | MA-49052A  | 376 | MA-7647     | 203 | MA-CVT1      | 475 |
| MA-2003S  | 432 | MA-49116   | 321 | MA-7648     | 201 | MA-CVT12     | 475 |
| MA-20050  | 204 | MA-49310   | 475 | MA-7649     | 201 | MA-CVT14     | 475 |
| MA-20075  | 204 | MA-49316   | 475 | MA-7650     | 201 | MA-CVT316    | 475 |
| MA-20534  | 375 | MA-49317   | 475 | MA-7651     | 201 | MA-CVT34     | 475 |
| MA-22002  | 174 | MA-49318   | 475 | MA-7652     | 201 | MA-CVT38     | 475 |
| MA-22003  | 174 | MA-49858A  | 434 | MA-7653     | 201 | MA-CVT58     | 475 |
| MA-22005  | 174 | MA-5406BX  | 458 | MA-7654     | 201 | MA-CVT78     | 475 |
| MA-22006  | 174 | MA-5408BX  | 458 | MA-7655     | 201 | MA-DLSN71    | 432 |
| MA-22007  | 174 | MA-5410BX  | 458 | MA-7656     | 201 | MA-DM1       | 427 |
| MA-22010  | 174 | MA-5412BX  | 458 | MA-7657     | 201 | MA-DMT123    | 435 |
| MA-22010  | 174 | MA-5416BX  | 458 | MA-7658     | 201 | MA-DMT123KIT | 436 |
| MA-22012  | 174 | MA-5420BX  | 458 | MA-7670     | 202 | MA-DMT3      | 427 |
| MA-22013  | 174 | MA-5428BX  | 458 | MA-7671     | 202 | MA-E5090A    | 204 |
| MA-22014  | 174 | MA-5432BX  | 458 | MA-7672*    | 202 | MA-E50A      | 204 |
| MA-22031  | 174 | MA-56188   | 458 | MA-7673     | 202 | MA-E75       | 204 |
| MA-22048  | 174 | MA-572A    | 372 | MA-8016     | 372 | MA-E7590     | 204 |
| MA-22049  | 174 | MA-5TCA    | 443 | MA80293     | 295 | MA-EM3213A   | 430 |
| MA-22064  | 174 | MA-600CF   | 428 | MA-8032     | 372 | MA-EM3215    | 430 |
| MA-22065  | 174 | MA-6012W   | 316 | MA-8201     | 433 | MA-FB2       | 326 |
| MA-22066  | 174 | MA-6034W   | 316 | MA-8202     | 433 | MA-FL13089   | 446 |
| MA-22112  | 174 | MA-60609   | 453 | MA-8203     | 433 | MA-FL13089A  | 447 |
| MA-22113  | 174 | MA-60613   | 453 | MA-8205     | 433 | MA-FL28L     | 446 |
| MA-22114  | 174 | MA-60616   | 453 | MA-8206     | 434 | MA-FL296C    | 446 |
| MA-22116  | 174 | MA-60F3    | 205 | MA-8207     | 434 | MA-FL3       | 447 |
| MA-22117  | 174 | MA-60NF3   | 205 | MA-8410     | 457 | MA-FL6278    | 446 |
| MA-22120  | 174 | MA-6202BX  | 458 | MA-8411     | 457 | MA-FL6287    | 446 |
| MA-22122  | 174 | MA-6203BX  | 458 | MA-8412     | 457 | MA-FM50      | 294 |
| MA-22151  | 174 | MA-6204BX  | 458 | MA-8414     | 457 | MA-FM55      | 294 |
| MA-22152  | 174 | MA-6205BX  | 458 | MA-8415     | 457 | MA-FM554A    | 295 |
| MA-22153  | 174 | MA-6206BX  | 458 | MA-90303    | 376 | MA-FRBS8     | 453 |
| MA-22154  | 174 | MA-650B    | 460 | MA-90304    | 376 | MA-FRNR10    | 205 |
| MA-22157  | 174 | MA-650N    | 460 | MA-90502    | 376 | MA-FRNR20    | 205 |
| MA-22159  | 174 | MA-681012  | 453 | MA-90503    | 376 | MA-FRNR25    | 205 |
| MA-22160  | 174 | MA-68150   | 313 | MA-9355     | 452 | MA-FRNR30    | 205 |
| MA-22161  | 174 | MA-69523   | 433 | MA-9358     | 452 | MA-FRNR35    | 205 |
| MA-22182  | 174 | MA-70343   | 448 | MA-9358-12  | 452 | MA-FRNR40    | 205 |
| MA-22185  | 174 | MA-71493   | 448 | MA-AN84     | 430 | MA-FRNR45    | 205 |
| MA-22186  | 174 | MA-72066   | 453 | MA-AP132    | 447 | MA-FRNR50    | 205 |
| MA-22187  | 174 | MA-72433   | 454 | MA-AP181-12 | 446 | MA-FRNR60    | 205 |
| MA-22192  | 174 | MA-72435   | 454 | MA-AP3172   | 447 | MA-FT1       | 474 |
| MA-22263  | 174 | MA-72437   | 454 | MA-AP890    | 453 | MA-FWP7      | 452 |
| MA-22264  | 174 | MA-72439   | 454 | MA-AP8SD    | 451 | MA-GF1       | 225 |
| MA-22286  | 174 | MA-7321    | 432 | MA-AT12     | 476 | MA-GF-100    | 225 |
| MA-22289  | 174 | MA-7339    | 430 | MA-AT14     | 476 | MA-GF-50     | 225 |
| MA-22290  | 174 | MA-748325A | 448 | MA-AT14-5   | 476 | MA-GH50      | 372 |
| MA-2300   | 426 | MA-7518    | 202 | MA-AT18     | 476 | MA-HDT1      | 475 |
| MA-290    | 452 | MA-7519    | 205 | MA-AT316    | 476 | MA-HDT12     | 475 |
| MA-30038  | 204 | MA-7525    | 203 | MA-AT38     | 476 | MA-HDT14     | 475 |
| MA-30050  | 204 | MA-7599    | 203 | MA-AT516    | 476 | MA-HDT316    | 475 |
| MA-30075  | 204 | MA-7600    | 201 | MA-AT58     | 476 | MA-HDT34     | 475 |
| MA-30301  | 313 | MA-7601    | 201 | MA-AT716    | 476 | MA-HDT38     | 475 |
| MA-30303  | 313 | MA-7602    | 201 | MA-BDHTR    | 436 | MA-HDT58     | 475 |
| MA-30F3   | 205 | MA-7603    | 201 | MA-BTGK     | 317 | MA-HDT78     | 475 |
| MA-322-2  | 473 | MA-7604    | 201 | MA-BTGRK    | 317 | MA-HML7      | 446 |
| MA-322-3  | 473 | MA-7605    | 201 | MA-C6408    | 473 | MA-HP3       | 313 |
| MA-3268C  | 428 | MA-7606    | 201 | MA-C950     | 474 | MA-HP6       | 313 |
| MA-32831  | 432 | MA-7607    | 201 | MA-C950-4   | 474 | MA-HS50      | 376 |
| MA-32832  | 432 | MA-7608    | 201 | MA-CCT11    | 464 | MA-HTSS-R    | 457 |
| MA-32950  | 316 | MA-7609    | 202 | MA-CCT14    | 464 | MA-HWA02     | 225 |
| MA-33002  | 321 | MA-7610    | 202 | MA-CCT15    | 464 | MA-HWA05     | 225 |
| MA-33005  | 321 | MA-7611    | 201 | MA-CCT7     | 464 | MA-HWG02     | 225 |
| MA-33008  | 321 | MA-7621    | 201 | MA-CF1      | 225 | MA-HWG05     | 225 |
| MA-33C    | 427 | MA-7624    | 201 | MA-CF-100   | 225 | MA-IC13      | 166 |
| MA-3466T  | 169 | MA-7625    | 201 | MA-CF-50    | 225 | MA-IC15      | 166 |
| MA-40038  | 204 | MA-7626    | 201 | MA-CGD383   | 429 | MA-IM12      | 448 |

This information is provided "as is" without warranty of any kind by any person,  
including without limitation, the owner and the publisher.

# PART NUMBER INDEX

|                   |     |                  |     |                 |     |                  |     |
|-------------------|-----|------------------|-----|-----------------|-----|------------------|-----|
| MA-IM24.....      | 475 | MA-T1005.....    | 169 | MFX48ULXZW..... | 187 | NFN110.....      | 325 |
| MA-IM30.....      | 448 | MA-T1007.....    | 169 | MFX48ULXZW..... | 188 | NFN120.....      | 325 |
| MA-IRT203B.....   | 437 | MA-T1010.....    | 169 | MFX48X.....     | 190 | NFN130.....      | 325 |
| MA-J100.....      | 316 | MA-T1057.....    | 169 | MFX58CRX.....   | 188 | NFN140.....      | 325 |
| MA-J2000.....     | 225 | MA-T15A.....     | 205 | MFX58X.....     | 190 | NFN150.....      | 325 |
| MA-J3000.....     | 225 | MA-T20A.....     | 205 | MFX68CRX.....   | 187 | NFN160.....      | 325 |
| MA-KN74HD.....    | 453 | MA-T30A.....     | 205 | MFX68X.....     | 188 | NFN180.....      | 325 |
| MA-L42.....       | 449 | MA-TX100.....    | 314 | MFX68X.....     | 190 | NMR130.....      | 325 |
| MA-L50.....       | 449 | MA-TX202.....    | 314 | MFX78CRX.....   | 188 | NMR150-OD.....   | 325 |
| MA-LC20D*.....    | 204 | MA-TX205.....    | 314 | MFX78X.....     | 188 | NMR175-CD.....   | 325 |
| MA-LC20E*.....    | 204 | MA-TX402.....    | 314 | MFX78X.....     | 190 | NMR220.....      | 325 |
| MA-LC43D*.....    | 204 | MA-TX403.....    | 314 | MFX88CRX.....   | 188 | NO3315C.....     | 323 |
| MA-LC43E*.....    | 204 | MA-TX404.....    | 314 | MFX88X.....     | 188 | NO33L.....       | 295 |
| MA-MC123.....     | 444 | MA-TX405.....    | 314 | MFX88X.....     | 190 | NO50L.....       | 295 |
| MA-MFC1.....      | 390 | MA-TX406.....    | 314 | MI1.....        | 332 | NO55L.....       | 295 |
| MA-MFC2.....      | 390 | MA-TX407.....    | 314 | MI106.....      | 234 | NO55S.....       | 295 |
| MA-MFC3.....      | 390 | MA-TX482.....    | 314 | MI106S.....     | 235 | NP00489.....     | 136 |
| MA-MGT1.....      | 470 | MA-TX501.....    | 314 | MI3050.....     | 234 | NP0077.....      | 134 |
| MA-MGT2.....      | 470 | MA-TX502.....    | 314 | MI3050SB.....   | 235 | NP010.....       | 134 |
| MA-MHG-2.....     | 468 | MA-TX775.....    | 314 | MIC1509S.....   | 236 | NP011.....       | 134 |
| MA-MMD3E.....     | 443 | MA-TX779.....    | 314 | MIC3510SB.....  | 235 | NP01247.....     | 132 |
| MA-NAT316.....    | 475 | MA-UVFL15-1..... | 446 | MICN109.....    | 236 | NP013.....       | 134 |
| MA-NAT316-5.....  | 475 | MA-V1.....       | 320 | ML37.....       | 162 | NP01338.....     | 132 |
| MA-NDK16.....     | 452 | MA-V2.....       | 320 | ML45.....       | 162 | NP014.....       | 134 |
| MA-NS1000.....    | 449 | MA-VID-1.....    | 433 | ML50.....       | 162 | NP0154.....      | 134 |
| MA-NS2000.....    | 449 | MA-VID-2.....    | 433 | ML55.....       | 162 | NP01746.....     | 134 |
| MA-OV24-3.....    | 447 | MA-VTC1.....     | 454 | ML60.....       | 162 | NP0180C.....     | 134 |
| MA-P4012W.....    | 315 | MA-WSFD30A.....  | 205 | ML70.....       | 162 | NP0291.....      | 136 |
| MA-P4034W.....    | 315 | MA-WSFD60A.....  | 205 | ML80.....       | 162 | NP03591.....     | 132 |
| MA-P6012W.....    | 315 | MA-WSNFD60A..... | 205 | ML90.....       | 162 | NP0-35C.....     | 323 |
| MA-P6034W.....    | 315 | MA-WTJ1.....     | 460 | MNT1518.....    | 296 | NP0719.....      | 136 |
| MA-PDT392B.....   | 437 | MAXICAP3R.....   | 114 | MO44.....       | 469 | NP0771.....      | 136 |
| MA-PH100.....     | 225 | MAXICAP5R.....   | 114 | MO98.....       | 469 | NP0920C.....     | 134 |
| MA-PH50.....      | 225 | MAXICAP7R.....   | 114 | MP117.....      | 235 | NP1030867C.....  | 134 |
| MA-PLT11.....     | 464 | MA-XP5.....      | 313 | MP15MA.....     | 96  | NP10-326C.....   | 323 |
| MA-PLT14.....     | 464 | MA-XP6.....      | 313 | MP15MA.....     | 99  | NP10329P.....    | 132 |
| MA-PLT4.....      | 464 | MA-XP8.....      | 313 | MP15MD.....     | 96  | NP1048C.....     | 134 |
| MA-PLT7.....      | 464 | MB55.....        | 294 | MP15U.....      | 96  | NP1050C.....     | 134 |
| MA-PT160.....     | 432 | MB554.....       | 310 | MP15YA.....     | 96  | NP1079C.....     | 134 |
| MA-PT160B.....    | 432 | MBC3.....        | 179 | MP15YA.....     | 99  | NP110M.....      | 323 |
| MA-PT220.....     | 432 | MBC4.....        | 179 | MP21MA.....     | 96  | NP114000.....    | 132 |
| MA-PT220B.....    | 432 | MC304SB.....     | 236 | MP21MA.....     | 99  | NP1-15C.....     | 323 |
| MA-QP400.....     | 395 | MC3ZW.....       | 458 | MP21MD.....     | 96  | NP115M.....      | 323 |
| MA-REF401C.....   | 377 | MC4.....         | 179 | MP21U.....      | 96  | NP1171C.....     | 134 |
| MA-REF401F.....   | 377 | MC45.....        | 96  | MP21YA.....     | 96  | NP1182.....      | 136 |
| MA-REF700.....    | 377 | MC450.....       | 179 | MP21YA.....     | 99  | NP11944.....     | 134 |
| MA-RRWBK.....     | 453 | MC45R6R.....     | 96  | MP25KA.....     | 97  | NP11945.....     | 134 |
| MA-RT330.....     | 437 | MC4ZW.....       | 179 | MP26MA.....     | 96  | NP11946.....     | 134 |
| MA-RT335.....     | 437 | MC4ZW.....       | 190 | MP26MA.....     | 99  | NP1195C.....     | 134 |
| MA-RT340.....     | 438 | MC525.....       | 179 | MP26YA.....     | 96  | NP120.....       | 135 |
| MA-RT343.....     | 437 | MC5ZW.....       | 458 | MP26YA.....     | 99  | NP1234600C.....  | 134 |
| MA-RT818.....     | 437 | MC625.....       | 179 | MP308.....      | 235 | NP1234900C.....  | 134 |
| MA-RT819.....     | 436 | MC6ZW.....       | 458 | MP411.....      | 96  | NP12532.....     | 134 |
| MA-RT900.....     | 438 | MC80.....        | 96  | MP412.....      | 96  | NP-12C.....      | 323 |
| MA-S25.....       | 449 | MC80R9R.....     | 96  | MPR1.....       | 337 | NP131.....       | 135 |
| MA-SB35.....      | 295 | MCD305SB.....    | 236 | MPR5.....       | 337 | NP133.....       | 135 |
| MA-SC1200CF.....  | 473 | MCN400B.....     | 236 | MSC4100.....    | 179 | NP13322.....     | 134 |
| MA-SC150CF.....   | 473 | MCN400CN.....    | 236 | MSWF.....       | 58  | NP133285.....    | 134 |
| MA-SC5000CF.....  | 473 | MCND401B.....    | 236 | MTF-5.....      | 424 | NP13369.....     | 134 |
| MA-SC600CF.....   | 473 | MCND401CN.....   | 236 | MTM1028.....    | 439 | NP134.....       | 135 |
| MA-SH2000.....    | 225 | MCP4.....        | 441 | MTR.....        | 424 | NP134266.....    | 134 |
| MA-SH3000.....    | 225 | MDS107.....      | 235 | MTT.....        | 424 | NP134266-1.....  | 134 |
| MA-SNAT316-5..... | 476 | MDS107CN.....    | 235 | MTW-2.....      | 424 | NP135.....       | 135 |
| MA-SOC19.....     | 452 | MDS300B.....     | 235 | MVB4BZ.....     | 186 | NP13537.....     | 134 |
| MA-SRT14-5.....   | 476 | MDS300CN.....    | 235 | MVB4Z.....      | 186 | NP13538.....     | 134 |
| MA-SRT18-5.....   | 476 | MDSCN111.....    | 236 | MVC410B10.....  | 185 | NP13539.....     | 134 |
| MA-SRT316-5.....  | 476 | MDSCN111CN.....  | 236 | MVC410W10.....  | 185 | NP136143C.....   | 134 |
| MA-SSA-CK.....    | 457 | MDSK300S.....    | 235 | MVHR4BX.....    | 186 | NP136870C.....   | 134 |
| MA-SSB-CK.....    | 457 | MFD10.....       | 438 | MVHR4WX.....    | 186 | NP137022C.....   | 134 |
| MA-SSC-CK.....    | 457 | MFX38CRX.....    | 188 | MVPB4BZ.....    | 186 | NP137094C.....   | 134 |
| MA-SSG-CK.....    | 457 | MFX38X.....      | 190 | MVPB4Z.....     | 186 | NP138.....       | 135 |
| MA-SSU.....       | 205 | MFX425X.....     | 190 | MW06T.....      | 365 | NP13801.....     | 136 |
| MA-SSW-CK.....    | 457 | MFX48CRX.....    | 187 | MW1AK.....      | 442 | NP1394C.....     | 134 |
| MA-SSY.....       | 205 | MFX48ULKIT.....  | 184 | MWFP.....       | 59  | NP1395C.....     | 134 |
| MA-SVOM18.....    | 321 | MFX48ULMK.....   | 184 | MXRC.....       | 59  | NP139Female..... | 135 |

## PART NUMBER INDEX

|            |     |            |     |            |     |            |     |
|------------|-----|------------|-----|------------|-----|------------|-----|
| NP139Male  | 135 | NP33897C   | 134 | NP56176C   | 134 | NP8612C    | 134 |
| NP141683C  | 134 | NP3404     | 132 | NP56777C   | 134 | NP8613     | 132 |
| NP142836   | 134 | NP3404C    | 134 | NP598C     | 134 | NP8614     | 132 |
| NP142866   | 134 | NP35-406C  | 323 | NP60135C   | 134 | NP8614C    | 134 |
| NP142885   | 134 | NP3552C    | 134 | NP606C     | 134 | NP8615     | 132 |
| NP14503    | 134 | NP3605C    | 134 | NP61050C   | 134 | NP8615C    | 134 |
| NP1475300C | 134 | NP36292C   | 134 | NP616426   | 134 | NP8616C    | 134 |
| NP14832    | 134 | NP3668C    | 134 | NP622032   | 134 | NP8617     | 132 |
| NP1554C    | 134 | NP37010    | 134 | NP622032   | 134 | NP8673C    | 134 |
| NP15855C   | 134 | NP37010    | 134 | NP622034   | 134 | NP87747C   | 134 |
| NP15HA     | 323 | NP37065C   | 134 | NP622034   | 134 | NP87749C   | 134 |
| NP1641C    | 134 | NP371-5C   | 323 | NP63099C   | 134 | NP8906     | 136 |
| NP171482   | 134 | NP3778     | 132 | NP63099C   | 134 | NP8950109C | 134 |
| NP171873   | 134 | NP3778C    | 134 | NP634-02C  | 323 | NP90241C   | 134 |
| NP1750M    | 323 | NP3897C    | 134 | NP63527    | 134 | NP90983C   | 134 |
| NP1927C    | 134 | NP-38C     | 134 | NP63527-1  | 134 | NP90P3     | 136 |
| NP194      | 136 | NP3937005C | 134 | NP635271C  | 134 | NP9-15C    | 323 |
| NP1960C    | 134 | NP3937010C | 134 | NP6369     | 134 | NP91724C   | 134 |
| NP197      | 136 | NP3937065C | 134 | NP6426     | 134 | NP9187C    | 134 |
| NP1-C      | 134 | NP39775C   | 134 | NP64848C   | 134 | NP9188C    | 134 |
| NP2000C    | 134 | NP3978     | 132 | NP6564848C | 134 | NP9189C    | 134 |
| NP201130C  | 134 | NP39790C   | 134 | NP6632     | 132 | NP9190C    | 134 |
| NP210M     | 323 | NP39869C   | 134 | NP665C     | 134 | NP9191C    | 134 |
| NP215M     | 323 | NP3H45C    | 323 | NP6873C    | 134 | NP91960    | 132 |
| NP2248C    | 323 | NP3H46C    | 323 | NP6968C    | 134 | NP927      | 132 |
| NP2249C    | 323 | NP40003C   | 134 | NP6968C    | 134 | NP928      | 132 |
| NP2250C    | 323 | NP401404C  | 323 | NP698†     | 132 | NP929      | 132 |
| NP2251C    | 323 | NP403585E  | 132 | NP698C     | 134 | NP9300C    | 323 |
| NP2252C    | 323 | NP40468C   | 134 | NP70004    | 323 | NP9655C    | 134 |
| NP2253C    | 323 | NP40469C   | 134 | NP7005C    | 134 | NP96632C   | 134 |
| NP2254C    | 323 | NP411C     | 134 | NP7134     | 136 | NP9690C    | 134 |
| NP2255C    | 323 | NP4252C    | 134 | NP7178     | 132 | NP-9714C   | 323 |
| NP234600   | 134 | NP4265     | 134 | NP7178C    | 134 | NP973      | 136 |
| NP247C     | 134 | NP44771    | 132 | NP7179     | 132 | NP9739C    | 134 |
| NP248C     | 134 | NP455      | 132 | NP7184     | 132 | NP98062C   | 134 |
| NP249C     | 134 | NP455C     | 134 | NP7184C    | 134 | NP98062E   | 132 |
| NP25037C   | 134 | NP4643C    | 134 | NP73069    | 132 | NP98064C   | 134 |
| NP250C     | 134 | NP475400C  | 134 | NP7365C    | 134 | NP98064E   | 132 |
| NP2519     | 136 | NP4837     | 132 | NP7378C    | 134 | NP98065E   | 132 |
| NP251C     | 134 | NP4837C    | 134 | NP73877C   | 323 | NP98066E   | 132 |
| NP2608C    | 134 | NP48886C   | 134 | NP747-2C   | 323 | NP9948886C | 134 |
| NP2626C    | 134 | NP48886C   | 134 | NP7505C    | 134 | NP9956777C | 134 |
| NP2721C    | 323 | NP48887C   | 134 | NP7523     | 323 | NP998-1C   | 323 |
| NP27626C   | 134 | NP4946C    | 323 | NP7523B2C  | 323 | NP99849    | 136 |
| NP30227C   | 134 | NP4947C    | 323 | NP7533742C | 134 | NP998-5C   | 323 |
| NP3127C    | 134 | NP4948C    | 323 | NP7533743C | 134 | NP998-6C   | 323 |
| NP3161050C | 134 | NP4949C    | 323 | NP75600C   | 134 | NPA3BC     | 323 |
| NP3161C    | 134 | NP4950C    | 323 | NP769      | 136 | NPC14C     | 323 |
| NP31EL3001 | 132 | NP50035    | 134 | NP7747     | 132 | NPDC47     | 132 |
| NP31EL3003 | 132 | NP50035C   | 134 | NP7748     | 132 | NPDC97     | 132 |
| NP3201130  | 134 | NP50109C   | 134 | NP7749     | 132 | NP-EE0418C | 323 |
| NP3201CF   | 323 | NP502C     | 134 | NP77767    | 136 | NPEL1001*  | 132 |
| NP3202CF   | 323 | NP506C     | 134 | NP792700   | 132 | NPF152C    | 323 |
| NP3203CF   | 323 | NP5107     | 136 | NP8001554C | 134 | NPF302C    | 323 |
| NP3204252C | 134 | NP5-21     | 134 | NP8015795C | 134 | NPF50C     | 323 |
| NP3204CF   | 323 | NP523552C  | 134 | NP8027626C | 134 | NPGC401    | 323 |
| NP3206873C | 134 | NP5-24     | 134 | NP8062     | 132 | NP-H10C    | 323 |
| NP3246C    | 323 | NP5-24     | 134 | NP8064     | 132 | NPL1044    | 132 |
| NP3249C    | 323 | NP525459C  | 134 | NP8065     | 132 | NPL1053    | 136 |
| NP3251C    | 323 | NP5255     | 134 | NP8066     | 132 | NPM11C     | 134 |
| NP3252C    | 323 | NP5259     | 134 | NP806C     | 323 | NPM21      | 132 |
| NP3269829C | 134 | NP5332-4   | 323 | NP816      | 136 | NPM21C     | 134 |
| NP3276585C | 134 | NP533742C  | 134 | NP8181C    | 134 | NPM22C     | 134 |
| NP3277C    | 323 | NP533743C  | 134 | NP8212C    | 134 | NPM23      | 132 |
| NP3279C    | 323 | NP5337442C | 134 | NP837      | 132 | NPM23C     | 134 |
| NP3298C    | 134 | NP544      | 323 | NP838      | 132 | NPM27C     | 134 |
| NP3311C    | 323 | NP5459C    | 134 | NP838C     | 134 | NPM27C     | 134 |
| NP3312C    | 323 | NP5-46     | 134 | NP838E     | 132 | NPME-10C   | 323 |
| NP3313C    | 323 | NP5-46     | 134 | NP843      | 132 | NPME-15C   | 323 |
| NP3314C    | 323 | NP553900C  | 134 | NP843C     | 134 | NPME-5C    | 323 |
| NP3316C    | 323 | NP5-55     | 134 | NP843E     | 132 | NPME-8C    | 323 |
| NP33742C   | 134 | NP5-55     | 134 | NP85592C   | 134 | NPQ032     | 134 |
| NP33743C   | 134 | NP559C     | 134 | NP85942C   | 134 | NPQ034     | 134 |
| NP33744C   | 134 | NP5-60     | 134 | NP86019C   | 134 | NPQ171873  | 134 |
| NP337C     | 134 | NP56047C   | 134 | NP8612     | 132 | NPQ1873    | 134 |

This information is provided "as is" without warranty of any kind by any person,  
including without limitation, the owner and the publisher.



## PART NUMBER INDEX

|           |     |             |     |            |     |          |     |
|-----------|-----|-------------|-----|------------|-----|----------|-----|
| NPQ42885  | 134 | NTC300      | 325 | PH500      | 328 | POP3     | 350 |
| NPQ585C   | 134 | NTC333      | 325 | PH500FC    | 328 | POP5     | 350 |
| NPQ587C   | 134 | NTC378      | 325 | PH500FCB   | 328 | PR1922   | 327 |
| NPQ836    | 134 | NTC438      | 325 | PH501      | 328 | PR1931   | 336 |
| NPQ8418   | 134 | NTC468      | 325 | PH5014FC   | 328 | PR290Q   | 333 |
| NPQ885    | 134 | NTCD204     | 325 | PH501FC    | 328 | PR291Q   | 333 |
| NPT-5     | 323 | NTCD227     | 325 | PH501FCB   | 328 | PR292Q   | 333 |
| NPT-6     | 323 | NTCD257     | 325 | PH502      | 328 | PR293Q   | 333 |
| NP-WX102C | 323 | NTCD300     | 325 | PH503      | 328 | PR294Q   | 333 |
| NPX10004  | 132 | NTCD333     | 325 | PH505      | 328 | PR295Q   | 333 |
| NPX10007C | 134 | NTCD378     | 325 | PH506      | 328 | PR340    | 333 |
| NPX10008  | 323 | NTCD415     | 325 | PH506FC    | 328 | PR341    | 333 |
| NPX10015  | 134 | NTCK204     | 325 | PH506FCB   | 328 | PR342    | 333 |
| NPX100C   | 323 | NTCK227     | 325 | PH507      | 328 | PR343    | 333 |
| NPX101C   | 134 | NTCK257     | 325 | PH512      | 328 | PR344    | 333 |
| NPX103C   | 134 | NTCK300     | 325 | PH516      | 328 | PR345    | 333 |
| NPX104C   | 134 | NTCK333     | 325 | PH520      | 328 | PR360    | 333 |
| NPX203C   | 134 | O41000      | 337 | PH534      | 328 | PR362    | 333 |
| NPX230C   | 323 | ORM5458     | 239 | PH556      | 328 | PR370    | 333 |
| NPX243Z   | 323 | ORM5488     | 239 | PHG1       | 142 | PR372    | 333 |
| NPX260*   | 134 | OTC6001     | 240 | PHP200150  | 334 | PR374    | 333 |
| NPX261*   | 134 | OTC6004     | 240 | PHP250150  | 334 | PR380    | 333 |
| NPX361C   | 323 | OTR4513     | 240 | PHP275195  | 334 | PR382    | 333 |
| NPX379C   | 323 | P38K        | 332 | PHP300200  | 334 | PR384    | 333 |
| NPX37C    | 323 | P400        | 369 | PHP350250  | 334 | PR9026   | 334 |
| NPX380C   | 323 | P402        | 369 | PHP375265  | 334 | PR9063   | 334 |
| NPX40C    | 323 | P460        | 178 | PHP400200  | 334 | PR9064   | 334 |
| NPX42C    | 323 | P4E         | 178 | PHP400280  | 334 | PR9065   | 334 |
| NPX5014C  | 134 | P6S         | 332 | PHP400300  | 334 | PR9066   | 334 |
| NPX59     | 134 | P7S         | 332 | PHP425300  | 334 | PR9067   | 334 |
| NPX60     | 134 | P8S         | 332 | PHP450250  | 334 | PR9068   | 334 |
| NPX60D*   | 134 | P9S         | 332 | PHP600475  | 334 | PR9071   | 334 |
| NPX61     | 134 | PAF06T      | 365 | PLCO10400W | 330 | PR9169   | 334 |
| NPX61D*   | 134 | PAULTRA     | 25  | PLCO15400W | 330 | PRO41    | 159 |
| NPX68     | 134 | PCABXZW     | 190 | PLCO24400W | 330 | PS000    | 329 |
| NPX71     | 134 | PCK2003     | 7   | PLCO24480W | 330 | PS221    | 329 |
| NPX72     | 134 | PCO12T      | 365 | PLCO26525W | 330 | PS222    | 329 |
| NPX77C    | 323 | PCPBZW      | 190 | PLCO35330W | 330 | PS400    | 329 |
| NPX79C    | 323 | PDB30F      | 205 | PLCR10300D | 330 | PS415    | 329 |
| NPX80C    | 134 | PDB60F      | 205 | PLCR10330D | 330 | PS495    | 329 |
| NPX80C    | 323 | PDB60NF     | 205 | PLCR10400D | 330 | PS498    | 329 |
| NPX81     | 134 | PDPI0425    | 179 | PLCR10400W | 330 | PS606    | 329 |
| NPX82C    | 134 | PDPI0625    | 179 | PLCR12330D | 330 | PSC4WX   | 189 |
| NPX83C    | 134 | PDT550      | 442 | PLCR15400D | 330 | PSH4WXZ  | 189 |
| NPX85C    | 134 | PDT650      | 442 | PLCR15400W | 330 | PT25     | 154 |
| NPX88C    | 134 | PF105       | 330 | PLCR24400D | 330 | PT25E    | 154 |
| NPX89C    | 134 | PF113       | 330 | PLCR24400W | 330 | PVB3EAL  | 188 |
| NPX90C    | 134 | PF12416     | 330 | PLCR55240D | 330 | PVB4BZ   | 187 |
| NPX91C    | 134 | PF12440     | 330 | PLCR7330D  | 330 | PVB4EAL  | 188 |
| NPX92C    | 134 | PF22440     | 330 | PLM12T     | 365 | PVB4Z    | 187 |
| NPX93C    | 134 | PF24200     | 330 | PLP0520    | 334 | Q101     | 338 |
| NPX95C    | 134 | PF27440     | 330 | PLP1025    | 334 | Q102     | 338 |
| NPX99C    | 134 | PF32440     | 330 | PLP1535    | 334 | Q103     | 338 |
| NPY276NF  | 323 | PF40224     | 330 | PLP2550    | 334 | Q104     | 338 |
| NPY485PP  | 323 | PF4031OEM   | 330 | PLP2565    | 334 | Q105     | 338 |
| NPY96C    | 323 | PF4031VM    | 330 | PLP2580    | 334 | Q106     | 338 |
| NS101     | 324 | PF40350     | 330 | PLP4080    | 334 | Q107     | 338 |
| NS102     | 324 | PF42420     | 330 | PLP5090    | 334 | Q108     | 338 |
| NS103     | 324 | PF42440     | 330 | PLV12T     | 365 | Q109     | 338 |
| NS104     | 324 | PF42450     | 330 | PM10048P   | 331 | Q110     | 338 |
| NS105     | 324 | PF524100    | 330 | PM12040    | 331 | Q111     | 338 |
| NS106     | 324 | PF52460     | 330 | PM12440    | 331 | Q112     | 338 |
| NS107     | 324 | PF52475     | 330 | PM32440    | 331 | Q113     | 338 |
| NS2000003 | 352 | PF52475F    | 330 | PM42440    | 331 | Q114     | 338 |
| NS211S    | 324 | PFS013      | 357 | PM43440    | 331 | Q115     | 338 |
| NS212S    | 324 | PFS014      | 357 | PM43448    | 331 | Q116     | 338 |
| NS246     | 324 | PFS301      | 357 | PM43450    | 331 | QB-200   | 194 |
| NS247     | 324 | PFS401      | 329 | PM44450    | 331 | QB-210   | 194 |
| NS265     | 324 | PFS802      | 329 | PM7541MCB  | 331 | QB-220   | 194 |
| NT401     | 324 | PG9A42JTL20 | 361 | PM7X1      | 41  | QB-240*  | 194 |
| NT481     | 324 | PGC4BX      | 187 | PMC4BX     | 188 | QS4L5HA  | 425 |
| NTC204    | 325 | PGC4WX      | 187 | PMC4WX     | 188 | RA1006   | 291 |
| NTC227    | 325 | PGH4BXZ     | 189 | PMH4BXZ    | 188 | RA1024   | 290 |
| NTC257    | 325 | PGH4WXZ     | 189 | PMH4WXZ    | 188 | RA10249* | 276 |
| NTC283    | 325 | PH48W       | 179 | PO115      | 159 | RA1034   | 290 |



## PART NUMBER INDEX

|                |     |              |     |                   |     |               |     |
|----------------|-----|--------------|-----|-------------------|-----|---------------|-----|
| RA1054.....    | 290 | RHF0827..... | 193 | RLF1109.....      | 194 | SAD70.....    | 165 |
| RA1076.....    | 290 | RHF0828..... | 193 | RLF1114.....      | 194 | SAD72.....    | 165 |
| RA1076.....    | 291 | RHF0847..... | 193 | RLF1123.....      | 194 | SAM44.....    | 165 |
| RAIN6000.....  | 296 | RHF0902..... | 193 | RLF1125.....      | 194 | SAM55.....    | 165 |
| RAL1006.....   | 291 | RHF0905..... | 193 | RLF1128.....      | 194 | SAM56.....    | 165 |
| RAL1016.....   | 291 | RHF0908..... | 193 | RLF1701.....      | 194 | SAM58.....    | 165 |
| RAL1026.....   | 291 | RHF0914..... | 193 | RLP1002.....      | 194 | SAM59.....    | 165 |
| RAL1034.....   | 290 | RHF0922..... | 193 | RLP1102.....      | 194 | SC300MK.....  | 143 |
| RAL1036.....   | 291 | RHF0926..... | 193 | RMC.....          | 424 | SC4040LK..... | 143 |
| RAL1054.....   | 290 | RHF1001..... | 193 | RMC100.....       | 426 | SC408.....    | 143 |
| RB.....        | 424 | RHF1003..... | 193 | RMC2.....         | 424 | SC600MK.....  | 143 |
| RBF0801.....   | 192 | RHF1012..... | 193 | RO100.....        | 426 | SCS102.....   | 165 |
| RBF0802.....   | 192 | RHF1021..... | 193 | RO13.....         | 333 | SCS112.....   | 165 |
| RBF1001.....   | 192 | RHF1029..... | 193 | RO15.....         | 333 | SCS115.....   | 165 |
| RC3-40-4.....  | 99  | RHF1109..... | 193 | RO41.....         | 159 | SCS42.....    | 165 |
| RC3-40-5.....  | 99  | RHF1119..... | 193 | RO81.....         | 159 | SCS44.....    | 165 |
| RC3-40-6.....  | 99  | RHF1124..... | 193 | ROLR1541.....     | 138 | SCS46.....    | 165 |
| RC3-50-10..... | 99  | RHF1143..... | 193 | RP0512G.....      | 99  | SCS71.....    | 165 |
| RC3-50-4.....  | 99  | RHF1144..... | 193 | RP0512GB.....     | 99  | SCS75.....    | 165 |
| RC3-50-5.....  | 99  | RHF1145..... | 193 | RP0514G.....      | 99  | SCS98.....    | 165 |
| RC3-50-6.....  | 99  | RHF1147..... | 193 | RP2512G.....      | 99  | SCS99.....    | 165 |
| RC4-40-4.....  | 99  | RHF1148..... | 193 | RP2512GB.....     | 99  | SDE365.....   | 139 |
| RC4-40-5.....  | 99  | RHF1301..... | 193 | RP2512NG.....     | 100 | SDV4WXZW..... | 189 |
| RC4-40-6.....  | 99  | RHP0303..... | 193 | RP2514G.....      | 99  | SELE0044..... | 97  |
| RC4-50-4.....  | 99  | RHP0601..... | 193 | RP2514GB.....     | 99  | SELE0045..... | 97  |
| RC4-50-5.....  | 99  | RHP0801..... | 193 | RP2514NG.....     | 100 | SELE301.....  | 97  |
| RC4-50-6.....  | 99  | RHP0802..... | 193 | RP2516H.....      | 100 | SELE302.....  | 97  |
| RCB1.....      | 446 | RHP0804..... | 193 | RP5012G.....      | 99  | SELE3992..... | 97  |
| RCO210.....    | 159 | RHP0807..... | 193 | RP5014G.....      | 99  | SEPTIC.....   | 126 |
| RCO220.....    | 159 | RHP0808..... | 193 | RR105.....        | 101 | SET149.....   | 137 |
| RCO410.....    | 159 | RHP1002..... | 193 | RR109.....        | 101 | SET176.....   | 137 |
| RCO420.....    | 159 | RHP1102..... | 193 | RR110.....        | 101 | SET184.....   | 137 |
| RCO810.....    | 159 | RHP500.....  | 426 | RR117.....        | 101 | SET185*.....  | 137 |
| RCO820.....    | 159 | RIM2000..... | 147 | RR122.....        | 101 | SET191.....   | 137 |
| RCP0205.....   | 193 | RIM300.....  | 147 | RRF0903.....      | 194 | SET194.....   | 137 |
| RCP0303.....   | 193 | RIM313.....  | 147 | RRF1102.....      | 194 | SET195.....   | 137 |
| RCP0304.....   | 193 | RIM316.....  | 147 | RSC10.....        | 159 | SET196.....   | 137 |
| RCP0410.....   | 193 | RIM469.....  | 148 | RSS49511.....     | 352 | SET197.....   | 137 |
| RCP0415.....   | 193 | RIM500.....  | 147 | RSS49813.....     | 352 | SET198.....   | 137 |
| RCP0546.....   | 193 | RIM597.....  | 147 | RTB118.....       | 400 | SET401.....   | 137 |
| RCP0606.....   | 193 | RIM900.....  | 147 | RUBBERBOOT.....   | 292 | SET402.....   | 137 |
| RCP0610.....   | 193 | RIM943.....  | 148 | RVHAB4.....       | 181 | SET403.....   | 137 |
| RCP0611.....   | 193 | RIM961.....  | 148 | RVHAW4.....       | 181 | SET404.....   | 137 |
| RCP0618.....   | 193 | RK100.....   | 102 | RVHUW4.....       | 181 | SET405.....   | 137 |
| RCP0704.....   | 193 | RK101.....   | 102 | RWF0901.....      | 194 | SET407.....   | 137 |
| RCP0801.....   | 193 | RK103.....   | 102 | RWF1001.....      | 194 | SET408.....   | 137 |
| RCP0801.....   | 193 | RK200.....   | 102 | RWF1101.....      | 194 | SET409.....   | 137 |
| RCP0803.....   | 193 | RK203.....   | 102 | RWF1401.....      | 194 | SET410.....   | 137 |
| RCP0806.....   | 193 | RK458.....   | 102 | RWF1501.....      | 194 | SEVPX.....    | 189 |
| RCP0808.....   | 193 | RK699.....   | 102 | RYM1215C.....     | 194 | SF0099.....   | 421 |
| RCP1008.....   | 193 | RK8WF.....   | 181 | RYM1215G.....     | 194 | SF0101.....   | 421 |
| RCP1102.....   | 193 | RL130.....   | 325 | RYM1215GC.....    | 194 | SF0111.....   | 421 |
| RCP1106.....   | 193 | RL135.....   | 325 | S1061A40100C..... | 352 | SF1010.....   | 421 |
| RCR0613.....   | 193 | RL220.....   | 325 | S1061A4575C.....  | 352 | SF1060.....   | 421 |
| RDC36.....     | 119 | RL230.....   | 325 | S1061A5040C.....  | 352 | SF1090.....   | 421 |
| RDF1004.....   | 193 | RL240.....   | 325 | S1061A5560C.....  | 352 | SF1414.....   | 422 |
| RFT2A.....     | 442 | RL250.....   | 325 | S1061B6545C.....  | 352 | SF1818.....   | 422 |
| RHF0438.....   | 193 | RL260.....   | 325 | S2846.....        | 277 | SF2010*.....  | 422 |
| RHF0503.....   | 193 | RL300.....   | 325 | S2848.....        | 277 | SF2012.....   | 422 |
| RHF0518.....   | 193 | RL350.....   | 325 | S719†.....        | 277 | SF2020.....   | 422 |
| RHF0519.....   | 193 | RLD10.....   | 442 | S8.....           | 366 | SF2028.....   | 422 |
| RHF0525.....   | 193 | RLD15.....   | 442 | S804100.....      | 161 | SF2035.....   | 422 |
| RHF0608.....   | 193 | RLF0702..... | 194 | S804120.....      | 161 | SF2060.....   | 422 |
| RHF0610.....   | 193 | RLF0901..... | 194 | S804500.....      | 161 | SF2070.....   | 422 |
| RHF0619.....   | 193 | RLF1001..... | 194 | S804520.....      | 161 | SF2090.....   | 422 |
| RHF0702.....   | 193 | RLF1003..... | 194 | S814100.....      | 161 | SF2235.....   | 422 |
| RHF0715.....   | 193 | RLF1006..... | 194 | S814120.....      | 161 | SF2245.....   | 422 |
| RHF0801.....   | 193 | RLF1009..... | 194 | S814500.....      | 161 | SF2250.....   | 422 |
| RHF0802.....   | 193 | RLF1016..... | 194 | S814520.....      | 161 | SF2525.....   | 421 |
| RHF0804.....   | 193 | RLF1101..... | 194 | SA1016.....       | 291 | SF2595.....   | 423 |
| RHF0805.....   | 193 | RLF1102..... | 194 | SA1026.....       | 291 | SF2597.....   | 423 |
| RHF0807.....   | 193 | RLF1103..... | 194 | SA1036SV1.....    | 291 | SF3500.....   | 445 |
| RHF0808.....   | 193 | RLF1104..... | 194 | SA1056.....       | 291 | SF3510.....   | 445 |
| RHF0810.....   | 193 | RLF1105..... | 194 | SAD100.....       | 165 | SF3515.....   | 445 |
| RHF0814.....   | 193 | RLF1107..... | 194 | SAD68.....        | 165 | SF3535.....   | 445 |

## PART NUMBER INDEX

|               |     |                |     |                      |     |                 |     |
|---------------|-----|----------------|-----|----------------------|-----|-----------------|-----|
| SF3570.....   | 445 | SG-1207L.....  | 128 | SHLD6301.....        | 293 | SLD139SVHH..... | 335 |
| SF3600.....   | 421 | SG-1253.....   | 128 | SHLD6302.....        | 293 | SLD165V.....    | 335 |
| SF3603.....   | 421 | SG-1253L.....  | 128 | SHLD6303.....        | 293 | SLD166V.....    | 335 |
| SF3604.....   | 421 | SG-1303.....   | 128 | SHLD6304.....        | 293 | SLD167V.....    | 335 |
| SF3605.....   | 421 | SG-1353.....   | 128 | SHLD6311.....        | 293 | SLD277SVHH..... | 335 |
| SF3606.....   | 421 | SG-1403.....   | 128 | SHLD6312.....        | 293 | SLD279SVHH..... | 335 |
| SF3608.....   | 421 | SG-1453.....   | 128 | SHM125.....          | 339 | SLD305V.....    | 335 |
| SF3800.....   | 423 | SG-2257.....   | 128 | SHM130.....          | 339 | SLD306V.....    | 335 |
| SF3813.....   | 423 | SG-2307.....   | 128 | SHM160.....          | 339 | SLD307V.....    | 335 |
| SF3900.....   | 423 | SG-2357.....   | 128 | SHM170.....          | 339 | SLD85SVHH.....  | 335 |
| SF3910.....   | 423 | SG-2407.....   | 128 | SHM180.....          | 339 | SLD86SVHH.....  | 335 |
| SF3920.....   | 423 | SG-2453.....   | 128 | SHM190.....          | 339 | SLD87SVHH.....  | 335 |
| SF3930.....   | 423 | SG-2457.....   | 128 | SHM200.....          | 339 | SLF130VA.....   | 339 |
| SF3970.....   | 435 | SG-2503.....   | 128 | SHM290.....          | 339 | SLF158VB.....   | 339 |
| SF4040.....   | 422 | SG-2507.....   | 128 | SHM350.....          | 339 | SLF170VA.....   | 339 |
| SF4311.....   | 423 | SG-2553.....   | 128 | SHU1.....            | 477 | SLF194HB.....   | 339 |
| SF4450.....   | 422 | SG-2557.....   | 128 | SIG100.....          | 344 | SLF194VB.....   | 339 |
| SF4450P.....  | 422 | SG-2603.....   | 128 | SIG1000.....         | 344 | SLF200HA.....   | 339 |
| SF5014.....   | 423 | SG-2607.....   | 128 | SIG101.....          | 344 | SLF210HA.....   | 339 |
| SF5050.....   | 422 | SGE10229.....  | 164 | SIG102.....          | 344 | SLF222VA.....   | 339 |
| SF5161.....   | 422 | SGE10236.....  | 164 | SIG104.....          | 344 | SLF230HA.....   | 339 |
| SF5421.....   | 421 | SGE127.....    | 164 | SIG106.....          | 344 | SLF230HB.....   | 339 |
| SF5501.....   | 421 | SGE286.....    | 164 | SIG107.....          | 344 | SLF250HA.....   | 339 |
| SF5512.....   | 421 | SGE287.....    | 164 | SIG108.....          | 344 | SLF252VB.....   | 339 |
| SF5514.....   | 421 | SGE312.....    | 164 | SIG109.....          | 344 | SLF255VA.....   | 339 |
| SF5516.....   | 421 | SGE318.....    | 164 | SIG1100.....         | 344 | SLF260HA.....   | 339 |
| SF5518.....   | 421 | SGE319.....    | 164 | SIG111.....          | 344 | SLF275HB.....   | 339 |
| SF5534.....   | 421 | SGE424.....    | 164 | SIG401.....          | 344 | SLF275VB.....   | 339 |
| SF5538.....   | 421 | SGE450.....    | 164 | SIG402.....          | 344 | SLF280HB.....   | 339 |
| SF5558.....   | 421 | SGE485.....    | 164 | SIG403.....          | 344 | SLF300VA.....   | 339 |
| SF5578.....   | 421 | SGE486.....    | 164 | SIG405.....          | 344 | SLF330VA.....   | 339 |
| SF8400.....   | 422 | SGE517.....    | 164 | SIG406.....          | 344 | SLINGR6002..... | 296 |
| SF8400P6..... | 422 | SGE524.....    | 164 | SIG407.....          | 344 | SLS120.....     | 339 |
| SF8403.....   | 422 | SGR4001.....   | 102 | SIG408.....          | 344 | SLS140.....     | 339 |
| SF8404.....   | 422 | SHF110.....    | 340 | SIG410.....          | 344 | SLS150.....     | 339 |
| SF8405.....   | 422 | SHF110DC*..... | 340 | SIG414.....          | 344 | SLS160.....     | 339 |
| SF8406.....   | 422 | SHF120.....    | 340 | Sink Top Switch..... | 127 | SLS170.....     | 339 |
| SF8408.....   | 422 | SHF140.....    | 340 | Sink Top Switch..... | 127 | SLS180.....     | 339 |
| SF8408P6..... | 422 | SHF160.....    | 340 | SK5WF.....           | 181 | SLS200.....     | 339 |
| SF8412.....   | 422 | SHF170.....    | 340 | SK8WF.....           | 181 | SLS255.....     | 339 |
| SF8414.....   | 422 | SHF200.....    | 340 | SL243.....           | 162 | SLS265.....     | 339 |
| SF8416.....   | 422 | SHF250.....    | 340 | SL245.....           | 162 | SLS275.....     | 339 |
| SF8418.....   | 422 | SHF90.....     | 340 | SL247.....           | 162 | SLS285.....     | 339 |
| SF8434.....   | 422 | SHL120.....    | 340 | SL249.....           | 162 | SLS295.....     | 339 |
| SF8438.....   | 422 | SHL140.....    | 340 | SL2690.....          | 163 | SLS300.....     | 339 |
| SF8438B3..... | 422 | SHL150.....    | 340 | SL2691.....          | 163 | SLSW210.....    | 339 |
| SF8458.....   | 422 | SHL160.....    | 340 | SL2697.....          | 163 | SLSW300.....    | 339 |
| SF8478.....   | 422 | SHL170.....    | 340 | SL300T.....          | 440 | SLSW300HB.....  | 339 |
| SF8725.....   | 423 | SHL180.....    | 340 | SL300TH.....         | 440 | SLSW350.....    | 339 |
| SF9601.....   | 423 | SHL190.....    | 340 | SL3084.....          | 163 | SLT45.....      | 162 |
| SF9602.....   | 423 | SHL200.....    | 340 | SL400T.....          | 440 | SLT50.....      | 162 |
| SF9603.....   | 423 | SHL210.....    | 340 | SL400TH.....         | 440 | SLT55.....      | 162 |
| SF9613.....   | 423 | SHL230.....    | 340 | SL50122.....         | 163 | SLT70.....      | 162 |
| SF9614.....   | 423 | SHL250.....    | 340 | SL50129.....         | 163 | SLT80.....      | 162 |
| SF9615.....   | 423 | SHL300.....    | 340 | SL5022.....          | 149 | SM0020E.....    | 166 |
| SF9616.....   | 423 | SHL325.....    | 340 | SL5708.....          | 341 | SM0103A.....    | 166 |
| SF9620.....   | 423 | SHL501.....    | 339 | SL5709.....          | 341 | SM0146B.....    | 166 |
| SF9644.....   | 423 | SHL502.....    | 339 | SL5844.....          | 149 | SM0146E.....    | 166 |
| SFPC.....     | 342 | SHL503.....    | 339 | SL6319.....          | 149 | SM0740.....     | 166 |
| SG-1077.....  | 128 | SHL504.....    | 339 | SL6322.....          | 149 | SM1026H.....    | 166 |
| SG-1077L..... | 128 | SHL505.....    | 339 | SL6792.....          | 163 | SM1027C.....    | 166 |
| SG-1103.....  | 128 | SHL506.....    | 339 | SL7490.....          | 163 | SM1027N.....    | 166 |
| SG-1103L..... | 128 | SHL507.....    | 339 | SL7503.....          | 163 | SM1127.....     | 310 |
| SG-1107.....  | 128 | SHL508.....    | 339 | SL79002.....         | 341 | SM12MD.....     | 97  |
| SG-1107L..... | 128 | SHL509.....    | 339 | SL79005.....         | 341 | SM21MD.....     | 97  |
| SG-1123.....  | 128 | SHL510*.....   | 339 | SL8366.....          | 163 | SM4753.....     | 311 |
| SG-1127.....  | 128 | SHL511*.....   | 339 | SL8509.....          | 163 | SM5109.....     | 311 |
| SG-1127L..... | 128 | SHL512*.....   | 339 | SL8510.....          | 163 | SM5113.....     | 311 |
| SG-1153.....  | 128 | SHL513*.....   | 339 | SL8513.....          | 163 | SM5211.....     | 311 |
| SG-1153L..... | 128 | SHL514*.....   | 339 | SL8515.....          | 163 | SM5311.....     | 311 |
| SG-1157.....  | 128 | SHL515*.....   | 339 | SL8519.....          | 163 | SM5411.....     | 311 |
| SG-1157L..... | 128 | SHL516*.....   | 339 | SL8528.....          | 163 | SM550.....      | 192 |
| SG-1203.....  | 128 | SHL517*.....   | 339 | SLD135SVHH.....      | 335 | SM670.....      | 337 |
| SG-1203L..... | 128 | SHL518*.....   | 339 | SLD136SVHH.....      | 335 | SM675.....      | 337 |
| SG-1207.....  | 128 | SHL519.....    | 339 | SLD137SVHH.....      | 335 | SMC11.....      | 352 |

## PART NUMBER INDEX

|             |     |            |     |              |     |        |     |
|-------------|-----|------------|-----|--------------|-----|--------|-----|
| SP111YA     | 96  | STC4170    | 341 | SUD111       | 158 | T1027C | 466 |
| SP12MA      | 96  | STC4183    | 341 | SUD112       | 158 | T1028C | 466 |
| SP12MA      | 99  | STC4199    | 341 | SUD113       | 158 | T1029  | 466 |
| SP12YA      | 96  | STC4208    | 341 | SUD114       | 158 | T1030  | 467 |
| SP12YA      | 99  | STC4228    | 341 | SUD115       | 158 | T1030C | 467 |
| SP21MA      | 96  | STC4242    | 341 | SUD116       | 158 | T1031C | 467 |
| SP21MA      | 99  | STC4257    | 341 | SUPR         | 337 | T1032C | 467 |
| SP21YA      | 96  | STC4283    | 341 | SVHAB4       | 181 | T1033  | 467 |
| SP21YA      | 99  | STC4283P5* | 341 | SVHAW4       | 181 | T1034  | 467 |
| SPA1401AD   | 160 | STC4300    | 341 | SVHCB4       | 181 | T1035  | 467 |
| SPA1403FL   | 160 | STC4300P   | 341 | SVHUB4       | 181 | T1035C | 467 |
| SPB1401F    | 160 | STC4333    | 341 | SVHUW4       | 181 | T1036  | 467 |
| SPC660L     | 155 | STC4333P   | 341 | SWC21        | 164 | T1036C | 467 |
| SPC836L     | 155 | STC4333P5* | 341 | SWC26        | 164 | T1037  | 467 |
| SPC990L     | 155 | STC4358    | 341 | SZ0280       | 155 | T1037C | 467 |
| SPF17633    | 160 | STC4358P5* | 341 | SZ3081180    | 160 | T1038  | 467 |
| SPG1111GE   | 160 | STC4438    | 341 | SZ4200520    | 148 | T1039  | 467 |
| SPP5        | 336 | STC4468    | 341 | SZ4387766    | 166 | T1039C | 467 |
| SPP6        | 336 | STC5257    | 341 | SZ4400       | 155 | T1040C | 467 |
| SPP7S       | 336 | STC5257P2† | 341 | SZ4410       | 155 | T1042  | 467 |
| SR6N1       | 451 | STC5283    | 341 | SZ4420       | 155 | T1042C | 467 |
| SRL130      | 340 | STC5300    | 341 | SZ4430       | 155 | T1043  | 467 |
| SRL135      | 340 | STC5300P   | 341 | SZ4701       | 155 | T1043C | 467 |
| SRL220      | 340 | STC5300P2† | 341 | SZ7014648    | 160 | T1044C | 467 |
| SRL230      | 340 | STC5333    | 341 | SZO573       | 165 | T1046C | 467 |
| SRL240      | 340 | STC5377    | 341 | SZO574       | 165 | T1047  | 467 |
| SRL250      | 340 | STC6257    | 341 | SZO575       | 165 | T1047C | 467 |
| SRL260      | 340 | STC6300    | 341 | SZO578       | 165 | T1048  | 467 |
| SRL300      | 340 | STC6300P2† | 341 | SZO583       | 165 | T1049  | 467 |
| SRL300ICP   | 340 | STC6333    | 341 | SZO584       | 165 | T1049C | 467 |
| SRL350      | 340 | STC6377    | 341 | SZO592       | 165 | T1050  | 467 |
| SS053S      | 335 | STC8170    | 341 | SZO609       | 165 | T1050C | 467 |
| SS083S      | 335 | STC8183    | 341 | T 002        | 377 | T1051  | 465 |
| SS163S      | 335 | STC8199    | 341 | T 005        | 377 | T1051C | 465 |
| SS-770-24CC | 234 | STC8228    | 341 | T 019        | 377 | T1052  | 465 |
| SS-770-3P   | 234 | STC8242    | 341 | T 0210       | 377 | T1052C | 465 |
| SS-770-6CC  | 234 | STC8250    | 341 | T 0220       | 377 | T1053  | 465 |
| SS-770-LR   | 234 | STC8257    | 341 | T 0240       | 377 | T1053C | 465 |
| SS-901-LR   | 234 | STC8283    | 341 | T 027        | 377 | T1056  | 465 |
| SSD-6       | 139 | STC8300    | 341 | T 076        | 377 | T1056C | 465 |
| SSD-8       | 139 | STC8438    | 341 | T 085        | 377 | T1057  | 465 |
| SSDW-7      | 122 | STC8468    | 341 | T 108        | 377 | T1057C | 465 |
| SSLD164     | 158 | STC85283   | 341 | T1001        | 466 | T1058  | 465 |
| SSLD165S    | 158 | STC85300   | 341 | T1001C       | 466 | T1058C | 465 |
| SSLD166     | 158 | STC85377   | 341 | T1002        | 466 | T1059  | 465 |
| SSLD166S    | 158 | STC86257   | 341 | T1002C       | 466 | T1059C | 465 |
| SSLD167S    | 158 | STC86283   | 341 | T1003        | 466 | T1061  | 465 |
| SSLD305S    | 158 | STC86300   | 341 | T1004        | 466 | T1061C | 465 |
| SSLD306S    | 158 | STC86377   | 341 | T1004C       | 466 | T1062C | 465 |
| SSLD307S    | 158 | STF4170    | 341 | T1005        | 466 | T1064  | 465 |
| SSLD419S    | 158 | STF4183    | 341 | T1005C       | 466 | T1064C | 465 |
| SSLD83      | 158 | STF4208    | 341 | T1006        | 466 | T1065  | 465 |
| SSLD83S     | 158 | STF4221    | 341 | T1007        | 466 | T1065C | 465 |
| SSLD84S     | 158 | STF4230    | 341 | T1008C       | 466 | T1102  | 466 |
| SSLD85      | 158 | STF4242    | 341 | T1009        | 466 | T1103  | 466 |
| SSLD85S     | 158 | STF4249B   | 341 | T1009C       | 466 | T1103C | 466 |
| SSM1        | 442 | STF4291B   | 341 | T1010        | 466 | T1104  | 466 |
| SSN2000     | 343 | STF4305    | 341 | T1010C       | 466 | T1104C | 466 |
| SSN24       | 344 | STF4305B   | 341 | T1021        | 466 | T1105  | 466 |
| SSN3000     | 343 | STV2       | 149 | T1021C       | 466 | T1105C | 466 |
| SSN3016     | 343 | STV4       | 149 | T1022        | 466 | T1107  | 466 |
| SSN4000     | 343 | SU2001     | 164 | T102-2131-12 | 117 | T1108C | 466 |
| ST01        | 437 | SU2003     | 164 | T102-2131-18 | 117 | T1109  | 466 |
| ST02        | 437 | SU2004     | 164 | T102-2131-24 | 117 | T1110  | 466 |
| ST03        | 438 | SU201      | 99  | T102-2131-30 | 117 | T1110C | 466 |
| ST04        | 438 | SU202      | 99  | T102-2131-36 | 117 | T1111  | 466 |
| ST06        | 438 | SU2204     | 164 | T102-2132-12 | 117 | T1111C | 466 |
| ST08        | 437 | SU2213     | 164 | T102-2132-18 | 117 | T1112  | 466 |
| ST09        | 437 | SU2301     | 164 | T102-2132-24 | 117 | T1112C | 466 |
| ST10        | 437 | SU2302     | 164 | T102-2132-30 | 117 | T1113  | 466 |
| ST101       | 353 | SU2303     | 164 | T102-2132-36 | 117 | T1113C | 466 |
| ST102       | 353 | SU2304     | 164 | T1022C       | 466 | T1114  | 466 |
| ST103       | 353 | SUD103     | 158 | T1023        | 466 | T1114C | 466 |
| ST104       | 353 | SUD109     | 158 | T1023C       | 466 | T1115  | 467 |
| STACKIT3W   | 13  | SUD110     | 158 | T1027        | 466 | T1115C | 467 |

## PART NUMBER INDEX

|             |     |                   |     |                |     |                  |     |
|-------------|-----|-------------------|-----|----------------|-----|------------------|-----|
| T1116.....  | 467 | T2001C.....       | 466 | TG-1203L.....  | 128 | UKF8001.....     | 91  |
| T1116C..... | 467 | T2002.....        | 466 | TG1207.....    | 128 | UKF8001P2.....   | 91  |
| T1117.....  | 467 | T2002C.....       | 466 | TG1207L.....   | 128 | ULTRAWF.....     | 21  |
| T1117C..... | 467 | T2003.....        | 466 | TG-1253.....   | 128 | UNF3.....        | 426 |
| T1118.....  | 467 | T2003C.....       | 466 | TG-1303.....   | 128 | URCO210.....     | 159 |
| T1119.....  | 465 | T2004.....        | 466 | TG-1353.....   | 128 | URCO410.....     | 159 |
| T1119C..... | 465 | T2004C.....       | 466 | TG-1403.....   | 128 | URCO810.....     | 159 |
| T1120.....  | 466 | T202-2131-12..... | 118 | TG-1453.....   | 128 | USI-2413.....    | 234 |
| T1120C..... | 466 | T202-2131-18..... | 118 | TG2257.....    | 128 | USI-2430.....    | 234 |
| T1121.....  | 465 | T202-2131-24..... | 118 | TG2257L.....   | 128 | USI-960.....     | 234 |
| T1122.....  | 465 | T202-2131-30..... | 118 | TG2307.....    | 128 | UT6213ZA.....    | 154 |
| T1123.....  | 465 | T202-2131-36..... | 118 | TG2357.....    | 128 | UVP5.....        | 378 |
| T1123C..... | 465 | T202-2132-12..... | 118 | TG2407.....    | 128 | VE118OD.....     | 317 |
| T1124.....  | 465 | T202-2132-18..... | 118 | TG-2453.....   | 128 | VE12OD.....      | 317 |
| T1124C..... | 465 | T202-2132-24..... | 118 | TG2457.....    | 128 | VE138OD.....     | 317 |
| T1125.....  | 465 | T202-2132-30..... | 118 | TG-2503.....   | 128 | VE14OD.....      | 317 |
| T1127.....  | 466 | T202-2132-36..... | 118 | TG2507.....    | 128 | VE158OD.....     | 317 |
| T1129.....  | 465 | T2033.....        | 467 | TG-2603.....   | 128 | VE218OD.....     | 317 |
| T1129C..... | 465 | T2033C.....       | 467 | TG2607.....    | 128 | VE258OD.....     | 317 |
| T1130.....  | 465 | T2065.....        | 467 | TH4150.....    | 161 | VE318OD.....     | 317 |
| T1130C..... | 465 | T2065C.....       | 467 | THC120.....    | 436 | VE34OD.....      | 317 |
| T1131.....  | 467 | T2066C.....       | 467 | THL2.....      | 442 | VE358OD.....     | 317 |
| T1131C..... | 467 | T2067.....        | 465 | THP-1.....     | 450 | VE38OD.....      | 317 |
| T1133C..... | 467 | T2067C.....       | 465 | THP2.....      | 436 | VE418OD.....     | 317 |
| T1134.....  | 467 | T2068.....        | 465 | TK06N.....     | 366 | VE58OD.....      | 317 |
| T1134C..... | 467 | T2068C.....       | 465 | TLC310.....    | 161 | VE78OD.....      | 317 |
| T1135.....  | 467 | T2070.....        | 468 | TLC312.....    | 161 | VG60.....        | 420 |
| T1135C..... | 467 | T2070C.....       | 468 | TLC38.....     | 161 | VG61.....        | 420 |
| T1136.....  | 467 | T2101.....        | 466 | TMSTR1191..... | 139 | VG64.....        | 420 |
| T1137.....  | 467 | T2101C.....       | 466 | TMX130A.....   | 332 | VG640D.....      | 379 |
| T1137C..... | 467 | T2111.....        | 465 | TMX230A.....   | 332 | VG640T.....      | 379 |
| T1138.....  | 467 | T2111C.....       | 465 | TMX240A.....   | 332 | VHR4BXZ.....     | 187 |
| T1138C..... | 467 | T2112C.....       | 465 | TMX330A.....   | 332 | VHR4WXZ.....     | 187 |
| T1141.....  | 467 | T220.....         | 442 | TMX340A.....   | 332 | VLT4115.....     | 439 |
| T1141C..... | 467 | T2A-12.....       | 425 | TO06N.....     | 366 | VV1.....         | 426 |
| T1142.....  | 467 | T2A-3.....        | 425 | TPM110.....    | 436 | W05.....         | 455 |
| T1143.....  | 467 | T2A-5.....        | 425 | TQS41.....     | 335 | W10001130.....   | 74  |
| T1143C..... | 467 | T2A-8.....        | 425 | TQS6.....      | 335 | W10072840.....   | 78  |
| T1144.....  | 467 | T301025.....      | 100 | TQS8.....      | 335 | W10084141.....   | 64  |
| T1145.....  | 467 | T301225.....      | 100 | TSTAT0291..... | 135 | W10084142.....   | 64  |
| T1146.....  | 467 | T301425.....      | 100 | TSTAT1053..... | 135 | W10096921.....   | 77  |
| T1146C..... | 467 | T45.....          | 338 | TSTAT7134..... | 135 | W10110225.....   | 78  |
| T1147.....  | 467 | T6213A1.....      | 154 | TSTAT9769..... | 135 | W10111435.....   | 77  |
| T1147C..... | 467 | T6213Z1.....      | 154 | TSTAT9816..... | 135 | W10111905.....   | 71  |
| T1150.....  | 468 | T6215Z1.....      | 154 | TXVKIT.....    | 335 | W10113040A.....  | 80  |
| T1150C..... | 468 | TA22.....         | 438 | TYPE17-0.....  | 424 | W10116565.....   | 70  |
| T1151.....  | 468 | TA33.....         | 440 | TYPE17-2.....  | 424 | W10116791.....   | 72  |
| T1151C..... | 468 | TC4.....          | 180 | TYPE17TFT..... | 424 | W10120998.....   | 68  |
| T1152.....  | 468 | TD425.....        | 189 | U1-10D-S.....  | 118 | W10124096.....   | 86  |
| T1152C..... | 468 | TD450.....        | 189 | U1-10E-S.....  | 118 | W10130694.....   | 65  |
| T1153.....  | 468 | TD45TC.....       | 189 | U1-6C-S.....   | 118 | W10130695.....   | 65  |
| T1153C..... | 468 | TD48PGKZW.....    | 183 | U1-6D-S.....   | 118 | W10130696.....   | 65  |
| T1161C..... | 468 | TD48PMKZW.....    | 184 | U1-8C-S.....   | 118 | W10130697.....   | 65  |
| T1164.....  | 468 | TD48PVKZW.....    | 184 | U1-8D-S.....   | 118 | W10130698.....   | 65  |
| T1164C..... | 468 | TD48TC.....       | 189 | U1-8E-S.....   | 118 | W10130913.....   | 74  |
| T1165.....  | 468 | TDIDVKZW.....     | 184 | U3-10D-S.....  | 118 | W10135090.....   | 90  |
| T1165C..... | 468 | TF4.....          | 183 | U3-10E-S.....  | 118 | W10135699.....   | 84  |
| T1166.....  | 468 | TFGX4.....        | 185 | U3-8C-S.....   | 118 | W10143759.....   | 91  |
| T1166C..... | 468 | TFGX6.....        | 185 | U3-8D-S.....   | 118 | W10144820.....   | 73  |
| T1167.....  | 468 | TFM50.....        | 294 | UBGBB.....     | 184 | W10158389.....   | 64  |
| T1167C..... | 468 | TFM55.....        | 294 | UBGW.....      | 184 | W10160407.....   | 91  |
| T1168.....  | 468 | TFM554.....       | 294 | UBGWB.....     | 184 | W10162384.....   | 84  |
| T1168L..... | 468 | TFM556.....       | 294 | UBGWL.....     | 184 | W10165295RP..... | 61  |
| T1169.....  | 468 | TG1077.....       | 128 | UD48.....      | 183 | W10165296RP..... | 61  |
| T1169L..... | 468 | TG-1103.....      | 128 | UD48S.....     | 183 | W10169511.....   | 91  |
| T1179.....  | 434 | TG-1103L.....     | 128 | UF10HBX.....   | 154 | W10181986.....   | 84  |
| T1186.....  | 434 | TG1107.....       | 128 | UFC1.....      | 420 | W10183157.....   | 79  |
| T1187.....  | 434 | TG1107L.....      | 128 | UFI12HBX.....  | 154 | W10184148.....   | 79  |
| T1188.....  | 434 | TG1127.....       | 128 | UH1016.....    | 282 | W10189703.....   | 85  |
| T1191.....  | 434 | TG1127L.....      | 128 | UH1026SV1..... | 282 | W10189966.....   | 77  |
| T1192.....  | 434 | TG-1153.....      | 128 | UH1036.....    | 282 | W10190935.....   | 89  |
| T1193.....  | 434 | TG-1153L.....     | 128 | UHS.....       | 353 | W10190961.....   | 87  |
| T1196.....  | 434 | TG1157.....       | 128 | UHS120.....    | 353 | W10190965.....   | 87  |
| T160.....   | 442 | TG1157L.....      | 128 | UKF7003.....   | 91  | W10195174.....   | 65  |
| T2001.....  | 466 | TG-1203.....      | 128 | UKF7003P.....  | 91  | W10196405.....   | 83  |

XXX

This information is provided "as is" without warranty of any kind by any person,  
including without limitation, the owner and the publisher.



## PART NUMBER INDEX

|                  |     |                  |     |                  |     |                 |     |
|------------------|-----|------------------|-----|------------------|-----|-----------------|-----|
| W10196405RW..... | 83  | WB06X10288.....  | 50  | WB32X5076.....   | 46  | WE11X10007..... | 34  |
| W10196406.....   | 83  | WB06X10359.....  | 46  | WB34K10009.....  | 47  | WE11X203.....   | 34  |
| W10196406RW..... | 83  | WB06X10420.....  | 48  | WB36X10003.....  | 49  | WE12M29.....    | 35  |
| W10205839.....   | 77  | WB06X10596.....  | 46  | WB36X10071.....  | 46  | WE12X10014..... | 35  |
| W10207783.....   | 72  | WB07X10034.....  | 47  | WB39X10003.....  | 49  | WE12X81.....    | 35  |
| W10217917.....   | 88  | WB08X10016.....  | 48  | WB3X5699.....    | 47  | WE12X83.....    | 35  |
| W10224430.....   | 65  | WB08X10057.....  | 49  | WB3X712.....     | 47  | WE14M124.....   | 36  |
| W10225581.....   | 88  | WB13K10014.....  | 45  | WB44K10005.....  | 42  | WE14X21334..... | 35  |
| W10237169.....   | 64  | WB13K18.....     | 45  | WB44K5009.....   | 42  | WE16M15.....    | 35  |
| W10247581.....   | 85  | WB13K21.....     | 44  | WB44K5012.....   | 42  | WE17X10010..... | 35  |
| W10248240.....   | 79  | WB13K25.....     | 46  | WB44K5013.....   | 42  | WE18M28.....    | 36  |
| W10250573.....   | 78  | WB13T10010.....  | 45  | WB44T10009.....  | 42  | WE18X26.....    | 36  |
| W10250667.....   | 79  | WB15X10022.....  | 48  | WB44T10010.....  | 42  | WE18X54.....    | 36  |
| W10253483.....   | 77  | WB15X10023.....  | 48  | WB44T10011.....  | 42  | WE1M1067.....   | 35  |
| W10254672.....   | 65  | WB15X322.....    | 48  | WB44X10009.....  | 42  | WE1M462.....    | 36  |
| W10256908.....   | 85  | WB16K10026.....  | 45  | WB44X134.....    | 42  | WE1M504.....    | 35  |
| W10258275.....   | 72  | WB16K10043.....  | 45  | WB44X173.....    | 42  | WE1M654.....    | 37  |
| W10275768.....   | 65  | WB16K10055.....  | 45  | WB44X200.....    | 42  | WE1X1263.....   | 37  |
| W10282479.....   | 65  | WB17T10006.....  | 44  | WB44X5043.....   | 42  | WE1X980.....    | 37  |
| W10289554A.....  | 74  | WB17X210.....    | 44  | WB44X5082.....   | 42  | WE25M40.....    | 36  |
| W10290350.....   | 83  | WB17X5113.....   | 44  | WB44X5099.....   | 42  | WE25X217.....   | 35  |
| W10290353.....   | 83  | WB20K8.....      | 45  | WB48T10030.....  | 47  | WE25X60.....    | 35  |
| W10292584.....   | 79  | WB21T10007.....  | 45  | WB48T10063.....  | 47  | WE3M26.....     | 36  |
| W10293048.....   | 84  | WB21X5243.....   | 44  | WB48T10095.....  | 47  | WE3X75.....     | 36  |
| W10297244.....   | 91  | WB21X5301.....   | 45  | WB49X10097.....  | 49  | WE3X77.....     | 36  |
| W10308477.....   | 81  | WB23K5027.....   | 44  | WB49X10129.....  | 49  | WE3X87.....     | 35  |
| W10311986.....   | 65  | WB24T10025.....  | 44  | WB64X33.....     | 46  | WE4M305.....    | 37  |
| W10314173.....   | 70  | WB24T10027.....  | 44  | WB64X34.....     | 46  | WE4M415.....    | 34  |
| W10321304.....   | 87  | WB24T10029.....  | 44  | WB65N.....       | 365 | WE4M519.....    | 34  |
| W10329686.....   | 86  | WB24T10071.....  | 46  | WB6X486.....     | 46  | WE4M533.....    | 35  |
| W10331686.....   | 83  | WB24T10119.....  | 44  | WB7X7183.....    | 47  | WE4X197.....    | 34  |
| W10342596.....   | 61  | WB24X829.....    | 48  | WC03X10010.....  | 31  | WE4X444.....    | 34  |
| W10358149.....   | 77  | WB25X10019.....  | 49  | WD08X10016.....  | 32  | WE4X739.....    | 34  |
| W10366605.....   | 89  | WB26X10038.....  | 49  | WD08X10057.....  | 32  | WE4X750.....    | 34  |
| W10380496.....   | 91  | WB27X10017.....  | 49  | WD12X10136.....  | 33  | WE4X782.....    | 34  |
| W10388414.....   | 73  | WB27X10195.....  | 49  | WD12X10141.....  | 33  | WE4X881.....    | 34  |
| W10408179.....   | 87  | WB27X10311.....  | 47  | WD12X10148.....  | 33  | WF1CB.....      | 21  |
| W10419333.....   | 78  | WB27X10388.....  | 49  | WD12X10184.....  | 33  | WF2CB.....      | 21  |
| W10423382.....   | 69  | WB2X7909.....    | 47  | WD12X10186.....  | 33  | WF401S.....     | 91  |
| W10438751.....   | 83  | WB2X8228.....    | 44  | WD12X10230.....  | 33  | WFCB.....       | 21  |
| W10450187.....   | 80  | WB2X9154.....    | 46  | WD12X10262.....  | 33  | WH01X10001..... | 39  |
| W10480709.....   | 67  | WB2X9719.....    | 42  | WD12X10267.....  | 33  | WH01X10060..... | 37  |
| W10503278.....   | 90  | WB2X9998.....    | 46  | WD12X10277.....  | 33  | WH01X10061..... | 37  |
| W10509257.....   | 62  | WB30M1.....      | 43  | WD12X10278*..... | 33  | WH01X10301..... | 40  |
| W10518394.....   | 63  | WB30M2.....      | 43  | WD12X10284.....  | 32  | WH01X10310..... | 41  |
| W10536347.....   | 76  | WB30N.....       | 365 | WD12X10304.....  | 33  | WH01X10343..... | 40  |
| W10542314.....   | 62  | WB30T10044.....  | 43  | WD12X10327.....  | 33  | WH01X10462..... | 37  |
| W10606694A.....  | 65  | WB30T10045.....  | 43  | WD12X271.....    | 33  | WH02X10265..... | 37  |
| W10613606.....   | 85  | WB30T10074.....  | 43  | WD12X332.....    | 33  | WH02X10383..... | 39  |
| W10619844.....   | 72  | WB30T10078.....  | 43  | WD13X10045.....  | 32  | WH08X10024..... | 40  |
| W10685193.....   | 65  | WB30X218.....    | 43  | WD15X10003.....  | 31  | WH08X10036..... | 36  |
| W10717210.....   | 68  | WB30X219.....    | 43  | WD15X93.....     | 31  | WH11X10015..... | 41  |
| W10756692.....   | 77  | WB30X342.....    | 43  | WD18X213.....    | 34  | WH11X10049..... | 41  |
| W10757217.....   | 64  | WB30X348.....    | 43  | WD18X214.....    | 32  | WH12X10065..... | 39  |
| W10757851.....   | 89  | WB30X354.....    | 43  | WD19X10015.....  | 32  | WH12X10141..... | 39  |
| W10763471.....   | 74  | WB30X356.....    | 43  | WD19X10032.....  | 32  | WH12X10202..... | 38  |
| W10782773.....   | 64  | WB30X359.....    | 43  | WD21X10060.....  | 32  | WH12X10334..... | 39  |
| W10812395.....   | 71  | WB31K10027.....  | 45  | WD21X10247.....  | 31  | WH12X10338..... | 38  |
| W10814296.....   | 75  | WB31M15.....     | 46  | WD24X10018.....  | 31  | WH12X10348..... | 38  |
| W10820036.....   | 70  | WB31M16.....     | 46  | WD24X10045.....  | 34  | WH12X10350..... | 38  |
| W10820048.....   | 79  | WB31M19.....     | 46  | WD26X10013.....  | 31  | WH12X10355..... | 37  |
| W10822278.....   | 85  | WB31M20.....     | 46  | WD26X10016.....  | 32  | WH12X10531..... | 39  |
| W10822553.....   | 77  | WB31T10010*..... | 46  | WD28X10284.....  | 32  | WH1386.....     | 143 |
| W10823377.....   | 90  | WB31T10011.....  | 46  | WD28X10369.....  | 33  | WH13X10024..... | 38  |
| WA100.....       | 439 | WB31X5010.....   | 46  | WD28X265.....    | 33  | WH13X81.....    | 38  |
| WB02T10461.....  | 47  | WB31X5011.....   | 46  | WD7X14.....      | 32  | WH16X10057..... | 39  |
| WB02X10700.....  | 50  | WB31X5013.....   | 47  | WD8X181.....     | 32  | WH16X513.....   | 40  |
| WB02X10733.....  | 50  | WB31X5014.....   | 47  | WD8X227.....     | 32  | WH16X543.....   | 39  |
| WB02X10750.....  | 48  | WB32X10012.....  | 46  | WD8X228.....     | 32  | WH1X2026.....   | 40  |
| WB02X10943.....  | 50  | WB32X10013.....  | 46  | WDH6FT.....      | 139 | WH1X2117.....   | 41  |
| WB02X10956.....  | 50  | WB32X106.....    | 46  | WE01X20378.....  | 41  | WH1X2721.....   | 37  |
| WB02X11124.....  | 50  | WB32X5045.....   | 46  | WE01X20419.....  | 36  | WH1X2721.....   | 41  |
| WB03K10303.....  | 47  | WB32X5075.....   | 46  | WE04X20416.....  | 35  | WH1X2727.....   | 40  |
| WB03T10025.....  | 47  | WB32X5075.....   | 46  | WE09X20441.....  | 36  | WH1X2754.....   | 41  |
| WB06X10144.....  | 48  | WB32X5076.....   | 46  | WE11M23.....     | 34  | WH20X10058..... | 38  |

This information is provided "as is" without warranty of any kind by any person,  
including without limitation, the owner and the publisher.

**XXXI**



## PART NUMBER INDEX

|                   |     |                 |    |                 |     |                 |     |
|-------------------|-----|-----------------|----|-----------------|-----|-----------------|-----|
| WH20X10093.....   | 38  | WR13X10020..... | 56 | WR51X10055..... | 55  | WS5SS-STM.....  | 142 |
| WH23X10028.....   | 38  | WR17X10706..... | 52 | WR51X10101..... | 55  | WS60X10005..... | 60  |
| WH23X10030.....   | 38  | WR17X11447..... | 53 | WR51X442.....   | 55  | WV0142G.....    | 144 |
| WH23X42.....      | 38  | WR17X11459..... | 50 | WR51X443.....   | 55  | WV0312J.....    | 144 |
| WH2X1193.....     | 41  | WR17X11497..... | 53 | WR55X10025..... | 54  | WV0314K.....    | 144 |
| WH2X1197.....     | 37  | WR17X11653..... | 53 | WR55X10942..... | 50  | WV1003A.....    | 151 |
| WH2X1199.....     | 40  | WR17X11705..... | 53 | WR55X10956..... | 50  | WV1450.....     | 151 |
| WH38X10002.....   | 39  | WR17X11889..... | 58 | WR55X129.....   | 50  | WV1460.....     | 121 |
| WH38X10017.....   | 39  | WR17X23191..... | 53 | WR57X10022..... | 51  | WV2244.....     | 144 |
| WH41X10096.....   | 40  | WR17X23255..... | 53 | WR57X10023..... | 51  | WV2245.....     | 144 |
| WH41X22935.....   | 40  | WR17X2769.....  | 57 | WR57X10026..... | 51  | WV2790.....     | 152 |
| WH41X365.....     | 40  | WR17X3691.....  | 58 | WR57X10032..... | 51  | WV5458.....     | 121 |
| WH43X10034.....   | 39  | WR22X10012..... | 57 | WR57X10033..... | 52  | WV7335.....     | 121 |
| WH45X10027.....   | 41  | WR23X10725..... | 58 | WR57X10050..... | 51  | WV1694.....     | 142 |
| WH49X10042.....   | 39  | WR23X23343..... | 58 | WR57X10051..... | 52  | WX09X10002..... | 37  |
| WH49X10047.....   | 41  | WR24X10229..... | 56 | WR60X10074..... | 53  | WX09X10003..... | 37  |
| WH49X10055.....   | 41  | WR24X10231..... | 56 | WR60X10172..... | 50  | WX09X10004..... | 37  |
| WM0612N.....      | 365 | WR24X10236..... | 56 | WR60X10185..... | 54  | WX09X10006..... | 48  |
| WM06N.....        | 365 | WR24X446.....   | 56 | WR60X10208..... | 54  | WX09X10007..... | 48  |
| WM1212T.....      | 365 | WR24X450.....   | 56 | WR60X10209..... | 54  | WX09X10010..... | 48  |
| WM-50-104.....    | 141 | WR24X526.....   | 56 | WR60X10220..... | 54  | WX09X10012..... | 48  |
| WM-50-104-2.....  | 141 | WR2X4901.....   | 56 | WR60X10257..... | 54  | WX09X10019..... | 37  |
| WM-50-105.....    | 141 | WR2X7054.....   | 31 | WR60X10258..... | 52  | WX09X10020..... | 37  |
| WM-50-105-2.....  | 141 | WR2X7674.....   | 57 | WR60X10346..... | 53  | WX09X10035..... | 48  |
| WM-50-106.....    | 141 | WR2X7975.....   | 57 | WR60X114.....   | 54  | WX09X10036..... | 48  |
| WM-50-106-2.....  | 141 | WR2X8345.....   | 57 | WR60X162.....   | 54  | WX09X10037..... | 48  |
| WM-50-174-FF..... | 141 | WR2X8545.....   | 52 | WR62X10055..... | 51  | WX09X10038..... | 48  |
| WM-50-175-FF..... | 141 | WR2X9144.....   | 57 | WR62X107.....   | 51  | WX09X10039..... | 48  |
| WM-50-176-FF..... | 141 | WR2X9162.....   | 57 | WR62X23154..... | 51  | WX09X10040..... | 48  |
| WM-50-184-2.....  | 141 | WR2X9393.....   | 51 | WR71X10080..... | 57  | WX09X70910..... | 31  |
| WM-50-184-FF..... | 141 | WR30X10093..... | 52 | WR72X206.....   | 57  | WX13X10001..... | 32  |
| WM-50-185-2.....  | 141 | WR32X10398..... | 56 | WR72X207.....   | 57  | WX4X988.....    | 54  |
| WM-50-185-FF..... | 141 | WR49X10091..... | 51 | WR72X208.....   | 57  | WX60X1.....     | 31  |
| WM-50-186-2.....  | 141 | WR49X10152..... | 50 | WR72X209.....   | 57  | WX9X11.....     | 48  |
| WM-50-186-FF..... | 141 | WR49X10173..... | 52 | WR72X239.....   | 57  | WX9X35.....     | 48  |
| WO06N.....        | 366 | WR49X5124*..... | 56 | WR72X240.....   | 57  | WX9X8.....      | 48  |
| WR02X10140.....   | 56  | WR50X10010..... | 55 | WR72X242.....   | 57  | X158A.....      | 277 |
| WR02X10471.....   | 58  | WR50X10025..... | 55 | WR84X10055..... | 54  | XEL2014.....    | 240 |
| WR02X10585.....   | 57  | WR50X10068..... | 55 | WR9X330DS.....  | 56  | Y04100165.....  | 82  |
| WR02X10701.....   | 50  | WR50X122.....   | 55 | WR9X480.....    | 56  | Y04100166.....  | 82  |
| WR02X11330.....   | 58  | WR50X45.....    | 55 | WR9X483.....    | 56  | Y303836.....    | 68  |
| WR02X12208.....   | 57  | WR50X50.....    | 55 | WR9X489.....    | 56  | Y312959.....    | 68  |
| WR06N.....        | 364 | WR50X55.....    | 55 | WR9X502.....    | 56  | Y54414.....     | 66  |
| WR07X10051.....   | 50  | WR50X60.....    | 55 | WS03X10038..... | 60  | Y700854.....    | 82  |
| WR07X10055.....   | 50  | WR51X10031..... | 55 | WS5SS2-STM..... | 142 | ZAG.....        | 182 |
| WR09X10106.....   | 50  | WR51X10038..... | 55 | WS5SS4-STM..... | 142 |                 |     |



# Trible's Locations

## HOME OFFICE & WAREHOUSE

16200 Queens Court  
Upper Marlboro, MD 20774  
Phone: (301) 430-6100  
Toll Free: (800) TRIBLES  
Fax: (301) 430-6140  
Toll Free Fax: 1-800-367-3748

## ROCKVILLE, MD

850 F East Gude Drive  
Rockville, MD 20850  
Phone: (301) 251-9611  
Fax: (301) 309-6908

## DOWNINGTOWN, PA

190 Robbins Road  
Downingtown, PA 19335  
Phone: (610) 873-3000  
Toll Free: 1-877-TRIBLES  
Fax: (610) 873-9512

## RICHMOND, VA

2830 Ackley Avenue  
Suite 105  
Richmond, VA 23228  
Phone: (804) 264-8800  
Toll Free: 1-800-672-8524  
Fax: (804) 264-3300

## BALTIMORE, MD

2601 N. Rolling Road  
Suite 108 & 109  
Baltimore, MD 21244  
Phone: (410) 265-6655  
Fax: (410) 265-0184

## TIMONIUM, MD

2233 Greenspring Drive  
Timonium, MD 21093  
Phone: (410) 252-1454  
Fax: (410) 252-2149

## FAIRFIELD, NJ

2 Madison Road  
Fairfield, NJ 07004  
Phone: (973) 439-9130  
Fax: (973) 439-9141

## ROANOKE, VA

3320 Shenandoah Avenue  
Roanoke, VA 24017  
Phone: (540) 542-0606  
Toll Free: 1-800-563-1285  
Fax: 1-888-873-1499

## NASHVILLE, TN

2601 Cruzen Street  
Suite 2603  
Nashville, TN  
Phone: (615) 761-5660  
Fax: (615) 251-3331

## BELTSVILLE, MD

5700 H Sunnyside Avenue  
Beltsville, MD 20705  
Phone: (301) 313-0990  
Fax: (301) 313-0288

## WALDORF, MD

2218 Crain Highway  
Waldorf, MD 20601  
Phone: (301) 843-1720  
Fax: (301) 645-0532

## MERRIFIELD, VA

2809 Merrilee Drive  
Merrifield, VA 22031  
Phone: (703) 573-1000  
Fax: (703) 573-3849

## ALEXANDRIA, VA

6200 Gravel Avenue  
Alexandria, VA 22310  
Phone: (703) 921-2150  
Fax: (703) 921-2170

## SMYRNA, GA

4600 HIGHLANDS PARKWAY  
Suite F  
Smyrna, GA 30082  
Phone: (678) 385-6810  
Fax: (678) 305-0007

## OCEAN CITY, MD

12809 Coastal Highway  
Montego Bay Shopping Center  
Ocean City, MD 21842  
Phone: (410) 250-7040  
Toll Free: 1-800-207-7040  
Fax: (410) 250-7163

## WHITE MARSH, MD

9600 Pulaski Park Drive  
Pulaski Business Park #119  
White Marsh, MD 21220  
Phone: (410) 780-3666  
Fax: (410) 780-0130

## NORFOLK, VA

Commerce Park Place  
2600 Eltham Avenue  
Suite 108  
Norfolk, VA 23513  
Phone: (757) 857-1166  
Fax: (757) 857-1189

## STERLING, VA

506 Shaw Road, #301  
Sterling, VA 20166  
Phone: (703) 435-7515  
Fax: (703) 435-6910

## G&E Parts Center Locations

### SPARTENBURG, SC

2363 S. Pine Street  
Spartenburg, SC 29302  
Phone: (864) 585-6277  
Fax: (864) 585-0408

### COLUMBIA, SC

1214 Bluff Road  
Columbia, SC 29202  
Phone: (803) 771-4346  
Fax: (803) 256-6593

### GREENVILLE, SC

2025 Laurens Road  
Greenville, SC 29607  
Phone: (864) 242-0999  
Fax: (864) 270-9504

### NORTH CHARLESTON, SC

1033 E. Montague Avenue  
North Charleston, SC 29405  
Phone: (843) 747-7355  
Fax: (843) 744-7201

## Brown Appliance Parts Locations

### LEXINGTON, KY

1929 Liberty Road  
Lexington, KY 40505  
Phone: (859) 254-4051  
Fax: (859) 255-5715

### BRISTOL, TN

2925 West State Street  
Bristol, TN 37621  
Phone: (423) 968-3138  
Fax: (423) 968-4458

### CHATTANOOGA, TN

2227 East 23rd Street  
Chattanooga, TN 37404  
Phone: (423) 624-7608  
Fax: (423) 622-6802

### KNOXVILLE, TN

857 North Central Avenue  
Knoxville, TN 37927  
Phone: (865) 525-9363  
Fax: (865) 525-9167

## Twin City Supply Locations

### PROVIDENCE, RI

233 Harris Avenue  
Providence, RI 02903  
Phone: (401) 331-5930  
(800) 556-7544  
Fax: (401) 421-2133

### PORTLAND, ME

105 St. James Street  
Portland, ME 04102  
Phone: (207) 774-4444  
(800) 492-0884  
Fax: (207) 874-6452