

An Approved
AmeriNet[®]
Supplier



We Accept

ALCO Sales & Service Co.

6851 High Grove Blvd. • Burr Ridge, IL 60527
Phone Toll Free For Special Pricing
800-323-4282

FAX Orders 800-950-1167

Free Catalogs! **FREE GIFTS.** Call For Details
We Will Not Be Undersold

Catalog #H15S

www.alcosales.com
E-Mail: info@alcosales.com

Hours:
Monday thru Friday
8:00 a.m. thru 4:30 p.m.
Central Time

2015 EQUIPMENT CATALOG



**THE ONE SOURCE
FOR ALL YOUR
INDUSTRIAL SUPPLY NEEDS**

SPRING/SUMMER • H15S • INDEX: 535 • \$3.95

TENNSCO WORKBENCHES & ACCESSORIES



Shown with
Hardwood Top and
Adjustable Height Legs

Shown with Steel Top,
Fixed Height Legs and Caster Kit



Plastic Laminate Top



Compressed Wood Top

Heavy-Duty INDUSTRIAL WORKBENCHES

- Industrial grade workbenches with a choice of tops to meet individual needs.
- Basic bench consists of a top, a pair of legs assemblies and a stringer.
- Available with adjustable height legs or fixed height legs.

Benches feature rigid construction with 13-gauge welded leg assemblies tied together with a stringer. Feet are pre-punched for floor anchoring. Each leg has a knockout for a duplex outlet. Optional risers, side and back rails, lower shelves and drawer are available for customizing workbenches to specific tasks. All units come unassembled. Wood tops are pre-drilled for easier assembly. Medium Gray powder coated finish. FOB Shipping Point.

Steel Top Workbench...12 ga. steel top with reinforced end channels.

Plastic Laminate Top Workbenches...high pressure laminate top and edges - particleboard core. White.

Compressed Wood Top Workbenches...tempered hard-board top and bottom, laminated compressed wood core.

Hardwood Butcher Block Top Workbenches...hardwood with butcher block construction to resist warping.

Accessories

Risers With End Supports...adds 12" in overall height to the workbench. May be double stacked. 16 ga. steel. Shipped unassembled.

Side and Back Rail Kits...prevents objects from falling off sides and back.

Lower Shelves...16 ga. steel shelf with back stop.

Locking Drawer...steel drawers operate smoothly on ball bearing rollers. Units can be bolted together for additional storage. 15" wide drawer has a divider and a removable tray.

Caster Kit...adds mobility to any workbench up to 72" wide. Kit includes four 5" diameter casters (two fixed, two swivel with brakes). Increases height by 6 1/2".




Riser



Side and Back Rail Kit



25" Wide Locking Drawer



Lower Shelf



15" Wide Locking Drawer



Caster Kit

ADJUSTABLE HEIGHT WORKBENCHES				
Product No.	Top Size W x D	Height	Wt. (lbs.)	Price Ea.
STEEL TOP				
HWBA-1-3048S	48 x 30"	29%-36 1/2"	98	\$194.24
HWBA-1-3060S	60 x 30"	29%-36 1/2"	110	203.84
HWBA-1-3072S	72 x 30"	29%-36 1/2"	127	225.29
HWBA-1-3672S	72 x 36"	29%-36 1/2"	141	254.09
HWBA-1-3096S	96 x 30"	29%-36 1/2"	147	313.37
HWBA-1-3696S	96 x 36"	29%-36 1/2"	173	345.00
PLASTIC LAMINATE TOP				
HWBA-1-3060P	60 x 30"	29%-36 1/2"	130	259.74
HWBA-1-3072P	72 x 30"	29%-36 1/2"	145	294.19
HWBA-1-3672P	72 x 36"	29%-36 1/2"	188	341.04
HWBA-1-3096P	96 x 30"	29%-36 1/2"	165	411.06
HWBA-1-3696P	96 x 36"	29%-36 1/2"	196	472.04
COMPRESSED WOOD TOP				
HWBA-1-3060C	60 x 30"	29%-37 1/2"	159	269.33
HWBA-1-3072C	72 x 30"	29%-37 1/2"	181	303.77
HWBA-1-3672C	72 x 36"	29%-37 1/2"	212	336.53
HWBA-1-3096C	96 x 30"	29%-37 1/2"	203	494.63
HWBA-1-3696C	96 x 36"	29%-37 1/2"	249	507.04
HARDWOOD BUTCHER BLOCK TOP				
HWBA-1-3060W	60 x 30"	29%-37 1/2"	131	327.50
HWBA-1-3072W	72 x 30"	29%-37 1/2"	148	377.19
HWBA-1-3672W	72 x 36"	29%-37 1/2"	168	433.64
HWBA-1-3096W	96 x 30"	29%-37 1/2"	159	522.86
HWBA-1-3696W	96 x 36"	29%-37 1/2"	188	755.49

FIXED HEIGHT WORKBENCHES				
Product No.	Top Size W x D	Height	Wt. (lbs.)	Price Ea.
STEEL TOP				
HWB-1-3048S	48 x 30"	33 1/2"	91	\$182.94
HWB-1-3060S	60 x 30"	33 1/2"	103	192.54
HWB-1-3072S	72 x 30"	33 1/2"	120	214.00
HWB-1-3672S	72 x 36"	33 1/2"	134	241.67
HWB-1-3096S	96 x 30"	33 1/2"	144	296.44
HWB-1-3696S	96 x 36"	33 1/2"	160	326.36
PLASTIC LAMINATE TOP				
HWB-1-3060P	60 x 30"	33 1/2"	123	248.44
HWB-1-3072P	72 x 30"	33 1/2"	139	282.89
HWB-1-3672P	72 x 36"	33 1/2"	182	328.63
HWB-1-3096P	96 x 30"	33 1/2"	161	394.11
HWB-1-3696P	96 x 36"	33 1/2"	193	453.41
COMPRESSED WOOD TOP				
HWB-1-3060C	60 x 30"	33 3/4"	152	258.04
HWB-1-3072C	72 x 30"	33 3/4"	175	292.49
HWB-1-3672C	72 x 36"	33 3/4"	206	324.10
HWB-1-3096C	96 x 30"	33 3/4"	199	482.77
HWB-1-3696C	96 x 36"	33 3/4"	238	488.41
HARDWOOD BUTCHER BLOCK TOP				
HWB-1-3060W	60 x 30"	33 3/4"	124	316.20
HWB-1-3072W	72 x 30"	33 3/4"	142	365.89
HWB-1-3672W	72 x 36"	33 3/4"	162	421.23
HWB-1-3096W	96 x 30"	33 3/4"	155	505.91
HWB-1-3696W	96 x 36"	33 3/4"	185	736.86

ACCESSORIES				
Product No.	Top Size W x D	Height	Wt. (lbs.)	Price Ea.
RISERS WITH END SUPPORTS				
HR-1048	48 x 10 1/2"	12"	19	43.47
HR-1060	60 x 10 1/2"	12"	21	44.04
HR-1072	72 x 10 1/2"	12"	24	49.13
HR-1096	96 x 10 1/2"	12"	32	76.79
SIDE AND BACK RAIL KITS				
HSB-3048S	48 x 30"	3"	13	25.97
HSB-3060S	60 x 30"	3"	14	27.67
HSB-3072S	72 x 30"	3"	16	29.93
HSB-3096S	96 x 30"	3"	19	39.53
HSB-3672S	72 x 36"	3"	17	31.61
HSB-3696S	96 x 36"	3"	20	40.66
LOWER SHELVES				
HS-48	48 x 14"		16	29.93
HS-60	60 x 14"		20	35.57
HS-72	72 x 14"		23	41.79
HS-96	96 x 14"		31	56.47
LOCKING DRAWERS				
HWBD-1LMG	15 x 18"	8 1/4"	20	49.69
HWBD-25	25 x 22"	6"	20	79.06
CASTER KIT				
HWBCK-3036	-	-	16	51.94

QUALITY ELECTRONIC WORKBENCHES

Electronic Workbenches With Modular Cabinets

- Locking drawer cabinet with four drawers.
- Locking door cabinet with one adjustable shelf.

Drawers have an adjustable divider. Full depth shelf in door cabinet is adjustable in 1/8" increments. Front panel has knockouts for four duplex outlets and a switch (order optional wiring kit below). Choice of three tops. 1 1/2" thick solid hardwood butcher-block top, white 1 1/2" thick high-pressure laminate top with particleboard core, or 1 1/2" thick steel top. Shipped unassembled (cabinets may be installed on either side). Medium Gray. FOB Shipping Point.

ELECTRONIC WORKBENCHES WITH MODULAR CABINETS

Product No.	Size W x D x H	Top	Drawer/Door Units	Wt. (lbs.)	Price Ea.
HEMB-1-3072M	72 x 30 x 33 1/2	Hardwood	2 Drawer Units	267	\$914.16
HEMB-2-3072M	72 x 30 x 33 1/2	Hardwood	1 Drawer & 1 Door Unit	243	773.56
HEMB-1-3072P	72 x 30 x 33 1/2	Laminate	2 Drawer Units	274	831.16
HEMB-2-3072P	72 x 30 x 33 1/2	Laminate	1 Drawer & 1 Door Unit	250	690.56
HEMB-1-3072S	72 x 30 x 33 1/2	Steel	2 Drawer Units	248	767.34
HEMB-2-3072S	72 x 30 x 33 1/2	Steel	1 Drawer & 1 Door Unit	224	626.76

Electronic Workbenches With Panel Legs

- Panel legs and frame are 16-gauge box-formed steel for strength and rigidity.

Channel-shaped stringer ties legs rigidly together. Front panel has knockouts for four duplex outlets and a switch (order optional wiring kit below). Choice of three tops: 1 1/2" thick solid hardwood butcher-block top, white 1 1/2" thick high-pressure laminate top with particleboard core, or 1 1/2" thick steel top. Shipped unassembled. Medium Gray. FOB Shipping Point.

ELECTRONIC WORKBENCHES WITH PANEL LEGS

Product No.	Size W x D x H	Top	Wt. (lbs.)	Price Ea.
HEB-1-3072M	72 x 30 x 33 1/2	Hardwood	178	\$466.40
HEB-1-3072P	72 x 30 x 33 1/2	Laminate	175	383.39
HEB-1-3072S	72 x 30 x 33 1/2	Steel	156	314.50



Locking Drawer

Steel drawer operates smoothly on ball bearing rollers. Units can be bolted together for additional storage. Drawer is equipped with adjustable divider and a removable tray. Medium Gray. FOB Shipping Point
HWBD-1LMG Wt. 20 (lbs.) Price Ea. \$49.69
15"W. x 18"D. x 8 1/4"H.

Mounting Angles
HWBLB-30 Wt. 3 (lbs.) Price Per Pair \$8.19
(Order one pair of mounting angles per drawer.)

Wiring Kit

Pre-wired for quick and easy installation. Comes complete with 4 duplex receptacles, on/off switch with pilot light, 8' grounded cord and plug, 15 amp, 115V service and circuit breaker. For use in workbenches and risers.
HWK-1 Wt. 3 (lbs.) Price Ea. \$60.41

Risers

- Adds extra storage for tools and testing equipment.
- Can be double stacked.

Riser is 16 ga. steel with a load rating of 200 lbs. evenly distributed. Riser has knockouts for 4 duplex outlets and a switch (order wiring kit separately). Medium Gray. FOB Shipping Point.
HRE-1072 Wt. 31 (lbs.) Price Ea. \$67.19
72"W. x 10 1/2"D. x 12"H.
HRE-18-1572 Wt. 43 (lbs.) Price Ea. \$88.09
72"W. x 15"D. x 18"H.

TECHNICAL WORKSTATIONS

Technical Workstations

Ergonomically designed workstations adjust from 34" to 40" high. Choose from standard work surface almond color with black edges or static control work surface almond color with oak edges. Grounding Kit for the static control work surface sold separately. An 8-outlet power rail is available with either surface. Extra storage space is available above the main work surface with the instrument shelf or the cantilever accessory system. Storage space beneath the work surface is available with one, two and three drawer pedestals. Available in Blue or Sand -- please specify. Shipped unassembled. FOB Shipping Point.

Instrument Shelf with Power Rail



Shown with Static Control Work Surfaces with Power Rail

ADJUSTABLE HEIGHT WORKSTATIONS			
Product No.	Size W x D x H	Wt. (lbs.)	Price Ea.
STANDARD WORK SURFACE			
HTW-603034-NA	60 x 30 x 34-40"	131	\$468.66
HTW-603634-NA	60 x 36 x 34-40"	138	519.47
HTW-723034-NA	72 x 30 x 34-40"	142	503.66
HTW-723634-NA	72 x 36 x 34-40"	163	557.87
STANDARD WORK SURFACE WITH POWER RAIL			
HTW-603034-NEA	60 x 30 x 34-40"	134	\$575.94
HTW-603634-NEA	60 x 36 x 34-40"	141	626.76
HTW-723034-NEA	72 x 30 x 34-40"	147	616.03
HTW-723634-NEA	72 x 36 x 34-40"	168	618.84
STATIC CONTROL WORK SURFACE			
HTW-603034-SA	60 x 30 x 34-40"	131	\$584.40
HTW-603634-SA	60 x 36 x 34-40"	138	612.07
HTW-723034-SA	72 x 30 x 34-40"	142	634.10
HTW-723634-SA	72 x 36 x 34-40"	163	689.43
STATIC CONTROL WORK SURFACE WITH POWER RAIL			
HTW-603034-SEA	60 x 30 x 34-40"	134	\$691.69
HTW-603634-SEA	60 x 36 x 34-40"	141	719.36
HTW-723034-SEA	72 x 30 x 34-40"	147	746.46
HTW-723634-SEA	72 x 36 x 34-40"	168	801.80

INSTRUMENT SHELVES			
Product No.	Size W x D x H	Wt. (lbs.)	Price Ea.
STANDARD WORK SURFACE			
HTWI-60-N	60 x 15 x 18"	61	\$256.34
HTWI-72-N	72 x 15 x 18"	69	291.91
STANDARD WORK SURFACE WITH POWER RAIL			
HTWI-60-NE	60 x 15 x 18"	64	\$363.63
HTWI-72-NE	72 x 15 x 18"	74	404.29
STATIC CONTROL WORK SURFACE			
HTWI-60-S	60 x 15 x 18"	61	\$317.33
HTWI-72-S	72 x 15 x 18"	69	350.09
STATIC CONTROL WORK SURFACE WITH POWER RAIL			
HTWI-60-SE	60 x 15 x 18"	64	\$424.61
HTWI-72-SE	72 x 15 x 18"	74	462.44



Workstation Grounding Kit

Grounding Kit provides a neat, reliable means of grounding personnel wrist straps (not included) and work surfaces, ensuring that equal electrical potential is maintained. Kit includes 2 banana jack receptacles, grounding bolt & 10' cord which is protected by a resistor and is attached to the banana jack receptacles for easy installation. FOB Shipping Point.

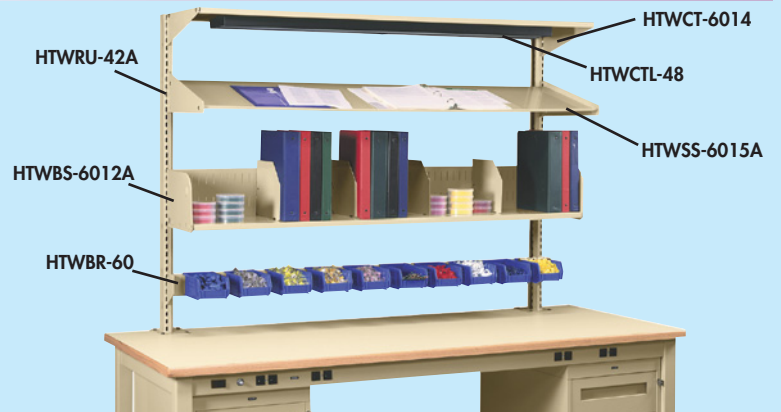
HTWG-20 Wt. 1 (lb.) Price Ea. \$15.81



Hanging Drawer Units



HANGING DRAWER UNITS				
Product No.	Size W x D x H	Description	Wt. (lbs.)	Price Ea.
HPED-10-30	15 x 24 x 9"	1-Drawer for 30"D Unit	39	\$204.40
HPED-10-36	15 x 24 x 9"	1-Drawer for 36"D Unit	39	206.66
HPED-20-30	15 x 24 x 20 3/4"	2-Drawer for 30"D Unit	66	297.00
HPED-20-36	15 x 24 x 20 3/4"	2-Drawer for 36"D Unit	66	299.26
HPED-30-30	15 x 24 x 20 3/4"	3-Drawer for 30"D Unit	76	346.69
HPED-30-36	15 x 24 x 20 3/4"	3-Drawer for 36"D Unit	76	348.94

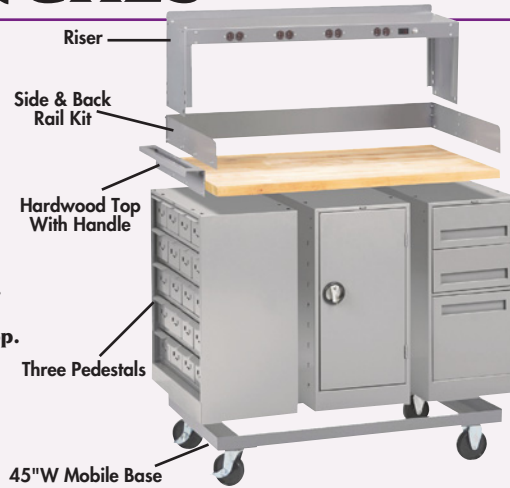


CANTILEVER ACCESSORY SYSTEM				
Product No.	Size W x D x H	Description	Wt. (lbs.)	Price Ea.
HTWRU-24A	4 x 5 1/4 x 24"	24"H Upright Frame (pr)	10	\$29.93
HTWRU-42A	4 x 5 1/4 x 42"	42"H Upright Frame (pr)	16	38.96
HTWCT-6014	60 x 15 x 3/4"	Canopy Top	15	24.84
HTWCTL-48	50 1/4 x 8 x 1 3/4"	Task Light	14	103.33
HTWSS-6015A	60 x 15 x 3/4"	Sloped Shelf	29	75.10
HTWB5-6012A	60 x 12 x 7 1/2"	Slotted Shelf & Dividers	21	39.53
HTWBR-60	60 x 3 3/8 x 4 1/8"	Bin Rail (Bins not included)	7	59.86

MOBILE/MODULAR WORKBENCHES

Customize your workbench by mixing and matching components to meet your specific requirements:

- Start with a single or a combination of pedestals. Pedestals can be used as a stand alone unit or workbench. HMBB1-2415 must be placed on an end and features 20 side opening bin boxes. Pedestals are Medium Gray in color.
- Select a steel, hardwood or foreman's top.
- Choose mobile base for portability.
- Add optional accessories.
- FOB Shipping Point.



Workbench above includes:
HMBSR-30 Top
HMHE-25 Handle
HMD3-1524 & HMS-1524 Pedestals
HCB-3024 Mobile Base

Workbench above includes:
HREI-1045WK Riser
HSB-4525 Side & Back Rails
HMTM-4525 Top
HMHE-25 Handle
HMBB1-2415 & HMSDS-3024 Pedestals
HCB-4524 Mobile Base

Pedestals



MOBILE/MODULAR WORKBENCHES				
Product No.	Size W x D x H	Description	Wt. (lbs.)	Price Ea.
PEDESTALS				
HMS-1524	15 x 24 x 32"	15"W. Hinged Door	53	\$155.84
HMD-1524	15 x 24 x 32"	15"W. 4 Drawer	77	296.44
HMD2-1524	15 x 24 x 32"	15"W. 2 Drawer	68	282.89
HMD3-1524	15 x 24 x 32"	15"W. 3 Drawer	69	285.14
HMBB1-2415	15 x 24 x 32"	15"W. Side Opening Bin Box	105	315.63
HMSDS-3024	30 x 24 x 32"	30"W. Sliding Door	79	265.39
HMD-3024	30 x 24 x 32"	30"W. 4 Drawer	142	408.80
HMSR-3024	30 x 24 x 32"	30"W. Hinged Door	70	232.07
HMSDS-4524	45 x 24 x 32"	45"W. Sliding Door	99	296.44
HMSR-4524	45 x 24 x 32"	45"W. Hinged Door	115	277.24
TOPS				
HSTM-3025	30 x 25 x 1 1/2"	30"W. Steel Top	33	\$86.39
HSTM-4525	45 x 25 x 1 1/2"	45"W. Steel Top	44	104.46
HMTM-3025	30 x 25 x 1 1/2"	30"W. Hardwood Top	33	149.63
HMTM-4525	45 x 25 x 1 1/2"	45"W. Hardwood Top	49	182.39
HMBSR-30	30 x 25 x 10 1/4"	30"W. Foreman's Desk Top	62	226.99
HMBSR-45	45 x 25 x 10 1/4"	45"W. Foreman's Desk Top	78	240.54
MOBILE BASES				
HCB-1524	15 x 24 x 3 1/2"	15"W. Mobile Base	18	\$57.60
HCB-3024	30 x 24 x 3 1/2"	30"W. Mobile Base	22	69.46
HCB-4524	45 x 24 x 3 1/2"	45"W. Mobile Base	26	82.44

Tops



Mobile Bases



ACCESSORIES				
Product No.	Size W x D x H	Description	Wt. (lbs.)	Price Ea.
RISERS				
HR-1030	30 x 8 x 10 1/2"	30"W. Standard Riser	17	\$38.40
HR-1045	45 x 8 x 10 1/2"	45"W. Standard Riser	21	43.47
HREI-1045WK	45 x 8 x 10 1/2"	45"W. Electronic Riser	23	102.77
HANDLES				
HMH-25	25 x 5 x 6"	Standard Handle	6	\$12.99
HMHE-25	25 x 5 x 6"	Electronic Handle	11	91.47
SIDE AND BACK RAILS				
HSB-3025	30 x 25 x 2 1/2"	30"W. Side & Back Rail Kit	10	\$19.20
HSB-4525	45 x 25 x 2 1/2"	45"W. Side & Back Rail Kit	12	21.46

Side and Back Rails




Accessories

Risers



Handles



QUALITY WORK BENCHES



ADJUSTABLE HEIGHT CHANNEL LEG Work Bench

- Industrial-duty construction throughout.
- Stands up to hard punishing work.

An excellent performer for maintenance, repair or assembly work. Legs, stringers, shelves, backboards and end pieces are heavy duty 14 ga. construction. 12 ga. steel tops support heavy loads. Plastic tops are non-glare white and available as conductive (anti-static) at additional cost. Hard rock maple tops make a superior work surface. Gray in color. Legs adjust from 30 $\frac{3}{4}$ " to 34 $\frac{3}{4}$ ". Channel legs available with glides for uneven floors. Shipped K.D. FOB Shipping Point.



Steel Top Workbench with Lower Shelf, Stringer and Back & End Stops



Plastic Top Workbench with Lower Shelf and Stringer




Maple Top Workbench with Stringer

Size L x D	WORK BENCH WITH LOWER SHELF, STRINGER AND BACK AND END STOPS STEEL TOP			PLASTIC TOP			MAPLE TOP		
	Product No.	Wt. (lbs.)	Price Ea.	Product No.	Wt. (lbs.)	Price Ea.	Product No.	Wt. (lbs.)	Price Ea.
48 x 24"	H806-S-424	99	\$237.43	H806-P-424	119	\$276.22	H806-W-424	105	\$337.62
60 x 24"	H806-S-524	116	250.16	H806-P-524	138	298.98	H806-W-524	124	377.29
72 x 24"	H806-S-624	129	277.34	H806-P-624	157	322.41	H806-W-624	144	417.89
48 x 30"	H806-S-429	118	243.09	H806-P-430	138	293.87	H806-W-430	123	373.10
60 x 30"	H806-S-529	134	270.16	H806-P-530	161	316.96	H806-W-530	146	421.12
72 x 30"	H806-S-629	153	295.20	H806-P-630	182	344.00	H806-W-630	167	483.88
48 x 36"	H806-S-436	137	291.46	H806-P-436	155	314.53	H806-W-436	138	416.09
60 x 36"	H806-S-536	158	301.77	H806-P-536	181	344.07	H806-W-536	164	473.00
72 x 36"	H806-S-636	181	332.23	H806-P-636	205	373.99	H806-W-636	193	530.81
WORK BENCH WITH LOWER SHELF AND STRINGER									
48 x 24"	H803-S-424	90	\$204.93	H803-P-424	108	\$243.73	H803-W-424	94	\$305.13
60 x 24"	H803-S-524	105	217.07	H803-P-524	126	265.87	H803-W-524	112	344.17
72 x 24"	H803-S-624	117	243.00	H803-P-624	145	288.07	H803-W-624	131	383.54
48 x 30"	H803-S-429	107	209.59	H803-P-430	126	260.37	H803-W-430	111	339.61
60 x 30"	H803-S-529	126	236.06	H803-P-530	148	282.87	H803-W-530	133	387.01
72 x 30"	H803-S-629	144	259.87	H803-P-630	169	308.68	H803-W-630	154	448.56
48 x 36"	H803-S-436	125	256.79	H803-P-436	142	279.85	H803-W-436	125	381.40
60 x 36"	H803-S-536	145	266.48	H803-P-536	167	308.77	H803-W-536	150	437.70
72 x 36"	H803-S-636	166	295.71	H803-P-636	195	337.48	H803-W-636	178	494.31
WORK BENCH WITH STRINGER									
48 x 24"	H800-S-424	78	\$173.58	H800-P-424	93	\$212.39	H800-W-424	79	\$273.79
60 x 24"	H800-S-524	90	182.83	H800-P-524	108	231.58	H800-W-524	94	309.89
72 x 24"	H800-S-624	99	206.43	H800-P-624	121	251.49	H800-W-624	107	346.98
48 x 30"	H800-S-429	90	178.24	H800-P-430	111	229.02	H800-W-430	96	308.26
60 x 30"	H800-S-529	100	201.77	H800-P-530	130	248.58	H800-W-530	105	352.73
72 x 30"	H800-S-629	113	223.29	H800-P-630	145	272.10	H800-W-630	130	411.98
48 x 36"	H800-S-436	108	225.43	H800-P-436	127	248.50	H800-W-436	110	350.07
60 x 36"	H800-S-536	123	232.20	H800-P-536	149	274.48	H800-W-536	132	403.42
72 x 36"	H800-S-636	140	259.13	H800-P-636	171	300.90	H800-W-636	154	457.74

Bench Drawer

- Heavy-duty welded construction.

Full extension drawer slides that allow easy operation with the heaviest loads. Multi-unit design allows for stacking drawers. Mounting kit included. FOB Shipping Point.
H1420 Drawer with Mounting Kit 14"W. x 20"D. x 6"H. Wt. 24 (lbs) Price Ea. \$93.44



Top Shelf

Ideal for additional storage above the work surface. 10"D. x 12"H. Mounting hardware included. FOB Shipping Point.



Product No.	TOP SHELF		
	Length	Wt. (lbs.)	Price Ea.
H6024-4	48"	25	\$66.07
H6024-5	60"	30	72.07
H6024-6	72"	35	75.75

Caster Kit

- Convert any workbench with lower shelves to a mobile workbench.

Caster Kit includes heavy-duty 5" dia. casters (2 rigid, 2 swivel with brakes). FOB Shipping Point.
HABL-CASTER KIT Wt. 18 (lbs) Price Ea. \$85.65



HYDRAULIC ERGONOMIC BENCHES



Plastic Top Bench Shown with Optional Drawer and Riser



Steel Top Bench



Plastic Top Bench Shown with Optional Cantilever Shelf with Light Fixture

Hydraulic Ergonomic Benches

- Designed for fatigue-reducing work performance.
- Easy adjustment of work height from 30¾" to 42¾".

Infinite adjustment with a capacity of 750 lbs. Tops available -- non-glare white high density plastic laminate top, maple top or steel top. All components are heavy duty 14 gauge construction. 12" deep lower shelf/footrest standard with basic bench. Gray in color. FOB Shipping Point.

Product No.	Overall Size W x D	PLASTIC TOP		
		Height Adjustment	Wt. (lbs.)	Price Ea.
HHB-4830-P	48 x 30"	30¾" - 42¾"	162	\$917.25
HHB-6030-P	60 x 30"	30¾" - 42¾"	185	938.92
HHB-7230-P	72 x 30"	30¾" - 42¾"	210	962.54
MAPLE TOP				
HHB-4830-W	48 x 30"	30¾" - 42¾"	162	943.72
HHB-6030-W	60 x 30"	30¾" - 42¾"	185	983.84
HHB-7230-W	72 x 30"	30¾" - 42¾"	210	1,035.44
STEEL TOP				
HHB-4829-S	48 x 29"	30¾" - 42¾"	151	831.15
HHB-6029-S	60 x 29"	30¾" - 42¾"	170	853.14
HHB-7229-S	72 x 29"	30¾" - 42¾"	186	872.06



Maple Top Bench

Optional Bench Accessories

- Customize with high quality bench accessories.

High quality optional accessories designed for use with Hydraulic Ergonomic Benches allow you to outfit the workstation to fit your specific requirements. FOB Shipping Point.

Product No.	Overall Size W x D x H	OPTIONAL BENCH ACCESSORIES	
		Wt. (lbs.)	Price Ea.
DRAWER WITH MOUNTING KIT			
H1420	14 x 20 x 6"	24	\$93.44
TOP SHELF RISER			
H6024-4	48 x 10 x 12"	25	66.07
H6024-5	60 x 10 x 12"	30	72.07
H6024-6	72 x 10 x 12"	35	75.75
CANTILEVER SHELF WITH LIGHT FIXTURE			
HCTS-LF-5*	60 x 12 x 38"	64	242.24
HCTS-LF-6†	72 x 12 x 38"	70	248.40

*For use with 60" wide benches.
†For use with 72" wide benches.

Hydraulic Motorized Bench

- Goes from fully retracted to fully extended in just 23 seconds.
- Easy adjustment of work height from 30¾" to 42¾" - with the push of a button.

Motor Driven System allows quick and accurate height adjustment for greater flexibility. Infinite adjustment with a capacity of 750 lbs. Systems are 120V rated - just plug in - ready to go. Industrial-grade activation switch ergonomically mounted on workbench leg. FOB Shipping Point.



Product No.	Overall Size W x D	HYDRAULIC MOTORIZED BENCH	
		Wt. (lbs.)	Price Ea.
PLASTIC TOP			
HHB-4830-P/M	48 x 30"	162	\$1231.54
HHB-6030-P/M	60 x 30"	185	1253.21
HHB-7230-P/M	72 x 30"	210	1276.83
MAPLE TOP			
HHB-4830-W/M	48 x 30"	162	1258.01
HHB-6030-W/M	60 x 30"	185	1298.13
HHB-7230-W/M	72 x 30"	210	1349.73
STEEL TOP			
HHB-4829-S/M	48 x 29"	151	1145.44
HHB-6029-S/M	60 x 29"	170	1167.43
HHB-7229-S/M	72 x 29"	186	1186.34

MODULAR/ ELECTRONIC BENCHES

AP SERIES Electronic Workstations

- The best value in ergonomic assembly benches.
- Non-glare white top with high density plastic laminate and backing sheet.

Designed and engineered for delicate electronic work, and built for long wearing use. Heavy duty all welded 14 ga. legs – adjustable from 31" to 35"H. – complete with leveling glides. 14 ga. apron front and rear eliminates top deflection. Top quality construction throughout. Assembles easily and quickly. Options available. FOB Shipping Point.



AP SERIES ELECTRONIC WORK BENCH 48"W. x 30"D. Bench			
Product No.	Description	Wt. (lbs.)	Price Ea.
HAP-4830	Basic Bench	125	\$285.79
H6016-4	Backboard	5	18.31
HCTS-4	Cantilever Shelf - 12"W.	25	93.77
HBR-4	Bin Rail	5	62.19
H1420	Drawer w/Mounting Kit	24	93.44
H6027-4	Lower Shelf/Footrest	15	31.35
H822BF	Drawer Unit – 1 Box Drawer, 1 File Drawer	45	204.32

60"W. x 30"D. Bench			
Product No.	Description	Wt. (lbs.)	Price Ea.
HAP-6030	Basic Bench	145	\$304.06
H6016-5	Backboard	6	18.90
HCTS-5	Cantilever Shelf - 12"W.	32	96.76
HLF-5	Light Fixture	30	163.83
HCTS-LF-5	Cantilever Light Fixture w/Shelf	64	242.24
HBR-5	Bin Rail	6	62.19
HUL401BC	Outlet Strip	6	98.31
H1420	Drawer w/Mounting Kit	24	93.44
H6027-5	Lower Shelf/Footrest	18	34.29
H822BF	Drawer Unit – 1 Box Drawer, 1 File Drawer	45	204.32

72"W. x 30"D. Bench			
Product No.	Description	Wt. (lbs.)	Price Ea.
HAP-7230	Basic Bench	165	\$335.92
H6016-6	Backboard	7	20.14
HCTS-6	Cantilever Shelf - 12"W.	38	99.75
HLF-6	Light Fixture	32	168.47
HCTS-LF-6	Cantilever Light Fixture w/Shelf	70	248.40
HBR-6	Bin Rail	7	62.19
HUL401BC	Outlet Strip	6	98.31
H1420	Drawer w/Mounting Kit	24	93.44
H6027-6	Lower Shelf/Footrest	18	36.58
H822BF	Drawer Unit – 1 Box Drawer, 1 File Drawer	45	204.32



Bench Height
34 1/4"

EXCELLENT for R&D,
electronic and
industrial facilities.



Bench Height
29 1/4"



Bench Drawer



H722-BF

H722-FF

H722-BB

H722-C

Modular Benches

- Excellent for R&D, electronic and industrial facilities.
- Box and file drawers have full extension drawer slides.

100% of the drawers are accessible – rated at 125 lbs. per drawer. Ergonomic drawer pull is an integral part of the drawer front and does not protrude beyond the front of the unit. All file drawers have full height sides to accommodate hanging files. Locks standard on all units. Cabinet is equipped with one adjustable shelf. All units furnished with heavy duty leveling glides. Choice maple, plastic or anti-static tops. Long lasting powder coat finish – available in the following colors; #49 Gray, Lt. Gray, Champagne, Black or Blue – please specify. Base units measure 14 1/2"W. x 22"D. x 27 1/2"H. FOB Shipping Point.

H722-BF (2-drawer, 1-file) Wt. 76 lbs. Price Ea. \$277.76

H722-FF (2-file) Wt. 72 lbs. Price Ea. \$268.29

H722-BB (4-drawer) Wt. 80 lbs. Price Ea. \$292.06

H722-C (1-cabinet) Wt. 45 lbs. Price Ea. \$154.03

MAPLE TOPS			
Product No.	Size	Wt. (lbs.)	Price Ea.
HW-6024	60 x 24"	70	\$209.06
HW-6030	60 x 30"	87	250.13
HW-7224	72 x 24"	84	244.20
HW-7230	72 x 30"	104	307.43

PLASTIC TOPS			
Product No.	Size	Wt. (lbs.)	Price Ea.
HPT-6024	60 x 24"	70	130.75
HPT-6030	60 x 30"	88	145.96
HPT-7224	72 x 24"	84	148.73
HPT-7230	72 x 30"	105	167.54

ESD TOPS			
Product No.	Size	Wt. (lbs.)	Price Ea.
HESD-6024	60 x 24"	70	182.25
HESD-6030	60 x 30"	88	263.73
HESD-7224	72 x 24"	84	224.20
HESD-7230	72 x 30"	105	305.82

APRONS			
Product No.	Size	Wt. (lbs.)	Price Ea.
H6022	55"W. x 21"D. x 5"H.	30	56.25
H7222	68"W. x 21"D. x 5"H.	35	57.57

DELUXE OUTLET STRIP			
Product No.	Description	Wt. (lbs.)	Price Ea.
HUL401BC	Deluxe Outlet Strip w/lighted on/off switch, 6' cord & plug - 8 outlets (Gray Only)	3	98.31

TOP SHELVES			
Product No.	Size	Wt. (lbs.)	Price Ea.
HH6018	60"W. x 15"D. x 18"H.	39	117.21
HH7218	72"W. x 15"D. x 18"H.	44	118.35

CABINETS



Locker & Cabinet Benches

- All welded heavy-duty construction.
- Can be used individually or bolted together in groups.

Locker bases will accept padlock or optional flush mount lock and have spring loaded piano hinges. Cabinet bases have full height piano hinges, three point locking handle and one adjustable shelf. Choice of finishes in durable, long lasting powder coat: ASA 49 Gray, Light Gray, Champagne, Blue or Black -- please specify. Plastic laminate tops also available upon request. FOB Shipping Point.

LOCKER BASES					
Product No.	Overall Size W x D x H	No. of Openings	Openings W x D x H	Wt. (lbs.)	Price Ea.
H101-C	36 x 21 x 31"	1	36 x 21 x 31"	72	\$272.70
H402-B	12 x 21 x 31"	2	12 x 21 x 15"	40	205.16
H303-B	18 x 21 x 31"	3	18 x 21 x 10"	60	141.01

H3000 Cylinder Lock with 2 keys Price Ea. \$6.23



HARDWOOD TOPS			
Product No.	Size W x D x H	Wt. (lbs.)	Price Ea.
HW-4824	48 x 24 x 1 3/4"	55	\$174.03
HW-6024	60 x 24 x 1 3/4"	70	209.06
HW-7224	72 x 24 x 1 3/4"	84	244.20
HW-4830	48 x 30 x 1 3/4"	70	206.73
HW-6030	60 x 30 x 1 3/4"	87	250.13
HW-7230	72 x 30 x 1 3/4"	104	307.43

Bases Shown with Optional Maple Top.



Mobile Shop Cabinets

- Drawer units and cabinets are heavy-duty all welded.
- Cabinets have one adjustable shelf.
- Flush mounted locks and drawer pulls.

Drawers have full extension drawer slides, rated at 125 lbs. per drawer. Heavy duty 14 gauge work surface with 3" back and end stops. Heavy duty 5" casters (2 rigid, 2 swivel with brakes). Powder coated finish. Standard color is Gray. FOB Shipping Point.

MOBILE SHOP CABINETS				
Product No.	Description	Size W x D x H	Wt. (lbs.)	Price Ea.
H924-CC	2 Cabinets	29 x 22 x 34"	148	\$439.06
H924-CBF	1 Cabinet, 2-6" Drawers, 1-12" Drawer	29 x 22 x 34"	162	562.79
H924-BFB	4-6" Drawers, 2-12" Drawers	29 x 22 x 34"	178	686.51

Slope Top Wall Cabinet

- Space saving cabinet for industrial or office storage.
- Full height hinge doors.

Built for sturdy and durable storage. Equipped with 2 adjustable shelves and chrome plated locking handle. Shipped all welded set-up. Available in gray or champagne – please specify. FOB Shipping Point.

H330-1224 Measures 24"W. x 12"D. x 30"H. (front) 33"H. (back). Wt. 49 (lbs.) Price Ea. \$216.18

H330-1236 Measures 36"W. x 12"D. x 30"H. (front) 33"H. (back). Wt. 63 (lbs.) Price Ea. \$231.16



MODULAR CABINETS & SECURITY TRUCKS



Modular Mobile Cabinet Workcenters

• 24" Base Unit or 48" Base Unit Available.

Take your workstation with you by choosing Valley Craft's new portable modular cabinets. Store and transport your materials in these portable cabinets for quick and easy access to tools and supplies. A convenient combination of storage options includes units with shelving only, drawers only and units with both drawers and shelving. Heavy duty flush mounted drawers move easily on ball bearing glides. Includes four Mold-On Rubber 5" casters - 2 rigid and 2 swivel. Drawer capacity is 100 lbs. Many optional accessories available to customize each unit for your specific workstation needs. Available in Red, Gray or Tropic Sand. FOB Shipping Point.

MODULAR MOBILE CABINET WORKCENTERS 24" BASE UNIT

Ltr. No.	Product No. Gray	Product No. Red	Product No. Tropic Sand	Size of Drawer	No. of Drawers	No. of Doors	Wt. (lbs.)	Price Ea.
A	HF89606GY	HF89606RD	HF89606TS	3, 6, 6, 9"	4	-	125	\$588.52
B	HF89607GY	HF89607RD	HF89607TS	6, 6, 6, 6"	4	-	125	588.52
C	HF89608GY	HF89608RD	HF89608TS	3, 3, 3, 6, 9"	5	-	132	623.44
D	HF89609GY	HF89609RD	HF89609TS	3, 3, 6, 6, 6"	5	-	132	623.44
E	HF89610GY	HF89610RD	HF89610TS	6, 9, 9"	3	-	118	553.61
F	HF89611GY	HF89611RD	HF89611TS	-	0	1	94	433.91

48" BASE UNIT								
Ltr. No.	Product No. Gray	Product No. Red	Product No. Tropic Sand	Size of Drawer	No. of Drawers	No. of Doors	Wt. (lbs.)	Price Ea.
G	HF89613GY	HF89613RD	HF89613TS	3, 6, 6, 9"	4	1	191	793.01
H	HF89614GY	HF89614RD	HF89614TS	6, 6, 6, 6"	4	1	191	793.01
I	HF89615GY	HF89615RD	HF89615TS	3, 3, 3, 6, 9"	5	1	198	832.91
J	HF89616GY	HF89616RD	HF89616TS	3, 3, 6, 6, 6"	5	1	198	832.91
K	HF89617GY	HF89617RD	HF89617TS	6, 9, 9"	3	1	184	758.11
L	HF89618GY	HF89618RD	HF89618TS	3, 6, 6, 9"	8	-	222	947.63
M	HF89619GY	HF89619RD	HF89619TS	6, 6, 6, 6"	8	-	222	947.63
N	HF89620GY	HF89620RD	HF89620TS	3, 3, 3, 6, 9"	10	-	236	1,022.44
O	HF89621GY	HF89621RD	HF89621TS	3, 3, 6, 6, 6"	10	-	236	1,022.44
P	HF89622GY	HF89622RD	HF89622TS	6, 9, 9"	6	-	208	872.81
Q	HF89623GY	HF89623RD	HF89623TS	-	0	2	160	638.40

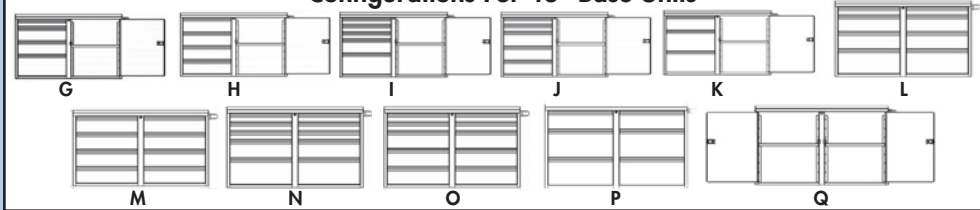
PANELS FOR 24" AND 48" BASE UNITS

Product No. Gray	Product No. Red	Product No. Tropic Sand	Description	Wt. (lbs.)	Price Ea.
HF89626GY	HF89626RD	HF89626TS	24" Back Pegboard Panel	11	49.51
HF89628GY	HF89628RD	HF89628TS	48" Back Pegboard Panel	21	83.47
HF89625GY	HF89625RD	HF89625TS	24" Cabinet Back Louvered Bin Panel	11	49.51
HF89627GY	HF89627RD	HF89627TS	48" Cabinet Back Louvered Bin Panel	21	83.47
HF89629GY	HF89629RD	HF89629TS	48" Back Louvered Bin/ Peg Panel Combo	19	89.53

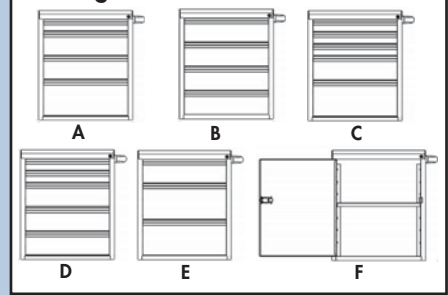
ACCESSORIES FOR 24" AND 48" BASE UNITS

Product No.	Description	Wt. (lbs.)	Price Ea.
HF89597	Rubber Mat Drawer Insert	2	\$22.51
HF89598	Non-Skid Rubber Worksurface Mat 24" Top	2	22.51
HF89599	Non-Skid Rubber Worksurface Mat 48" Top	4	29.81
HF89600	Butcher Block Top - 24" Cabinet	11	93.51
HF89601	Butcher Block Top - 48" Cabinet	22	134.67
HF80132A5	16 Comp. Drawer Divider	11	107.60
HF80131A4	12 Comp. Drawer Divider	10	94.76
HF80130A3	8 Comp. Drawer Divider Kit	9	78.07

Configurations For 48" Base Units



Configurations For 24" Base Units



HF89621RD Shown with Options



HF89608RD Shown with Options




HF89613GY Shown with Options



HF89611TS Shown with Options



Butcher Block Top



Drawer Divider

Security Trucks

All-welded 2 x 2" steel wire grid panels provide total security and see-through visibility. Optional shelves adjust easily along grid panel using plastic shelf clips (4 clips included with shelf purchase). 250 lb. capacity shelves are available in 14 gauge steel or 3/4" layered wood. 3-pt locking handle with steel rod locking mechanism. Digital Security Lock option available. Push handle is removable. Durable powder coat finish available in four standard colors: Blue, Red, Gray and Green. Optional hitch package for towing. Optional fork pockets. 8" Mold-On casters - 2 rigid and 2 swivel. 6 Wheel option for pinpoint turning. 2,000 lb. load capacity. Ships fully assembled (casters, handle and shelving require minimal assembly). FOB Shipping Point.



HF89556B Shown with Options



HF89556

SECURITY TRUCKS BASE UNIT

Product No. Gray	Product No. Blue	Product No. Red	Product No. Green	Description	Wt. (lbs.)	Price Ea.
HF89557	HF89557B	HF89557R	HF89557G	24" Deep Security Truck 48 x 24 x 66"	209	\$972.56
HF89556	HF89556B	HF89556R	HF89556G	30" Deep Security Truck 60 x 30 x 66"	264	1,084.44

ACCESSORIES

Product No.	Description	Wt. (lbs.)	Price Ea.
HF89558	Fork Pockets (4)	48	97.20
HF89560	Hitch System	9	130.40
HF89562	Removable Louvered Panel (23 1/2" W x 19" H)	5	27.85
HF89555	Removable Pegboard Panel	5	34.91
HF89718A4	48 x 24" Metal Shelf	26	62.00
HF89714A4	60 x 30" Metal Shelf	26	75.00

ACCESSORIES

Product No.	Description	Wt. (lbs.)	Price Ea.
HF89563	Digital Security Lock	2	\$167.11
HF89561	6th Wheel Swivel Casters	10	51.36
HF89712	48 x 24" Wood Shelf	13	74.81
HF89710	60 x 30" Wood Shelf	21	89.77
HF89553	24" Removable Handle	2	40.25
HF89554	30" Removable Handle	2	46.95

INDUSTRIAL DUTY WORK BENCHES

Work Bench TOP DESCRIPTION

Steel Top...12-gauge steel; heavy-duty maintenance
Laminated Hardwood...180° soft front edge; precision assembly and repair work
Plastic Laminate...180° soft front edge; light assembly, office, school work
Super Comp...180° soft front edge; abuse resistant for assembly & repair
Graphite...comfort edge; solvent resistant, medium duty work surface



H2565A

LYON®



H2502

Work Bench ACCESSORIES

Shelf Riser

Expand your working space and storage area with ergonomically designed shelf risers.

Lower Bench Shelf

Keep working tools and items out of the way to concentrate on the job at hand. Features 1" rear flange for easy attachment to bench and provides additional reinforcement.

Back And End Stops

Securely enclose your work area by preventing items from falling off work bench. Extends to 3" above top and tapers to 1½" at front.

Electrical Outlet Strip

Attaches easily to all types of work benches. Will carry 15 amps of current at up to 125v. UL approved. Should be installed in accordance with local codes.

Pick Racks

Picking racks conveniently allow easy hanging of plastic bins for additional on-hand storage.

Bench Drawers

Conveniently stores supplies, tools, and other on-hand items vital to your working needs. Available in low profile, double height, and expanded drawer model sizes. Bench drawers can be fitted with grooved key bench drawer lock to secure your stored belongings.

Leg Leveler

Functional accessory helps keep your work surface level and stable. Can be adjusted manually to make up for uneven flooring. Fits adjustable work bench leg only.

Adjustable Work Benches

- Add a custom fitting work station to your shop floor.
- Adjustable work benches provide a perfect fit for your workplace needs.

Benches adjust from 29" - 38" high allowing for a tailored working height. Built with steel channel legs and welded steel cross member for added strength and durability. Adjustable benches also include stringer for added bench stability. Electrical knockouts on each leg offer space for duplex outlet boxes (not included) and subsequent electrical hookup. Optional leg levelers easily adapt to uneven flooring. Expand storage space with optional bench drawers. Available in five bench top options (see work bench top description). FOB IL., PA., CA., TX., GA.

Product No.	Bench Top	Size W x D x H	Wt (lbs.)	Price Ea.
H2502A	Steel	60 x 28 x 29 - 38"	106.7	\$271.54
H2503A	Steel	60 x 34 x 29 - 38"	122.7	283.02
H2504A	Steel	72 x 28 x 29 - 38"	118.0	290.33
H2505A	Steel	72 x 34 x 29 - 38"	138.0	305.77
H2476A	Plastic Laminate	60 x 28 x 29-38"	132.5	341.10
H2477A	Plastic Laminate	60 x 34 x 29-38"	155.5	378.93
H2478A	Plastic Laminate	72 x 28 x 29-38"	152.5	373.23
H2479A	Plastic Laminate	72 x 34 x 29-38"	175.5	417.26
H2488A	Super Comp	60 x 28 x 29-38"	121.2	351.49
H2489A	Super Comp	60 x 34 x 29-38"	149.9	382.84
H2490A	Super Comp	72 x 28 x 29-38"	138.2	389.48
H2491A	Super Comp	72 x 34 x 29-38"	164.9	431.51
H2565A	Laminate Hardwood	60 x 28 x 29 - 38"	121.2	471.93
H2566A	Laminate Hardwood	60 x 34 x 29 - 38"	144.9	548.70
H2567A	Laminate Hardwood	72 x 28 x 29 - 38"	137.2	538.27
H2568A	Laminate Hardwood	72 x 34 x 29 - 38"	163.9	625.42
H2410A	Graphite	60 x 28 x 29 - 38"	71.2	335.10

Adjustable Slide Bolt Work Benches

- Positions from 29" to 37"H. for working comfort.
- Help improve working comfort and productivity with these slide bolt adjusting work benches.

A working height of 29" to 37" can be positioned to ensure an ergonomically correct working level. Built-in bolts secure legs within an infinite 8" sliding range. Includes stringer for additional support and durability. Pre-engineered design allows for expansion with bench risers, picking racks, electrical outlet strip, back and end stops, and bench drawers. Five different work surfaces are available (see work bench top description). Available in Dove Gray and Putty colors. FOB IL., PA., CA., TX., GA.

Product No.	Bench Top	Size W x D x H	Wt (lbs.)	Price Ea.
H2502AS	Steel	60 x 28 x 29 - 37"	113.1	\$289.76
H2503AS	Steel	60 x 34 x 29 - 37"	128.7	304.02
H2504AS	Steel	72 x 28 x 29 - 37"	127.1	308.55
H2505AS	Steel	72 x 34 x 29 - 37"	143.7	326.77
H2476AS	Plastic Laminate	60 x 28 x 29-37"	137.1	359.32
H2477AS	Plastic Laminate	60 x 34 x 29-37"	161.7	399.93
H2478AS	Plastic Laminate	72 x 28 x 29-37"	156.1	391.46
H2479AS	Plastic Laminate	72 x 34 x 29-37"	180.7	438.26
H2488AS	Super Comp	60 x 28 x 29-37"	128.1	369.72
H2489AS	Super Comp	60 x 34 x 29-37"	155.7	403.84
H2490AS	Super Comp	72 x 28 x 29-37"	145.1	407.70
H2491AS	Super Comp	72 x 34 x 29-37"	170.7	452.51
H2565AS	Laminate Hardwood	60 x 28 x 29 - 37"	128.1	490.16
H2566AS	Laminate Hardwood	60 x 34 x 29 - 37"	150.7	569.70
H2567AS	Laminate Hardwood	72 x 28 x 29 - 37"	144.1	556.50
H2568AS	Laminate Hardwood	72 x 34 x 34 - 37"	169.7	646.42
H2410AS	Graphite	60 x 28 x 29 - 37"	75.8	353.33

Flared Work Benches

- Multi-purpose, heavy-duty, fully expandable.
- Flared leg work benches are designed and built for tough, heavy-duty action in any shop environment.

Heavy channel steel flared legs provide a sturdy and dependable base for an array of demanding tasks. Steel cross members, precision welded between each upright, add even more strength and rigidity. Can be secured to the floor with base plates punched for floor bolts to provide 25 square inch floor bearing surface per leg. Pre-engineered design allows for complete accessory expansion. Available in five different work surfaces (see work bench top description). FOB IL., PA., CA., TX., GA.

Product No.	Bench Top	Size W x D x H	Wt (lbs.)	Price Ea.
H2502	Steel	60 x 28 x 34"	106.7	\$266.96
H2503	Steel	60 x 34 x 34"	118.3	278.66
H2504	Steel	72 x 28 x 34"	115.3	285.75
H2505	Steel	72 x 34 x 34"	133.6	301.42
H2476	Plastic Laminate	60 x 28 x 34"	127.1	336.53
H2477	Plastic Laminate	60 x 34 x 34"	151.1	374.59
H2478	Plastic Laminate	72 x 28 x 34"	147.1	368.67
H2479	Plastic Laminate	72 x 34 x 34"	171.1	412.91
H2488	Super Comp	60 x 28 x 34"	118.5	346.91
H2489	Super Comp	60 x 34 x 34"	145.5	378.48
H2490	Super Comp	72 x 28 x 34"	135.5	384.90
H2491	Super Comp	72 x 34 x 34"	160.5	427.16
H2565	Laminate Hardwood	60 x 28 x 34"	118.5	467.37
H2566	Laminate Hardwood	60 x 34 x 34"	140.5	544.35
H2567	Laminate Hardwood	72 x 28 x 34"	134.5	533.70
H2568	Laminate Hardwood	72 x 34 x 34"	159.5	621.08
H2410	Graphite	60 x 28 x 34"	79.8	330.53

ACCESSORIES				
Product No.	Description	Size W x D x H	Wt. (lbs.)	Price Ea.
SHELF RISERS				
H2625	for 60"W. bench	60 x 10½ x 12"	21.6	\$85.84
H2626	for 72"W. bench	72 x 10½ x 12"	24.3	87.41
H2628	for 60"W. bench	60 x 14 x 18"	29.6	97.61
H2629	for 72"W. bench	72 x 14 x 18"	33.7	102.56
LOWER BENCH SHELF				
H2643-1	for 60"W. bench	60 x 13½"	20.7	47.89
H2645-1	for 72"W. bench	72 x 13½"	24.1	54.53
BACK AND END STOPS				
H2602	for 60"W. bench	60" W x 28"D	12.6	45.27
H2603	for 60"W. bench	60"W x 34"D	13.9	46.99
H2604	for 72"W. bench	72"W x 28"D	14.0	46.99
H2605	for 72"W. bench	72"W x 34"D	14.9	48.23
ELECTRICAL OUTLET STRIP				
H2662	5 Outlets	60"W.	5.0	70.92
H2663	6 Outlets	60"W.	6.0	80.66
PICK RACKS				
H2630	for 60"W. bench	60"W.	10.0	46.95
H2631	for 60"W. bench	72"W.	12.0	46.99
BENCH DRAWERS				
H2788*	Low Profile	15½ x 20 x 6¾"	22.0	94.35
H2789*	Low Profile	21½ x 20 x 6¾"	26.8	102.75
H2790*	Double Height	15½x 20 x 13½"	29.0	129.00
H2794*	Expanded Profile	15½ x 20 x 9"	25.0	117.45
LEG LEVELER				
H2757	4 required	¾" Diameter	0.5	3.34
LOCK KITS				
H7037	-	-	0.2	8.78

*Bench Drawers can be secured with grooved key lock kits.

EDSAL WORKBENCHES

Heavy-Duty Workbenches

- Durable steel construction for lasting use.
- Supports up to 4000 lbs.
- Available in four tops to fit your needs.
- Choice of flared fixed height legs or adjustable height legs.

These heavy-duty workbenches are suitable for every type of heavy duty work. With four tops and two leg styles to choose from they are sure to satisfy any job requirement. All workbenches include heavy duty stringer for extra stability and knock-outs in legs for electrical hook-ups. Durable gray powder coat finish.

Flared Leg Workbenches provide a rigid base and have wide feet with mounting holes allowing bench to be bolted to floor for a movement-free work area. These 34" high one-piece channel-formed legs are made of 16 gauge steel.

Adjustable Leg Workbenches accommodate standing or seated job requirements. Height easily adjusts from 29" to 33" on 1" increments. Top support and foot assembly are 14 gauge steel with 16 gauge ribbed legs. Punched foot holes allow easy bolting to floor. FOB Shipping Point.



Flared Leg Workbenches with Butcher Block Maple Top



Adjustable Leg Workbenches with Steel Top

HEAVY-DUTY WORKBENCHES FLARED LEG					ADJUSTABLE LEG		
Size W x D	Benchtop Description	Product No.	Wt. (lbs.)	Price Ea.	Product No.	Wt. (lbs.)	Price Ea.
60 x 30"	Butcher Block Maple Top	HM5331	181	\$390.06	H1009M	120	\$402.94
72 x 30"	Butcher Block Maple Top	HM5332	180	454.69	H1010M	137	467.57
72 x 36"	Butcher Block Maple Top	HM5333	208	525.21	H1011M	162	539.83
60 x 30"	Shop Top	HW5325	162	281.21	H1003W	102	294.11
72 x 30"	Shop Top	HW5326	181	314.63	H1004W	138	327.53
72 x 36"	Shop Top	HW5327	208	353.36	H1005W	162	367.99
60 x 30"	Laminate Top	HL5328	165	304.64	H1006L	124	317.53
72 x 30"	Laminate Top	HL5329	185	340.03	H1007L	142	352.90
72 x 36"	Laminate Top	HL5330	212	389.91	H1008L	166	404.53
60 x 30"	Steel Top	H5303	110	209.74	H1000S	103	222.61
72 x 30"	Steel Top	H5305	126	240.00	H1001S	118	252.89
72 x 36"	Steel Top	H5306	147	268.31	H1002S	128	282.97

Bench Tops

Butcher Block Maple Top:

Top Quality, kiln-dried hardwood maple laminated strips provide maximum shock absorption. Oil-rubbed natural finish. 1 1/8" thick.

Shop Top:

Versatile, oil-and moisture-resistant surface. Top and bottom are 3/8" super hard custom board, sanded and sealed. Core is 45 lb. density particle board. 1 1/2" thick.

Laminate Top:

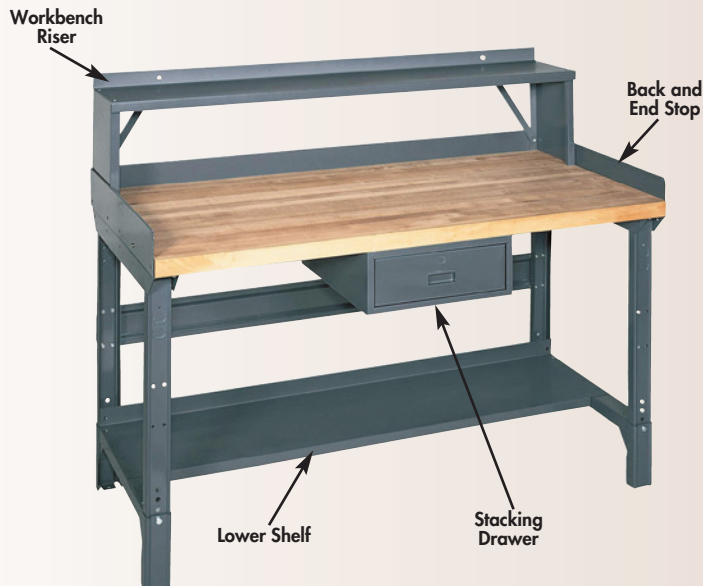
Non-conductive surface, ideal for electronic job applications. Melamine-laminated, gray scrim satin finish. 1 1/8" thick.

Steel Top:

Smooth surface will not crack or absorb oil. 12 gauge steel with gray powder coat finish. 1 3/8" thick.



Bench Tops



Workbench Accessories

- **Workbench Riser** provides extra shelf space and has 2" high back stop to keep items from falling off.
 - **Back and End Stops** are constructed of 16 gauge steel and extends 3" above top surface to keep items from falling off.
 - **Stackable Drawer** mounts to underside of bench top and can be double stacked to provide additional storage space.
 - **Lower Shelf** increases storage capacity and keeps items tucked away. Constructed of 16 gauge steel.
 - All accessories have gray durable powder coat finish.
- FOB Shipping Point.

WORKBENCH ACCESSORIES				
Product No.	Description	Size W x D x H	Wt. (lbs.)	Price Ea.
H5410	Workbench Riser	60 x 10 1/2 x 12"	18	\$68.51
H5411	Workbench Riser	72 x 10 1/2 x 12"	21	85.73
H5503	Back and End Stop	60 x 30 x 3"	12	39.57
H5505	Back and End Stop	72 x 30 x 3"	13	45.23
H5506	Back and End Stop	72 x 36 x 3"	14	48.59
HSD2014	Stackable Drawer	17 1/4 x 20 x 6 1/2"	15	88.89
H5602	Lower Shelf	60 x 15 x 2"	22	52.50
H5603	Lower Shelf	72 x 15 x 2"	27	60.91

WORKBENCHES, STANDS & TABLES



POWDER coated
gray finish.



HFT Folding Table


HFT Folding Table
Shown Folded Down



HUA Workbench with
Flush Top



HWB Workbench



HWC with Riser, Bins &
Power Strip Options



HWT with Louvered
Panel Option Also
Available With Pegboard
as HWR



HWV Work Stand
Also Available In 2
Shelf as HWS



HWE Work Table with
Drawer Option

WORKBENCHES, STANDS & TABLES

- All welded construction for immediate use, heavy duty performance, and long life.
- 12 gauge steel shelves (except 16,000 lb. capacity has 1/4" plate).
- Prepunched floor mounting pads.
- Powder coat Gray finish.
- FOB Shipping Point.

FOLDING TABLES – tables with folding legs. Starters with add-ons allow for continuous length with ability for adjustments. Some assembly is required.
WORKBENCHES – 1/2 bottom shelf with 4" back support, 2" sq. tube frame. Options include: risers, bins, power strips, and pegboard or louvered panels.

WORK STANDS – available in 2 or 3 shelf models, 1/2" x 3/8" thick corner posts.

WORK TABLES – available in 4,000, 8,000 and 16,000 lb. capacities. 4,000 lb. with drawer available.

Product No.	Type	FOLDING TABLES		Wt. (lbs.)	Price Ea.
		Size W x L x H			
HFT404	Starter	36" x 48" x 28"-42"		126	\$314.77
HFT405	Starter	36" x 60" x 28"-42"		146	346.15
HFT406	Starter	36" x 72" x 28"-42"		164	377.54
HFT404-AD	Add On	36" x 48" x 28"-42"		106	240.92
HFT405-AD	Add On	36" x 60" x 28"-42"		126	272.31
HFT406-AD	Add On	36" x 72" x 28"-42"		144	304.62

Product No.	Cap. (lbs.)	WORKBENCHES		Wt. (lbs.)	Price Ea.
		Size W x L x H			
HWB360	3,000	30" x 60" x 34"		176	352.62
HWB372	3,000	30" x 72" x 34"		202	369.23

Product No.	Cap. (lbs.)	WORKBENCHES WITH FLUSH TOP		Wt. (lbs.)	Price Ea.
		Size W x L x H			
HUA360	3,000	30" x 60" x 34"		176	352.62
HUA372	3,000	30" x 72" x 34"		202	369.23

Product No.	Cap. (lbs.)	WORKBENCHES WITH RISER OPTION		Wt. (lbs.)	Price Ea.
		Size W x L x H			
HWA360	3,000	30" x 60" x 34"		220	431.08
HWA372	3,000	30" x 72" x 34"		252	453.23

Product No.	Cap. (lbs.)	WORKBENCHES WITH RISER, BINS AND POWER STRIP OPTION		Wt. (lbs.)	Price Ea.
		Size W x L x H	Bins		
HWC360	3,000	30" x 60" x 34"	10	238	595.38
HWC372	3,000	30" x 72" x 34"	12	274	626.77

Product No.	Cap. (lbs.)	WORKBENCHES WITH PEGBOARD PANEL OPTION		Wt. (lbs.)	Price Ea.
		Size W x L x H			
HWR360	3,000	30" x 60" x 35"		210	537.23
HWR372	3,000	30" x 72" x 35"		240	559.38

Product No.	Cap. (lbs.)	WORKBENCHES WITH LOUVERED PANEL OPTION		Wt. (lbs.)	Price Ea.
		Size W x L x H			
HWT360	3,000	30" x 60" x 35"		206	537.23
HWT372	3,000	30" x 72" x 35"		234	559.38

Product No.	Cap. (lbs.)	WORK STANDS - TWO SHELF		Wt. (lbs.)	Price Ea.
		Size W x L x H			
HWS136	2,000	18" x 36" x 30"		74	154.15
HWS148	2,000	18" x 48" x 30"		88	168.00

Product No.	Cap. (lbs.)	WORK STANDS - THREE SHELF		Wt. (lbs.)	Price Ea.
		Size W x L x H			
HWV136	2,000	18" x 36" x 32"		92	205.85
HWV148	2,000	18" x 48" x 32"		112	225.23

Product No.	Cap. (lbs.)	WORK TABLES IN 4,000, 8,000 AND 16,000 LB. CAPACITY		Wt. (lbs.)	Price Ea.
		Size W x L x H			
HWG460	4,000	36" x 60" x 34"		272	587.08
HWG472	4,000	36" x 72" x 34"		310	673.85
HWF460	8,000	36" x 60" x 34"		284	650.77
HWF472	8,000	36" x 72" x 34"		326	735.69
HWD460	16,000	36" x 60" x 34"		376	781.85
HWD472	16,000	36" x 72" x 34"		436	886.15

Product No.	Cap. (lbs.)	WORK TABLES WITH DRAWER OPTION		Wt. (lbs.)	Price Ea.
		Size W x L x H			
HWE460	4,000	36" x 60" x 34"		294	693.23
HWE472	4,000	36" x 72" x 34"		332	779.08

SHOP STANDS & CABINETS



Shop Stands

• Ships 100% ready-to-use.

3000 lb. capacity shop stands feature heavy-duty welded frames of 1½" 18 ga, tubular steel and a choice of industrial quality bench tops. Choose from 3 styles - Standard (HSS), 2 Shelf (HS2) or Drawer & Shelf (HSD) units. Each stand includes dual purpose floor pads that allow it to be secured permanently in place and inserts that will accept casters (sold separately). Steel color options: Beige, Black, Blue, Gray, and Red. 1¼" thick top choices are Wood Comp, Plastic SE and Maple. Laminate options: Almond, Gray, Black and White. Shop stands are available in 2 sizes and 3 heights. Custom sizes are available -- contact dealer for details. Make the stands mobile by adding a set of four 4" casters (2 swivel, 2 swivel/locking) which will mount on any model of shop stand. Casters will add 5¼" of overall height to the stand and reduce weight capacity to 1000 lbs. FOB Shipping Point.



Model HSS with Maple Top and Casters

Add **SPACE** and **STORAGE** in the shop at a **LOW COST**



Model HS2 with Wood Comp Top



Model HSD with Plastic SE Top

SHOP STANDS									
WOOD COMP				PLASTIC SE			MAPLE		
STANDARD (HSS) MODEL									
Size W x D x H	Product No.	Wt. (lbs.)	Price Ea.	Product No.	Wt. (lbs.)	Price Ea.	Product No.	Wt. (lbs.)	Price Ea.
18 x 24 x 24"	HSS12A90	46	\$171.03	HSS12A60	46	\$177.09	HSS12A94	46	\$191.24
18 x 24 x 30"	HSS12B90	52	174.56	HSS12B60	52	180.61	HSS12B94	52	194.77
18 x 24 x 36"	HSS12C90	58	178.10	HSS12C60	58	184.16	HSS12C94	58	198.31
24 x 36 x 24"	HSS23A90	73	202.30	HSS23A60	73	209.30	HSS23A94	73	239.04
24 x 36 x 30"	HSS23B90	79	206.19	HSS23B60	79	213.19	HSS23B94	79	242.93
24 x 36 x 36"	HSS23C90	85	212.04	HSS23C60	85	219.04	HSS23C94	85	248.79
2-SHELF (HS2) MODEL									
18 x 24 x 24"	HS212A90	58	\$192.27	HS212A60	58	\$198.33	HS212A94	58	\$212.49
18 x 24 x 30"	HS212B90	64	197.59	HS212B60	64	203.64	HS212B94	64	217.80
18 x 24 x 36"	HS212C90	70	204.66	HS212C60	70	210.71	HS212C94	70	224.87
24 x 36 x 24"	HS223A90	95	260.74	HS223A60	95	267.74	HS223A94	95	297.49
24 x 36 x 30"	HS223B90	101	266.04	HS223B60	101	273.04	HS223B94	101	302.79
24 x 36 x 36"	HS223C90	107	271.36	HS223C60	107	278.36	HS223C94	107	308.10
DRAWER & SHELF (HSD) MODEL									
18 x 24 x 24"	HSD12A90	57	\$234.77	HSD12A60	57	\$240.83	HSD12A94	57	\$254.99
18 x 24 x 30"	HSD12B90	63	239.20	HSD12B60	63	245.26	HSD12B94	63	259.41
18 x 24 x 36"	HSD12C90	69	243.17	HSD12C60	69	249.23	HSD12C94	69	263.39
24 x 36 x 24"	HSD23A90	92	312.23	HSD23A60	92	319.23	HSD23A94	92	348.97
24 x 36 x 30"	HSD23B90	98	316.77	HSD23B60	98	323.77	HSD23B94	98	353.51
24 x 36 x 36"	HSD23C90	104	320.73	HSD23C60	104	327.73	HSD23C94	104	357.47

HC4GNM Casters, 4 x 1½", Gray Wt. 7 (lbs.) Price per set of 4 \$67.27

Cabinet Style Workbenches

• All-welded with 1" square tube 18 ga. framework and sheet metal panels.

Versatile and durable Cabinet Workbenches are ideal for tool shops, production and warehouse area or general office environments. All doors have locking handles, keyed alike. Adjustable 16 ga. steel interior shelves. Drawers are full-extension, 100 lb. capacity and are arranged horizontally and vertically. Cabinets are 30"D x 34"H and 60", 72" or 96" long. Cabinets ship fully assembled. Add optional accessories and have a complete workstation (optional accessories ship separately, assembly required). Overhead components are individually keyed and separated inside. Steel color options: Beige, Black, Blue, Gray, and Red--please specify. Bench top options: 1¼" Wood Comp, 1¼" Plastic TM, and 1¼" Maple. Standard laminate options: Almond, Black, White, and Gray--please specify. FOB Shipping Point.



HC53H97 Fully Accessorized

CABINET STYLE WORKBENCHES										
WOOD COMP			PLASTIC TM			MAPLE				
Size D x H x L	Cabinet Style	Product No.	Wt. (lbs.)	Price Ea.	Product No.	Wt. (lbs.)	Price Ea.	Product No.	Wt. (lbs.)	Price Ea.
30 x 34 x 60"	Basic Unit, No Drawers	HC5D226	330	\$852.70	HC5D250	306	\$879.86	HC5D297	320	\$959.26
30 x 34 x 60"	3 Horizontal Drawers	HC53H26	353	988.30	HC53H50	329	1,015.46	HC53H97	343	1,094.86
30 x 34 x 60"	4 Vertical Drawers	HC54V26	364	1,076.14	HC54V50	340	1,103.30	HC54V97	354	1,182.70
30 x 34 x 72"	Basic Unit, No Drawers	HC6D326	358	968.56	HC6D350	328	986.26	HC6D397	346	1,096.37
30 x 34 x 72"	4 Horizontal Drawers	HC64H26	402	1,164.34	HC64H50	372	1,182.04	HC64H97	390	1,292.16
30 x 34 x 72"	4 Vertical Drawers	HC64V26	402	1,118.27	HC64V50	372	1,135.97	HC64V97	390	1,246.09
30 x 34 x 96"	Basic Unit, No Drawers	HC8D326	403	1,061.51	HC8D350	373	1,120.71	HC8D397	388	1,262.93
30 x 34 x 96"	6 Horizontal Drawers	HC86H26	469	1,356.54	HC86H50	439	1,415.74	HC86H97	454	1,557.96
30 x 34 x 96"	8 Vertical Drawers	HC88V26	490	1,478.97	HC88V50	460	1,538.17	HC88V97	475	1,680.39

OPTIONAL OVERHEAD ACCESSORIES			
Product No.	Description	Wt. (lbs.)	Price Ea.
HOLF5	60" Overhead Light Frame	48	\$120.61
HOLF6	72" Overhead Light Frame	49	123.90
HBR5	60" Bin Rail*	16	35.33
HBR6	72" Bin Rail*	18	36.76
HPS4	4-Outlet Power Strip, 15 amp**	5	63.19
HPEG25	60" Pegboard, ½" Holes*	18	71.49
HPEG26	72" Pegboard, ½" Holes*	22	81.47
HPBS28	9 x 28" Pegboard Shelf***	7	42.81
HLOK145	60" Overhead Locker, 3 door, 14 x 14"	65	281.60
HLOK146	72" Overhead Locker, 4 door, 14 x 14"	87	335.27
HSL4	48" Shop Light, w/o Bulbs*	16	66.50

*Requires one Overhead Light Frame

**Requires one Bin Rail

***Requires Pegboard



HC8D326



HC6D24V50

INDUSTRIAL WORKBENCHES & ACCESSORIES



Packing Bench

Order a fully accessorized bench as shown.

COMPLETE PACKING BENCHES					
Product No.	Size D x L	Bench Top	Wt. (lbs.)	Price Ea.	
HPB3053165	30 x 60"	Plastic SE	438	\$1,219.19	
HPB3053197	30 x 60"	Maple	440	1,270.09	
HPB3063165	30 x 72"	Plastic SE	492	1,300.31	
HPB3063197	30 x 72"	Maple	495	1,369.70	

Start with a Basic Bench with Plastic SE or Maple top and add the individual components as needed.

BASIC BENCHES					
Product No.	Size D x L	Bench Top	Wt. (lbs.)	Price Ea.	
HDSB3053165	30 x 60"	Plastic SE	147	\$343.87	
HDSB3053197	30 x 60"	Maple	149	394.77	
HDSB3063165	30 x 72"	Plastic SE	163	372.01	
HDSB3063197	30 x 72"	Maple	166	441.40	

- Enamel Finish available in Beige, Black, Blue, Gray and Red--please specify.
- Laminates available in White, Almond, Black and Gray--please specify.
- All products are made to order -- Please allow a 10-14 day lead time from order to shipment.
- No minimum purchase requirements.

PACKING BENCH COMPONENTS				
Product No.	Description	Wt. (lbs.)	Price Ea.	
HUCS5	60" Underbench Carton Storage	70	\$186.36	
HUCS6	72" Underbench Carton Storage	78	207.17	
HUTS5	60" Underbench Tissue Shelf	44	140.56	
HUTS6	72" Underbench Tissue Shelf	52	152.33	
HDSAG4	Height Adjusters 31-37" (set of 4)	8	44.26	
HOLF5	60" Overhead Light Frame	48	120.61	
HOLF6	72" Overhead Light Frame	49	123.90	
HBR5	60" Bin Rail*	16	35.33	
HBR6	72" Bin Rail*	18	36.76	
HPS4	4-Outlet Power Strip, 15 amp**	5	63.19	
HACS5	60" Adj. Catalog Shelf*	22	79.69	
HACS6	72" Adj. Catalog Shelf*	24	86.33	
HOC55	60" Overhead Carton Storage*	62	138.83	
HOC56	72" Overhead Carton Storage*	79	147.87	
HSL4	48" Shop Light, w/o Bulbs*	16	66.50	

*Requires one Overhead Light Frame
**Requires one Bin Rail



Basic Bench Accessorized with Packing Bench Components and Plastic SE Top

Heavy-Duty Tubular Framework Double Stringer Work Benches

- 1½" square tubular 18 gauge steel welded frame is built for durability.
- Enamel Finish available in Beige, Black, Blue, Gray and Red - please specify.

Double stringer design provides a superior understructure to roll-formed parts. Assembles quickly and easily with basic hardware. Basic bench includes legs, stringers, leveling glides, and bench top. Fully accessorized bench includes 6" height adjustment, casters, lower shelf, drawer, 12" riser supports, matching riser shelf, back and end stops for bench, back and end stops for riser and 4 outlet power strip. All parts can be ordered separately to meet individual requirements. Contact dealer for specific pricing. FOB Shipping Point.

Standard colors for the Plastic SE tops are Almond, Gray, White and Black - please specify. Also available in other colors - call dealer for more information.



Basic Bench with Maple Top

31" FIXED HEIGHT BASIC BENCHES												
WOOD COMP TOP				PLASTIC SE TOP			STEEL TOP			MAPLE TOP		
Size W x D	Product No.	Wt. (lbs.)	Price Ea.	Product No.	Wt. (lbs.)	Price Ea.	Product No.	Wt. (lbs.)	Price Ea.	Product No.	Wt. (lbs.)	Price Ea.
48 x 30"	HDSB3043126	133	\$285.40	HDSB3043165	131	\$303.86	HDSB3043117	123	\$330.09	HDSB3043197	132	\$352.44
60 x 30"	HDSB3053126	150	310.23	HDSB3053165	147	343.87	HDSB3053117	138	352.89	HDSB3053197	149	394.77
72 x 30"	HDSB3063126	168	332.17	HDSB3063165	163	372.01	HDSB3063117	153	376.34	HDSB3063197	166	441.40
48 x 36"	HDSB3643126	149	317.74	HDSB3643165	147	343.20	HDSB3643117	135	364.23	HDSB3643197	148	402.96
60 x 36"	HDSB3653126	169	343.31	HDSB3653165	166	381.43	HDSB3653117	154	393.74	HDSB3653197	168	449.06
72 x 36"	HDSB3663126	190	376.00	HDSB3663165	185	418.43	HDSB3663117	172	425.63	HDSB3663197	188	503.21

31-37" ADJUSTABLE HEIGHT FULLY ACCESSORIZED BENCHES												
Size W x D	Product No.	Wt. (lbs.)	Price Ea.	Product No.	Wt. (lbs.)	Price Ea.	Product No.	Wt. (lbs.)	Price Ea.	Product No.	Wt. (lbs.)	Price Ea.
48 x 30"	HDSC3043126	221	\$831.83	HDSC3043165	218	\$893.74	HDSC3043117	197	\$836.73	HDSC3043197	219	\$961.56
60 x 30"	HDSC3053126	253	878.89	HDSC3053165	248	968.96	HDSC3053117	223	879.21	HDSC3053197	251	1,060.11
72 x 30"	HDSC3063126	287	921.26	HDSC3063165	278	1,028.47	HDSC3063117	249	921.19	HDSC3063197	283	1,159.20
48 x 36"	HDSC3643126	237	866.83	HDSC3643165	234	935.74	HDSC3643117	229	873.53	HDSC3643197	235	1,014.73
60 x 36"	HDSC3653126	272	914.61	HDSC3653165	267	1,009.16	HDSC3653117	239	922.71	HDSC3653197	270	1,117.04
72 x 36"	HDSC3663126	309	967.74	HDSC3663165	300	1,077.54	HDSC3663117	268	973.13	HDSC3663197	305	1,223.67



Fully Accessorized Mobile Bench with Wood Comp Top

Industrial Bench Tops

- Three worksurface selections suitable for most industrial applications.
- Other styles and sizes are available.
- FOB Shipping Point.



Maple

1½" Butcher block rock-hard edge glued strips provide strength and durability.

Excellent in tool shops. Durakryl finish repels most solvents.



Wood Comp

1½" Super-Hard high density particle board top and bottom,

sealed to resist conventional liquids. Core is 45 lb. p.b. with traditional hardwood bands on all sides.



Plastic SE

1½" thick high-pressure laminate work surface. 45 lb. particle board core with hpl top and edging. Paper backer sheet on bottom. Standard

colors for the Plastic SE tops are Almond, Gray, White and Black - please specify. Also available in other colors - call dealer for more information.

INDUSTRIAL BENCH TOPS									
Size W x L	Wood Comp.-Series 26			Plastic SE-Series 65			Maple-Series 97		
	Product No.	Wt. (lbs.)	Price Ea.	Product No.	Wt. (lbs.)	Price Ea.	Product No.	Wt. (lbs.)	Price Ea.
30 x 48"	H26304	70	\$126.73	H65304	70	\$145.19	H97304	70	\$193.77
30 x 60"	H26305	88	148.74	H65305	88	182.39	H97305	88	233.29
30 x 72"	H26306	105	167.33	H65306	105	207.17	H97306	105	276.56
30 x 96"	H26308	140	233.73	H65308	140	278.00	H97308	140	368.74
36 x 48"	H26364	84	148.07	H65364	84	173.53	H97364	84	233.29
36 x 60"	H26365	105	170.83	H65365	105	208.94	H97365	105	276.57
36 x 72"	H26366	126	200.16	H65366	126	242.59	H97366	126	327.37
36 x 96"	H26368	168	267.44	H65368	168	279.77	H97368	168	442.11

Security Computer Workstation

All-welded computer workstation features lower cabinet with locking doors, slide-out keyboard tray with mouse area and locking pull-down hood. Protects sensitive equipment from tampering and dust. Includes a 15-amp power strip/surge protection and internal fan to dissipate heat accumulation. Available in Beige, Blue, Black or Gray - please specify. FOB Shipping Point.

HSUCD Wt. 195 (lbs.) Price Ea. \$1,064.00



WORK BENCHES

Pucel
Enterprises, Inc.

Optional Side & Backstops

Industrial Work Benches

- Built for heavy-duty support and working surface – handles loads up to 3000 lbs.
- Perfect for assembly or maintenance work.



Here's the bench designed for hard work and durability. Made of 12 ga. steel top, 16 ga. stringers and shelves. The top, stringer and legs are standard bench components and are all reinforced for additional strength. Standard height 32 1/2". All benches 96" or longer have 3 bench legs. Available in Steel Top or Maple Top. Custom design available. 13 standard colors. FOB Shipping Point. Laminate and composition available.

DRAWERS

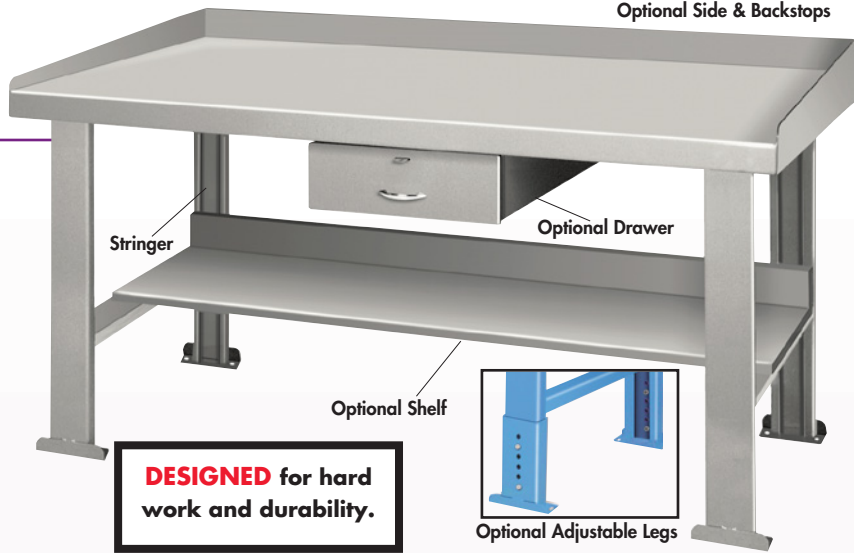
HT1416-1 Measures 14"W. x 15"D. x 5"H.
Wt. 15 (lbs.) Price Ea. **\$49.03**

HT1424-1 Measures 14"W. x 23"D. x 5"H.
Wt. 26 (lbs.) Price Ea. **\$60.40**

ADJUSTABLE LEGS

HABL-2 For 48", 60", 72"W. Benches.
Wt. 5 (lbs.) Add **\$45.31**

HABL-3 For 96", 120"W. Benches.
Wt. 6 (lbs.) Add **\$67.95**



DESIGNED for hard work and durability.

OPTIONAL ACCESSORIES

SIDE & BACKSTOPS --

Product No.	SHELF Wt. (lbs.)	Price Ea.	FOR STEEL TOPS			MAPLE WOOD TOPS				
			Product No.	Bench Size D x W	Wt. (lbs.)	Price Ea.	Product No.	Bench Size D x W	Wt. (lbs.)	Price Ea.
HSH-48	18	\$41.26	H2448S	24 x 48"	15	\$40.74	H2448W	24 x 48"	16	\$40.74
HSH-60	22	49.61	H2460S	24 x 60"	17	44.92	H2460W	24 x 60"	16	44.92
HSH-72	26	56.74	H2472S	24 x 72"	19	49.09	H2472W	24 x 72"	20	49.09
HSH-96	34	75.89	H2496S	24 x 96"	26	67.68	H3048W	30 x 48"	20	46.65
HSH-120	42	90.15	H24120S	24 x 120"	29	74.92	H3060W	30 x 60"	22	49.61
HSH-48	18	41.26	H2848S	28 x 48"	19	46.65	H3072W	30 x 72"	24	52.56
HSH-60	22	49.61	H2860S	28 x 60"	21	49.61	H3096W	30 x 96"	29	69.72
HSH-72	26	56.74	H2872S	28 x 72"	23	52.56	H30120W	30 x 120"	32	80.26
HSH-96	34	75.89	H2896S	28 x 96"	28	69.72	H3648W	36 x 48"	22	48.38
HSH-120	42	90.15	H28120S	28 x 120"	31	80.26	H3660W	36 x 60"	24	51.34
HSH-48	18	41.26	H3448S	34 x 48"	21	31.29	H3672W	36 x 72"	26	56.74
HSH-60	22	49.61	H3460S	34 x 60"	23	51.34	H3696W	36 x 96"	31	72.68
HSH-72	26	56.74	H3472S	34 x 72"	25	56.74	H36120W	36 x 120"	35	87.13
HSH-96	34	75.89	H3496S	34 x 96"	30	72.68				
HSH-120	42	90.15	H34120S	34 x 120"	34	87.13				

For Benches 34"H. Add \$16.86
For a Maple Top Work Bench
Shipped Set-Up Add \$28.10

Wall/Bench Storage Cabinets

- Designed for wall hanging or convenient bench use.
- Durable all-welded heavy duty construction features.

WC Series

Flush mount double doors with 2-point locking handle. Shelf is adjustable. Can be mounted on a wall or bench. FOB Shipping Point.


WBC Series

Helps keep small parts organized and ready in instant retrieval. Doors are secured with a cylinder lock (2 keys included). Can be mounted on a wall or bench. FOB Shipping Point.

WC SERIES				
Product No.	Size W x D x H	No. Shelves	Wt. (lbs.)	Price Ea.
HWC-3027	30 x 14 x 27"	1	60	\$236.45
HWC-3627	36 x 14 x 27"	1	68	258.04
HWC-4827	48 x 14 x 27"	1	88	303.47
WBC SERIES				
Product No.	Size W x D x H	No. Shelves	Wt. (lbs.)	Price Ea.
HWBC-2621-4	26 1/2 x 9 x 21"	4	39	112.59
HWBC-2630-6	26 1/2 x 9 x 30"	6	53	151.60
HWBC-2630-3	26 1/2 x 9 x 30"	3	44	129.74
HWBC-3524-2	35 1/2 x 9 x 24"	2	45	141.00



COLOR CHART
13 Colors available at NO additional cost. Gray, Dark Green, Vista Green, Dark Brown, Beige, Dark Blue, Light Blue, Orange, Red, Putty, Black, White, and Yellow -- please specify. Delivery is not affected by color choice. Custom Colors available at additional cost. Custom Design...All items can be modified to suit your needs. Call for information.



Ergonomic Hydraulic Work Benches

- These ergonomic benches allow operators to adjust their work surface.
- Accommodates specific height need with ease.

Puts the work surface at the right height for back and fatigue saving productivity. Benches can be ordered with 8", 12" or 16" height adjustment. 1000 lbs. capacity for 8" and 12" adjustment, 750 lbs. for 16" adjustment. 16" adjustment available on benches 34"D. or larger. Manual crank folds under the bench when not in use. Electric unit can adjust height with the push of a button. Custom design available. 13 standard colors. FOB Shipping Point. Specify height adjustment...

STEEL TOP BENCHES						
Size D x W	Product No.	MANUAL		ELECTRIC		
		Wt. (lbs.)	Price Ea.	Product No.	Wt. (lbs.)	Price Ea.
28 x 48"	HHBS-2848-M8	169	\$1,316.04	HHBS-2848-E8	187	\$1,808.02
28 x 60"	HHBS-2860-M8	187	1,347.53	HHBS-2860-E8	205	1,839.51
28 x 72"	HHBS-2872-M8	204	1,384.86	HHBS-2872-E8	222	1,876.82
28 x 96"	-	-	-	HHBS-2896-E8*	298	2,327.47
28 x 120"	-	-	-	HHBS-28120-E8*	334	2,374.57
34 x 48"	HHBS-3448-M8	186	1,348.49	HHBS-3448-E8	204	1,840.46
34 x 60"	HHBS-3460-M8	206	1,389.04	HHBS-3460-E8	224	1,879.79
34 x 72"	HHBS-3472-M8	226	1,428.36	HHBS-3472-E8	244	1,919.10
34 x 96"	-	-	-	HHBS-3496-E8*	327	2,373.99
34 x 120"	-	-	-	HHBS-34120-E8*	367	2,444.08
WOOD TOP						
Size D x W	Product No.	Wt. (lbs.)	Price Ea.	Product No.	Wt. (lbs.)	Price Ea.
30 x 48"	HHBW-3048-M8	178	1,473.47	HHBW-3048-E8	196	1,964.23
30 x 60"	HHBW-3060-M8	203	1,539.73	HHBW-3060-E8	221	2,031.70
30 x 72"	HHBW-3072-M8	227	1,602.06	HHBW-3072-E8	245	2,092.81
30 x 96"	-	-	-	HHBW-3096-E8*	329	2,622.45
30 x 120"	-	-	-	HHBW-30120-E8*	377	2,808.20
36 x 48"	HHBW-3648-M8	194	1,531.32	HHBW-3648-E8	212	2,022.07
36 x 60"	HHBW-3660-M8	222	1,610.56	HHBW-3660-E8	240	2,102.53
36 x 72"	HHBW-3672-M8	249	1,683.42	HHBW-3672-E8	267	2,175.40
36 x 96"	-	-	-	HHBW-3696-E8*	359	2,733.97
36 x 120"	-	-	-	HHBW-36120-E8*	412	2,875.79

*Benches 96" or longer have 3 legs and 6 cylinders.
Electric
E8-8" adjustment E12-12" adjustment E16-16" adjustment
Manual
M8-8" adjustment M12-12" adjustment M16-16" adjustment
Height Adjustment (Add No. to Product No.)
-M12 For Manual 12" adjustment. Add \$16.86
-E12 For Electric 12" adjustment. Add \$16.86
-M16 For Manual 16" adjustment. Add \$32.59
-E16 For Electric 16" adjustment. Add \$32.59
(For Manual or Electric 16" adjustment on benches 96" or longer. Add \$51.69)

CABINET WORK BENCHES

Pucel
Enterprises, Inc.



COLOR CHART

13 Colors available at NO additional cost.

Gray	Dark Green
Vista Green	Dark Brown
Beige	Dark Blue
Light Blue	Orange
Red	Putty
Black	White
Yellow	

Delivery is not affected by color choice.

Custom Colors... available at additional cost.

Custom Design... All items can be modified to suit your needs. Call for information.

Cabinet Work Benches

- Customizable work bench to fit your needs.

Sliding doors are factory installed and equipped with cylinder lock and 2 keys. Shelves are adjustable on 4" centers. Optional high pressure laminate or composition top, side and back stops, bench risers and extra shelves available -- contact dealer for pricing. FOB Shipping Point.



Basic with Door & Shelf



Basic with Door



Basic with Shelf



Basic

CABINET WORK BENCHES															
Size		Top	Product No.	Basic			Basic With Shelf			Basic with Door and Shelf			Basic With Door		
D x W	D x W			Wt. (lbs.)	Price Ea.	Product No.	Wt. (lbs.)	Price Ea.	Product No.	Wt. (lbs.)	Price Ea.	Product No.	Wt. (lbs.)	Price Ea.	
28 x 60"	28 x 60"	Steel	HCS-2860	204	\$540.84	HCS-2860-S	239	\$625.54	HCS-2860-SD	283	\$727.19	HCS-2860-D	248	\$642.49	
28 x 72"	28 x 72"	Steel	HCS-2872	234	619.36	HCS-2872-S	274	712.66	HCS-2872-SD	326	831.13	HCS-2872-D	286	737.72	
30 x 60"	30 x 60"	Wood	HCW-3060	220	703.72	HCW-3060-S	255	788.42	HCW-3060-SD	300	890.33	HCW-3060-D	264	805.38	
30 x 72"	30 x 72"	Wood	HCW-3072	254	815.03	HCW-3072-S	295	908.60	HCW-3072-SD	346	1,026.70	HCW-3072-D	306	933.39	

Cabinet Drawer Work Bench

- Provides a large working space with large storage area.

There are three 1421-1 drawers mounted side by side with cylinder locks.

Cabinet features two doors, a keyed handle and one centered fixed shelf.

Comes with 1 3/4" thick hardwood top.

Optional steel, composition or laminate top, side and backstops available --

contact dealer for pricing. FOB Shipping Point.



Drawer Base Work Bench

- Features 16 drawers for maximum storage.

Drawers are furnished with a padlock loop for security. All drawers are equipped with full extension ball bearing steel slides

for smooth operation and durability.

There is a 14" x 8" tray to hold small items and keep them within easy reach.

Optional hardwood, steel, composition or laminate top,

and cylinder locks available -- contact dealer for pricing.

FOB Shipping Point.



CABINET DRAWER WORK BENCH				
Product No.	Size D x W	Top	Wt. (lbs.)	Price Ea.
HW-3060-CD	30 x 60"	Wood	310	\$1,080.99

DRAWER BASE WORK BENCH				
Product No.	Size D x W	Top	Wt. (lbs.)	Price Ea.
HDBU-3072-W	30 x 72"	Wood	565	\$1,600.69

Cabinet and Drawer Work Benches

- Four drawer and door units can be ordered in any combination to form an overall base.

Drawer units are designed with 20 gauge steel on full extension ball bearing steel slides. Each is equipped with a padlock loop and small parts tray. Door cabinets include keyed handle and adjustable shelf. HFDB series contain 1 file drawer and 2 box drawers on each pedestal. All units are 34" overall height with No. 6 base. Optional high pressure laminate, or composition top, side and back stops, cylinder locks, risers and extra shelves available -- contact dealer for pricing. FOB Shipping Point.



HCDB Series



HCB Series

HFDB Series

HDB Series

CABINET WORK BENCHES														
Size		Top	With Drawer and Door Cabinets			With Door Cabinets			With Drawer Cabinets			With File and Drawer Cabinets		
D x W	D x W		Product No.	Wt. (lbs.)	Price Ea.	Product No.	Wt. (lbs.)	Price Ea.	Product No.	Wt. (lbs.)	Price Ea.	Product No.	Wt. (lbs.)	Price Ea.
28 x 60"	28 x 60"	Steel	HCDB-2860-S	240	\$688.07	HCB-2860-S	205	\$527.65	HDB-2860-S	300	\$854.91	HFDB-2860-S	300	\$840.25
28 x 72"	28 x 72"	Steel	HCDB-2872-S	275	721.47	HCB-2872-S	230	558.49	HDB-2872-S	320	884.46	HFDB-2872-S	320	869.80
30 x 60"	30 x 60"	Wood	HCDB-3060-W	245	829.82	HCB-3060-W	210	669.40	HDB-3060-W	305	996.66	HFDB-3060-W	305	982.00
30 x 72"	30 x 72"	Wood	HCDB-3072-W	280	894.98	HCB-3072-W	235	732.00	HDB-3072-W	325	1,057.97	HFDB-3072-W	325	1,043.31

All-Welded Workbenches



Extra Heavy Duty Welded Workbenches

- Stationary models have a rugged 10,000 lb. capacity.
- Mobile models have a 3,600 lb. or 5,000 lb. capacity.

Extra strong 7 ga. (3/16") reinforced steel top with rounded "comfort edges". Stationary models can support up to 10,000 lbs. Mobile models have a 3,600 lbs. or 5,000 lbs. capacity. Heavy 2" x 2" angle legs are 1/2" thick with welded 7 ga. gussets. Stationary models have 3" x 3" footpads with anchor holes. Mobile units come with 6" or 8" phenolic casters - 2 swivel, 2 rigid with floor lock. 12 ga. lower shelf for added storage. Fixed height units are 34"H. or 36"H. Adjustable height units adjust from 28" to 38" on 1" centers. Powder coated finish. FOB Shipping Point.

Optional Heavy Duty Drawer

-HD Measures 26"W. x 20"D. x 6". Center mount w/Padlock Hasp. Wt. 39 (lbs.) Price Ea. \$179.10

10,000 lb. CAPACITY STATIONARY WELDED WORKBENCH						
FIXED HEIGHT WORKBENCH				ADJUSTABLE HEIGHT WORKBENCH		
Size D x W	Product No.	Wt. (lbs.)	Price Ea.	Product No.	Wt. (lbs.)	Price Ea.
30 x 48"	HWW-3048	187	\$404.78	HWW-3048-ADJ	212	\$521.19
36 x 60"	HWW-3660	250	501.49	HWW-3660-ADJ	275	617.91
36 x 72"	HWW-3672	287	548.06	HWW-3672-ADJ	312	664.48
42 x 84"	HWW-4284	421	746.87	HWW-4284-ADJ	446	863.28

MOBILE MODELS - 2 SWIVEL 2 RIGID PHENOLIC CASTERS AND FLOOR LOCK						
6" CASTERS, 34"H, 3600 LB. CAPACITY				8" CASTERS, 36"H, 5000 LB. CAPACITY		
Size D x W	Product No.	Wt. (lbs.)	Price Ea.	Product No.	Wt. (lbs.)	Price Ea.
30 x 48"	HWW3048-6PHFL	271	\$583.88	HWW3048-8PHFL	276	\$616.12
30 x 60"	HWW3060-6PHFL	303	653.73	HWW3060-8PHFL	308	685.97
36 x 72"	HWW3672-6PHFL	374	745.07	HWW3672-8PHFL	379	777.31
42 x 84"	HWW4284-6PHFL	511	952.84	HWW4284-8PHFL	516	985.07



HWW-3048



Adjustable Height with Optional Drawer -HD Drawer



HWW3060-HD-6PHFL
Shown with Optional Drawer



HWW3060-6PHFL
Mobile Models Have Floor Locks

Welded Workbenches

All-welded units ship set up and ready for immediate use. Half depth lower shelf has lip at rear. Open base models have centered angle iron cross braces, allowing leg room on both sides. Durable powder coat finish. FOB Shipping Point.

Optional Locking Drawer

-DR Measures 13"W. x 17"D. x 4 1/2"H. Wt. 15 (lbs.) Price Ea. \$116.42

STEEL TOP

12 gauge steel tops are double reinforced for exceptional strength and rigidity.

36" FIXED HEIGHT BENCHES								
WITH LOWER SHELF				WITH OPEN BASE				
Size D x W	Cap. (lbs.)	Product No.	Wt. (lbs.)	Price Ea.	Product No.	Wt. (lbs.)	Price Ea.	Product No.
24 x 48"	5000	HWST2-2448-36	109	\$250.75	HWST1-2448-36	87	\$240.00	HWST1-3048-36
30 x 48"	5000	HWST2-3048-36	124	277.61	HWST1-3048-36	98	259.70	HWST1-3060-36
30 x 60"	4500	HWST2-3060-36	183	302.69	HWST1-3060-36	151	279.40	HWST1-3072-36
30 x 72"	4000	HWST2-3072-36	216	360.00	HWST1-3072-36	172	325.97	HWST1-3660-36
36 x 60"	4500	HWST2-3660-36	204	349.25	HWST1-3660-36	166	308.06	HWST1-3672-36
36 x 72"	4000	HWST2-3672-36	231	386.87	HWST1-3672-36	187	336.72	HWST1-3684-36
36 x 84"	3000	HWST2-3684-36	254	438.81	HWST1-3684-36	207	392.24	

ADJUSTABLE HEIGHT BENCHES - 27" TO 41" IN 2" INCREMENTS								
WITH LOWER SHELF				WITH OPEN BASE				
Size D x W	Cap. (lbs.)	Product No.	Wt. (lbs.)	Price Ea.	Product No.	Wt. (lbs.)	Price Ea.	Product No.
24 x 48"	5000	HWST2-2448-AH	111	\$304.48	HWST1-2448-AH	89	\$293.73	HWST1-3048-AH
30 x 48"	5000	HWST2-3048-AH	126	331.34	HWST1-3048-AH	100	313.43	HWST1-3060-AH
30 x 60"	4500	HWST2-3060-AH	185	356.42	HWST1-3060-AH	153	333.13	HWST1-3072-AH
30 x 72"	4000	HWST2-3072-AH	218	413.73	HWST1-3072-AH	174	379.70	HWST1-3660-AH
36 x 60"	4500	HWST2-3660-AH	206	402.99	HWST1-3660-AH	168	361.79	HWST1-3672-AH
36 x 72"	4000	HWST2-3672-AH	233	440.60	HWST1-3672-AH	189	390.45	HWST1-3684-AH
36 x 84"	3000	HWST2-3684-AH	256	492.54	HWST1-3684-AH	209	445.97	



HWST2-3060-AH
Steel Top Adjustable Height Model
With Lower Shelf



HWST1-3060-36-DR
Steel Top Fixed Height Model
With Open Base
Shown with -DR Drawer



HWSJ2-3060-AH-DR
Butcher Block Top
Adjustable Height Model
With -DR Drawer

BUTCHER BLOCK TOPS

Premium 1 3/4" hardwood is sanded and varnished for a smooth, durable work surface.

ADJUSTABLE HEIGHT BENCHES						
FIXED HEIGHT 37"			ADJUSTABLE HEIGHT 28" TO 42 1/2"			
Size D x W	Product No.	Wt. (lbs.)	Price Ea.	Product No.	Wt. (lbs.)	Price Ea.
24 x 48"	HWSJ2-2448-36	125	\$429.85	HWSJ2-2448-AH	123	\$474.63
30 x 60"	HWSJ2-3060-36	199	617.91	HWSJ2-3060-AH	203	662.69
30 x 72"	HWSJ2-3072-36	224	716.42	HWSJ2-3072-AH	229	761.19

15,000 lbs. Capacity Workbenches

3" structural channel frame and legs. 34" high top is formed 7 ga. (3/16") and lower shelf is 12 ga. Durable powder coat finish. FOB Shipping Point.

15,000 LBS. CAPACITY WORKBENCHES			
Product No.	Size D x W	Wt. (lbs.)	Price Ea.
HWX-3660-34	36 x 60"	348	\$678.81
HWX-3672-34	36 x 72"	396	751.38
HWX-4284-34	42 x 84"	532	945.65



HWX-4284-34

WORKBENCHES



HWA-2848
Shown with DR-KIT

Welded Workbenches with Backstops

- Ship fully assembled.
- Double reinforced 12 ga. steel tops with 3" high backstop.
- Half-depth lower shelf with a 3" lip at rear.

Stationary Models- 3,000 lb. Capacity

Adjustable from 27" to 41" high in 2" increments with formed legs. Fixed heights are 36" high with angle iron legs and have footpads with 3/8" lag hole. FOB Shipping Point.

STATIONARY WORKBENCH						
ADJUSTABLE HEIGHT		FIXED HEIGHT				
Size D x W	Product No.	Wt. (lbs.)	Price Ea.	Product No.	Wt. (lbs.)	Price Ea.
28 x 48	HWA-2848	119	\$351.04	HWB-2848	106	\$306.27
28 x 60	HWA-2860	138	388.66	HWB-2860	126	343.88
28 x 72	HWA-2872	158	420.90	HWB-2872	155	376.12

Mobile Models- 1,200 lb. Capacity

5" swivel urethane casters with one-step brake system that locks down wheel and swivel simultaneously. FOB Shipping Point.

MOBILE WORKBENCH			
Product No.	Size D x W	Wt. (lbs.)	Price Ea.
HWM-2848	28 x 48	138	\$372.54
HWM-2860	28 x 60	157	410.15
HWM-2872	28 x 72	176	442.39



HWM-2848-E-PB
Shown with End Stops and Pegboard
(Tools and bins not included)

Stackable Drawer (Order separately)

Ships with mounting hardware for customer installation. Includes cylinder lock and 2 keys. Measures 13W x 17D x 4 1/2"H. FOB Shipping Point.

HDR-KIT Stackable Drawer Wt. 21 (lbs.) Price Ea. \$116.42.

Factory Installed Options (Add code to workbench Product No.)

- E End Stops: 1 1/2" high formed 12 gauge, Price Ea. \$26.87.
- PB Pegboard: 24" high 16 gauge with round hole, nut & bolt attachment. Price Ea. 48"W \$62.69, 60"W \$89.55, 72"W \$125.37.

Welded Steel Top Machine Tables

- 2,000 lb. capacity.

12 gauge smooth steel top won't warp or splinter. Legs and braces are 1 1/2" x 1 1/2" angle iron. All-welded units ship set up and ready for immediate use. Multi-shelf tables come with thick 2 x 2" foot pads and the lower shelves have a 1/2" retaining lip. FOB Shipping Point.



HMT1-2436-30



HMT-2436-2

SINGLE SHELF MACHINE TABLES			
Product No.	Size D x W x H	Wt. (lbs.)	Price Ea.
HMT1-1824-30	18 x 24 x 30"	35	\$93.13
HMT1-1824-36	18 x 24 x 36"	37	96.72
HMT1-2436-30	24 x 36 x 30"	52	118.21
HMT1-2436-36	24 x 36 x 36"	55	121.79
HMT1-2448-30	24 x 48 x 30"	82	154.03
HMT1-2448-36	24 x 48 x 36"	86	157.61
2-SHELF MACHINE TABLES			
HMT-1824-2	18 x 24 x 32 1/2"	53	\$132.54
HMT-2436-2	24 x 36 x 32 1/2"	80	166.57
HMT-2448-2	24 x 48 x 32 1/2"	100	200.60

Heavy Duty Welded Steel Tables

- 10,000 lb. capacity.

Top is formed from 3/8" thick steel reinforced with angle iron. Legs are 2 x 2 x 1/4" angle and have footpads with lag holes. All-welded construction. FOB Shipping Point.



HMTH1-2830-30

SINGLE SHELF MACHINE TABLES			
Product No.	Size D x W x H	Wt. (lbs.)	Price Ea.
HMTH1-2230-30	22 x 30 x 30"	108	\$266.87
HMTH1-2230-36	22 x 30 x 36"	114	277.61
HMTH1-3036-30	30 x 36 x 30"	140	317.01
HMTH1-3036-36	30 x 36 x 36"	147	327.76
HMTH1-3048-30	30 x 48 x 30"	170	361.79
HMTH1-3048-36	30 x 48 x 36"	179	372.54

Mobile Tables

- 12 ga. Welded steel construction means no assembly.
- Supports loads up to 1,000 lbs.

Tables are 34"H. and roll on 4 swivel casters for maneuverability with non-marking 5" polyurethane wheels. FOB Shipping Point.



HIP-2448-2BRK
Shown with Wheel Brakes

MOBILE WORK TABLES			
Product No.	Size D x W	Wt. (lbs.)	Price Ea.
2 SHELF 24 1/2" CLEARANCE 34"H			
HIP-2436-2	24 x 36"	87	\$218.51
HIP-2448-2	24 x 48"	107	243.58
HIP-2460-2	24 x 60"	127	293.73
HIP-3048-2	30 x 48"	125	282.99
HIP-3060-2	30 x 60"	151	325.97

Factory Caster Options (installed on all 4 casters) add suffix:

BRK Wheel Brakes: Price Ea. \$8.96

-TL Total Lock (Locks swivel and wheel), Price Ea. \$35.82

Heavy Duty Mobile Tables

3/8" reinforced steel top with 2" angle iron frame. Heavy service 8" phenolic casters, 4 swivel with brakes. FOB Shipping Point.



HIPH-3060-8PHBK

HEAVY DUTY MOBILE TABLES			
Product No.	Size D x W	Wt. (lbs.)	Price Ea.
HIPH-3048-8PHBK	30 x 48"	211	\$565.97
HIPH-3060-8PHBK	30 x 60"	261	605.37
HIPH-3672-8PHBK	36 x 72"	290	680.60

Butcher Block Top Tables

1 1/2" thick Butcher Block top on welded steel frame for long lasting durability. Fully assembled and ready to use. FOB Shipping Point.



HWT-2448-LL-DR
Leg Leveler Model Shown with Optional Drawer

BUTCHER BLOCK TOP TABLES LEG LEVELER MODELS - 32-35" HIGH, 2000 LBS. CAPACITY			
Product No.	Size D x W	Wt. (lbs.)	Price Ea.
HWT-2424-LL	24 x 24"	90	\$282.99
HWT-2436-LL	24 x 36"	110	354.63
HWT-2448-LL	24 x 48"	130	426.27
SWIVEL CASTER MODELS - 3" BRAKE CASTERS, 1000 LBS. CAPACITY			
HWT-2424-3R	24 x 24"	95	\$311.64
HWT-2436-3R	24 x 36"	115	383.28
HWT-2448-3R	24 x 48"	135	454.93

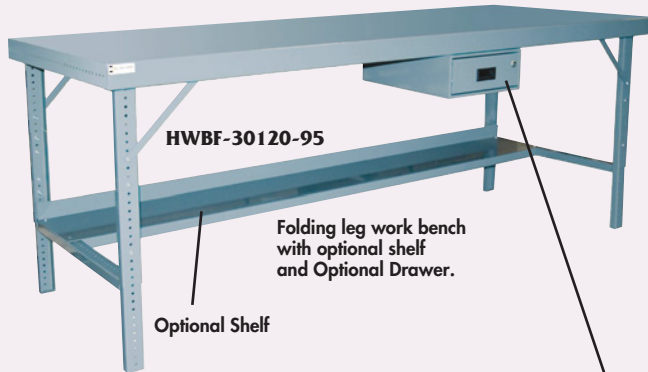
-DR Factory Installed Locking Drawer 13"W x 17"D x 4 1/2"H Price Ea. \$116.41

QUALITY WORK BENCHES

DURHAM MFG®
Est. 1922

Folding Leg Style Benches

- Hinged legs are welded to the underside of the bench.
- Have support braces to hold legs in place -- no stringers needed!



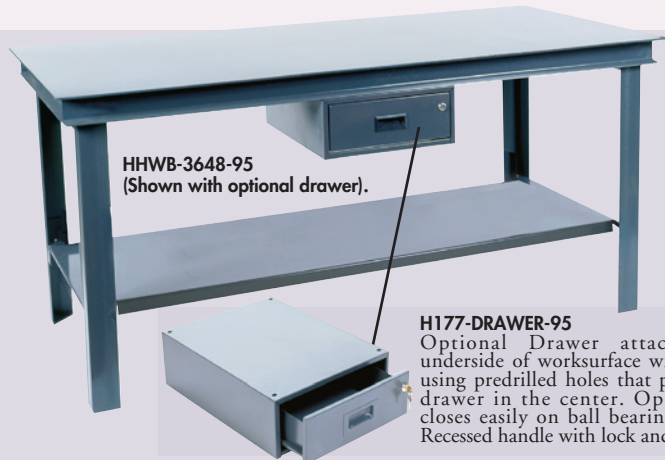

HWBF-30120-95

Folding leg work bench with optional shelf and Optional Drawer.

Optional Shelf

Optional Drawer

Optional Drawer attaches to underside of worksurface with bolts using predrilled holes that place the drawer in the center. Opens and closes easily on ball bearing slides. Recessed handle with lock and 2 keys. Measures 13 $\frac{1}{2}$ x 19 $\frac{1}{2}$ x 5". **H177-DRAWER-95** Wt. 20 (lbs.) Price Ea. \$84.58



HHWB-3648-95
(Shown with optional drawer).

H177-DRAWER-95

Optional Drawer attaches to underside of worksurface with bolts using predrilled holes that place the drawer in the center. Opens and closes easily on ball bearing slides. Recessed handle with lock and 2 keys.

Heavy-Duty Work Benches

- Built to support loads up to 12,000 lbs.
- Extra thick $\frac{3}{8}$ " ga. steel top for superior supporting power.
- Shipped assembled, ready for use.

Features heavy-duty, all-welded steel construction. Lower shelf is made of 12 ga. steel with 500 lb. capacity. Angle iron legs are 2" x 2" x $\frac{1}{4}$ ". Footpads measure 3" x 3" x $\frac{1}{4}$ " with $\frac{3}{8}$ " dia. anchor holes. Finished in durable Gray powder coat. FOB Shipping Point.

HEAVY DUTY WORK BENCHES			
Product No.	Top Size D x L	Wt. (lbs.)	Price Ea.
HHDWB-3048-95	30 x 48"	272	\$383.27
HHDWB-3660-95	36 x 60"	343	454.15
HHDWB-3672-95	36 x 72"	389	505.55

Ergonomic Work Benches

- Available in Folding Leg or Basic leg designs.
- Easily adjust surface heights from 28" to 42" above the floor.

Choose the right work height for any work application. Add shelves and drawers as needed. These rugged work benches create more comfortable and productive work areas. Strong 2000 lb. capacity evenly distributed. Available with Steel Top or Tempered Hardboard over steel top. Assembles in minutes. Gray powder coat finish. FOB Shipping Point.

FOLDING LEG STYLE BENCHES						
Size W x D	ALL STEEL TOP			TEMPERED HARDBOARD OVER STEEL TOP		
	Product No.	Wt. (lbs.)	Price Ea.	Product No.	Wt. (lbs.)	Price Ea.
60 x 30"	HWBF-3060-95	115	\$369.12	HWBF-TH-3060-95	129	\$442.66
60 x 36"	HWBF-3660-95	129	388.09	HWBF-TH-3660-95	145	469.60
72 x 30"	HWBF-3072-95	127	379.91	HWBF-TH-3072-95	143	454.72
72 x 36"	HWBF-3672-95	142	396.16	HWBF-TH-3672-95	162	472.87
96 x 30"	HWBF-3096-95	160	430.16	HWBF-TH-3096-95	182	510.85
96 x 36"	HWBF-3696-95	180	463.63	HWBF-TH-3696-95	207	525.01
96 x 48"	HWBF-4896-95	226	547.99	HWBF-TH-4896-95	263	578.48
120 x 30"	HWBF-30120-95	222	590.76	HWBF-TH-30120-95	250	717.79
120 x 36"	HWBF-36120-95	247	615.30	HWBF-TH-36120-95	270	745.21
120 x 48"	HWBF-48120-95	308	711.27	HWBF-TH-48120-95	355	816.66

Optional Shelves

- For use with folding leg benches.

14 ga. steel shelves have 2 $\frac{1}{2}$ " back lip and 1 $\frac{1}{2}$ " front flange. Easily bolts to cross braces on legs and sits 11 $\frac{1}{2}$ " above the floor.

OPTIONAL SHELVES			
Product No.	For Benches	Wt. (lbs.)	Price Ea.
HWB-SHELF-60-95	60"L.	19	\$41.33
HWB-SHELF-72-95	72"L.	23	46.03
HWB-SHELF-96-95	96"L.	40	58.49
HWB-SHELF-120-95	120"L.	50	75.97

Extra Heavy-Duty Work Benches

- Built to support loads up to 14,000 lbs.
- $\frac{1}{4}$ " thick steel plate work surface welded to 3" "C" channel frame.
- $\frac{3}{8}$ " x 3" thick angle iron, sturdy steel legs.

These Extra Heavy-duty Workbenches make it easy to work on the heaviest assemblies at a comfortable level. All models include a 29 $\frac{1}{2}$ " deep shelf that sits 10" above floor. Durable, gray powder coat finish is four times thicker than wet paint and resistant to corrosion and rust. Ships fully welded, ready for use. FOB Shipping Point.

EXTRA HEAVY-DUTY WORKBENCHES			
Product No.	Size W x D x H	Wt. (lbs.)	Price Ea.
HHWB-3648-95	48 x 36 x 34"	316	\$528.63
HHWB-3660-95	60 x 36 x 34"	353	587.90
HHWB-3672-95	72 x 36 x 34"	390	655.87
H177-DRAWER-95	13 $\frac{1}{2}$ x 19 $\frac{1}{2}$ x 5"	20	84.58

$\frac{3}{8}$ " ga. corner gussets for better weight distribution.

Under-table angle iron reinforcement for increased weight bearing capacity.

Safe, smooth radius edges.



HHDWB -3048-95

Extra large footpads to secure lagging to the floor.

Heavier welds for increased strength.

WORKBENCHES & UTILITY STORAGE



Hallowell Heavy-Duty Adjustable Leg Workbenches

• Three styles of top surfaces to choose from, all 1 1/4" thick.

Hallowell Workbenches take our rugged durability to the workstation. Constructed of only the finest materials and represent the pinnacle in quality, strength, and stability, our industrial workbenches are designed to withstand the harshest work environments year-in and year-out. With the flexible selection of standard and cost-effective components, including side and back stops, risers, drawers and lower shelves, these highly efficient units insure maximum productivity in the workplace.

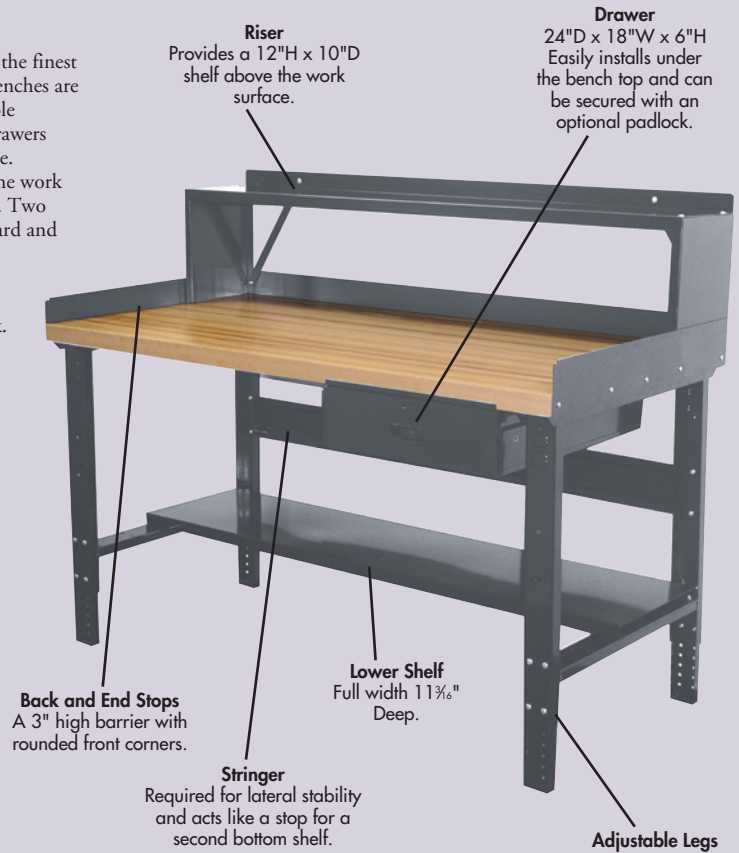
Choose from three styles of tops. **Steel Top** is made of heavy 12 ga. steel with no holes on the work surface, will withstand hard shop use for years. Will not crack, splinter, gouge, or absorb oil. Two end channels provided with each top. **Shop Top** is made of layered high density particle board and offers superior screw holding characteristics. The top and bottom layers are sealed to resist conventional spills. The nonconductive, splinter proof top is 30% harder than maple.

Laminated Top is made from thoroughly seasoned, kiln dried hardwood, face-glued to provide an extremely durable, attractive and long lasting work surface. All tops are 1 1/4" thick.

All workbenches include legs, rear stringer and applicable Workbench Top. FOB Shipping Point.

HALLOWELL HEAVY-DUTY ADJUSTABLE WORKBENCH				
Product No.	Size W x D x H	Workbench Top Type	Wt. (lbs.)	Price Ea.
HWB4830E	48 x 30 x 34"	Shop Top	123	\$245.36
HWB6030E	60 x 30 x 34"	Shop Top	145	287.59
HWB7230E	72 x 30 x 34"	Shop Top	170	328.28
HWB7236E	72 x 36 x 34"	Shop Top	200	387.05
HWB4830H	48 x 30 x 34"	Laminated Hardwood Top	123	341.56
HWB6030H	60 x 30 x 34"	Laminated Hardwood Top	145	407.83
HWB7230H	72 x 30 x 34"	Laminated Hardwood Top	170	486.28
HWB7236H	72 x 36 x 34"	Laminated Hardwood Top	200	576.67
HWB4830S	48 x 30 x 34"	Steel Top, 12 ga.	97	193.16
HWB6030S	60 x 30 x 34"	Steel Top, 12 ga.	113	222.33
HWB7230S	72 x 30 x 34"	Steel Top, 12 ga.	125	245.84
HWB7236S	72 x 36 x 34"	Steel Top, 12 ga.	146	288.13

HALLOWELL WORKBENCH ACCESSORIES				
Product No.	Size W x D x H	Description	Wt. (lbs.)	Price Ea.
HPWB-LS-48	48 x 10 x 1"	Lower Shelf	15	\$39.28
HPWB-LS-60	60 x 10 x 1"	Lower Shelf	19	50.25
HPWB-LS-72	72 x 10 x 1"	Lower Shelf	23	60.96
HWB-BD-1824	18 x 24 x 6"	Drawer Kit	20	63.28
HWB-BES-4830	48 x 30 x 6"	Back & End Stop Kit	15	20.75
HWB-BES-6030	60 x 30 x 6"	Back & End Stop Kit	19	25.92
HWB-BES-7230	72 x 30 x 3"	Back & End Stop Kit	22	28.99
HWB-BES-7236	72 x 36 x 3"	Back & End Stop Kit	25	30.65
HWB-BR-48	48 x 8 x 10 1/2"	Shelf Riser	13	54.15
HWB-BR-60	60 x 8 x 10 1/2"	Shelf Riser	14	63.31
HWB-BR-72	72 x 8 x 10 1/2"	Shelf Riser	17	73.36



Fort Knox Workbenches

Fort Knox Modular Utility Storage and Workbench System Modular components allow you to custom design your perfect workspace. Workbench Pedestals are available in three models. Workbench pedestals can be used stand-alone or as supports for workbench tops. These versatile all welded heavy duty modules are available in multiple sizes and configurations to meet your specific storage requirements. Choose from Rugged Steel, Laminated Hardwood and Composite Core Resin Board workbench tops. Each top is 1 1/4" thick. Lower shelf designed to span between workbench pedestals. These shelves add additional storage below your work surface. Side and back Rail Kits provide edging to your workbench to prevent items from sliding or rolling off your work surface. Fort Knox Workbench components are production items. Please call for lead times. FOB Shipping Point.

FORT KNOX WORKBENCHES				
Product No.	Size W x D x H	Description	Wt. (lbs.)	Price Ea.
HFKWP8432-1BR-HT	18 x 24 x 32"	Single Door Workbench Pedestal	72	\$794.97
HFKWP4432-1BR-HT	24 x 24 x 32"	Double Door Workbench Pedestal	91	883.28
HFKWP8432-3D-BR-HT	18 x 24 x 32"	3 Drawer Workbench Pedestal	112	971.61
HFKWP4432-3D-BR-HT	24 x 24 x 32"	3 Drawer Workbench Pedestal	139	1,079.59
HFKWP8432-6D-BR-HT	18 x 24 x 32"	6 Drawer Workbench Pedestal	141	1,059.95
HFKWP4432-6D-BR-HT	24 x 24 x 32"	6 Drawer Workbench Pedestal	175	1,177.72
HFKWT6024E	60 x 24 x 1 1/4"	Composite Workbench Shop Top	111	156.65
HFKWT7224E	72 x 24 x 1 1/4"	Composite Workbench Shop Top	134	186.89
HFKWT6024M	60 x 24 x 1 1/4"	Laminated Hardwood Workbench Top	111	252.84
HFKWT7224M	72 x 24 x 1 1/4"	Laminated Hardwood Workbench Top	134	313.28
HFKWT6024S	60 x 24 x 1 1/4"	Steel Workbench Top, 12 ga.	72	104.44
HFKWT7224S	72 x 24 x 1 1/4"	Steel Workbench Top, 12 ga.	86	120.93
HFKWPS24ME-HT	24 x 8 x 3/4"	Lower Shelf	5	24.56
HFKWPS30ME-HT	30 x 8 x 3/4"	Lower Shelf	6	30.93
HFKWPS36ME-HT	36 x 8 x 3/4"	Lower Shelf	8	36.83
HFKSBRK6024RR-HT	60 x 24 x 3"	Side and Back Rail Kit	10	62.84
HFKSBRK7224RR-HT	72 x 24 x 3"	Side and Back Rail Kit	11	74.60



WORK STATION



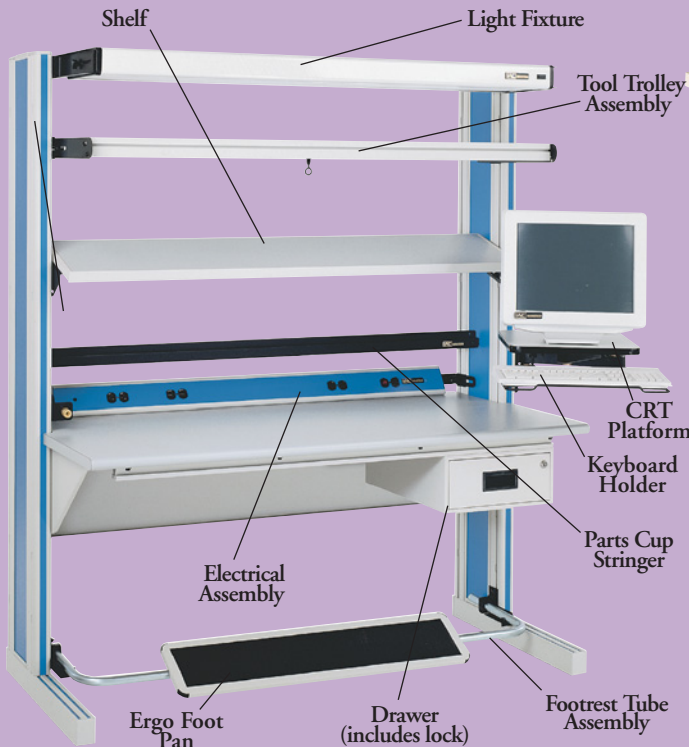
Basic Bench Shown with Options



Work Bench

- From a basic bench to an option loaded work bench.
- Front and rear heavy gauge top support beams allow 1000 lbs. distributed weight on worksurface.

Worksurface height is 30" -- adjusts to 32", 34" and 36"H. 180° rolled front edge. ESD includes ground studs and 10' ground cord. Sky Blue paint with White laminate worksurface. FOB Shipping Point.



Single Sided Starter Shown With Options

Dimension 4 Modular Workstations

- Add all the accessories you need for the perfect workstation.
- 180° rolled front edge for extra comfort.

Workstations are fully adjustable, enabling each worker to set up footrest, shelving, work surface and other components for personal comfort and efficiency. The Single Sided Starter is the first building block for the single sided system. A basic unit includes two uprights, laminate worksurface, a left and right side worksurface support bracket, work surface support hat sections and modesty panel. Adder Units have one upright and are used to create additional workstations attached to the Starter Unit. D4 components are ergonomically designed to improve efficiency and productivity. Choose from a variety of accessories, ESD options and productivity enhancing upgrades. UL listed. FOB Shipping Point.

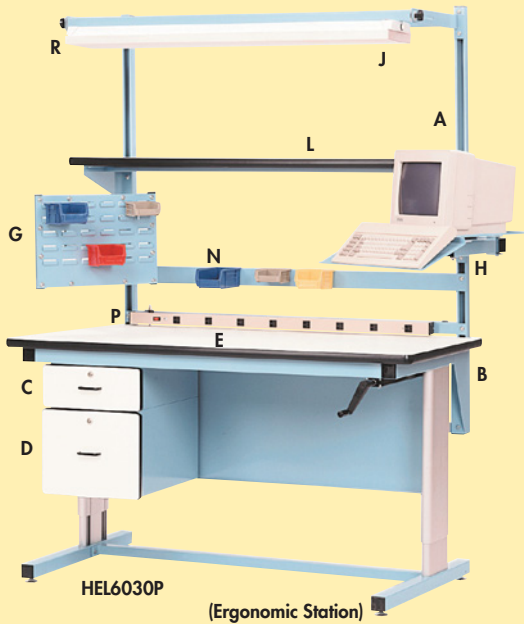
MODULAR WORKSTATIONS						
Size D x L x H	Standard Version			ESD Version		
	Product No.	Wt. (lbs.)	Price Ea.	Product No.	Wt. (lbs.)	Price Ea.
30" x 60" x 72"	HQS-2000044	185	\$999.00	HQS-2000344	185	\$1,187.00
30" x 72" x 72"	HQS-2000074	210	1,054.00	HQS-2000374	210	1,210.00
ADD ON UNITS	Standard Version		ESD Version			
30" x 60" x 72"	HQS-2001044	150	\$668.00	HQS-2001344	150	\$857.00
30" x 72" x 72"	HQS-2001074	175	726.00	HQS-2001374	175	904.00

ACCESSORIES			
Product No.	Description	Wt. (lbs.)	Price Ea.
HQS-2050002	6" Drawer, Textured Gray 6"H. x 20"D. x 15"W.	30	\$180.00
HQS-2050004	12" Drawer, Textured Gray 12"H. x 20"D. x 15"W.	35	239.00
HQS-2011922	12" Shelf, Dove Gray Laminate 12"D. x 60"L.	30	120.00
HQS-2011932	12" Shelf, Dove Gray Laminate 12"D. x 72"L.	36	124.00
HQS-2011962	12" ESD Shelf, Gray Laminate 12"D. x 60"L.	30	193.00
HQS-2011972	12" ESD Shelf, Gray Laminate 12"D. x 72"L.	36	209.00
HQS-2012302	Light Fixture 8' Power Cord UL Listed 60"L.	35	298.00
HQS-2012303	Light Fixture 8' Power Cord UL Listed 72"L.	42	314.00
HQS-2012212	Electrical Assembly 8' Power Cord UL Listed 60"L.	15	184.00
HQS-2012213	Electrical Assembly 8' Power Cord UL Listed 72"L.	20	205.00
HQS-2012172	Parts Cup Stringer Textured Black 60"L.	10	66.00
HQS-2012173	Parts Cup Stringer Textured Black 72"L.	14	75.00
HQS-2012182	Parts Cup Stringer ESD Black 60"L. ESD	10	85.00
HQS-2012183	Parts Cup Stringer ESD Black 72"L. ESD	14	91.00
HQS-2012122	Footrest Tube Assembly Bright Zinc 60"L.	10	81.00
HQS-2012123	Footrest Tube Assembly Bright Zinc 72"L.	10	91.00
HQS-2012158	Foot Pan 36" Fits 60" or 72" Footrest Tubes	10	76.00
HQS-2012622	CRT Platform Rotates 360° 15" x 15" x 3/8" Thick	20	188.00
HQS-2012633	Keyboard Holder 18"W. x 2 3/4"H. x 9 1/4"D.	3	45.00
HQS-2012452	Tool Trolley With One Sliding Tool Hanger 60"L.	20	93.00
HQS-2012453	Tool Trolley With One Sliding Tool Hanger 72"L.	25	97.00

WORK BENCH BASIC BENCH			
Product No.	Size D x L x H	Wt. (lbs.)	Price Ea.
HQS-1000002-D	30 x 60 x 30"	125	\$458.00
HQS-1000003-D	30 x 72 x 30"	140	499.00
HQS-1000013-D	36 x 72 x 30"	144	548.00
ESD BENCH			
HQS-1006002-D	30 x 60 x 30"	125	625.00
HQS-1006003-D	30 x 72 x 30"	140	694.00
HQS-1006013-D	36 x 72 x 30"	144	775.00

INSTRUMENT SHELF			
Product No.	Size STANDARD SHELF	Wt. (lbs.)	Price Ea.
HQS-1020002-D	15"D. x 60"L. x 18"H.	75	\$248.00
HQS-1020003-D	15"D. x 72"L. x 18"H.	85	267.00
ESD SHELF			
HQS-1020102-D	15"D. x 60"L. x 18"H. ESD	75	343.00
HQS-1020103-D	15"D. x 72"L. x 18"H. ESD	85	381.00
RISER ELECTRICAL PANEL			
Includes 4 duplexes (115v, 15amp) with switch and cord. 15 amp pilot light switch/circuit breaker combination.			
HQS-1022161-D		10	127.00
ELECTRICAL CHANNEL			
Includes 4 115V 15 amp 60 Hz duplexes, circuit breaker and 8' cord			
HQS-1022122-D	52"L. (fits on 60" bench)	15	154.00
HQS-1022123-D	64"L. (fits on 72" bench)	17	174.00
UNDERSHELF LIGHT			
HQS-1022322	48" Light Fixture	12	137.00
DRAWERS & CABINETS			
HQS-1050002-D	5"H. x 15"W. x 18"D. Single Drawer	30	169.00
HQS-1050004-D	12"H. x 15"W. x 18"D. Single File Drawer	35	228.00
HQS-1050005-D	12"H. x 15"W. x 18"D. Single Cabinet w/Door Lock	30	198.00
HQS-1050033		1	13.00
FOOTREST TUBE			
HQS-1021502	60" Footrest Assembly	5	63.00
HQS-1021503	72" Footrest Assembly	6	67.00
ERGO FOOTREST PAN (not shown)			
Attaches to footrest tube.			
HQS-1021622	24"L.	7	72.00

PRO-LINE ERGONOMIC WORK STATIONS



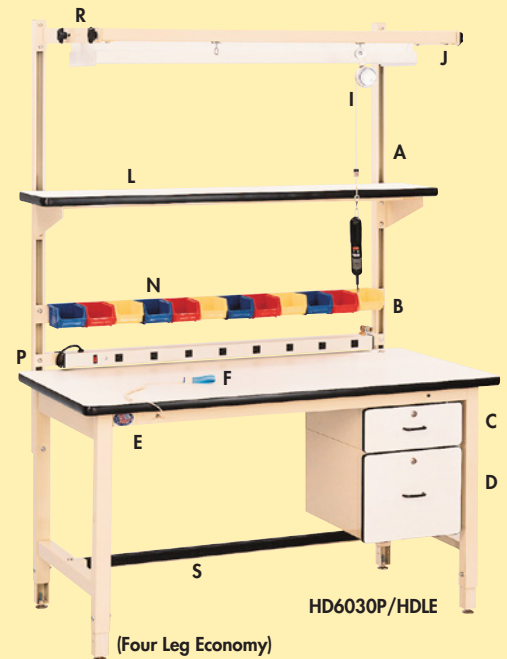
Ergonomic Base Work Stations

- Height adjustable work surface reduces repetitive motion injury and fatigue.
- Hand crank safely and easily folds out of the way.

Ergonomic work stations help increase productivity by creating a station to meet your needs. Workers of every size can perform tasks comfortably by turning the handle to adjust the work surface. Durable and rugged 330 lb. capacity. Work stations efficiently handle multiple shifts and tasks at one place. Tough 1.25" thick work surface stands up to hard industrial work. "T" mold edges with rounded corner adds a handsome touch. Work station includes surface, frame and leveling glides. 20" steel modesty panel provides lateral support. Available in Beige, Blue, or Gray -- please specify. FOB Shipping Point.

Four Leg Economy

Handsome workstation provides efficient pull-pin height adjustment. Industrial grade features includes 16 ga. 2" square legs, 2" thick front and 8" thick back rails. Safely handles 1000 lb. capacity loads.



Product No.	Size L x W	Adjustable Height	Work Surface	Wt. (lbs.)	Price Ea.
HEL6030P	60 x 30"	30-42"	Standard laminate	140	\$1310.00
HEL6030C	60 x 30"	30-42"	EDS laminate	140	1466.00
HEL7230P	72 x 30"	30-42"	Standard laminate	155	1377.00
HEL7230C	72 x 30"	30-42"	EDS laminate	155	1539.00
FOUR LEG ECONOMY ERGONOMIC BASE WORK STATION					
HHD6030P/HDLE	60 x 30"	30-36"	Standard laminate	115	395.00
HHD6030C/HDLE	60 x 30"	30-36"	EDS laminate	115	531.00
HHD7230P/HDLE	72 x 30"	30-36"	Standard laminate	130	435.00
HHD7230C/HDLE	72 x 30"	30-36"	EDS laminate	130	598.00

OPTIONAL MODULAR ACCESSORIES

Efficient ergonomic accessories move vertically with the work surface. Accessory supports have infinite adjustability. Air quick disconnect places shop air at surface. Modular drawers have smooth rounded corners. ESD ground kit and wrist strap protects ESD sensitive components in a range of 10° and 10°. Articulating bin arm extends up to 23.5" from upright. Articulating monitor arm extends up to 27.5" from upright. Tool balancer and trolley helps reduce fatigue and increases work surface organization. Overhead lights reduce eye strain. FOB Shipping Point.

OPTIONAL ACCESSORIES

Ltr. No.	Product No.	Description	Fits Work Station	Wt. (lbs.)	Price Ea.
A	HUR60	Accessory supports 48" above surface.	60" and 72"	20	\$65.00 Pr.
B	HAQDC	Air quick disconnect (mounts to ESMR)	60" and 72"	1.5	29.00
C	HMD56*	6" drawer 6"H. x 15"W. x 19.250"L.	60" and 72"	26	156.00
D	HMD512*	12" drawer 12"H. x 15"W. x 19.250"L.	60" and 72"	38	203.00
E	HHK	Drawer hanging kit (one per bench)	60" and 72"	1.15	24.00
F	HSGK-J2	ESD ground kit (ESD station only)	60" and 72"	1	53.00
G	HSGS-4	ESD wrist strap (ESD station only)	60" and 72"	1	42.00
H	HABH-1	Articulating bin arm 17" x 18"	60" and 72"	19	266.00
I	HMA-1	Articulating monitor arm 14" x 14" w/keyboard tray	60" and 72"	19	154.00
J	HTB-5	Tool balancer for tools up to 5 lbs., mounts to HLTf60, HLTf72	60" and 72"	6	76.00
K	HOLF60	60" overhead light and frame	60"	27	231.00
L	HOLF72	72" overhead light and frame	72"	38	245.00
M	HCSPL1260P	60" x 12" laminate shelf and supports	60"	30	134.00
N	HCSPL1272P	72" x 12" laminate shelf and supports	72"	36	149.00
O	HBH60	60" bin holder (bins sold separately)	60"	5.5	33.00
P	HBH72	72" bin holder (bins sold separately)	72"	6.5	36.00
Q	HES48/ESMR60	60" power supply (8 outlets 120V 15 amp) and mounting rail	60"	8.5	112.00
R	HES48/ESMR72	72" power supply (8 outlets 120V 15 amp) and mounting rail	72"	9.5	114.00
S	HLTF60	Tool suspension frame mounts to HOLF60. Includes 2 trolleys	60"	13	99.00
T	HLTF72	Tool suspension frame mounts to HOLF72. Includes 2 trolleys	72"	14	106.00
U	HFR60	60" footrest (Model HD only)	60"	6.25	39.00
V	HFR72	72" footrest (Model HD only)	72"	7.25	43.00
W	HTLC-ELQS	Total casters and mounting brackets for the Model EL	60" and 72"	15	216.00
X	HTLC-HDQS	Total casters and mounting brackets for the Model HD	60" and 72"	15.2	243.00
Y	HFSMA	Flat screen monitor arm	60" and 72"	21	147.00
Z	HFSMAKBT	KBT Keyboard for flat screen monitor arm	60" and 72"	11	98.00

*When mounting drawer to bottom of bench top, purchase HHK Drawer Hanging Kit. Wt. 1.15 (lbs.), Price Ea. \$24.00

HEAVY DUTY WORKBENCHES

5,000 lb. Capacity Kennedy Series Workbenches

BenchPro™
... Rock Solid

- America's Easiest to Assemble Benches - Tighten 2 screws on each leg and you are DONE.
- Available with adjustable leg, manual crank and hydraulic lift - contact dealer for more information.
- 180° Front Radius Ergonomic Edge. • 10-Year unconditional warranty.

These professional workbenches have been tested to easily hold over 6,600 lbs. and are offered in Blue, White, Gray, Black or Beige frame color without any additional cost - please specify color. The 2" square tubular legs have 1/4" thick steel plates welded into their center for maximum strength (see photo below). Pick any work surface height from 30" to 36", or order a custom height - contact dealer for more information. Pick any Genuine Formica™ laminated top color available in Frosty White, Black, Desert Beige, Gray or Oak at no additional charge - please specify color when ordering.

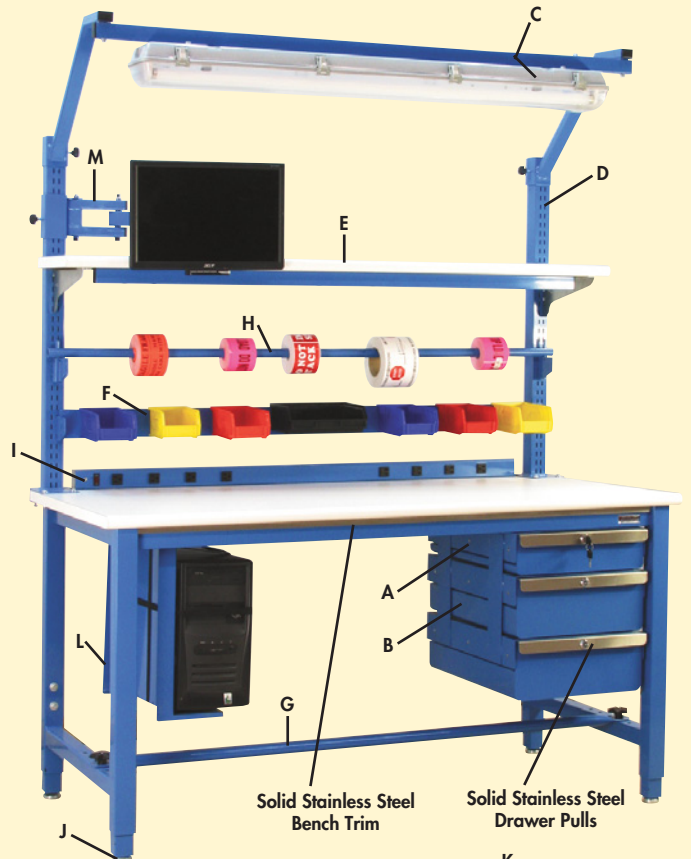
Our ESD workbench includes two wrist strap jacks, two grounding lugs, two green grounding wires and aluminum sheet underneath the ESD top for maximum conductivity. ESD tops with ergonomic rounded edges are covered with LisStat™ laminate available in White, Gray or Black - please specify.

Stainless steel tops have square edges and use 304 grade steel in 18-gauge applied over 1 1/8" thick Industrial Particleboard. We also offer 20,000 lb. capacity workbench, laboratory workbench, Class 100 Cleanroom, CleanRoom ESD, Abrasion Resistant, Chemical Resistant, Galvanized and disposable tops - contact dealer for prices.

Many optional accessories are available to customize your workbench, please see the chart below. Optional earthquake safety light fixture, Bin-Box Rails, Roll Holders and Shelves snap onto slotted uprights. Drawers come with 100 lb. capacity soft closing Full Extension Heavy Duty suspensions. Electrical options are UL Listed. Advanced function light fixture includes two T8 bulbs, integral switch, 10' cord, electronic ballast and clear acrylic defuser. Sealed against dust and other airborne particulate. FOB Shipping Point.

5,000 LB. CAPACITY KENNEDY SERIES WORKBENCHES						
HEAVY FORMICA™ LAMINATE TOP				HEAVY LISSTAT™ ESD TOP		
Size D x L	Product No.	Wt. (lbs.)	Price Ea.	Product No.	Wt. (lbs.)	Price Ea.
24 x 60"	HKF2460	75	\$347.00	HKD2460	75	\$434.00
24 x 72"	HKF2472	100	384.00	HKD2472	100	488.00
30 x 48"	HKF3048	78	338.00	HKD3048	78	422.00
30 x 60"	HKF3060	92	379.00	HKD3060	92	483.00
30 x 72"	HKF3072	113	418.00	HKD3072	113	542.00
30 x 96"	HKF3096	142	569.00	HKD3096	142	728.00
36 x 60"	HKF3660	107	418.00	HKD3660	107	538.00
36 x 72"	HKF3672	125	462.00	HKD3672	125	605.00
36 x 96"	HKF3696	174	621.00	HKD3696	174	805.00
36 x 120"	HKF36120	229	737.00	HKD36120	229	965.00
48 x 120"	HKF48120	265	852.00	HKD48120	265	1,145.00
BUTCHER BLOCK TOP				STAINLESS STEEL TOP		
Size D x L	Product No.	Wt. (lbs.)	Price Ea.	Product No.	Wt. (lbs.)	Price Ea.
24 x 60"	HKW2460	154	\$498.00	HKN2460	90	\$569.00
24 x 72"	HKW2472	176	567.00	HKN2472	118	648.00
30 x 48"	HKW3048	143	491.00	HKN3048	96	548.00
30 x 60"	HKW3060	165	573.00	HKN3060	115	644.00
30 x 72"	HKW3072	187	654.00	HKN3072	140	739.00
30 x 96"	HKW3096	231	880.00	HKN3096	178	991.00
36 x 60"	HKW3660	176	656.00	HKN3660	133	735.00
36 x 72"	HKW3672	198	750.00	HKN3672	157	843.00
36 x 96"	HKW3696	242	1,002.00	HKN3696	216	1,128.00
36 x 117"	-	-	-	HKN36117	280	1,375.00
36 x 120"	HKW36120	286	1,216.00	-	-	-
48 x 117"	-	-	-	HKN45117	320	1,678.00
48 x 120"	HKW48120	315	1,507.00	-	-	-

OPTIONS				
Letter ID	Product No.	Description	Wt. (lbs.)	Price Ea.
A	HD2	2"H x 13 1/2"W Steel Drawer	17	\$102.00
	HD4	4"H x 13 1/2"W Steel Drawer	19	105.00
B	HD6	6"H x 13 1/2"W Steel Drawer	23	106.00
	HD12F	12"H x 13 1/2"W Steel Drawer with File Rods	30	127.00
C	HLTS48	44" Overhead Light, Bulbs, Cord & Frame †	17	250.00
	HLTS60	56" Overhead Light, Bulbs, Cord & 60" Frame †	18	326.00
	HLTS72	68" Overhead Light, Bulbs, Cord & 72" Frame †	19	366.00
	HLTS96	92" Overhead Light, Bulbs, Cord & 96" Frame †	21	447.00
D	HU24	24" Upright Set (Hold Shelves & Lights)	7	54.00
	HU36	36" Upright Set (Hold Shelves & Lights)	11	70.00
	HTS1248	12 x 48" Formica Top Shelves	27	84.00
	HTS1260	12 x 60" Formica Top Shelves	33	102.00
	HTS1272	12 x 72" Formica Top Shelves	40	120.00
E	HTS1296	12 x 96" Formica Top Shelves	53	160.00
	HTSD1248	12 x 48" ESD Formica Top Shelves	27	126.00
	HTSD1260	12 x 60" ESD Formica Top Shelves	33	154.00
	HTSD1272	12 x 72" ESD Formica Top Shelves	40	182.00
	HTSD1296	12 x 96" ESD Formica Top Shelves	53	243.00
F	HB48	48" Bin Box Rail ‡	9	63.00
	HB60	60" Bin Box Rail ‡	11	71.00
	HB72	72" Bin Box Rail ‡	13	81.00
G	HF48-2P	48" Adjustable Painted Footrest	5	30.00
	HF60-2P	60" Adjustable Painted Footrest	6	35.00
	HF72-2P	72" Adjustable Painted Footrest	7	45.00
	HF96-2P	96" Adjustable Painted Footrest	8	56.00
H	HR48	48" Roll Holder ‡	3	52.00
	HR60	60" Roll Holder ‡	4	54.00
	HR72	72" Roll Holder ‡	4	57.00
	HR96	96" Roll Holder ‡	5	65.00
I	HS8-48	48" Aluminum Power Strip w/Stainless Face	4	94.00
	HS8-60	60" Aluminum Power Strip w/Stainless Face	5	101.00
	HS8-72	72" Aluminum Power Strip w/Stainless Face	6	106.00
	HS8-96	96" Aluminum Power Strip w/Stainless Face	7	122.00
J	HLP	6" Adjustable Legs *	10	44.00
K	HCL5-UB	1,200 lb. Capacity Urethane Locking Casters (Set/4)	11	153.00
L	HCH	CPU Holder	14	67.00
M	HMHLV	Articulating Monitor Holder	6	88.00



Heavy Duty Drawer with Soft Closing Mechanism



All Welded Frames with 1/4" Plate Steel

Note: Ask your sales representative about quantity discounts and hundreds of other options. * K-Series Benches are Made to Order in Any Height at no Additional Cost.

† Includes Two T8 bulbs and a rust, dust, moisture and explosion resistant fixture with switch, the deluxe mounting frame and 10' cord. 48 x 60" benches use 4' fixture. 72, 96 and 120" benches use 6' fixtures. ‡ Order necessary Upright Set separately.

HEAVY DUTY WORKBENCHES

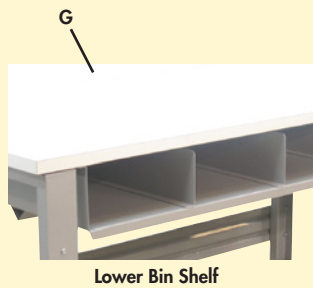
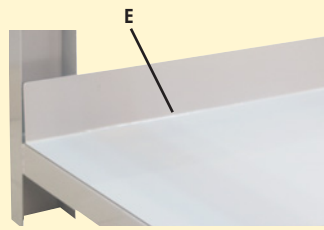
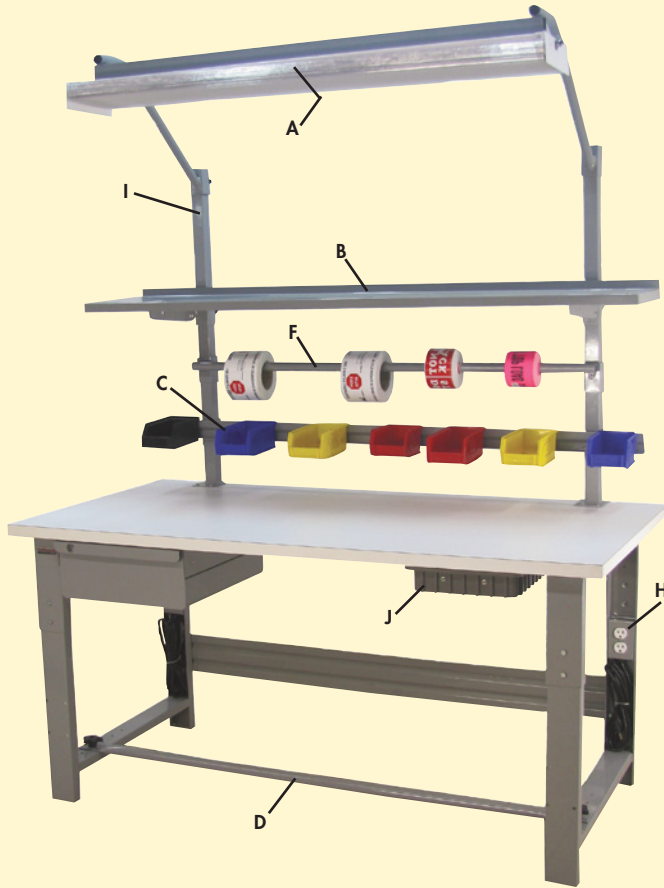
1,000 lb. Capacity Roosevelt Series Workbenches

BenchPro™
... Rock Solid

- 10-Year unconditional warranty.
- Height adjustable from 30" to 36".
- America's Easiest to Assemble Benches.
- Heavy Duty 13-gauge steel legs.
- Various Chemicals and scratch resistant powder paint.
- Meet all local, state and federal specifications.

This Workbench features the finest channel leg design available in the USA today. Height adjustment is made at the top of the leg for convenience. Standard workbench colors are Blue, Gray or Black – please specify. Select from Genuine Formica™ Laminate, LisStar™ ESD Laminate, 304 Grade Stainless Steel, or Butcher Block tops. Butcher Block tops are a combination of ash and maple hardwood strips for durability. Our ESD workbench comes with wrist strap jack on each side, a 10' green grounding wire and aluminum sheet underneath the ESD top for maximum conductivity. Standard Formica™ Laminate top colors available in Frosty White, Black, Desert Beige, Gray or Oak – please specify. Class 100 Cleanroom tops available and other colors, sizes and options are available – contact dealer for more information. FOB Shipping Point.

Adjust the height of the optional shelves, lights, bin box rails and roll holders on 1" centers with a turn of a knob.



1,000 LB. CAPACITY ROOSEVELT SERIES WORKBENCHES						
Size D x L	HEAVY FORMICA™ LAMINATE TOP			HEAVY LISSTAR™ ESD TOP		
	Product No.	Wt. (lbs.)	Price Ea.	Product No.	Wt. (lbs.)	Price Ea.
24 x 48"	HRE2448	70	\$119.00	HRD2448	70	\$206.00
24 x 60"	HRE2460	87	128.00	HRD2460	87	235.00
24 x 72"	HRE2472	104	138.00	HRD2472	104	264.00
30 x 48"	HRE3048	87	125.00	HRD3048	87	230.00
30 x 60"	HRE3060	104	137.00	HRD3060	104	262.00
30 x 72"	HRE3072	120	147.00	HRD3072	120	296.00
36 x 48"	HRE3648	90	133.00	HRD3648	90	252.00
36 x 60"	HRE3660	109	144.00	HRD3660	109	289.00
36 x 72"	HRE3672	125	157.00	HRD3672	125	327.00
36 x 96"	HRE3696	161	226.00	HRD3696	161	470.00
36 x 120"	HRE36120	185	252.00	HRD36120	185	522.00

Size D x L	BUTCHER BLOCK TOP			STAINLESS STEEL TOP		
	Product No.	Wt. (lbs.)	Price Ea.	Product No.	Wt. (lbs.)	Price Ea.
24 x 48"	HRW2448	87	\$224.00	HRN2448	87	\$278.00
24 x 60"	HRW2460	109	261.00	HRN2460	109	317.00
24 x 72"	HRW2472	130	368.00	HRN2472	130	356.00
30 x 48"	HRW3048	109	315.00	HRN3048	109	315.00
30 x 60"	HRW3060	131	371.00	HRN3060	132	362.00
30 x 72"	HRW3072	152	431.00	HRN3072	153	409.00
36 x 48"	HRW3648	115	358.00	HRN3648	114	352.00
36 x 60"	HRW3660	139	445.00	HRN3660	139	407.00
36 x 72"	HRW3672	162	497.00	HRN3672	163	461.00
36 x 96"	HRW3696	170	713.00	HRN3696	170	660.00
36 x 117"	-	-	-	HRN36117	195	732.00
36 x 120"	HRW36120	195	793.00	-	-	-

OPTIONS				
Letter ID	Product No.	Description	Wt. (lbs.)	Price Ea.
A	HRLK-48	48" Light Complete *†	10	\$162.00
	HRLK-60	60" Light Complete *†	12	176.00
	HRLK-72	72" Light Complete *†	14	186.00
B	HRTS-1248	12 x 48" Formica Top Shelf ††	27	49.00
	HRTS-1260	12 x 60" Formica Top Shelf ††	33	58.00
	HRTS-1272	12 x 72" Formica Top Shelf ††	40	76.00
	HRTSD-1248	12 x 48" ESD Formica Top Shelf ††	27	76.00
	HRTSD-1260	12 x 60" ESD Formica Top Shelf ††	33	92.00
	HRTSD-1272	12 x 72" ESD Formica Top Shelf ††	40	118.00
C	HRBR-48	48" Bin Box Rail †	3	63.00
	HRBR-60	60" Bin Box Rail †	4	71.00
	HRBR-72	72" Bin Box Rail †	5	81.00
D	HRF-44P	44" Adjustable Painted Footrest †	5	26.00
	HRF-56P	56" Adjustable Painted Footrest †	6	32.00
	HRF-68P	68" Adjustable Painted Footrest †	7	39.00
E	HRBSM-1244	12 x 44" Steel Bottom Shelf †	31	44.00
	HRBSM-1256	12 x 56" Steel Bottom Shelf †	38	50.00
	HRBSM-1268	12 x 68" Steel Bottom Shelf †	46	57.00
F	HR-48	48" Roll Holder †	3	47.00
	HR-60	60" Roll Holder †	4	48.00
	HR-72	72" Roll Holder †	4	49.00
G	HRLBS-42	42" Lower Bin Shelf	26	79.00
	HRLBS-54	54" Lower Bin Shelf	33	90.00
	HRLBS-66	66" Lower Bin Shelf	39	105.00
H	HAL-8	8 Outlet Power Strip	2	37.00
I	HRU-36	36" Upright Set	10	79.00
J	HPD	Nylon Bin Drawer	1	24.00
K	HRD-2	2"H x 13 1/2"W Steel Drawer	17	84.00
	HRD-6	6"H x 13 1/2"W Steel Drawer	23	88.00
	HRD-12	12"H x 13 1/2"W Steel Drawer	30	105.00

Note: Consult your dealer for volume pricing, other options and custom.
 * Includes 48" Fluorescent Fixture with Two Bulbs, a Mounting Frame and 9' Cord with Switch.
 † Shelf is laminated on all 6 sides and includes the Adjustable Brackets.
 ‡ Order necessary Upright Set separately.

WORKTABLES & STORAGE SYSTEMS

Sovella®
HUMAN WORKSPACE

Sovella Cornerstone® Worktables



Sovella Cornerstone® Workstation

Standard workstations ideal for a wide range of applications. Can be customized with add-ons for specific requirements. The Cornerstone® table can handle loads up to 1500 lbs. The height adjustment range is 24.75" to 37.64". FOB Shipping Point.



Sovella Cornerstone® Assembly Workstation

Standard workstation adapted to the special needs of the assembly area. As a standard Sovella product, a wide range of accessories can be added to the assembly stations to provide a customized solution using standard Sovella parts. FOB Shipping Point.



Sovella Cornerstone® Packing/Kitting Workstation

Workstation adapted to the special needs of kitting and packing areas. Parts can be presented to the operator with the parts bins included. This particular packaging workstation comes with 30" x 60" frame. FOB Shipping Point.

CORNERSTONE® WORKSTATIONS

Product No.	Description	Size	Ht. Adj.	Cap. (lbs.)	Wt. (lbs.)	Price Ea.
H14-12041131	Cornerstone® Workstation	30 x 60"	24.75" - 37.64"	1500	101	\$512.06
H14-C12041306	Cornerstone® Assembly Workstation	30 x 60"	24.75" - 37.64"	1500	180	1,158.84
H14-C12041105	Cornerstone® Packing/Kitting Workstation	30 x 60"	24.75" - 37.64"	1500	306	1,857.66


TRESTON® Storage Systems

VISIBLE STORAGE CABINET - SERIES 550						
Product No.	Size D x W x H	Includes Drawer Type	Drawer Size D x W x H	No. of Drawers	Wt. (lbs.)	Price Ea.
H550-3	7.09 x 12.2 x 21.65"	L-00	6.89 x 2.17 x 1.46"	60	13	\$83.89
H551-3	7.09 x 12.2 x 21.65"	L-01	6.89 x 2.72 x 1.46"	48	13	83.89
H552-3	7.09 x 12.2 x 21.65"	L-02	6.89 x 5.43 x 1.46"	24	13	83.89
H554-3	7.09 x 12.2 x 21.65"	L-04	6.89 x 3.62 x 2.32"	24	13	76.06
H556-3	7.09 x 12.2 x 21.65"	L-06	6.89 x 10.91 x 2.32"	8	13	76.06
H557-3	7.09 x 12.2 x 21.65"	L-07	6.89 x 5.43 x 3.19"	12	13	76.06
H550C-3	7.09 x 12.2 x 21.65"	L-01	6.89 x 2.72 x 1.46"	24	13	83.89
		L-04	6.89 x 3.62 x 2.32"	6		
		L-06	6.89 x 10.91 x 2.32"	2		

Width and length dividers available for all drawers - call for more information.

VISIBLE STORAGE CABINET - SERIES 290						
Product No.	Size D x W x H	Includes Drawer Type	Drawer Size D x W x H	No. of Drawers	Wt. (lbs.)	Price Ea.
H290-3	7.09 x 12.2 x 11.42"	L-00	6.89 x 2.17 x 1.46"	30	8	\$46.95
H291-3	7.09 x 12.2 x 11.42"	L-01	6.89 x 2.72 x 1.46"	24	8	46.95
H292-3	7.09 x 12.2 x 11.42"	L-02	6.89 x 5.43 x 1.46"	12	8	46.95
H294-3	7.09 x 12.2 x 11.42"	L-04	6.89 x 3.62 x 2.32"	12	8	43.13
H296-3	7.09 x 12.2 x 11.42"	L-06	6.89 x 10.91 x 2.32"	4	8	43.13
H297-3	7.09 x 12.2 x 11.42"	L-07	6.89 x 5.43 x 3.19"	6	8	43.13
H290C-3	7.09 x 12.2 x 11.42"	L-01	6.89 x 2.72 x 1.46"	12	8	46.95
		L-04	6.89 x 3.62 x 2.32"	3		
		L-06	6.89 x 10.91 x 2.32"	1		

Width and length dividers available for all drawers - call for more information.



Treston® Storage Systems

Spacemisers-perfect for storage and identification of thousands of small components. Such assemblies offer storage for up to 4320 different items on a floor area of only 2.7 sq. feet. Dividers sold separately. FOB Shipping Point.

SPACEMISER TURNTABLES					
Product No.	Size with Cabinets W x D x H	Use with Series	Qty. of Cabinets Held	Wt. (lbs.)	Price Ea.
H12-550	19.69 x 19.69 x 68.11"	Series 550	12	33	\$315.43
HPTP-5	12.20 x 14.17 x 11.81"	Series 290	2	7	115.65
HPTP-5	12.20 x 14.17 x 22.05"	Series 550	2	7	115.65

Spacemisers include base only, cabinets sold separately.

PERFO TOOL STORAGE

Sovella[®]
HUMAN WORKSPACE



Sovella Pegboard Hooks

Standard hooks for Sovella tool panels. Ship Wt. 2 (lbs.)
FOB Shipping Point.

PEGBOARD HOOKS				
Product No.	Hook	Size	Max (lbs.)	Price Per Pk.
H853207-51	R1 (5/pk)	1.18" L	44	\$9.66
H853208-51	R1 (5/pk)	1.96" L	33	8.78
H853241-51	R1 (5/pk)	1.96" L	44	9.79
H853211-51	R1 (5/pk)	3.93" L	33	10.60
H853213-51	R1 (5/pk)	5.90" L	22	10.76
H853215-51	R1 (5/pk)	7.87" L	12	13.33
H853217-51	R1 (5/pk)	11.81" L	16	24.09
H853218-51	R2 (5/pk)	1.29" L	33	12.76
H853220-51	R2 (5/pk)	1.69" L	33	14.91
H853221-51	R2 (5/pk)	3.93" L	33	16.00
H853223-51	R2 (5/pk)	5.90" L	33	17.95
H853224-51	R2 (5/pk)	7.87" L	22	20.19
H853225-51	R3 (5/pk)	.393" L	44	10.04
H853226-51	R3 (5/pk)	1.96" L	44	10.08
H853227-51	R10 (5/pk)	1.10" L	33	21.78
H853228-51	R10 (5/pk)	1.29" L	22	22.01
H853229-51	R13 (5/pk)	6.18" L	2	21.40
H831506-51	R16 (1/pk)	1.81" L	44	1.14
H853231-51	R19 (5/pk)	.511" Ø	-	15.31
H853232-51	R19 (5/pk)	.748" Ø	-	15.56
H853233-51	R19 (5/pk)	.866" Ø	-	15.71
H831646-51	R21 (1/pk)	8.66" L	-	8.41
H831700-51	R24 (1/pk)	2.55" L	-	8.78
H831719-51	R24 (1/pk)	3.14" L	-	10.31
H852167-51	R24 (1/pk)	3.93" L	-	13.78
H838896-51	R26 (1/pk)	6.29" L	33	27.26
H853234-51	R29 (5/pk)	1.57" L	10	15.48
H853235-51	R29 (5/pk)	2.36" L	10	17.06
H853236-51	R29 (5/pk)	3.14" L	22	24.34
H853237-51	R30 (5/pk)	1.37" L	44	8.65
H853238-51	R30 (5/pk)	3.34" L	44	10.60
H832162-51	R33 (1/pk)	1.18" H	-	9.26
H853239-51	R35 (5/pk)	.669" L	-	15.96
H853240-51	R35 (5/pk)	.669" L	-	16.38
H831433-51	R37 (1/pk)	1.57" Ø	44	4.80
H831441-51	R37 (1/pk)	2.36" Ø	44	5.36
H831603-51	R37 (1/pk)	3.14" Ø	33	5.24
H838357-51	R41 (1/pk)	21.88" L	-	11.25
HE818556-51	Individual Box Wrench Holder-Medium	-	-	14.54
HE818430-51	Individual Box Wrench Holder-Large	-	-	14.54
H838365-51	R42 (1/pk)	9.37" L	-	6.66
H838373-51	R43 (1/pk)	9.37" L	-	15.96
H831794-51	R46 (1/pk)	4.40" L	-	4.71
(for plastic containers H9075 & H9080)				
H831654-35	R47 (1/pk)	13.77" W x 4.72" D	8	12.39
H854043-35	Paper Roll Holder (1/pk)	11.81" L	-	70.71

Perforated Tool Board Trolleys and High Density Tool Storage

Trolleys for heavy industry can support extremely heavy loads and yet be easily transported. Rolls on large 5" casters. Pegboard panels on both sides of the trolley provide 20 sq. ft. of panel space for tool storage. Tool Storage Systems require only 21.52 sq. ft. of floor space and provide 172.22 sq. ft. of storage space. There is a caster on the lower edge of the panels which makes them easy to move. A maximum of 10 panels can be attached to the tool storage system. Both use Sovella pegboard hooks (sold separately). FOB Shipping Point.



Basic Trolley 2
Includes perforated panels,
2 bin rails & shelf



Basic Trolley 5
Includes 4 perforated
panels



Tool Storage

Hooks and tools shown are sold separately.

PERFORATED TOOL BOARD TROLLEYS					
Product No.	Description	Cap. (lbs.)	Size W x D x H	Wt. (lbs.)	Price Ea.
HC74007102	Basic Trolley 2	770	31.49 x 28.14 x 64.96"	105	\$700.74
HC74007105	Basic Trolley 5-30"	770	30 x 28.14 x 64.96"	102	713.11
H14-C7400281	Basic Trolley 5-36"	770	36 x 28.14 x 64.96"	72	746.63

HIGH DENSITY TOOL STORAGE				
Product No.	Panels	Size	Wt. (lbs.)	Price Ea.
H14-839531-07	2 Panels	40.35 x 40.74 x 83.66"	222	\$1,222.69
H14-839530-07	3 Panels	40.35 x 40.74 x 83.66"	286	1,516.80
H830518-07	4 Panels	40.35 x 40.74 x 83.66"	350	1,865.85
H14-839519-41	5 Panels	40.35 x 40.74 x 83.66"	418	2,195.16
H14-839520-41	6 Panels	40.35 x 40.74 x 83.66"	482	2,524.48
H14-839521-41	7 Panels	40.35 x 40.74 x 83.66"	546	2,853.79
H830682-07	Additional Panel	.59 x 37.36 x 77.79"	64	329.31

ASSEMBLY WORKSTATION ERGONOMICS



Tool Retracting Balancers for Smaller Tools

- Durable metal housing for industrial environments.

TOOL RETRACTING BALANCERS				
Product No.	Cap. (lbs.)	Cable Travel	Wt. (lbs.)	Price Ea.
HTB1018	0-2.5	60"	1.5	\$46.00
HTB1013	1.5-5	60"	1.5	46.00
HTB1014	4.5-10	60"	2	72.00



Incremental tension and release mechanism ergonomically engineered for safety and ease of use. Compact 2.9" body dia. increases work space. Monofilament cable rated to 200 lbs. FOB Shipping Point.

Load Positioning Balancers

- Makes loads virtually weightless throughout the entire length of cable travel.

Weight defying or zero gravity balancers. Features spring balancers with tapered drums. Loads remain stationary wherever positioned. Features rugged cast aluminum housing for industrial environments, forged swivel suspension hook allowing 360° rotation and flexible heavy-duty steel cable. FOB Shipping Point.



Light-Duty Units
Knob provided for incremental tension adjustment – no tools required. Load capacity up to 11 lbs.



Medium & Heavy-Duty Units
Balancing force can be set exactly through a hardened worm gear system. No special tools required. No instant spring release. Weight indicator dial displays approx. balancing adjust setting. Manual drum lock allows suspended tools to be changed safely. Medium capacity up to 33 lbs. Heavy-duty capacity up to 154 lbs.



LOAD POSITIONING BALANCERS				
Product No.	Cap. (lbs.)	Cable Travel	Wt. (lbs.)	Price Ea.
LIGHT CAPACITY				
HTBF-0103	2.2-6.6	50"	3.5	\$81.00
HTBF-0305	5.5-11	50"	3.5	110.00
MEDIUM CAPACITY				
HTBF-0509	9.9-19.8	59"	7.5	209.00
HTBF-0915	19.8-33	59"	8.5	249.00
HEAVY CAPACITY				
HTBF-1522	33-48.4	59"	16	360.00
HTBF-2230	48.4-66	59"	17	405.00
HTBF-3040	66-88	59"	22	499.00
HTBF-4050	88-110	59"	23	515.00
HTBF-5060	110-132	59"	26	551.00
HTBF-6070	132-154	59"	26	577.00

Tool Supports for Air & Electric Tools

- Improves productivity, safety and ergonomics.

BASIC TOOL SUPPORT			
Product No.	Boom	Wt. (lbs.)	Price Ea.
HB1-S-18	18"	4.5	\$101.00
HB1-S-24	24"	5	106.00
HB1-S-30	30"	5.5	111.00
FOR ELECTRIC TOOLS*			
HBIE-S-18	18"	4.5	103.50
HBIE-S-24	24"	5	107.50
HBIE-S-30	30"	5.5	114.00

A basic tool support for tools of 7 lbs. or less. 37" overall height. 1" sq., 18 ga. steel tubing with polished chrome finish. 3" sq. welded mounting base, screws provided. Sliding tool positioner on boom for attaching balancer. Boom swivels 360°.



HB1-S-18

*For electric tools -- includes cord clamps for restraining tool power cord.

FOB Shipping Point.

CREATE AN EFFICIENT ASSEMBLY ENVIRONMENT

B1A-S Series of tool supports for air tools adds the following features to the basic tool support.

- 1/4" NPT quick disconnect coupling for rapid set-up and tool change by hand.
- 9' polyurethane coil hose with adapter for air tool.
- 6' limp hose with 1/4" swivel male inlet for hook-up to in-house air supply.

B1A-S SERIES SUPPORT SYSTEM			
Product No.	Boom	Wt. (lbs.)	Price Ea.
HB1A-S-18	18"	6	\$196.00
HB1A-S-24	24"	6.5	200.00
HB1A-S-30	30"	7	206.50



- System Pictured With:
- HB1A-S-18 tool support
 - HSK-18 Torque Reaction Arm
 - HTB1018 Tool Balancer

TELESCOPING 2-STAGE TORQUE REACTION ARM – 150 IN. LBS. CAPACITY

- Absorbs the shock that is transmitted from power hand tools to an operator's hand.

Torque Reaction Arm eliminates hand, wrist and finger injuries for power screwdriving applications. Easy to assemble, no tools required. Unit provides complete freedom of movement. Includes adjustable post clamp, swivel air manifold, steel nipples for air tool hook-up, bale and telescoping torque reaction arm. FOB Shipping Point.

TELESCOPING 2-STAGE TORQUE REACTION ARM				
Product No.	Used With	Reach	Wt. (lbs.)	Price Ea.
HSK-18	18" support	17-24"	2.5	\$150.50
HSK-24	24" support	22-37"	3	156.00
HSK-30	30" support	28-49"	3.5	162.00

For electric tools add suffix -E, includes an electric tool clamp in place of the air manifold and nipples.

OPTIONAL BENCH CLAMP

Allows quick mounting of the above tool supports to workbenches when bolting is not desired. HBC1061 Wt. 1.5 (lbs.) Price Ea. \$42.00

Heavy Duty Wall Mounted Tool Supports

- For air impact wrenches, staplers, riveters and other tools up to 30 lbs.

When mounted to a wall, boom will rotate over 180°. Made from 12 ga. 1 1/2" sq. steel. Features internal steel ball bearing trolley. Safety white high glass baked enamel finish. FOB Shipping Point.



HEAVY DUTY WALL MOUNTED TOOL SUPPORT			
Product No.	Boom	Wt. (lbs.)	Price Ea.
HWH-S-24	24"	8	\$206.00
HWH-S-36	36"	10	219.50



Nasco Sidekick™ Torque Reaction Arms

- A complete assembly system for air & electric tools.

Designed to absorb the shock transmission of power drivers so that no torque reaction will be transferred to the operator's hand. Systems balance the weight of the tool, improve tool accessibility and provides a more ergonomically desirable workstation. FOB Shipping Point.

3-Stage Telescoping Torque Reaction Arms

- Angular and rotational movement allows assembly access.

Features linear bearings for smooth radial motion. Rated at 200 in. lbs. Reach 16-34" Vertical post swivels 360°. All air lines and tool connection hardware included.

Verti-Trak Torque Reaction Arms

Maintains tool orientation in a vertical position. Available with either Adjustable Tension (spring) or Feather Lite ("FL" – air cylinder) balancing systems.



HBM-SK3 For air tools. Wt. 8 (lbs.) Price Ea. \$434.50

For electric tools add suffix -E.

HBC1062 Bench Clamp. Wt. 1.5 (lbs.) Price Ea. \$46.00



HVTSK-36-FL-S



HVTSK-30-FL

VERTI-TRAK REACTION ARMS			
Product No.	Max. Reach* (lbs.)	Wt. (lbs.)	Price Ea.
150 IN. LBS. CAPACITY			
HVTSK-30-S	30"	12	\$447.00
HVTSK-36-S	36"	13	471.50
HVTSK-30-FL-S	30"	21	561.00
HVTSK-36-FL-S	36"	22	586.00
40 FT. LBS. CAPACITY			
HVTSK-30-3	30"	20	526.00
HVTSK-36-3	36"	21	550.00
HVTSK-30-FL	30"	29	658.50
HVTSK-36-FL	36"	30	682.50

For electric tools add suffix -E, same price
For right angle tools add -RAM, add \$220.50
*Min. reach 3".

ROLLMASTER & TOOL STORAGE

LYON®

Rollmaster Workstation

- Drawers and work surface feature ball bearing slides.
- Superior red powder coat finish.

Workstations offer work surface, storage and mobility. Ideal for factories, warehouses and maintenance shops. Work surface opens to reveal a large storage compartment. Moves easily on 4" x 1" heavy-duty casters - 2 swivel with locks and 2 fixed. Protective rubber mat covers the entire work surface. Drop in the unique "Expand-A-Top" insert to extend the work platform by approximately 18". 2 drawers and bottom tray. Ships partially knocked down: assembles easily. FOB Shipping Point.



Product No.	Description	ROLLMASTER WITH EXPANDABLE WORK SURFACE		Wt. (lbs.)	Price Ea.
		Size	W x D x H		
H1458	Overall Size with Casters	36 ⁵ / ₁₆ "	21 ¹ / ₂ " x 37 ⁵ / ₁₆ "	96	\$392.43
	Work Surface*	49 ¹ / ₂ "	x 20 ¹ / ₂ "		
	Middle Opening	19 ¹ / ₂ "	x 18" x 8"		
	Top Compartment	29 ¹ / ₂ "	x 20 ¹ / ₂ " x 18 ⁵ / ₁₆ "		
	2 Drawers	24"	x 18 ¹ / ₂ " x 2 ¹ / ₂ "		
	Bottom Tray	29 ¹ / ₂ "	x 20 ¹ / ₂ " x 6"		

*Size with Expand-A-Top

Cabinet Style Rollmaster Workstation

- Drawers and work surface feature ball bearing slides.
- Superior red powder coat finish.

Workstations offer work surface, storage and mobility. Ideal for factories, warehouses and workshops. Work surface opens to reveal a large storage compartment. Moves easily on 4" x 1" heavy-duty casters - 2 swivel with locks and 2 fixed. Protective rubber mat covers the entire work surface. Drop in the unique "Expand-A-Top" insert to extend the work platform by approximately 18". Ships set up ready to use. FOB Shipping Point.



Product No.	Description	CABINET STYLE ROLLMASTER WORKSTATION		Wt. (lbs.)	Price Ea.
		Size	W x D x H		
H1459	Overall Size with Casters	27 ¹ / ₁₆ "	18 ¹ / ₂ " x 32 ¹ / ₂ "	121	\$531.00
	Work Surface*	46"	x 18 ¹ / ₂ "		
	Middle Opening	19 ¹ / ₂ "	x 15 ¹ / ₂ " x 10 ¹ / ₂ "		
	Top Compartment	27"	x 17 ¹ / ₂ " x 11"		
	2 Drawers	22 ¹ / ₁₆ "	x 16 ¹ / ₂ " x 4"		
	1 Drawer	22 ¹ / ₁₆ "	x 16 ¹ / ₂ " x 6"		

*Size with Expand-A-Top

Industrial Tool Storage

- Heavy-duty side handles.
- Superior red powder coat finish.

Safe, secure, tool storage cabinet has center lock on each unit. 40" wide roller cabinet with gas cylinders control top lid. Extra strength rolled drawer edges with ball bearing drawer slides. Moves easily on 5" x 2" heavy-duty casters - 2 swivel with locks and 2 fixed. Welded bottom frame of roller cabinet for maximum strength. Protective drawer liner in every drawer. Roller and side cabinets have a rubber mat on top surface. Anodized aluminum drawer pulls. FOB Shipping Point



Product No.	Description	INDUSTRIAL TOOL STORAGE	
		Wt. (lbs.)	Price Ea.
H1500	10 Drawer Top Chest, 11 Drawer Roller Cabinet and 8 Drawer Side Cabinet	604	\$2,545.21
H1497	10 Drawer Top Chest, and 11 Drawer Roller Cabinet	479	2,023.21
H1455	8 Drawer Top Chest, 8 Drawer Roller Cabinet and 8 Drawer Side Cabinet	610	2,447.11
H1495	8 Drawer Top Chest, and 8 Drawer Roller Cabinet	485	1,925.11

TOOL CONTROL



K Series Roller Cabinets

• Locking cart for high security.

H5212MP and H4400MP are equipped with 6" x 2" non-slip drawer liners, coated MDF work surface, ball bearing drawer slides and tubular lock with 2 keys. H4400MP also features 10" center axle wheels. H277X and H297X feature 5" x 2" casters, ball bearing drawer slides, tubular lock and 2 keys. Ships assembled. FOB Shipping Point.



H5212MPYW



H4400MPBL



H277XB



H297XR

Yellow Product No.	Blue Product No.	Red Product No.	No. of Drawers	Load Cap. (lbs.)	Size W x D x H	Casters	Wt. (lbs.)	Price Ea.
H5212MPYW	H5212MPBL	H5212MPR	12	2,800	52 x 20 x 42"	6 x 2"	320	\$2,375.14
H4400MPYW	H4400MPBL	H4400MPR	10	2,800	43 ³ / ₄ x 20 x 37 ¹ / ₂ "	6 x 2"	331	2,360.57
H3900MPYW	H3900MPBL	H3900MPR	8	2,800	39 ³ / ₈ x 20 x 42"	6 x 2"	250	1,414.71
Black Product No.	Brown Product No.	Red Product No.	No. of Drawers	Load Cap. (lbs.)	Size W x D x H	Casters	Wt. (lbs.)	Price Ea.
H277XBK	H277XB	H277XR	7	1,400	27 x 18 x 35"	5 x 1 ¹ / ₂ "	145	828.86
H297XBK	H297XB	H297XR	7	1,400	29 x 20 x 35"	5 x 2"	165	865.00

Steel Toolboard Wall Panels

• Durable. • Long-life.

Standard two-panel set includes two 18 x 36" panels (9 sq. ft.). Standard four-panel set includes four 18 x 36" panels (18 sq. ft.) and 60-pc. toolholder set.

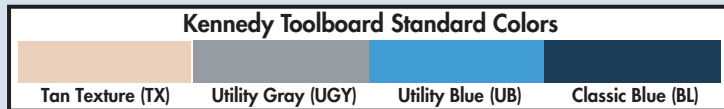
Available in Tan Texture (TX), Utility Gray (UGY), Utility Blue (UB) and Classic Blue (BL)... please specify. FOB Shipping Point.



Product No.	Description	Wt. (lbs.)	Price Ea.
H50002	Two-Panel	20	\$92.86
H50004	Four-Panel	45	322.71
H50050	Panel Brace Support	5	52.86

Tools not included.

H50050



Other Toolboard Models Available. Call for Details.



Tools not included.

Versa Shop

• Heavy gauge welded steel.

• Maximum storage, safety and security.

Cabinet provides maximum storage and security with three-point locking doors with two keys. Three full-width drawers have 165 lb. capacity and glide on steel roller bearings. 1¹/₂" thick butcher block maple work surface. Includes the 60-pc. toolholder set H99853. Available in Tan Texture (TX), Utility Gray (UGY), Utility Blue (UB) and Classic Blue (BL)... please specify. FOB Shipping Point.

Product No.	Size W x D x H	Wt. (lbs.)	Price Ea.
H50301	39 ³ / ₄ x 23 ³ / ₄ x 76"	481	\$2,933.57



Tools not included.

Tool Trolley

• Mobile unit.

A-frame trolley is double sided with inclined panels to ensure tools are safely stored when trolley is moving. Base has raised edges for easy storage of larger items. A handle is mounted on the end for easy maneuverability and unit comes with four casters. Includes four 18 x 36" toolboard panels and 60-pc. toolholder set H99853. Available in Tan Texture (TX), Utility Gray (UGY), Utility Blue (UB) and Classic Blue (BL)... please specify. FOB Shipping Point.

Product No.	Size W x D x H	Wt. (lbs.)	Price Ea.
H50102	36 ³ / ₄ x 23 ⁷ / ₈ x 51 ⁷ / ₈ "	83	\$827.43

K1800 Commercial Cabinets

• 10 year limited warranty.

Choose from 27" and 40" roller cabinets and chests that are forged in the USA with quality and craftsmanship. Industrial grade paint in Red Wrinkle (RW) or Black Wrinkle (BKW) -- please specify. 100 lb. load capacity on all ball bearing drawer slides. Casters measure 5" x 1¹/₂" with 800 lb. load capacity. Standard flat key lock. FOB Shipping Point.



H173CBKW



H4003CRW



H175CBKW



H4010CRW

Product No.	Description	Size W x D x H	No. of Drawers	Wt. (lbs.)	Price Ea.
H173C	27" 3 Drawer Chest	27 x 18 x 16 ⁵ / ₈ "	3-23 x 16 ¹ / ₂ x 4"	61	\$370.00
H175C	27" 5 Drawer Roller Cabinet	27 x 18 x 35"	3-23 x 16 ¹ / ₂ x 4" 2-23 x 16 ¹ / ₂ x 6"	113	570.00
H4003C	40" 3 Drawer Chest	39 ³ / ₈ x 18 x 16 ¹ / ₂ "	3-23 x 16 ¹ / ₂ x 4"	76	592.86
H4010C	40" 10 Drawer Roller Cabinet	39 ³ / ₈ x 18 x 35"	3-23 x 16 ¹ / ₂ x 4" 2-23 x 16 ¹ / ₂ x 6" 3-9 ³ / ₈ x 16 ¹ / ₂ x 4" 2-9 ³ / ₈ x 16 ¹ / ₂ x 6"	175	855.71

Industrial Work Benches

• Ball bearing slides.

Cabinets feature industrial grade Utility Gray wrinkle paint and have a limited lifetime warranty. Body is made of 20 gauge steel and drawers are 22 gauge steel. Some assembly required. FOB Shipping Point.



HW5405XUGW



HS5410XUGW



HWC28UGW



HTS261XUGW



HTS265XUGW

Product No.	Description	Size W x D x H	Wt. (lbs.)	Price Ea.
HW5405XUGW	54" 5 Drawer Bench w/Maple Top*	54 x 20 x 34 ¹ / ₂ "	157	\$760.40
HW5410XUGW	54" 10 Drawer Bench w/Maple Top*	54 x 20 x 34 ¹ / ₂ "	222	1,037.14
HS5405XUGW	54" 5 Drawer Bench w/Steel Top*	54 x 20 x 34 ¹ / ₂ "	161	760.14
HS5410XUGW	54" 10 Drawer Bench w/Steel Top*	54 x 20 x 33 ³ / ₈ "	219	1,101.14
HWC28UGW	Wall Cabinet**	28 ¹ / ₂ x 9 ³ / ₈ x 30"	46	305.14
HTS261XUGW	1 Drawer Tool Stand w/1" Press Board Top	26 x 20 x 33 ¹ / ₂ "	71	280.14
HTS265XUGW	5 Drawer Tool Stand w/1" Press Board Top	26 x 20 x 33 ¹ / ₂ "	108	456.14

*Adjustable leg levelers.

**Adjustable Shelves and 2 Perforated Panels, Pad lockable.

Note: \$360.00 minimum order.

TOOL STORAGE



Shown with optional faultless casters

Extreme Tools® 72" & 55" Professional Series Tool Boxes

- Heavy duty 11 gauge steel frame.
- High gloss German AKZO powder coat finish.
- Ball bearing glides load rated 300-600* lbs./drawer.
- Double steel wall drawer front construction.
- Double channel support brackets under drawers.
- 30" Depth with full-extension drawers.
- Includes high density EVA foam liners.
- No spot welds on drawer fronts, hutch or side cabinet.
- Theft-proof, tubular coded lock system.
- Limited Lifetime Warranty.

A. 72" or 55" Extreme Power Workstation®

- Built-in power strip on adjustable shelf.
- Built-in stainless steel work surface.

C. 72" 17 Drawer or 55" 11 Drawer Professional Roller Cabinet

- 6" x 2" casters rated 950 lbs. ea.
- Includes stainless steel work surface.
- Locking security drawer.



E. 76" 12 Drawer Professional Roller Cabinet

- (6) 6" x 2" Spring-loaded casters rated 1300 lbs. ea.
- Includes stainless steel work surface.
- Vertical Power Drawer with built-in power strip.

B. 72" 15 Drawer or 55" 10 Drawer Top Chest

- 2 gas lifts to support top lid.

D. 24" Side Cabinet

- 4 Drawers and 2 shelves load rated 300 lbs. ea.
- Fits either side - door swing can be rotated.



F. Faultless Casters

- Load rated 1200 lbs. per caster.
- HEX265537 for HEX7217RC
Wt. 84 (bs). \$695.00
- HEX265537-4 for HEX5511RC
Wt. 56 (lbs.) \$439.00



Tools not included

A. 41" Deluxe Extreme Portable Workstation®

- Socket holders & storage trays on drawer fronts.
- 29 pc drill bit holder; screwdriver, wrench & pliers racks.
- Power tool rack with power strip.
- Extendable side shelf & laptop drawer lock inside tool box.

B. 41" 11 Drawer 24" Deep Roller Cabinet

- Drawers use ball bearing glides rated 100-200* lbs. per drawer.
- 5" x 2" casters - 2 locking swivels and 2 rigid.
- Individually, self-latching drawers stay closed.

Ltr. No.	Product No.	Color	Size W x D x H	Wt. (lbs.)	Price Ea.
DELUXE EXTREME PORTABLE WORKSTATIONS®					
A.	HPWS4105TXBK	Black	41½ x 23¾ x 23¼"	200	\$1,365.00
A.	HPWS4105TXRD	Red	41½ x 23¾ x 23¼"	200	1,365.00

Ltr. No.	Product No.	Color	Size W x D x H	Wt. (lbs.)	Price Ea.
ROLLER CABINETS					
B.	HPWS4124RCTXBK	Black	41½ x 24 x 41"	275	1,259.00
B.	HPWS4124RCTXRD	Red	41½ x 24 x 41"	275	1,259.00

C. 41" Extreme Portable Workstation®

- Power tool rack with power strip.
- Wrench & pliers racks; socket holders.



D. 30" Extreme Portable Workstation® (tools in pictures not included)

- Wrench & pliers racks; socket holders.

E. 41" 11 Drawer Roller Cabinet

F. 30" 5 Drawer Roller Cabinet

- Individually, self-latching drawers.

Ltr. No.	Product No.	Color	Size W x D x H	Wt. (lbs.)	Price Ea.
EXTREME PORTABLE WORKSTATIONS®					
C.	HPWS4100TXBK	Black	41½ x 17¾ x 21½"	110	\$785.00
C.	HPWS4100TXRD	Red	41½ x 17¾ x 21½"	110	785.00
D.	HPWS3000TXBK	Black	30 x 17½ x 20½"	80	565.00
D.	HPWS3000TXRD	Red	30 x 17½ x 20½"	80	565.00

Ltr. No.	Product No.	Color	Size W x D x H	Wt. (lbs.)	Price Ea.
ROLLER CABINETS					
E.	HPWS4111RCTXBK	Black	41½ x 18¾ x 40¾"	210	\$935.00
E.	HPWS4111RCTXRD	Red	41½ x 18¾ x 40¾"	210	935.00
F.	HPWS3005RCTXBK	Black	30½ x 18 x 41"	135	635.00
F.	HPWS3005RCTXRD	Red	30½ x 18 x 41"	135	635.00

*Drawers with double sets of glides.

PROFESSIONAL TOOL STORAGE					
Black Product No.	Blue Product No.	No of Drawers	Size W x D x H	Wt. (lbs.)	Price Ea.
A. HUTCHES					
HEX7201HCBK	HEX7201HCBL	-	72 x 30 x 26¾"	360	\$2,279.00
HEX5501HCBK	HEX5501HCBL	-	55 x 30 x 26¾"	286	1,759.00
B. TOP CHESTS					
HEX7215CHBK	HEX7215CHBL	15	72 x 30 x 26¾"	675	2,849.00
HEX5510CHBK	HEX5510CHBL	10	55 x 30 x 26¾"	469	1,995.00
C. ROLLER CABINETS					
HEX7217RCBK	HEX7217RCBL	17	72 x 30 x 46¾"	1132	3,999.00
HEX5511RCBK	HEX5511RCBL	11	55 x 30 x 46¾"	872	2,999.00
D. SIDE CABINETS					
HEX2404SCBK	HEX2404SCBL	4	24 x 30¾ x 63¾"	362	1,849.00
E. SPECIALTY ROLLER CABINET					
HEX7612RCBK	HEX7612RCBL	12	76 x 31 x 46¾"	890	4,999.00

*Drawers with double sets of glides

STANDARD TOOL STORAGE					
Black Product No.	Blue Product No.	No of Drawers	Size W x D x H	Wt. (lbs.)	Price Ea.
G. TOP CHESTS					
HEX4108CHBK	HEX4108CHBL	8	41 x 17¾ x 21½"	143	\$679.00
HEX5610CHBK	HEX5610CHBL	10	55¼ x 19¾ x 20½"	210	995.00
H. ROLLER CABINETS					
HEX4111RCBK	HEX4111RCBL	11	41½ x 18¾ x 40¾"	235	895.00
HEX5611RCBK	HEX5611RCBL	11	56 x 20 x 41½"	309	1,425.00
I. SIDE CABINETS					
HEX1603SCBK	HEX1603SCBL	3	15¼ x 18 x 54¾"	92.6	639.00
J. SIDE BOX					
HEX1606SBBK	HEX1606SBL	6	15¼ x 18 x 37¾"	94.8	585.00



Standard Series shown with optional
I. HEX1603SC side cabinet and
J. HEX1606SB side box



G. 41" 8 Drawer or 56" 10 Drawer Top Chest

- 2 gas lifts to support top lid.
- Drawers use ball bearing glides.
- 100-200* lbs. load rating per drawer/with double sets of glides.

H. 41" or 56" 11 Drawer Roller Cabinet

- Heavy steel construction.
- 5" x 2" casters - locking swivels & rigid
- Drawers use ball bearing glides.
- 100-200* lbs. load rating per drawer.
- High gloss powder coat finish.
- Side handle(s) included.

PEGBOARDS, HOOKS & TOOL CARTS



DuraBoard® Pegboards & DuraHook® Locking Pegboard Hooks

DuraHook® double locking pegboard hooks are designed to fit all 1/4" and 1/8" standard pegboards and the polypropylene DuraBoard® pegboard. Hooks install from the front and can be repositioned in seconds as requirements change. Hooks install vertically and horizontally to accommodate almost any tool. The locking system makes the DuraHook® ideal to support 5S and Lean Manufacturing initiatives. The DuraHook® will "stay put" and never fall off of the pegboard. DuraBoard® is 1/4" thick polypropylene pegboard that is weatherproof and will never crack or break under normal use. The DuraBoard® is ideal for creating tool shadowing using the Triton silhouetting tool shadowing tape. FOB Shipping Point.



Tools Not Included



LocBoard® Steel Pegboard & LocHook® Locking Pegboard Hooks

LocBoard® offers heavy-duty storage solutions that will always ensure the ultimate in holding strength. Heavy-duty welded construction. Boards attach to walls, benches, wire cages, tool carts and other vertical surfaces. Board surface is ideal for the silhouetting of tools. White epoxy powder coated steel. LocHook® 2- and 4-point contact interlocking tabs attach to the LocBoard® for metal to metal holding confidence. LocHook® steel square hole pegboard hooks can be positioned, rotated or combined with other hook styles to improve holding power and offer storage solutions for odd shaped and heavy tools. Use with LocBoard® or Kennedy Square Hole toolboard panels. Lifetime Warranty. FOB Shipping Point.



Tools Not Included

DURABOARD® PEGBOARDS & DURAHOOK® LOCKING PEGBOARD HOOKS			
Product No.	Description	Wt. (lbs.)	Price Ea.
HDB-2	(2) 24 x 48 x 1/4" DuraBoard® White polypropylene pegboards	24	\$138.70
HDB-2 Kit	(2) 24 x 48 x 1/4" DuraBoard® White polypropylene pegboards with 48 piece DuraHook® assortment. Includes 44 locking peghooks, 4 hanging bins and mounting hardware. 2 box set.	31	192.80
HDB-4	(4) 24 x 48 x 1/4" DuraBoard® White polypropylene pegboards	45	269.00
HDB-4 Kit	(4) 24 x 48 x 1/4" DuraBoard® White polypropylene pegboards with 96 piece DuraHook® assortment. Includes 88 locking peghooks, 8 hanging bins and mounting hardware. 2 box set.	59	378.00
H76901	26 Piece DuraHook® assortment includes 24 locking peghooks and 2 hanging bins.	4	24.45
H76995	95 Piece DuraHook® Pro-Series assortment includes 85 locking peghooks and 10 assorted hanging bins.	12	92.60


LOCBOARD® STEEL SQUARE HOLE PEGBOARD & LOCHOOK® LOCKING PEGBOARD HOOKS			
Product No.	Description	Wt. (lbs.)	Price Ea.
HLB1-W	(2) 24 x 24 x 3/8" Steel Square Hole pegboard	18	\$119.60
HLB2-W	(2) 24 x 42 1/2 x 3/8" Steel Square Hole pegboard	31	178.00
HLB18-W	(2) 18 x 36 x 3/8" Steel Square Hole pegboard	21	79.90
HLB18-CK	(2) 18 x 36 x 3/8" Steel Square Hole pegboard with 30 piece LocHook® assortment. Includes 28 LocHooks®, 2 plastic bins and mounting hardware.	28	139.00
HLH-1	46 piece LocHook® assortment. Includes 10 asst. single rods, 10 asst. double rods, 10 asst. spring clips, 5-single rings, 5 curved hooks, 5 double loops and 1 multi prong tool holder.	7	74.00
HLH-2	63 piece LocHook® assortment. Includes 15 asst. single rods, 15 asst. double rods, 15 asst. spring clips, 5-single rings, 5 curved hooks, 5 hammer/pliers holders, 1 multi prong tool holder.	9	109.00




HDB-2 Kit



H76901



H76995



HLH-1



2- and 4-point contacts



HLB2-W



HLB18-CK
Tools Not Included.

Commercial Grade Mobile Tool Carts

Triton Mobile Tool Carts offer secure tool and parts storage when items need to be transported across a factory floor for plant wide standardization or within a building for MRO applications. They enhance production and maintenance processes by saving time which reduces overall costs making them ideal to support 5S and Lean Manufacturing initiatives. Versatile, dual-sided portable tool carts keep users organized and able to manage tools, small parts and equipment storage virtually anywhere within a facility. Two fixed and two swivel/locking casters with the aluminum frame move smoothly and easily over flat surfaces. Heavy-duty aluminum bottom tray is ideal for overstock, tool boxes and other large or long items. Purchase double locking hook kits for secure storage. HLBC-18H includes four 18" x 36" LocBoards® and 60 pc. LocHook® assortment. Also available with Stainless Steel boards and hooks. FOB Shipping Point.



HDBC-4



HLBC-4



HLBC-18H

Tools Not Included.

COMMERCIAL GRADE MOBILE TOOL CARTS										
Product No.	Pegboard	Use With Hooks	Size W x D x H	Caster Size	Storage Space (Sq. Ft.)	Bottom Tray Storage (Sq. Ft.)	Top Tray Storage (Sq. Ft.)	Load Rating (lbs.)	Wt. (lbs.)	Price Ea.
HDBC-4*	DuraBoard® Polypropylene	H76901 and H76995	48 x 26 1/2 x 53"	5"	32	8	N/A	650	80	\$1,040.00
HLBC-4*	LocBoard® Steel	HLH-1 and HLH-2	48 1/2 x 26 1/2 x 45"	5"	28.3	8	N/A	850	92	1,040.00
HLBC-18H	LocBoard® Steel	Includes 60 pc. LocHook® assortment	36 1/2 x 21 x 39"	3"	18	4.8	36 x 3 1/2"	600	61	659.00

*Oversized Shipping

STORAGE SYSTEMS



Storability® Modular Wall Storage Systems


Storability® modular wall storage systems to fit all your organization requirements! Individual accessories also available to fit all requirements. Tools and content shown are not included.



H1740



H1750



H1760



H1795

Double LocBoard System Kit includes: 2 Top Tracks, 3 Vertical Hang Rails, 2 Wire Shelves, 2 Combination Rails, 4 Assorted Rail Hooks, 4 Hanging Bins, 1 Wire Basket, 1 Steel Shelf, 2 LocBoards, 20 Assorted Hooks, and Wall Mounting Hardware. FOB Shipping Point

H1740, Assembled size: 66"W x 63"H, Wt. 68 (lbs.), Price Ea. **\$299.99**

Garment Storage System Kit includes: 2 Top Tracks, 4 Vertical Hang Rails, 2 Wire Shelves, 2 Wire Baskets, 2 Steel Shelves, 2 Storage Bags, 1 Clothing Hanger, 2 Shoe Racks, and Wall Mounting Hardware. FOB Shipping Point

H1750, Assembled size: 66"W x 63"H, Wt. 74 (lbs.), Price Ea. **\$299.99**

Utility Storage System Kit includes: 2 Top Tracks, 3 Vertical Hang Rails, 1 Wire Shelf, 2 Wire Baskets, 2 Combination Rails, 1 Steel Shelf, 1 Storage Bag, 3 Tool Keeper Hooks, 6 Assorted Combination Rail Hooks, and Wall Mounting Hardware. FOB Shipping Point

H1760, Assembled size: 66"W x 63"H, Wt. 48 (lbs.), Price Ea. **\$229.99**

LocBoard System Kit includes: 1 Top Track, 2 Vertical Hang Rails, 1 Wire Shelf, 1 Combination Rail with 3 Hanging Bins and 3 Heavy-Duty Hooks, 1 Steel Pegboard with 11 Commercial Hook Assortment, 1 Wire Basket and Wall Mounting Hardware. FOB Shipping Point

H1785, Assembled size: 33"W x 63"H, Wt. 46 (lbs.), Price Ea. **\$169.00**

3 Shelf Wall Mount Unit Kit includes: 1 Wide Top Track, 2 Hang Rail Top Sections, 3 Wire Shelves and all Hanging Brackets and Commercial Mounting Hardware. FOB Shipping Point

H1795, Assembled size: 33"W x 31.5"H, Wt. 34 (lbs.), Price Ea. **\$129.00**



H1785

LocBin™ Hanging, Stacking and Interlocking Bin Systems

- Unique dual interlocking channel system slides and locks bins together guaranteeing bins will not collapse, cave in or topple into one another.

Mount to wall using the 5-600 wall mount rail system, on louvered panels or stack on a flat surface to provide multiple storage options for small items. Bottom interlocking rail allows bins to be nested offering the user a smaller footprint in tight spaces. Extra deep groove systems accepts bin dividers (sold separately) that stay in place when removing and replacing items in the bin. Dividers are Black in color. Anti-slide feature in the channels ensures that stacked or hanging interlocked bins will not slide out from the front preventing spillage of parts. Manufactured from commercial grade high density polypropylene with front label area, labels included. Available in Yellow, Red and Blue. Sold in case quantities. FOB Shipping Point.



H3-220R



H3-235B



H3-210Y Stacked, Locked, and Labeled



H5-600 Wall Mount Rail System

Product No.	Color	Outside L x W x H	LOCBIN™				Price/Case	DIVIDER			
			Load Cap. (lbs.)	No of Divider Slots	Qty./Case	Wt. (lbs.)		Product No.	Qty./Pkg.	Wt. (lbs.)	Price/Pkg.
H3-210Y	Yellow	5 1/2" x 3" x 4 1/8"	12	1	24	5.1	\$43.68	H4-210	6	0.2	\$6.30
H3-210R	Red	5 1/2" x 3" x 4 1/8"	12	1	24	5.1	43.68	H4-210	6	0.2	6.30
H3-210B	Blue	5 1/2" x 3" x 4 1/8"	12	1	24	5.1	43.68	H4-210	6	0.2	6.30
H3-220Y	Yellow	7" x 3" x 4 1/8"	12	1	24	6.16	58.80	H4-220	6	0.3	7.10
H3-220R	Red	7" x 3" x 4 1/8"	12	1	24	6.16	58.80	H4-220	6	0.3	7.10
H3-220B	Blue	7" x 3" x 4 1/8"	12	1	24	6.16	58.80	H4-220	6	0.3	7.10
H3-235Y	Yellow	10" x 5" x 11"	55	3	6	8.19	62.40	H4-235	6	1.05	13.20
H3-235R	Red	10" x 5" x 11"	55	3	6	8.19	62.40	H4-235	6	1.05	13.20
H3-235B	Blue	10" x 5" x 11"	55	3	6	8.19	62.40	H4-235	6	1.05	13.20
H3-240Y	Yellow	14" x 7" x 8 1/4"	55	1	6	10.4	86.60	H4-240	6	2.35	21.95
H3-240R	Red	14" x 7" x 8 1/4"	55	1	6	10.4	86.60	H4-240	6	2.35	21.95
H3-240B	Blue	14" x 7" x 8 1/4"	55	1	6	10.4	86.60	H4-240	6	2.35	21.95

H5-600 Black Wall Mount Rail with hardware. Size 8 1/2"W x 3 1/4"H x 1/2"D. Load Cap. 50 (lbs.), 2/Pkg., Wt. 0.3 (lbs.) Price/Pkg. **\$6.70**

STORAGE DRAWER CABINETS

LYON®

B

A

C

F

E

D

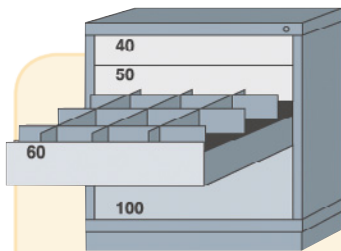
- A-H250490D – Counter-High Cabinet
- B-H2506801014 – Eye-Level Cabinet
- C-H250400A – Mid-Range Cabinet
- D-H250270B – Desk-High Cabinet
- E-H2503501003 – Bench-High Cabinet
- F-H250310A – Table-High Cabinet

Platinum Series Modular Drawer Cabinets

Modular drawer cabinets are available to satisfy almost any requirements for high density storage and retrieval of parts, tools, supplies, instruments and equipment in commercial industrial and institutional facilities. High-density storage cabinets deliver payloads of 400 lbs. per drawer. Drawer sizes are indicated by the numbers at the left of each drawer in the illustrations. Standard finish is Dove Gray. FOB Shipping Point.

All cabinets feature **SafetyLink**, which automatically locks all unopened drawers when one drawer is pulled out – preventing accidental tipping and potential injury.

MODULAR DRAWER CABINETS				
Product No.	No. Drawers	Size W x D x H	Wt. (lbs.)	Price Ea.
DESK-HIGH CABINETS				
H250270A	3	30 x 28 1/4 x 26 1/2"	238	\$954.00
H250270B	5	30 x 28 1/4 x 26 1/2"	304	1,239.26
TABLE-HIGH CABINETS				
H250310A	7	30 x 28 1/4 x 30 1/2"	375	1,539.64
H250310B	5	30 x 28 1/4 x 30 1/2"	315	1,261.43
BENCH-HIGH CABINETS				
H250350A	4	30 x 28 1/4 x 33 1/2"	293	1,148.96
H250350B	5	30 x 28 1/4 x 33 1/2"	330	1,298.92
H2503501001	7	30 x 28 1/4 x 33 1/2"	378	1,562.59
H2503501003	5	30 x 28 1/4 x 33 1/2"	327	1,294.58
MID-RANGE CABINETS				
H250400A	8	30 x 28 1/4 x 37 3/8"	435	1,742.66
H2504001001	6	30 x 28 1/4 x 37 3/8"	373	1,462.84
H2504001002	5	30 x 28 1/4 x 37 3/8"	348	1,338.15
H2504001003	5	30 x 28 1/4 x 37 3/8"	328	1,318.99
COUNTER-HIGH CABINETS				
H250490B	9	30 x 28 1/4 x 44 1/2"	486	1,928.97
H250490C	6	30 x 28 1/4 x 44 1/2"	401	1,525.72
H250490D	7	30 x 28 1/4 x 44 1/2"	431	1,663.99
H2504901012	6	30 x 28 1/4 x 44 1/2"	396	1,513.84
EYE-LEVEL CABINETS				
H250680A	17	30 x 28 1/4 x 59 1/2"	791	3,159.52
H250680C	10	30 x 28 1/4 x 59 1/2"	578	2,191.01
H250680D	8	30 x 28 1/4 x 59 1/2"	506	1,894.05
H250680F	11	30 x 28 1/4 x 59 1/2"	607	2,324.82
H250680G	7	30 x 28 1/4 x 59 1/2"	485	1,777.77
H2506801001	15	30 x 28 1/4 x 59 1/2"	723	2,868.26
H2506801014	8	30 x 28 1/4 x 59 1/2"	522	1,927.76
H2506801015	7	30 x 28 1/4 x 59 1/2"	490	1,791.00



- Small
- Medium
- Large
- Extra Large

These color codes quickly identify relative drawer sizes in illustrations in the Modular Drawer section of this catalog.

DRAWER TABLE		
Drawer Number	Usable Height	Drawer Size
40	2-1/4"	Small
50	3"	
60	3-7/8"	Medium
70	4-5/8"	
80	5-3/8"	Large
90	6-1/4"	
100	7"	Extra Large
110	7-3/4"	
120	8-1/2"	
130	9-3/8"	
140	10-1/8"	
150	10-7/8"	
160	11-3/4"	
170	12-1/2"	
180	13-1/4"	



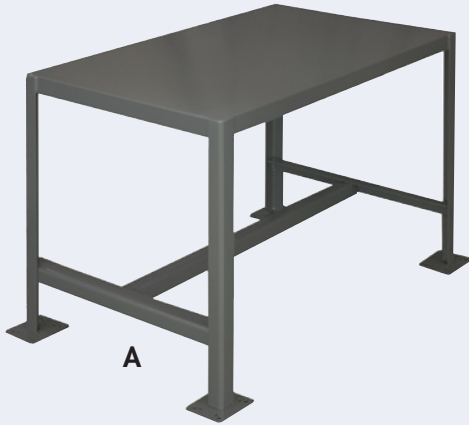
Mobile Tool Cabinet

Welded main frame cabinet with heavy-duty handle, steel reinforced sides, and 12-gauge steel drawer fronts. Heavy-duty 6" casters, 2 with footbrakes. Same drawer features as standard Modular Drawer Cabinets. FOB Shipping Point.


MOBILE TOOL CABINET				
Product No.	No. Drawers	Size W x D x H	Wt. (lbs.)	Price Ea.
H250-350G	6	30 x 28 1/4 x 40"	465	\$1,766.44

MOBILE & STATIONARY MACHINE TABLES

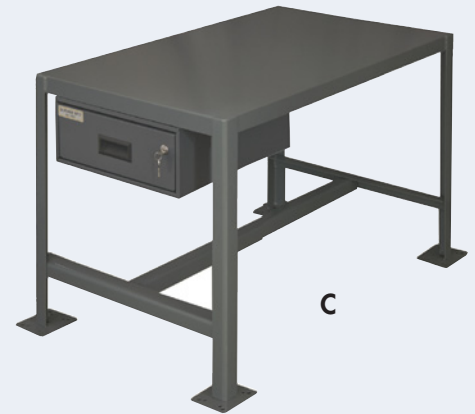
DURHAM MFG[®]
Est. 1922



A



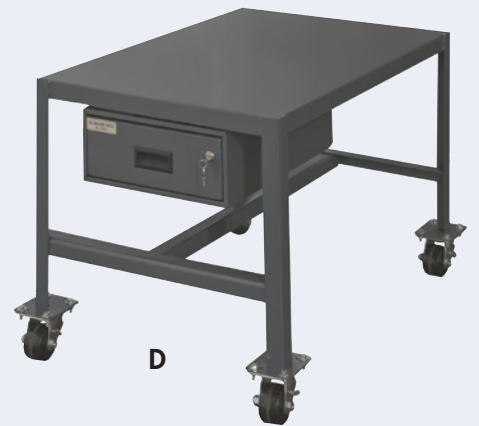
B




C

All Durham Machine Tables Feature:

- 1½" x ½" angle iron frame.
- 14 gauge shelves with stiffeners for added support.
- All units have provisions for optional drawer.
- Foot pads with pre-drilled holes for lagging to floor.
(Mobile units feature 3" plastic casters, 2 rigid, 2 swivel with locking thumb screws).
- Durable gray powder coat finish.
- Ships fully assembled, ready for use (units with drawer require minimal assembly for the drawers).
- Drawers feature 100 lb. capacity.
- FOB Shipping Point.



D



E



F

A) MEDIUM DUTY MACHINE TABLES - TOP SHELF ONLY					
Product No.	Cap. (lbs.)	Size W x D x H	No. of Shelves	Wt. (lbs.)	Price Ea.
HMT182424-2K195	2000	24 x 18 x 24"	1	76	\$96.39
HMT182442-2K195	2000	24 x 18 x 42"	1	83	107.33
HMT243618-2K195	2000	36 x 24 x 18"	1	87	113.24
HMT243636-2K195	2000	36 x 24 x 36"	1	94	124.18
HMT243642-2K195	2000	36 x 24 x 42"	1	96	127.79

B) MEDIUM DUTY MACHINE TABLES - 2 SHELVES					
Product No.	Cap. (lbs.)	Size W x D x H	No. of Shelves	Wt. (lbs.)	Price Ea.
HMT183630-2K295	2000	36 x 18 x 30"	2	100	\$132.87
HMT243630-2K295	2000	36 x 24 x 30"	2	110	138.70
HMT244830-2K295	2000	48 x 24 x 30"	2	125	153.36
HMT246030-2K295	2000	60 x 24 x 30"	2	157	193.24

C) MEDIUM DUTY MACHINE TABLES WITH DRAWER AND TOP SHELF ONLY						
Product No.	Cap. (lbs.)	Size W x D x H	No. of Shelves	Drawer Size W x D x H	Wt. (lbs.)	Price Ea.
HMTD182424-2K195	2000	24 x 18 x 24"	1	12½ x 18½ x 4¾"	96	\$166.87
HMTD182442-2K195	2000	24 x 18 x 42"	1	12½ x 18½ x 4¾"	103	177.99
HMTD243618-2K195	2000	36 x 24 x 18"	1	12½ x 18½ x 4¾"	107	186.57
HMTD243636-2K195	2000	36 x 24 x 36"	1	12½ x 18½ x 4¾"	114	190.27
HMTD243642-2K195	2000	36 x 24 x 42"	1	12½ x 18½ x 4¾"	116	201.34

D) MOBILE MEDIUM DUTY MACHINE TABLES WITH DRAWER AND TOP SHELF ONLY						
Product No.	Cap. (lbs.)	Size W x D x H	No. of Shelves	Drawer Size W x D x H	Wt. (lbs.)	Price Ea.
HMTDM182424-2K195	2000	24 x 18 x 24"	1	12½ x 18½ x 4¾"	93	\$267.10
HMTDM182442-2K195	2000	24 x 18 x 42"	1	12½ x 18½ x 4¾"	100	278.04
HMTDM244836-2K195	2000	48 x 24 x 36"	1	12½ x 18½ x 4¾"	120	308.55
HMTDM244842-2K195	2000	48 x 24 x 42"	1	12½ x 18½ x 4¾"	122	312.21

E) HEAVY DUTY MACHINE TABLES - 2 SHELVES					
Product No.	Cap. (lbs.)	Size W x D x H	No. of Shelves	Wt. (lbs.)	Price Ea.
HMT244836-3K295	3000	48 x 24 x 36"	2	150	\$224.48
HMT304836-3K295	3000	48 x 30 x 36"	2	166	241.93
HMT364836-3K295	3000	48 x 36 x 36"	2	179	275.33
HMT367236-3K295	3000	72 x 36 x 36"	2	256	379.04

F) MOBILE MEDIUM DUTY MACHINE TABLES - 2 SHELVES					
Product No.	Cap. (lbs.)	Size W x D x H	No. of Shelves	Wt. (lbs.)	Price Ea.
HMTM183630-2K295	2000	36 x 18 x 30"	2	98	\$227.76
HMTM243630-2K295	2000	36 x 24 x 30"	2	107	242.22
HMTM244830-2K295	2000	48 x 24 x 30"	2	122	265.91
HMTM246030-2K295	2000	60 x 24 x 30"	2	154	288.12

SHOP FURNITURE

Tri-Boro Work-Master Work Benches

- Delivers maximum performance in maintenance rooms, assembly areas or repair shops.
- The toughest workbench in the industry!

Tough steel top benches stand up to the daily rigors of hard industrial use. Heavy gauge 1/4" thick steel construction ensures durability, and backed by heavy-duty steel components. Legs feature double electrical knock outs front and rear. Adjustable legs shown -- flared models available, contact dealer for details. Tops also available in Maple, Plastic, -- contact dealer for details. Easily maintained and cleaned. Tough blended powder coat Gray paint finish. FOB Shipping Point.



HWBD3048SA



HWBA3048SA



HWBB3048SA



HWBC3048SA

STEEL TOP BENCH -- STYLE A (Includes top, legs & stringer)				
Product No.	Size D x H	Height	Wt. (lbs.)	Price Ea.
HWBA3048SA	30 x 48"	29-33"	93	\$184.31
HWBA3648SA	36 x 48"	29-33"	107	199.95
HWBA3060SA	30 x 60"	29-33"	103	197.49
HWBA3660SA	36 x 60"	29-33"	124	229.43
HWBA3072SA	30 x 72"	29-33"	118	224.44
HWBA3672SA	36 x 72"	29-33"	128	250.67
STEEL TOP BENCH -- STYLE B (Includes top, legs, stringer & shelf)				
HWBB3048SA	30 x 48"	29-33"	111	223.18
HWBB3648SA	36 x 48"	29-33"	125	238.82
HWBB3060SA	30 x 60"	29-33"	125	243.81
HWBB3660SA	36 x 60"	29-33"	146	275.76
HWBB3072SA	30 x 72"	29-33"	145	278.34
HWBB3672SA	36 x 72"	29-33"	155	304.56
STEEL TOP BENCH -- STYLE C (Includes top, legs, stringer & shelf, back & end stops)				
HWBC3048SA	30 x 48"	29-33"	121	256.30
HWBC3648SA	36 x 48"	29-33"	136	274.47
HWBC3060SA	30 x 60"	29-33"	137	278.16
HWBC3660SA	36 x 60"	29-33"	159	312.70
HWBC3072SA	30 x 72"	29-33"	158	317.91
HWBC3672SA	36 x 72"	29-33"	169	346.65
STEEL TOP BENCH -- STYLE D (Includes top, legs, stringer & shelf, riser, drawer, back & end stops)				
HWBD3048SA	30 x 48"	29-33"	159	368.85
HWBD3648SA	36 x 48"	29-33"	174	387.02
HWBD3060SA	30 x 60"	29-33"	177	396.04
HWBD3660SA	36 x 60"	29-33"	199	430.59
HWBD3072SA	30 x 72"	29-33"	201	450.45
HWBD3672SA	36 x 72"	29-33"	212	479.20

Shop Desks

- Shop desks designed for ease of use, organization and convenient secure storage.
- Smooth writing surface for stand up or sit down use.

Three compartment work organizer is perfect for convenient access to supplies or documents. Ideal for shippers, checkers, dispatchers, mailrooms or receiving departments. Built for long, tough and sturdy service. Wall Mounted Shop Desk & Open Style Shop Desk shipped KD. Cabinet Style Shop Desk shipped assembled. Tough blended powder coat Gray paint finish. FOB Shipping Point.



Wall Mounted Shop Desk



Cabinet Style Shop Desk



Open Style Shop Desk

SHOP DESKS				
Product No.	Description	Size D x W x H	Wt. (lbs.)	Price Ea.
HSD3035-W	Wall mounted	30 x 34 1/2 x 53"	72	\$220.56
HSD3035-OS	Open style	30 x 34 1/2 x 53"	94	258.39
HSD3035-CS	Cabinet style	30 x 34 1/2 x 53"	147	510.65

Plus applicable steel surcharge on entire page.

Multi-Purpose Work Tables

- Built for rugged industrial work.
- All heavy gauge steel construction.

Heavy-duty work table is perfect for assembly, machine mounting, repair or an extra storage area. Complete with 2 shelves. Height is adjustable for ergonomic use. Top is built from 14 ga. steel -- lower shelf is 18 ga. steel. Tough blended powder coat Gray paint finish. FOB Shipping Point.



MULTI-PURPOSE WORK TABLE				
Product No.	Height Adj.	Size D x W	Wt. (lbs.)	Price Ea.
HWT-3018-S	25-30"	30 x 18"	31	\$77.30
HWT-3024-S	25-30"	30 x 24"	44	103.90
HWT-3018-T	29-34"	30 x 18"	33	80.62
HWT-3024-T	29-34"	30 x 24"	46	108.56

WORK BENCHES

Three Drawer Cabinet Work Bench

- Features ample storage capacity and roomy work surface.
- Built for enduring service and strength.

The perfect addition to your shop or maintenance area. This spacious cabinet workbench features 16 cu. ft. of storage space in the 6' model and 12 cu. ft. in the 5' model as well as three locking bench drawers with pull handles and ball bearing drawer slides. Has a middle shelf with 9" of clearance, and 2 lockable T-handle cabinet doors. Laminated maple top offered in 1 1/2" and 2 1/2" thickness.

Contact Dealer for Red Oak or 12ga. top options. Available in Green, or Gray -- please specify. Additional colors available, contact dealer. Shipped KD. FOB Shipping Point.



Product No.	Top Size L x D	Top Thickness	Bench Height	Cabinet Size W x D	Wt. (lbs.)	Price Ea.
H163-530-34	60 x 30"	1 1/2"	33 3/4"	52 x 24"	310	\$1,445.00
H163-530-35	60 x 30"	2 1/2"	34 3/4"	52 x 24"	350	1,699.00
H163-630-34	72 x 30"	1 1/2"	33 3/4"	70 x 24"	340	1,745.00
H163-630-35	72 x 30"	2 1/2"	34 3/4"	70 x 24"	410	1,950.00



Extra Heavy Duty Plate Top Work Bench

- Sets the standard for heavy duty performance, with 14,000 lb. capacity.
- Super-rugged 3/8" steel plate bench top with 12 ga. back plate.

Rugged all-welded 2 x 2 x 1/8" angle iron bench legs and 1 1/2 x 1 1/2 x 1/8" tie rods create a rock solid workbench support frame. Predrilled countersunk 3/8" steel plate bench top, 12 ga. formed stringer and 12 ga. back plate provide superior strength. Heavy Duty ball bearing bench drawers and lower shelves are available. Available in Green, or Gray -- please specify. Additional colors available, contact dealer. Shipped KD. FOB Shipping Point.

Product No.	Top Size L x D	No. Legs	Wt. (lbs.)	Price Ea.
H152-330	36 x 30"	2	179	\$535.00
H152-430	48 x 30"	2	225	629.00
H152-524	60 x 24"	3	247	745.00
H152-530	60 x 30"	3	292	799.00
H152-624	72 x 24"	3	285	899.00
H152-630	72 x 30"	3	337	935.00

Select Bench Leg Height of 30", 32" or 35" -- Add size to Product No. (Example: H152-330-30)
H221-4-HD Steel Drawer. Measures 14" x 22" x 6". (Left or right mounting -- please specify.) Price Ea. \$145.00

Mobile Work Bench

- Rugged, all-purpose mobile work bench goes where you need it to get the job done.
- Bench legs are made of 2 x 2 x 1/8" welded angle for maximum strength and durability.

Tough bench top is made of 12 ga. formed steel and predrilled and countersunk for ease of assembly. Formed stringer and lower shelf assure rigidity under the heaviest of loads. Handles up to 1400 lb. loads. 5" roller bearing casters are an extension of the all welded, angle bench legs. Measures 60"L. x 29"D. x 35"H. Other sizes available -- call dealer for information. Shipped KD. SK brakes locks both wheel and swivel rigging -- furnished on rubber swivel casters. FOB Shipping Point..

Product No.	Castors	Wheel	Wt. (lbs.)	Price Ea.
H124-529-166-R	2 Rigid, 2 Swivel	Rubber	163	\$628.00
H124-529-166-XR	All Swivel	Rubber	163	638.00
H124-529-166-S	2 Rigid, 2 Swivel	Steel	169	634.00
H124-529-166-XS	All Swivel	Steel	169	648.00



Pollard
EST. 1921



Open Leg Work Bench -- Steel Top or Laminated Maple Top

- All welded heavy duty angle iron bench legs make up support frame.
- 10,000 lb. capacity.

Formed 12 ga. steel bench top and the laminated 1 1/2" maple top are predrilled and countersunk for ease of assembly. Shelves, stringers, back and end plates are formed of heavy ga. steel to provide lifetime performance. An optional bench drawer is also available with padlock attachment bar or cylinder lock -- measures 14" x 22" x 6". FOB Shipping Point.

STEEL TOP BENCHES				LAMINATED MAPLE TOP BENCH		
Top Size L x D	Product No.	Wt. (lbs.)	Price Ea.	Product No.	Wt. (lbs.)	Price Ea.
48 x 30"	H121-429	133	\$369.00	H141-430	154	\$469.00
60 x 30"	H121-529	157	389.00	H141-530	183	515.00
60 x 36"	H121-536	190	469.00	H141-536	220	599.00
72 x 30"	H121-629	178	449.00	H141-630	209	559.00
72 x 36"	H121-636	217	529.00	H141-636	253	689.00
96 x 30"	H121-829	242	649.00	H141-830	284	845.00
96 x 36"	H121-836	296	749.00	H141-836	344	979.00
120 x 30"	H121-1029	287	759.00	H141-1030	339	1,059.00
120 x 36"	H121-1036	351	875.00	H141-1036	411	1,295.00

Select Bench Leg Ht. of 30", 32", or 35" and add to Model No. (Example: H121-529-35)

Drawer Option:

H221-4B (steel) Price Ea. \$129.50

H220-4 (wood) Price Ea. \$112.50

H240 Cylinder Lock. Price Ea. \$18.50

Steel Wood Work Bench

- 2 1/2" Thick Maple and Rugged 12 ga. Steel Top.

- Ideal for precision work.

The tool and die makers' standard for decades, this workbench is ideal for hands on work and detail. The 2 1/2" thick maple portion of the work surface is 11" deep and absorbs shocks from mallets and hammers while providing a non-scratch surface for finished parts and precision tools. The back 18" 12 ga. steel top is set into a rabbet joint to provide a smooth transition from wood to steel and 30" of total work surface. A heavy duty 14 x 22 x 5" bench drawer with ball bearing drawer slides, a cylinder lock and pull handle is included with workbench.

Available in Green, or Gray -- please specify. Additional colors available, contact dealer. Shipped KD. FOB Shipping Point.



Product No.	Top Size L x D	Wt. (lbs.)	Price Ea.
H131-529	60 x 30"	188	\$689.00
H131-629	72 x 30"	244	779.00



STOOLS & WORKBENCH COMPONENTS



Industrial Shop Stools

- Riveted and welded for superior strength and performance.
- Natural wood seats are designed for handsome good looks and comfort.

Shop stool frame is made of 3/4" x 3/4" angle iron and 1" x 1/2" steel strip that is mitered, riveted and welded together for day in and day out use. Standard stool foot is dimpled to protect factory floors, non-marring leveling glides and swivel casters available for additional surface protection. 14" diameter stool seats are available in 1" thick laminated maple or 12 ga. steel, as are the optional 12" x 6" seat backs. Wood shop stool call numbers referenced, contact dealer for all steel stool information. Heavy Duty higher capacity stools available - call dealer for details. Available in Green, or Gray, - please specify. Additional colors available - contact dealer. Ships KD. FOB Shipping Point.

INDUSTRIAL SHOP STOOLS				
Product No.	Cap. (lbs.)	Seat Height	Wt. (lbs.)	Price Ea.
STATIONARY HEIGHT -- NO BACK				
H300-14	400	14"	10	\$73.50
H300-18	400	18"	12	75.50
H300-20	400	20"	13	77.50
H300-22	400	22"	14	79.50
H300-24	400	24"	14	80.50
H300-26	400	26"	15	82.50
H300-28	400	28"	16	89.50
H300-30	400	30"	18	91.50
ADJUSTABLE HEIGHT -- NO BACK				
H302-1824	400	18-24"	10	90.50
H302-2228	400	22-28"	12	92.50
H302-2632	400	26-32"	15	99.50
H302-3036	400	30-36"	16	102.50

Change prefix to H301 plus height for stationary height stool backrest (i.e. H301-22). Wt. 4 (lbs.) Add \$30.00 to above pricing.
Change prefix to H303 plus height for adjustable height stool backrest (i.e. H303-1824). Wt. 4 (lbs.) Add \$30.00 to above pricing.



Adjustable Stools

3/4" x 3/4" angle iron extensions are pierced multiple times for 6 inches of adjustability in 1" increments and attach to base of stool frame.

Work Bench Legs

Material: All bench legs, mobile, stationary, and adjustable except Style 202 are made of heavy duty Arc-welded 2 x 2 x 1/2" angle iron. Style 202 Bench legs are made of heavy-duty Arc-welded 1 1/2 x 1 1/2 x 1/2" angle iron.

MOBILE BENCH LEGS-5" polyurethane casters, rigid or swivel with brakes, come standard on all mobile Style 200 and 201 Bench legs. Suggested Load Range 700 lb. per leg. Higher capacity casters are available. Dual 2" locking swivel casters are standard on Style 202-R Bench legs. Suggested Load Range 500 lb. per leg.

STATIONARY BENCH LEGS-Style 200 This benchmark bench leg has been the industry standard for decades. 5" foot pads are pierced for optional bolting to the floor. 4" bench leg top allows for the use of a common leg between 2 workbench tops. Multiple holes on the front and back of the uprights mean flexible stringer and tool mounting options. Style 201 Bench leg is a larger version of Style 200 with the addition of a center upright, also pierced multiple times, for even more flexibility with stringer and tool mounting options and providing an unencumbered flow below the work surface from both side of the workbench. Style 203 "K" leg has a 4" bench leg base pierced for optional mounting and stability and has the front upright set in and up at a 45 degree angle providing additional range of motion below the workbench, and is pierced for the addition of a durable formed steel foot rest. Style 202-G Medium Duty bench legs are versatile, exceptionally strong and come with adjustable height non-marring leveling glides making them perfect in any setting: factory, office, garage or basement. 5" foot pads and locking swivel casters are available. Available in Green or Gray -- please specify. Additional colors available - contact dealer. FOB Shipping point.

MOBILE STYLE WORK BENCH LEGS				
FIXED HEIGHT W/2 STATIONARY 5" RUBBER CASTERS				
Product No.	Size W x H	Cap. (lbs.)	Wt. (lbs.)	Price Ea.
H200-2330-166R	23 x 30"	700	28	\$155.00
H200-2332-166R	23 x 32"	700	28	155.00
H200-2335-166R	23 x 35"	700	28	155.00
H200-2830-166R	28 x 30"	700	30	161.00
H200-2832-166R	28 x 32"	700	30	161.00
H200-2835-166R	28 x 35"	700	30	161.00
H200-3630-166R	36 x 30"	700	33	169.00
H200-3632-166R	36 x 32"	700	33	169.00
H200-3635-166R	36 x 35"	700	33	169.00
FIXED HEIGHT W/2 SWIVEL 5" RUBBER CASTERS & BRAKE				
H200-2330-166XR	23 x 30"	700	29	185.00
H200-2332-166XR	23 x 32"	700	29	185.00
H200-2335-166XR	23 x 35"	700	29	185.00
H200-2830-166XR	28 x 30"	700	31	191.00
H200-2832-166XR	28 x 32"	700	31	191.00
H200-2835-166XR	28 x 35"	700	31	191.00
H200-3630-166XR	36 x 30"	700	34	199.00
H200-3632-166XR	36 x 32"	700	34	199.00
H200-3635-166XR	36 x 35"	700	34	199.00

WORK BENCH LEGS				
FIXED HEIGHT -- ALL WELDED 2 x 2 x 1/2" ANGLE				
Product No.	Size W x H	Cap. (lbs.)	Wt. (lbs.)	Price Ea.
H200-2330	23 x 30"	5000	18	\$62.50
H200-2332	23 x 32"	5000	18.5	62.50
H200-2335	23 x 35"	5000	19	62.50
H200-2830	28 x 30"	7000	20	66.50
H200-2832	28 x 32"	7000	20.5	66.50
H200-2835	28 x 35"	7000	21	66.50
H200-3630	36 x 30"	10,000	23	72.50
H200-3632	36 x 32"	10,000	23.5	72.50
H200-3635	36 x 35"	10,000	24	72.50
FIXED HEIGHT -- ALL WELDED 2 x 2 x 1/2" ANGLE (FOR 48" & 60" WIDTHS)				
H201-4530	45 x 30"	10,000	29	77.00
H201-4532	45 x 32"	10,000	29	77.00
H201-4535	45 x 35"	10,000	29	77.00
H201-5530	55 x 30"	10,000	34	87.00
H201-5532	55 x 32"	10,000	34	87.00
H201-5535	55 x 35"	10,000	34	87.00
FIXED HEIGHT -- ALL WELDED 1 1/2 x 1 1/2 x 1/2" ANGLE				
H202-2330-G	23 x 30"	3000	15	75.00
H202-2332-G	23 x 32"	3000	15	75.00
H202-2335-G	23 x 35"	3000	15	75.00
H202-2830-G	28 x 30"	3000	22	82.00
H202-2832-G	28 x 32"	3000	22	82.00
H202-2835-G	28 x 35"	3000	22	82.00
FIXED HEIGHT -- ALL WELDED 2 x 2 x 1/2" ANGLE -- EXTRA LEG ROOM				
H203-2330	23 x 30"	4000	20	89.00
H203-2332	23 x 32"	4000	20	89.00
H203-2335	23 x 35"	4000	20	89.00
H203-2830	28 x 30"	4000	22	95.00
H203-2832	28 x 32"	4000	22	95.00
H203-2835	28 x 35"	4000	22	95.00

H3036/3642 6" Adjustable Leg Heights in 1" increments all styles, except H203 series. Add \$25.00 to above for pricing.



Work Bench Accessories

(Contact Dealer for Details)

Style 209 Stringer: Durable formed 16 ga. steel with 3/4" flanged top & bottom for extra strength and rigidity has (4) 1/2" holes pierced 4" on center for mounting. **Style 207 Shelves:** Strong 12 ga. steel shelves are formed 1" up in back and 1" down in front and are pierced to match the holes on standard bench legs. **Style 220 Bench Drawers:** All welded drawer bodies handle heavy load usage as do the full extension 20" ball bearing drawer slides that are welded to a steel cover providing a theft proof top and easy assembly. Available as single drawer or in 2 and 3 drawer units. Padlock attachment standard; cylinder lock, pull handle and sliding drawer tray are available. **Style 216 Riser Shelf:** 16 ga. shelf 10"W. x 12"H. with 2" lip formed up in back and down in front for strength. Boxed riser shelf sides provide privacy and mount to steel or wood bench tops.



Style 223 Drawer Unit



Style 220 Drawer



Style 216 Riser Shelf

SHOP FURNITURE



Machine Tables

750 Medium Duty Machine table for all purpose use around the machine shop, garage, factory or basement, can hold anything from paperwork to raw materials. Structural braces maximize rigidity, 16 gauge tool trays can be mounted with 1" form facing up or down. Optional non-marring leveling glides and locking swivel casters are available. Available in Green or Gray – please specify. Additional colors available. Ships KD. FOB Shipping Point.

MACHINE TABLES - 750 1,000 LB. CAPACITY				
Product No.	Dimensions L x W x H	Wt. (lbs.)	Price Ea.	
H750-1824-18	18 x 24 x 18"	22	\$110.00	
H750-1824-24	18 x 24 x 24"	25	112.00	
H750-1824-30	18 x 24 x 30"	28	114.00	
H750-1824-36	18 x 24 x 36"	31	116.00	
H750-2226-18	22 x 26 x 18"	24	117.50	
H750-2226-24	22 x 26 x 24"	27	119.50	
H750-2226-30	22 x 26 x 30"	30	121.50	
H750-2226-36	22 x 26 x 36"	33	123.50	
H750-2430-18	24 x 30 x 18"	27	121.50	
H750-2430-24	24 x 30 x 24"	30	123.50	
H750-2430-30	24 x 30 x 30"	33	125.50	
H750-2430-36	24 x 30 x 36"	36	127.50	
H750-2436-18	24 x 36 x 18"	30	127.50	
H750-2436-24	24 x 36 x 24"	33	129.50	
H750-2436-30	24 x 36 x 30"	36	131.50	
H750-2436-36	24 x 36 x 36"	39	135.00	

To add Glides add -G to the product no. and add \$40.00 to the price.
To add Casters add -R to the product no. and add \$89.00 to the price.
To add a second shelf, call for pricing.

Locker Room Bench - 332

The perfect addition to any mud-room, locker room or waiting room, Pollard's Style H332 Locker Room Bench comes standard with a 12" deep, 12 gauge Steel Seat formed down 1 3/4" and under 1" for superior strength and support.



12 x 1 1/4" Laminated Maple and Red Oak Seats are also available. The H333 Bench Leg Pedestals are small but sturdy versions of our industry standard arc-welded, angle iron bench legs and have 1 1/2" hard rubber, non-marring leveling glides; formed feet for bolting the locker room bench to the floor and locking swivel casters are available. The dry grid shelf offers quick and easy storage for gym bags, shoes or anything you want to keep off the ground. Standard color Green or Gray – please specify. For Red Oak Seat option and additional colors contact dealer for information. Ships KD. FOB Shipping Point.

LOCKER ROOM BENCH - 332							
STEEL BENCH SEAT				MAPLE BENCH SEAT			
Bench Length	No. of Legs	Product No.	Wt. (lbs.)	Price Ea.	Product No.	Wt. (lbs.)	Price Ea.
3'	2	H332-S-3	42	\$190.00	H332-M-3	38	\$240.00
4'	2	H332-S-4	50	200.00	H332-M-4	45	250.00
5'	2	H332-S-5	58	210.00	H332-M-5	52	260.00
6'	2	H332-S-6	66	220.00	H332-M-6	59	270.00
7'	3	H332-S-7	82	255.00	H332-M-7	74	305.00
8'	3	H332-S-8	90	265.00	H332-M-8	81	315.00

H333 Bench Leg Pedestal \$50.00.

Mobile Shop Desks

Wobble-free mobile shop desk provides a 20 x 20" writing surface for those on the move in the factory, out on the dock or in the garage. Support frame is made of 2 x 2 x 1/8" angle iron for maximum strength. Four 4" swivel casters allow for tight maneuvering. The 16 gauge all-utility container box is bolted to the support frame and will handle anything from freight and stock forms to small tools. Utility box measures 20"W x 8"D x 5"H. Desk measures 20"W x 20"D x 48"H with a writing height of 42". Standard colors Green or Gray – please specify. Additional colors available – call dealer for information. H790 ship knocked down and H791 ships assembled. FOB Shipping Point.

MOBILE SHOP DESKS			
Product No.	Description	Wt. (lbs.)	Price Ea.
H790	Knocked Down	51	\$325.00
H791	All-Welded	51	385.00



Dispatch Desks

Desks can be stationary or mobile. Locking swivel casters (-R) and leveling glides (-G) are available. Choose from a single or double top compartment for increased storage. All desks include a heavy duty bench drawer that runs on ball bearing slides and has a sliding insert tray and cylinder lock. Drawer dimensions are 20 x 20 x 6". Overall desk size is 36 x 24 x 42" to desk height, 51" OA height. Standard colors Green or Gray – please specify. Additional colors available. Ships KD. FOB Shipping Point.



H175-1

DISPATCH DESKS				
Product No.	No. of Top Compartments	Lower Tray	Wt. (lbs.)	Price Ea.
H175	Single	Tie Rods	87	\$235.00
H175-DC	Double	Tie Rods	105	295.00
H175-1	Single	1 Tray	94	305.00
H175-1-DC	Double	1 Tray	112	365.00
H175-2	Single	2 Trays	113	379.00
H175-2-DC	Double	2 Trays	131	435.00

Optional Glides add -G to the product no. and add \$35.00 to the price.
Optional Casters add -R to the product no. and add \$85.00 to the price.
Larger drawer option available -- contact dealer.

Locker Room Bench - 330

Pedestals that won't rust through provide the support unit for these locker room benches. The pedestals are made from a gray iron casting to maximize strength and allow the bench to be used as a free standing unit, if desired. The bench seat is made of laminated maple 9 1/2" wide and 1 1/4" thick. A two coat catalyzed varnish finish protects the wood. Standard color Gray or Green – please specify. Additional colors and depths available – contact dealer for information. Ships KD. FOB Shipping Point.



LOCKER ROOM BENCH - 330				
Product No.	Bench Length	No. of Pedestals	Wt. (lbs.)	Price Ea.
H330-3	3'	2	46	\$206.00
H330-4	4'	2	50	215.00
H330-5	5'	2	54	240.00
H330-6	6'	2	58	245.00
H330-7	7'	2	62	275.00
H330-8	8'	3	62	350.00
H330-9	9'	3	85	365.00
H330-10	10'	3	89	395.00
H330-11	11'	3	93	435.00
H330-12	12'	3	97	475.00

H331 Pedestal only \$75.00.

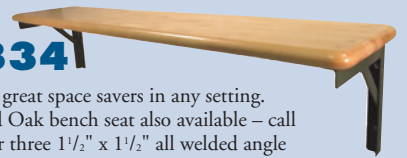
Locker Room Bench - 334

Pollard's all-new Wall Mounted Locker Room Benches are great space savers in any setting. Seats are available in 1 1/2" x 12" wide laminated maple. Red Oak bench seat also available – call dealer for details. Your choice of seat is supported by two or three 1 1/2" x 1 1/2" all welded angle brackets designed to fit standard wall studs.

Ships KD.
FOB Shipping Point.

LOCKER ROOM BENCH - 334 MAPLE BENCH SEAT				
Bench Length	No. of Brackets	Product No.	Wt. (lbs.)	Price Ea.
3'	2	H334-M-3	23	\$145.00
4'	2	H334-M-4	28	155.00
5'	2	H334-M-5	33	165.00
6'	3	H334-M-6	42	185.00
7'	3	H334-M-7	47	195.00
8'	3	H334-M-8	52	205.00
9'	3	H334-M-9	57	235.00
10'	3	H334-M-10	62	295.00

H335 Bracket only \$30.00.



HEAVY DUTY TRUCKS & MOBILE BENCHES



H550 - A Frame



H512 - Flat Top



H508 - Heavy Duty Die



H516 - Heavy Duty Die



H514 - Closed

A Frame Truck - 550

All welded A frame truck with reinforced 12 gauge deck for transport of sheet stock, panels, slabs or in process parts. The A frame structure rises 48" above the 8" high reinforced deck creating a 56" overall height. Available in Green or Gray – please specify. Additional colors available – contact dealer for information. Ships KD. FOB Shipping Point.

Flat Top Truck - 512

Fully welded angle truck body supports a 12 gauge reinforced deck. Handle is removable for more load flexibility. Deck height sits at 16" and the handle rises another 16" above the deck. Available in Green or Gray – please specify. Additional colors available – contact dealer for information. Ships KD. FOB Shipping Point.

HD Die Truck - 508

All purpose, all welded material and die truck with a reinforced 12 gauge top deck and 2 x 2 x 1/8" angle uprights will provide lifetime performance. Heavy duty, locking swivel casters assure secure material transfer and ease of movement. Overall height of truck is 32". Available in Green or Gray – please specify. Additional colors also available – contact dealer for information. Ships KD. FOB Shipping Point.

HD Die Truck - 516

Transport material and dies with confidence on this heavy duty, all welded truck. The 12 x 20 x 5" ball bearing drawer with 100 lb. capacity allows you to keep the proper tools secure and ready for use. Optional cylinder lock and pull handle available for drawer. Overall height of truck is 36". Available in Green or Gray – please specify. Additional colors also available – contact dealer for information. Ships KD. FOB Shipping Point.

Closed Truck - 514

All welded angle frame reinforces bin bottom and provides support frame. Angle brace is affixed around the entire top of the truck with the edge to the outside or inside – please specify when ordering. Bottom of bin is 16" from the ground, and the sides rise another 16" creating a 33" overall height. Optional handle will increase overall height another 4". Available in Green or Gray – please specify. Additional colors also available – contact dealer for information. Ships KD. FOB Shipping Point.

Truck Caster Options

Standard 5" Polyurethane Casters
2 rigid, 2 swivel with brakes.
Suggested Load Range: 1,400 lbs.
Add **-R** to Product No.
Price as listed in chart.

Heavy Duty 5" Steel Casters
2 rigid, 2 swivel with brakes.
Suggested Load Range: 2,000 lbs.
Add **-S** to Product No.
Add **\$60.00** to price.

Extra Heavy Duty 6" Phenolic Casters
2 rigid, 2 swivel with brakes.
Suggested Load Range: 3,200 lbs.
Add **-E** to Product No.
Add **\$100.00** to price.

All Swivel Casters
Add **-XR** to Product No.
Add **\$25.00** to price.

A FRAME TRUCK – 550			
Product No.	Deck Size W x L	Wt. (lbs.)	Price Ea.
H550-2436	24 x 36"	113	\$415.00
H550-2448	24 x 48"	128	449.00
H550-2454	24 x 54"	138	489.00
H550-2460	24 x 60"	147	529.00
H550-3042	30 x 42"	130	489.00
H550-3048	30 x 48"	140	535.00
H550-3054	30 x 54"	150	559.00
H550-3060	30 x 60"	159	599.00
H550-3072	30 x 72"	178	639.00
H550-3636	36 x 36"	131	489.00
H550-3648	36 x 48"	152	529.00
H550-3660	36 x 60"	173	629.00
H550-3672	36 x 72"	194	669.00
FLAT TOP TRUCK – 512			
H512-2030	20 x 30"	67	395.00
H512-2036	20 x 36"	71	410.00
H512-2440	24 x 40"	86	425.00
H512-2448	24 x 48"	93	440.00
HEAVY DUTY DIE TRUCK – 508			
H508-2430	24 x 30"	108	475.00
H508-2436	24 x 36"	116	489.00
H508-3048	30 x 48"	130	595.00
H508-3060	30 x 60"	145	655.00
HEAVY DUTY DIE TRUCK – 516			
H516-2436	24 x 36"	145	499.00
H516-2448	24 x 48"	167	555.00
H516-3036	30 x 36"	165	559.00
H516-3048	30 x 48"	169	609.00
CLOSED TRUCK – 514			
H514-2030	20 x 30"	125	475.00
H514-2036	20 x 36"	135	485.00
H514-2440	24 x 40"	145	495.00
H514-2448	24 x 48"	160	505.00



Add suffix for caster option:
-R Standard Polyurethane Caster.
-S Heavy Duty Steel Caster, add **\$60.00**.
-E Extra Heavy Duty Phenolic Casters, add **\$100.00**.
-XR All Swivel Casters, add **\$25.00**.

Mobile Maintenance Bench

- Rugged all welded construction.
- 7 different top options.
- 5" heavy duty roller bearing polyurethane casters.
- Easy grip locking "T" handle on cabinets.

The Cabinet/Drawer Mobile Maintenance Bench has 3 heavy duty, heavy use (100 lb. capacity each) bench drawers with keyed cylinder locks and pull handles on ball bearing slides. An adjustable interior shelf sits behind a reinforced cabinet door with locking t-handle. 2 rigid and 2 locking swivel casters standard. In a garage, a maintenance shop or a factory, this mobile unit keeps all of your tools at hands reach. FOB Shipping Point.

The Full Cabinet Mobile Maintenance Bench has over 12 cu. ft. of storage space with an adjustable middle shelf behind 2 reinforced locking t-handle cabinet doors. FOB Shipping Point.



H165C-MT



H165-R



H165-FMT

MOBILE MAINTENANCE BENCH CABINET/DRAWER			
Product No.	Top Size D x W	Wt. (lbs.)	Price Ea.
H165-R	24 x 36"	250	\$1,025.00
H165-ST	29 x 48"	270	1,190.00
H165-FMT	24 x 36"	282	1,125.00
H165-MT	30 x 48"	292	1,245.00
H165-FHT	24 x 36"	295	1,105.00
H165-HT	30 x 48"	311	1,225.00
H165-PT	30 x 48"	390	1,295.00
DOUBLE CABINET			
H165C-R	24 x 36"	170	\$745.00
H165C-ST	29 x 48"	199	895.00
H165C-FMT	24 x 36"	205	845.00
H165C-MT	30 x 48"	220	959.00
H165C-FHT	24 x 36"	210	835.00
H165C-HT	30 x 48"	225	945.00
H165C-PT	30 x 48"	305	989.00

Add suffix for top option:
-R Standard 12 ga. Steel Top.
-ST Larger 12 ga. Steel Top.
-FMT Flush Mount Maple Top.
-MT 1 3/4" Laminated Maple Top.
-FHT Flush Mount Hard Top.
-HT 1 3/8" Hard Top.
-PT Extra HD 3/8" Plate Top.

INDUSTRIAL WORKBENCH

BUILT for hard industrial work.



Adjustable Height Workbench

Fixed Height Workbench

Heavy-Duty WORKBENCH

- Built for hard industrial work.
- Available in steel or premium hardwood work surface.

Steel Top...

11-gauge heavy-duty steel surface extends 1/2" on front and sides to accommodate a vise or clamps.

Hardwood Top...

Surface is premium 1/4" finished oak with rounded edges for a smooth, durable work surface. (2" overhang on front and sides.)

All models feature a wrap around steel backdrop to keep items from falling behind the workbench. Shelves are 12-gauge welded steel. 13/8"D." middle shelf is sloped for easy access to bins. Anchor pads on each leg to secure bench in a fixed position. Available in 34" fixed height with middle and bottom shelves welded forward. Adjustable height models feature telescoping C-channel legs for a 30" - 40"H. work range, middle and bottom shelves welded back. Perfect for adapting to standing or sitting applications. Additional shelf options available-call for details.

FOB Shipping Point.

FIXED HEIGHT -- STEEL TOP					
Product No.	Size W x L	Frame Color	Shelf Option	Wt. (lbs.)	Price Ea.
HRHWB3060GF1S-0	30 x 60"	Gray	Both shelves forward	219	\$652.14
HRHWB3072GF1S-0	30 x 72"	Gray	Both shelves forward	260	723.30
FIXED HEIGHT -- HARDWOOD TOP					
HRHWB3060GF1P-0	30 x 60"	Gray	Both shelves forward	227	993.34
HRHWB3072GF1P-0	30 x 72"	Gray	Both shelves forward	270	1,121.13
ADJUSTABLE HEIGHT -- STEEL TOP					
Product No.	Size W x L	Frame Color	Shelf Option	Wt. (lbs.)	Price Ea.
HRHWB3060GA2S-0	30 x 60"	Gray	Both shelves back	241	803.33
HRHWB3072GA2S-0	30 x 72"	Gray	Both shelves back	280	832.21
ADJUSTABLE HEIGHT -- HARDWOOD TOP					
HRHWB3060GA2P-0	30 x 60"	Gray	Both shelves back	230	1,134.48
HRHWB3072GA2P-0	30 x 72"	Gray	Both shelves back	274	1,250.96



Storage-Go-Round

- Holds up to 1,000 lbs. of parts.
- Access 20 cabinets and as many as 560 drawers in less than three square feet of floor space. Accommodates the 19-Series Steel Cabinets -- mix or match a quantity of 20 (sold separately). Swing diameter 43 3/8". Overall size 31"L x 31"W x 60"H. Assembly required. FOB Shipping Point.

H98325 Wt. 109 (lbs.) Price Ea. \$708.94

H98325 Storage-Go-Round with turntable base (Storage Drawer Cabinets sold separately)



Steel Storage Cabinets

- Two cabinets fit side by side on standard 36"W. shelving.

Drawers are removable and are rust, corrosion and dent proof. No sharp edges to damage parts. Unique rear stop tab on each drawer prevents spills. H19 series includes one drawer color per cabinet -- Red, Blue, Yellow, Gray or Black... please specify. FOB Shipping Point.

Polystyrene Drawers

- 1) Heavy duty welded-steel frame and Charcoal Gray powder coated finish.
- 2) Strong high-impact polystyrene drawers.
- 3) Molded-in label holder and transparent window allow instant content identification.

H19 SERIES HEAVY-DUTY CABINETS**						EXTRA CROSS DIVIDERS			
Product No.	Description	Overall Size W x H x D	No. Drawers Per Cabinet	Drawer Dimensions W x H x D	Wt. (lbs.)	Price Ea.	Product No.	Ctn Qty.	Pkg Price.
H19228	Storage Cabinet*	17 x 11 x 11"	28	2 3/8 x 2 1/8 x 10 1/8"	21	\$130.01	H40228	25	\$14.45
H19320	Storage Cabinet*	17 x 11 x 11"	20	3 3/8 x 2 3/8 x 10 3/8"	21	128.72	H40320	25	13.80
H19416	Storage Cabinet*	17 x 11 x 11"	16	4 x 2 1/8 x 10 1/8"	19	128.77	H40416	25	12.51
H19715	Storage Cabinet*	17 x 11 x 11"	15	3 3/8 x 3 3/8 x 10 3/8"	19	126.87	H40715	25	13.81
H19909	Storage Cabinet*	17 x 11 x 11"	9	5 3/8 x 3 3/8 x 10 3/8"	18	120.41	H40909	25	17.43
H19109	Security Cabinet w/ locking door	17 x 11 x 11"	9	5 3/8 x 3 3/8 x 10 3/8"	20	162.72	H40909	25	17.43
H17 SERIES LIGHT-DUTY CABINETS						EXTRA CROSS DIVIDERS			
H17018	Storage Cabinet	18 x 6 x 9 1/2"	18	2 3/4 x 2 1/2 x 5 1/2"	10	80.69	H40901	25	\$12.92

* Available with a locking door when ordered in quantities of 50 or more.

** Two removable dividers and one label per drawer included.

PRODUCTION WORK EQUIPMENT



Genuine Phillocraft Ergonomic Seating

- 12 Year warranty; lifetime on cylinders.
- Provides maximum comfort and durability that increase worker productivity and reduces fatigue.

Every Ergo Pro chair from Phillocraft is crafted with accentuated lumbar support, waterfall design seat, 2.7 lb./50 ILD premium quality foam. A full range of optional height and tilt mechanisms are available. HUP604 series has an angle-adjustable seat and back controlled with a single lever. The HUP704 series has an angle-adjustable seat and back controlled with two separate levers. Chairs come standard with either glides or casters – please specify when ordering. Rugged olefin fabric available in Blue, Black, Brown, Maroon and Gray; Naugahyde brand vinyl available in Black and Gray – please specify when ordering. Optional foot rings and arm rests are also available for most models. FOB Shipping Point.



OPTIONAL ACCESSORIES			
Product No.	Description	Wt. (lbs.)	Price Ea.
H64-8125	Non-adjustable arm rest; pair	4	\$81.79
H64-8130	Adjustable arm rest; pair	4	112.00
H64-8135	Foot ring	6	57.79

The Phillocraft Basic Bench

- A low cost workbench offering maximum value.
- Its main frame components are made of 12 gauge "C" channel steel resulting in a very strong and rigid bench.

The Basic Bench consists of 4 legs, upper and lower front to back rails, a rear stringer, 4 angle braces and a 1" thick hardboard over particle board top with black T-molding on all top edges. All steel components are gray Tufcote Epoxy electrostatic baked finish for long wear and easy cleaning. It is shipped K.D. with assembly instructions and all hardware. Standard height with the top installed is 30", however leg extensions are available as shown with other options below. The 48" and 60" Basic Benches are UPS shippable. FOB Shipping Point.

Product No.	Top Size	Wt. (lbs.)	Price Ea.
HBB3048	30 x 48 x 1"	96	\$293.36
HBB3060	30 x 60 x 1"	102	307.50
HBB3072	30 x 72 x 1"	108	343.29

ACCESSORIES				
Product No.	Description	Top Size	Wt. (lbs.)	Price Ea.
HT48	Shelf assembly with riser and shelf (Risers are 12 gauge gray finish; shelf is 1" hardboard over particle board with black -T molding on all edges.)	12 x 48 x 1"	30	\$90.43
HT60	Shelf assembly with riser and shelf (Risers are 12 gauge gray finish; shelf is 1" hardboard over particle board with black -T molding on all edges.)	12 x 60 x 1"	38	107.36
HT72	Shelf assembly with riser and shelf (Risers are 12 gauge gray finish; shelf is 1" hardboard over particle board with black -T molding on all edges.)	12 x 72 x 1"	45	129.00
H65-2010	Set of 4 leg extensions	For height range 33" to 37"	4	35.86/set
H65-2245	Set of 4 long leg extensions	For height range 38" to 44"	10	43.00/set
H64-7300	Steel drawer	20 x 20 x 7"	27	266.36

Product No.	Vertical Back Adjustment	Horizontal Back Adjustment	Height Adjustment	Tilt Adjustment Seat	Back	Wt. (lbs.)	Price Ea.
HEC243S	3" range	3" range	1 1/2" - 21 1/2"	Fixed	Fixed	35	\$270.21
HEC243R	3" range	3" range	19 - 26 1/2"	Fixed	Fixed	35	283.93
HEC243T	3" range	3" range	22 1/2" - 32 1/2"	Fixed	Fixed	35	290.57
HECS243S	3" range	3" range	17 - 22 1/2"	Fixed	Fixed	35	318.64
HECS243R	3" range	3" range	20 1/2" - 26"	Fixed	Fixed	35	324.79
HECS243T	3" range	3" range	26 1/2" - 32"	Fixed	Fixed	35	331.00
HUP604S	5 1/2" range	Tilt	1 1/2" - 21 1/2"	Tilt	Tilt	38	309.14
HUP604R	5 1/2" range	Tilt	19 - 26 1/2"	Tilt	Tilt	38	361.64
HUP604T	5 1/2" range	Tilt	22 1/2" - 32 1/2"	Tilt	Tilt	38	359.14
HUP704S	5 1/2" range	Tilt	1 1/2" - 21 1/2"	Tilt	Tilt	38	366.50
HUP704R	5 1/2" range	Tilt	19 - 26 1/2"	Tilt	Tilt	38	386.07
HUP704T	5 1/2" range	Tilt	22 1/2" - 32 1/2"	Tilt	Tilt	38	393.50

All seating components meet or exceed ANSI/BIFMA standards. Foam and fabric meet CA. Technical Bulletin #117 section E fire retardant specifications. UPS shippable.

Phillocraft Heavy Duty Production Table

- Infinitely expandable to meet your current or future needs.
- Begin with an 8' starter and expand with add-ons as your needs grow.

Heavy 12 ga. steel interlocking frame has smooth rolled edges throughout. Parallel apron rails form a permanent top and track edge. Adjustable legs raise top from 33 - 37"H. Invisible steel spline clamping bars connect tops to form a smooth continuous surface. Tops in either hardboard or plastic laminate over high density flake core. Specify top - (01) Hardboard, or (02) Plastic Laminate. Ships KD. FOB Shipping Point.



PHILLOCRAFT
Since 1924

Table Width	8'L TABLE STARTER			4'L TABLE ADD-ONS		
	Product No.	Wt. (lbs.)	Price Ea.	Product No.	Wt. (lbs.)	Price Ea.
24"	HWS2496	158	\$543.43	H24ADD-ON	76	\$279.86
30"	HWS3096	182	578.93	H30ADD-ON	84	289.64
36"	HWS3696	206	600.64	H36ADD-ON	95	300.36
42"	HWS4296	229	622.07	H42ADD-ON	106	311.07
48"	HWS4896	253	700.71	H48ADD-ON	116	350.36
54"	HWS5496	276	726.36	H54ADD-ON	127	363.21
60"	HWS6096	300	750.79	H60ADD-ON	138	375.43
66"	HWS6696	324	807.93	H66ADD-ON	149	404.07
72"	HWS7296	347	836.57	H72ADD-ON	164	418.21
78"	HWS7896	371	872.29	H78ADD-ON	170	436.14

Product No.	Table Width	10'L TABLE	
		Hardboard (01) Price Ea.	Plastic Laminate (02) Price Ea.
HWS24120	24"	198	\$679.36
HWS30120	30"	228	724.00
HWS36120	36"	247	750.86
HWS42120	42"	286	777.57
HWS48120	48"	316	876.79

Ergonomic Work Station

- Completely enclosed unit with heavy steel construction.
- Choice of hand crank or electric lift.

Flexible ergonomic workstations have a height range of 30-46" to easily adjust from sitting to standing height adapting to the dynamic workplace. Features a 26" bottom rail, 18" top rail and measures 37 1/2" center-to-center. Comes with hand crank on manual models or push button control and a powerful 220 volt single phase motor on electric models, providing a 600 lb. lifting capacity. Features include direct drive chain and sprocket mechanism, white powder coat finish, and locking swivel casters. Manual tilt allows operator adjustment up to 15° forward and 8° backwards. Frames and tops available in custom sizes--contact dealer. Shipped KD. FOB Shipping Point.



Manual Lift
(Shown with Plastic Laminate Top)



Electric Lift
(Shown without top)

ERGONOMIC WORK STATION (Frame only - tops sold separately)			
Product No.	Description	Wt. (lbs.)	Price Ea.
HPMS-HC-21/18X26-37.5	Manual	110	\$1,000.29
HPMS-HC-21/24X30-44	Manual	115	1,082.29
HPMS-HC-21/24X30-56	Manual	120	1,111.36
HPMS-HC-21/18X26-28	Manual	110	944.71
HPES-21/18X26-37.5	Electric	115	1,389.21
HPES-21/24X30-44	Electric	120	1,444.79
HPES-21/24X30-56	Electric	125	1,493.71
HPES-21/18X26-28	Electric	110	1,389.21

ERGONOMIC WORK STATION TOPS				
Product No.	Size	Description	Wt. (lbs.)	Price Ea.
H2448L	24 x 48"	Plastic Laminate	110	\$346.50
H2460L	24 x 60"	Plastic Laminate	115	371.29
H3048L	30 x 48"	Plastic Laminate	120	379.14
H3060L	30 x 60"	Plastic Laminate	110	436.21
H3648L	36 x 48"	Plastic Laminate	115	387.43
H3660L	36 x 60"	Plastic Laminate	120	435.00

Other sizes available--contact dealer.

SHOP DESKS AND WORK STATIONS

Pucel
Enterprises, Inc.



Standing Shop Desks

- Helps keep the shop, shipping or mail room running smoothly and efficiently.
- Industrial, heavy-duty, all welded construction for enduring use.

Features sloped writing surface and optional pigeon-hole organizer for papers, parts, or tools – each opening measures 4" x 12". Some models include drawers – optional cylinder locks available. Desk measures 36"W. x 30"D. x 43"H. FOB Shipping Point.

H1236 Wt. 115 (lbs.) Price Ea. **\$314.06**

H1236/P-66 6-Hole Organizer. Add 11" to overall height.

Wt. 139 (lbs.) Price Ea. **\$376.39**

H1036 Basic Unit. Wt. 85 (lbs.) Price Ea. **\$217.21**

H1436 Unit With 4 Drawers Wt. 225 (lbs.) Price Ea. **\$509.57**

H1836 Unit With 8 Drawers Wt. 325 (lbs.) Price Ea. **\$704.97**

Optional Cylinder Locks \$11.24 (keyed differently unless specified)

Optional Pigeon Hole Units

HP-36 Wt. 15 (lbs.) Price Ea. **\$39.27**

HP-66 Wt. 24 (lbs.) Price Ea. **\$62.34**



H1436




H1036



H1836



H1236-P-66



HP-36



HP-66

COLOR CHART

13 Colors available at NO additional cost.

Gray	Dark Green
Vista Green	Dark Brown
Beige	Dark Blue
Light Blue	Orange
Red	Putty
Black	White
Yellow	

Delivery is not affected by color choice.

Custom Colors... available at additional cost.

Custom Design... All items can be modified to suit your needs. Call for information.



H3236 with HP-36 shown



H2036

Shop Cabinet Desks

- Secure cabinet desk includes shelves for extra storage and organization.
- Industrial, heavy-duty, all welded construction for enduring use.

Designed for convenient sloped writing surface and secure storage of large, valuable items. Desk measures 36"W. x 30"D. x 43"H. Available with optional 3 or 6 pigeon-hole organizer; and 2 or 3 shelf cabinets. Optional cylinder locks in drawers and keyed handle in door available. FOB Shipping Point.

Product No.	No. Of Shelves	No. Of Drawers	Wt. (lbs.)	Price Ea.
H2036	2	0	184	\$413.57
H2136	2	1	202	454.81
H2236	2	2	219	493.37
H3036	3	0	205	455.59
H3136	3	1	222	494.14
H3236	3	2	240	531.73
HP-36	3-Pigeon-Hole Unit		15	39.27
HP-66	6-Pigeon-Hole Unit		24	62.34



HFCD-2839

Filing Cabinet Desk

- Unique multi-purpose desk features standard 3 drawer letter size locking filing cabinets.
- Smooth writing surface.

All-welded extra heavy-duty construction features. The ultimate in paper and supplies organization. Keeps files neatly organized and ready for instant retrieval. Also includes sliding locking desk drawer, cylinder locks and bottom shelf on left side. Features handy 8-pigeon-hole unit. 1/4" acrylic mounted over steel top. Desk measures 28"W. x 39"L. x 53 1/2"O.A.H. – 42"H. to the work surface. FOB Shipping Point.
HFCD-2839 Wt. 275 (lbs.) Price Ea. **\$976.76**

Security Computer Work Station

- Protects delicate computer equipment from many types of industrial environments.
- Clear plexiglass upper door with cylinder lock, keeps monitor clean and secure.

Maximum protection and security rolled into one. Ventilated space for monitor and CPU. Features pull-out keyboard shelf. Lower cabinet with cylinder lock has adjustable shelf and lower pull-out shelf. Unit measures 30"W. x 60"H. x 26"D. All-welded heavy-duty construction features. Computer equipment and monitor not included. Unit comes equipped with up to 4 optional fans. FOB Shipping Point.

HSCW-3060 Wt. 275 (lbs.) Price Ea. **\$1,222.27**

Mobile Paper/Supply Cart
HLPAS-1616 16"W. x 16"D. x 14"H. Wt. 19 (lbs.) Price Ea. **\$67.16**

HLPAS-1323 23"W. x 13"D. x 14"H. Wt. 22 (lbs.) Price Ea. **\$78.92**



HSCW-3060

Office/Industrial Shop Desk

- Designed for maximum office efficiency.
- Built for maximum durability and strength.

This all-around shop desk is equipped with steel top, double pedestal, 6 spacious drawers – each with cylinder locks. Drawers slide smoothly on ball bearing steel rollers. Also includes a convenient pigeon hole unit. Desk measures 28"W. x 60"L. x 52"H. All-welded heavy-duty construction features. FOB Shipping Point.

HSD-2860 Wt. 295 (lbs.) Price Ea. **\$1,016.08**



HSD-2860


EDSAL WORKPLACE FURNITURE

Premier Mobile SERVICE BENCHES

- Transports heavy equipment, tools and supplies directly to the job site.
- Handles loads up to 1000 lbs.

Superior features with all-welded steel construction with strong 14 ga. work surface. Genuine Accuride® slides on drawers for smooth operation. Central locking system locks all drawers simultaneously. Locking cabinets have one shelf. Doors have locking chrome "T" style handle for securing contents. Tough powder coat finish in Putty. FOB Shipping Point.

PREMIER MOBILE SERVICE BENCHES					
Ltr. No.	Product No.	Size W x D x H	Description	Wt. (lbs.)	Price Ea.
A	HPMB7808	36 x 22 x 34"	4 drawer/1 door	210	\$713.93
A	HPMB7816	45 x 22 x 34"	4 drawer/1 door	230	800.47
B	HPMB7809	36 x 22 x 34"	1 drawer/1 door	160	594.94
B	HPMB7814	45 x 22 x 34"	1 drawer/1 door	205	647.56
C	HPMB7810	36 x 22 x 34"	2 door	175	468.30
D	HPMB7815	45 x 22 x 34"	8 drawer	270	983.90



HPMB7816



HPMB7814



HPMB7810



HPMB7815

Open Shop Desk

- Features roomy writing surface and storage area.
- Ideal for shipping clerks, watchmen and checkers.



Includes spacious pencil and paper compartments. Sloped top is 43"H. at front. Drawer measures 24"W. x 28" D. x 3½"H. and furnished with lock. Measures 34 ½" W. x 30"D. x 53"H. Tough gray powder coat finish. Ships Class 70. FOB Shipping Point. H620 Wt. 105 (lbs.) Price Ea. \$295.63

Closed Shop Desk

- Features closed bottom area for secure storage.
- Provides the same top and drawer as Open Shop Desk.



Provides increased storage area for a variety of uses. Cabinet door has "T" handle with built-in lock and keys. Inside cabinet measures 32"W. x 28"D. Measures 34½"W. x 30"D. x 53"H. Tough gray powder coat finish. Ships Class 70. FOB Shipping Point. H640 Wt. 150 (lbs.) Price Ea. \$495.89

Wall Mounted Shop Desk

- Here's the ideal space saver for environments with limited floor space.
- Provides the same top and drawer as Open Shop Desk.

Provides a convenient writing area without using valuable floor space. Wall mounted brackets included. Measures 34½"D. x 30"D. x 32½"H. Tough gray powder coat finish. Ships Class 70. FOB Shipping Point. H650 Wt. 85 (lbs.) Price Ea. \$253.57



Deluxe Shop Desk

- Multi-function desk for work and storage.
- Smooth writing surface at just the right height.

Includes 2 double deep file drawers with knockouts for optional cylinder locks. Box drawer for extra storage capacity. Features deluxe bi-level 8 compartment sorter. Easy sliding tray drawer is furnished with cylinder lock and 2 keys for secure storage. All welded 3 drawer pedestal ships set up. Measures 39"W. x 28½"D. x 55½"H. Tough gray powder coat finish. Ships Class 125. FOB Shipping Point. H660 Wt. 163 (lbs.) Price Ea. \$900.27 HCL10 Optional Cylinder Lock. Wt. .5 (lbs.) Price Ea. \$10.03



Heavy-Duty Work Tables

- Provides added work space and storage area.
- Strong, sturdy 16 ga. steel top is ideally suited for use as machine stand.

Perfect for use in offices, factories, machine shops, garages and laboratories. Unique "Tension Frame" construction offers rigidity and strength without cross-bracing by interlocking heavy gauge channel frame members and steel legs. 1500 lb. payload capacity based on evenly distributed loads. Available in 2 top sizes and adjustable height ranges on 2" increments. Tough gray powder coat finish. Ships Class 70. FOB Shipping Point.

HEAVY-DUTY WORK TABLES				
Product No.	Top Size W x D	Height Range	Wt. (lbs.)	Price Ea.
HWT1824-18	18 x 24"	18-24"	23	\$90.36
HWT1824-30	18 x 24"	30-36"	26	98.40
HWT2436-18	24 x 36"	18-24"	32	123.37
HWT2436-30	24 x 36"	30-36"	35	131.80



AIR COMPRESSORS



H5026VP



H216V



H3G3HKL



HTH5530

BelAire Air Compressors

BelAire offers a complete line of air compressors, serving the automotive, industrial and light construction markets. Assembled in Rock Hill, SC, BelAire has models from 2 HP portable compressors up to 30 HP rotary screw. FOB Shipping Point.

SINGLE STAGE PORTABLE GAS DRIVE						
Product No.	H.P.	Motor/Engine	Tank	CFM @100 PSI	Wt. (lbs.)	Price Ea.
HTH5530	5.5	Honda	2 x 4	12.35	221	\$1,333.85
TWO STAGE PORTABLE GAS DRIVE						
HTR908	9	Robin	2 x 5	18.50	316	2,286.60
HTH908	9	Honda	2 x 5	18.50	537	2,580.15
SINGLE STAGE ELECTRIC						
H5020P	2	115/230/1	20P	7.1	155	\$731.30
H5026VP	2	115/230/1	26P	7.1	165	798.25
H6061V	3.5	208-230/1	60V	12.35	261	860.05
TWO STAGE ELECTRIC						
H216V	5	208-230/1	60V	15.33	300	\$1,287.50
H218V	5	208-230/1	80V	15.33	382	1,581.05
H318V	5	208-230/1	80V	18.50	432	2,207.15
H318VL	7.5	208-230/1	80V	25.25	479	2,641.95
H6312H	10	208-230/460/3	120H	37.23	705	3,476.25
TWO STAGE GAS DRIVE						
H3G3HH	11	Honda	30H	18.50	358	\$2,976.70
H3G3HKL	12.75	Kohler	30H	25.25	369	2,755.25
H3G3HHL	13	Honda	30H	25.25	378	3,038.50

BelAire Quiet Performance Air Compressors

Ideal for work environments where space is at a premium. The BelAire QP compressors are built to provide the performance you have come to trust in a new extremely quiet package that can be installed in the work area. A piston air compressor with the noise level of a rotary screw provides exceptional value. FOB Shipping point.



HQP318VLE

BelAire Rotary Screw Air Compressors

BelAire Rotary Screw Compressors' enclosed design allows for installation almost anywhere providing exceptional air delivery in an extremely quiet package. Available up to 30 HP. 5 - 15HP are tank mounted and can include an optional refrigerated air dryer. 20 - 30HP are available base mounted or tank mounted with dryer. FOB Shipping point.



HBR5501D

QUIET PERFORMANCE AIR COMPRESSORS						
Product No.	H.P.	Motor/Engine	Tank	CFM @100 PSI	Wt. (lbs.)	Price Ea.
HQP318VE	5	208-230/1	80V	18.50	527	\$3,878.68
HQP338VE	5	208-230/3	80V	18.50	513	3,852.20
HQP318VLE	7.5	208-230/1	80V	25.25	549	4,208.28
HQP338VLE	7.5	208-230/3	80V	25.25	537	4,033.18

ROTARY SCREW AIR COMPRESSORS						
Product No.	H.P.	Motor/Engine	Tank	CFM @100 PSI	Wt. (lbs.)	Price Ea.
HBR5501	5	208-230/1	60H	16.6	463	\$5,881.30
HBR5501D*	5	208-230/1	60H	16.6	485	7,941.30
HBR75501	7.5	208-230/1	60H	21.2	468	6,828.90
HBR75501D*	7.5	208-230/1	60H	21.2	490	9,094.90

*With Integrated Dryer

SAFETY HOSE & CORD REELS

EZ-Coil® Safety Series Electric Cord Reels

- Rewind Safety System for controlled retraction to reduce workplace accidents.
- Includes 5' pig tail and 3 pronged plug.

Features "Safe-Replace" factory cartridge style spring motor. Rolled edges on discs provide maximum protection. Multi-position locking ratchet secures cord at desired length. FOB Shipping Point.



EZ-COIL® SAFETY SERIES ELECTRIC CORD REELS						
Product No.	Accessories	AWG.	Conductors Length	Size W x H x L	Amps (lbs.)	Price Ea.
HEZ-PC13-5016-A	Industrial Receptacle	16	3 - 50'	8½ x 14½ x 13¾"	13 31	\$433.00
HEZ-PC13-5012-B	Quad Industrial Receptacle	12	3 - 50'	8½ x 14½ x 13¾"	20 34	\$76.00
HEZ-PC13-5016-C	Fluorescent Tube Light	16	3 - 50'	8½ x 14½ x 13¾"	0.3 32	\$45.00
HEZ-PC13-5016-D	Fluorescent Angle Light	16	3 - 50'	8½ x 14½ x 13¾"	13 32	\$456.00
HEZ-PC13-5016-E	Incandescent Cage Light	16	3 - 50'	8½ x 14½ x 13¾"	13 32	\$422.00
HEZ-PC13-5012-F	Duplex G.F.C.I. Receptacle	12	3 - 50'	8½ x 14½ x 13¾"	20 33	\$560.00

EZ-Coil® Safety Series Supreme Duty Hose Reels

- Built for rugged duty applications that demand extra strength.
- Triple support points to the center shaft.
- Pedestal style base and arms both sides of reel.
- FOB Shipping Point.



EZ-COIL® SAFETY SERIES SUPREME DUTY HOSE REELS						
Product No.	I.D.	Length	P.S.I.	Max Temp. (°F)	Size W x H x L	Wt. (lbs.) Price Ea.
HEZ-TSH-375	¾"	75'	300	150	9¼ x 25½ x 23"	87 \$620.00
HEZ-TSH-3100	¾"	100'	300	150	9¼ x 25½ x 23"	90 \$677.00
HEZ-TSH-475	½"	75'	300	150	9¼ x 25½ x 23"	87 \$649.00
HEZ-TSH-4100	½"	100'	300	150	9¼ x 25½ x 23"	100 \$696.00

EZ-Coil® Safety Series Heavy Duty Hose Reels

- Easily wraps, stores and protects hose improving workplace safety.
- Features Rewind Safety System up to 80% slower rewind speed of conventional hose reels.

Controlled retraction reduces workplace accidents. Requires no electricity. Auto-rewind for fast easy pay out and take up. High quality heavy-duty steel construction. Smooth non-sag roller guides reduce hose wear. Multi-position arm guide adjusts for wall, ceiling or floor mounting. Powder coated for greater visibility. FOB Shipping Point.




EZ-COIL® SAFETY SERIES HEAVY DUTY HOSE REELS						
Product No.	I.D.	Length	P.S.I.	Max Temp. (°F)	Size W x H x L	Wt. (lbs.) Price Ea.
LOW PRESSURE						
HEZ-P-LP-350	¾"	50'	300	150	17¼ x 18¼ x 6½"	51 \$375.00
HEZ-P-LPL-350*	¾"	50'	300	150	17¼ x 18¼ x 6½"	39 \$316.00
HEZ-SH-450	½"	50'	300	150	9¼ x 21 x 19¾"	67 \$480.00
MEDIUM PRESSURE						
HEZ-MP-450	½"	50'	2500	250	9¼ x 21 x 19¾"	69 \$587.00

*Model sold less hose.

EZ-Coil® Safety Series Welding Hose Reels

- Same as EZ-Coil® Safety Series Supreme Duty Hose Reels but built for Oxy-acetylene and "T" Grade gases. Spark-free ratchet locks reel at desired hose length. Double-O ring sealed swivel joint is ported for safety. FOB Shipping Point.



EZ-COIL® SAFETY SERIES WELDING HOSE REELS					
Product No.	I.D.	Length	P.S.I.	Size W x H x L	Wt. (lbs.) Price Ea.
MODELS WITH OXY-ACETYLENE HOSE					
HEZ-P-W-125	¼"	25'	200	8½ x 18¼ x 17¼"	46 \$407.00
HEZ-SHW-150	¼"	50'	200	10½ x 21 x 19¾"	64 \$499.00
MODELS WITH GRADE "T" HOSE					
HEZ-P-WT-125	¼"	25'	200	8½ x 18¼ x 17¼"	46 \$438.00
HEZ-SHWT-150	¼"	50'	200	10½ x 21 x 19¾"	64 \$570.00
MODELS LESS HOSE					
HEZ-P-WL-125	¼"	25'	200	8½ x 18¼ x 17¼"	39 \$373.00
HEZ-SHWL-150	¼"	50'	200	10½ x 21 x 19¾"	52 \$422.00

EZ-Coil® Safety Series Static Discharge Cable Reels

- Easily wraps, stores and protects hose improving workplace safety.
- Features Rewind Safety System up to 80% slower rewind speed of conventional hose reels.

Controlled retraction reduces workplace accidents. Requires no electricity. Auto-rewind for fast easy pay out and take up. High quality heavy-duty steel construction. Non-sparking ratchet locks cable at desired length. 50 amp "jaw style" grounding cable. Includes ½" galvanized steel cable with ¾" orange vinyl cover. Multi-position arm guide adjusts for wall, ceiling or floor mounting. Powder coated for greater visibility. FOB Shipping Point.



Static Discharge Cable Reels

EZ-COIL® SAFETY SERIES STATIC DISCHARGE CABLE REELS					
Product No.	Cable Dia.	Capacity	Size W x H x L	Wt. (lbs.)	Price Ea.
HEZ-SD-50	¾"	50'	4 x 12 x 11"	20	\$307.00
HEZ-SD-100	¾"	100'	4 x 15 x 14½"	32	\$391.00

USA Made. 2 Year Manufacturer's Limited Warranty.

HOSE & CORD REELS

Compact Power Cord Reels

- Selection of electrical accessories.
- Compact and lightweight spring driven cord reel saves space.
- & facilitate workplace organization.



Solid one piece 12 ga. steel base and support post for maximum stability. Professional grade heavy duty construction. Durable proprietary CPC™ powder coat process. Rolled edges and ribbed discs provides strength & safety. Measures 7 7/8" W. x 10 1/2" H. x 10 1/2" L. Conductors length 3-30'. FOB Shipping Point.

Product No.	Accessories	AWG	Amps.	Wt. (lbs.)	Price Ea.
HPC10-3012-A	Single Industrial Receptacle	12 ga.	20	17	\$396.00
HPC10-3016-A	Single Industrial Receptacle	16 ga.	13	14	350.00
HPC10-3012-B	Quad Industrial Receptacle	12 ga.	20	18	478.00
HPC10-3016-C	Fluorescent Tube Light	16 ga.	0.3	15	345.00
HPC10-3016-D	Fluorescent Angle Light	16 ga.	13	16	365.00
HPC10-3016-E	Incandescent Cage Light	16 ga.	13	14	337.00
HPC10-3012-F	Duplex G.F.C.I. Ind. Rec.	16 ga.	13	19	446.00

Power Cord Reels



- The ideal replacement for tangled extension cords.
- Self-retracting, heavy duty cord reels provides safety and productivity.

Solid steel construction is built to perform under the toughest of working conditions, for indoor use only. Self-retracting with cartridge style spring motor.

Eight position locking ratchet. 4-roller non-sag cord guide. Features adjustable arm guide and cord stop. Supplied with 5' pigtail and 3 prong plug. 115V, 60hz single phase only. Measures 8 1/2" W x 14 3/8" H x 13 1/2" L. FOB Shipping Point.

Product No.	Accessories	AWG	Length	Amps	Wt. (lbs.)	Price Ea.
HPC13-3512-A	Single Industrial Receptacle	12 ga.	3-35'	20	37	\$430.00
HPC13-3516-A	Single Industrial Receptacle	16 ga.	3-35'	13	34	360.00
HPC13-5012-A	Single Industrial Receptacle	12 ga.	3-50'	20	40	445.00
HPC13-5016-A	Single Industrial Receptacle	16 ga.	3-50'	13	36	368.00
HPC13-3512-B	Quad Industrial Receptacle	12 ga.	3-35'	20	38	496.00
HPC13-5012-B	Quad Industrial Receptacle	12 ga.	3-50'	20	41	511.00
HPC13-3516-C	Fluorescent Tube Light	16 ga.	3-35'	0.3	35	373.00
HPC13-5016-C	Fluorescent Tube Light	16 ga.	3-50'	0.3	37	380.00
HPC13-3516-D	Fluorescent Angle Light	16 ga.	3-35'	13	35	381.00
HPC13-5016-D	Fluorescent Angle Light	16 ga.	3-50'	13	37	391.00
HPC13-3516-E	Incandescent Cage Light	16 ga.	3-35'	13	34	347.00
HPC13-5016-E	Incandescent Cage Light	16 ga.	3-50'	13	36	357.00
HPC13-5012-F	Duplex G.F.C.I. Ind. Rec.	12 ga.	3-50'	20	42	495.00

Spring Driven Welding Hose Reels

- Single pedestal reel with space saving design.

External fluid path with full-flow dual ported brass swivel. Guide arm adjusts to wall, floor and overhead position. Solid one piece, heavy gauge steel base and support for maximum stability. Professional grade heavy duty steel construction. Durable proprietary CPC™ powder coat process. Rolled edges and ribbed discs provide strength and safety. Hose I.D. 3/4" and P.S.I of 200. FOB Shipping Point.

Product No.	Hose Length	Size W x H x L	Wt. (lbs.)	Price Ea.
HP-W-125	25'	8 1/2 x 18 1/2 x 17"	45	\$342.00
HSHW-N-150	50'	10 1/2 x 21 1/2 x 19 1/2"	64	429.00
HSHW-N-1100	100'	10 1/2 x 25 1/2 x 24"	84	625.00
HP-WT-125	25'	8 1/2 x 18 1/2 x 17"	46	373.00
HSHWT-N-150	50'	10 1/2 x 21 1/2 x 19 1/2"	64	500.00
HSHWT-N-1100	100'	10 1/2 x 25 1/2 x 24"	84	833.00

Hand Crank & Powered Rewind Hose Reel

- Handles industrial applications requiring longer hoses.
- Easily wraps, stores and protects hose improving workplace safety.
- Available in Air or Electric Motor retraction. Direct gear drive on H1125-models.
- Open hose slot design with low profile outlet riser affords even hose wraps.
- Drum lock pin on hand crank models.
- Sturdy all welded frame, no bolts.




Roller not included

Made from heavy gauge steel for long life. Temperature from -20°F to +225°F. Inlet/Outlet 1/2" and 3/4" fem NPT. FOB Shipping Point.

Product No.	Hose Cap.		P.S.I.	Max Temp. (°F)	Size W x H x L	Wt. (lbs.)	Price Ea.
	3/4" I.D.	1" I.D.					
H1125-4-100	140'	100'	3000	225	19 1/2 x 18 3/4 x 17"	36	\$258.00
H1125-4-200	300'	200'	3000	225	27 1/2 x 18 3/4 x 17"	39	258.00
H1125-4-325	450'	325'	3000	225	33 1/2 x 18 3/4 x 17"	48	267.00
H1125-5-100	200'	100'	3000	225	26 1/2 x 18 3/4 x 17"	42	328.00
H1125-5-250	500'	250'	3000	225	42 1/2 x 18 3/4 x 17"	59	343.00
H1125-6-50	75'	50'	3000	225	32 x 18 3/4 x 17"	55	439.00
H1125-6-100	150'	100'	3000	225	44 1/2 x 18 3/4 x 17"	69	447.00
H1175-6-50	100'	50'	3000	225	24 1/2 x 26 1/2 x 24"	67	490.00
H1175-6-100	150'	100'	3000	225	28 3/4 x 26 1/2 x 24"	70	490.00
H1175-6-150	250'	150'	3000	225	32 1/2 x 26 1/2 x 24"	75	535.00
H1175-6-200	300'	200'	3000	225	36 1/2 x 26 1/2 x 24"	83	535.00
H1185-1524	150'	100'	600	225	28 1/2 x 27 x 24"	81	584.00

MODELS WITH POWERED REWIND (-A denotes Air Motor, -E denotes Electric Motor)							
H1125-4-200-A	300'	200'	3000	225	22 1/2 x 18 3/4 x 17"	47	634.00
H1125-4-325-A	450'	325'	3000	225	28 1/2 x 18 3/4 x 17"	59	649.00
H1175-6-100-A	150'	100'	3000	225	22 1/2 x 26 1/2 x 24"	78	964.00
H1185-1524-A	150'	100'	600	225	25 1/2 x 27 x 24"	89	1,034.00
H1125-4-200-E	300'	200'	3000	225	24 1/2 x 18 3/4 x 17"	52	621.00
H1125-4-325-E	450'	325'	3000	225	30 1/2 x 18 3/4 x 17"	61	631.00
H1175-6-100-E	150'	100'	3000	225	24 1/2 x 26 1/2 x 24"	83	923.00
H1185-1524-E	150'	100'	600	225	30 1/2 x 27 x 24"	94	1,009.00



Portable & Fixed Mount Hand Crank Hose Reels

- Features all steel construction portables have 1" and 1 1/2" tubular steel frames.
- High performance compact lightweight hand crank hose reel.

Perfect for jobsite or permanent mount. Use for air, pressure wash, steam cleaning, as well as washdown. Temperatures from -20°F to +225°F. Full flow brass swivel. FOB Shipping Point.

Ltr.	Product No.	Hose Cap. 3/4" 1"	P.S.I.	Size W x H x L	Wt. (lbs.)	Price Ea.
A	H112-3-50	50'	4000	14 1/2 x 13 x 12"	15	\$167.00
A	H112-3-100	100'	4000	18 1/2 x 13 x 12"	19	167.00
A	H112-3-150	150'	4000	19 1/2 x 13 x 12"	21	171.00
A	H117-3-400	400'	4000	19 1/2 x 18 x 17"	33	196.00
A	H112-4-75	75'	4000	24 1/2 x 13 x 12"	21	183.00
A	H117-4-225	225'	4000	20 x 18 x 17"	33	204.00
B	H117-4-225-DM	325'	4000	24 1/2 x 40 x 19"	39	295.00
C	H112-3-100-CM	100'	4000	18 1/2 x 14 x 13"	18	194.00
C	H112-3-150-CM	150'	4000	23 x 14 x 13"	22	198.00



Compact Welding Cable Reels

- Solid one piece, heavy gauge steel "U" shaped frame with open drum design.

Bronze self-lubricated spherical bearings at each end, designed for heavy duty applications. Adjustable tension brake to prevent "free-wheeling" during operation, transport or storage. FOB Shipping Point.

Product No.	Hose Cap.	Size W x H x L	Wt. (lbs.)	Price Ea.
H112WCL-6-20	100'	18 x 13 x 12"	19	\$500.00
H112WCL-6-10	100'	18 x 13 x 12"	19	500.00
H112WCL-6-01	150'	18 x 13 x 12"	19	500.00
H112WCL-6-02	165'	18 x 13 x 12"	19	500.00



Hand Crank Welding Cable Reels

- Designed for electrode and grounding lead applications.

All welded steel "A" frame construction for superior reel structure. Narrow width for convenient installation in restricted spaces. Adjustable tension brake to prevent "free-wheeling" during operation. FOB Shipping Point.

Product No.	Cable Cap. by Gauge #2 #1/0 #2/0	Size W x H x L	Wt. (lbs.)	Price Ea.			
H1125WCL-6-C	300'	250'	200'	150'	18 1/2 x 13 x 12"	38	\$650.00
H1125WCL-12-C	600'	500'	400'	300'	24 1/2 x 18 1/2 x 17"	45	650.00

USA Made. 2 Year Manufacturer's Limited Warranty.

HOSE & CORD REELS



Performance Hose Reels

- Prevent accidents and injury by keeping hoses off the floor with these fast-acting hose reels.

Made of heavy gauge steel with non-corrosive components for long life. Full tension free control of hose area is provided by a multi-position ratchet...saves time. Rugged spring motor balanced to each reel capacity is protected and easily replaced. Each hose reel is designed for maximum unrestricted flow. They rotate freely with leak-proof

double duty seals. Floor, wall or ceiling mounted. Working pressure to 300 PSI, Temperatures to 200°F. Complete with hose & hose stop. FOB Shipping Point.

Product No.	Hose Length	I.D.	Size P.S.I.	Wt W x H x L	Price (lbs.)	Ea.
HP-LP-115	15'	1/2"	300	6 x 14 1/2 x 13 3/4"	25	\$183.00
HP-LP-125	25'	1/2"	300	6 x 14 1/2 x 13 3/4"	27	203.00
HP-LP-135	35'	1/2"	300	8 1/2 x 17 1/4 x 15 1/8"	28	217.00
HP-LP-150	50'	1/2"	300	9 1/2 x 17 1/4 x 15 1/8"	40	278.00
HP-LP-315	15'	3/8"	300	6 1/2 x 14 1/2 x 13 3/4"	27	193.00
HP-LP-325	25'	3/8"	300	8 1/2 x 17 1/4 x 15 1/8"	28	221.00
HP-LP-350	50'	3/8"	300	8 1/2 x 21 1/8 x 15 1/8"	43	310.00
HP-LP-425	25'	1/2"	300	9 1/2 x 17 1/4 x 15 1/8"	44	262.00
HP-LP-450	50'	1/2"	300	9 1/2 x 17 1/4 x 15 1/8"	50	352.00

Supreme Duty Hose Reels

- Built for rugged duty applications that demand extra strength.

Pedestal style base and arms support reel on both sides. Triple support points to the center shaft. Auto-rewind for fast easy pay out and take up. Smooth non-sag roller guides reduce positioning. Multi-position arm guide adjusts for wall, ceiling or floor mounting.

FOB Shipping Point.



Product No.	I.D	Length	P.S.I.	Max. Temp. (°F)	Size W x H x L	Wt. (lbs.)	Price Ea.
LOW PRESSURE							
HTSH-N-350	3/8"	50'	300	150	9 3/4 x 21 1/4 x 19 1/2"	61	\$424.00
HTSH-N-375	3/8"	75'	300	150	9 3/4 x 21 1/4 x 24"	82	550.00
HTSH-N-3100	3/8"	100'	300	150	9 3/4 x 21 1/4 x 24"	85	607.00
HTSH-N-450	1/2"	50'	300	150	9 3/4 x 21 1/4 x 19 1/2"	63	471.00
HTSH-N-475	1/2"	75'	300	150	9 3/4 x 21 1/4 x 24"	82	579.00
HTSH-N-4100	1/2"	100'	300	150	9 3/4 x 21 1/4 x 24"	95	626.00
HTSH-N-535	3/4"	35'	300	150	9 3/4 x 21 1/4 x 24"	77	544.00
HTSH-N-550	3/4"	50'	300	150	9 3/4 x 21 1/4 x 24"	83	584.00
HTSH-N-575	3/4"	75'	300	150	12 x 21 1/4 x 24"	93	770.00
HTSH-N-635	1"	35'	300	150	10 x 21 1/4 x 24"	92	796.00
MEDIUM PRESSURE							
HTMP-N-350	3/8"	50'	3000	250	9 3/4 x 21 1/4 x 19 1/2"	74	582.00
HTMP-N-450	1/2"	50'	3000	250	9 3/4 x 21 1/4 x 19 1/2"	77	606.00
HIGH PRESSURE							
HHTP-N-150	1/2"	50'	5000	250	9 3/4 x 21 1/4 x 19 1/2"	74	647.00
HHTP-N-350	3/8"	50'	4000	250	9 3/4 x 21 1/4 x 19 1/2"	78	641.00



Large Volume Hose Reels

- Features four roller, ball bearing hose guide for friction free movement in all directions.

Fully enclosed spring rewind reel is designed to handle temperatures up to 225°F and pressures up to 300 PSI. Also features full flow swivel, six position

locking mechanism and heavy duty frame and drum assembly for ease of operation and long life. Spring motor enclosed in safe replace cartridge. Hose not included. FOB Shipping Point.

Product No.	Hose Cap. of Reel in Feet	Inlet/Outlet Size I.P.T.	Size W x H x L	Wt. (lbs.)	Price Ea.
HSLP-L-625	25	1"	20 1/2 x 20 1/2 x 22 1/2"	90	\$650.00
HSLP-L-675	75	1"	21 x 28 1/2 x 30"	148	817.00
HSLP-L-835	35	1 1/2"	18 x 10 x 30"	120	922.00
HSLP-L-850	50	1 1/2"	20 x 28 1/2 x 30"	138	922.00

Compact Efficient Hose Reels

- Professional grade heavy duty steel construction.

Compact and lightweight spring driven hose reel save space and facilitate workplace organization. Solid one piece, 12 ga. steel base and support post for maximum stability. External fluid path with machined from solid brass full-flow swivel. Durable proprietary CPC™ powder coat process. Rolled edges and ribbed discs provide strength and safety. FOB Shipping Point.



Product No.	I.D	Length	P.S.I.	Size W x H x L	Wt. (lbs.)	Price Ea.
HGL-LP-115	1/2"	15'	300	5 1/2 x 10 1/2 x 10 1/2"	9	\$170.00
HGL-LP-125	1/2"	25'	300	5 1/2 x 10 1/2 x 10 1/2"	11	175.00
HGL-LP-310	3/8"	10'	300	5 1/2 x 10 1/2 x 10 1/2"	9	169.00
HGL-LP-320	3/8"	20'	300	5 1/2 x 10 1/2 x 10 1/2"	11	175.00



Heavy Duty Hose Reel

- Professional grade heavy duty steel construction.


Sturdy single pedestal reel features Coxreels' exclusive Super Hub™ dual axle support system. Guide arm adjusts to wall, floor, vehicle and overhead positions. Solid one piece heavy gauge 1/2" steel base and support post for maximum stability. External fluid path with machined from solid brass full-flow swivel. Enclosed factory tuned and matched cartridge style spring motor. Durable proprietary CPC™ powder coat process. Rolled edges and ribbed discs provide strength and safety. FOB Shipping Point.

Product No.	I.D	Length	P.S.I.	Size W x H x L	Wt. (lbs.)	Price Ea.
LOW PRESSURE						
HSH-N-350	3/8"	50'	300	8 1/2 x 21 1/4 x 19 1/2"	50	\$368.00
HSH-N-375	3/8"	75'	300	8 1/2 x 21 1/4 x 24"	68	463.00
HSH-N-450	3/8"	50'	300	8 1/2 x 21 1/4 x 19 1/2"	54	410.00
HSH-N-475	3/8"	75'	300	8 1/2 x 25 1/2 x 24"	68	526.00
MEDIUM PRESSURE						
HMP-N-350	3/8"	50'	3000	8 1/2 x 21 1/4 x 19 1/2"	65	506.00
HMP-N-450	1/2"	50'	2500	8 1/2 x 21 1/4 x 19 1/2"	67	517.00
HIGH PRESSURE						
HHP-N-150	1/2"	50'	5000	8 1/2 x 21 1/4 x 19 1/2"	64	545.00
HHP-N-350	3/8"	50'	4000	9 1/4 x 25 1/2 x 19 1/2"	65	578.00

Side Mount Hose Reel

- Rolled edges and ribbed discs provide strength and safety.

Side mount design for vertical flat surface, cabinet or enclosed space mounts. 2-bolt mounting pattern easily mounts and detaches for temporary or permanent installation. Solid one piece, heavy gauge 1/2" steel arm base maximum stability. Enclosed factory tuned and matched cartridge style spring motor. Professional grade heavy duty steel construction. Durable proprietary CPC™ powder coat process. FOB Shipping Point.



Product No.	I.D	Length	P.S.I.	Size W x H x L	Wt. (lbs.)	Price Ea.
HSG13-L325	3/8"	15'	300	6 1/2 x 15 1/2 x 13 3/4"	26	\$221.00
HSG17-L350	3/8"	25'	300	6 1/2 x 19 1/2 x 17"	40	309.00
HSG17-L430	1/2"	10'	300	6 1/2 x 19 1/2 x 17"	42	280.00
HSG19-L450	1/2"	20'	300	8 1/2 x 22 x 19 1/2"	52	414.00



Dual Purpose Hose Reel

- Professional grade heavy duty steel construction.

Compact two reel assembly for dual hose applications, each reel operates independently. Guide arm adjusts to wall, floor and overhead positions. Single expanded, 1/2" steel mounting base for increased stability and space efficiency. One mounting pattern allows 1/2 the installation time required to install 2 reels at one station. 1" solid steel axle and lubricated precision bearings for smooth rotation. Durable proprietary CPC™ powder coat process. Rolled edges and ribbed discs provide strength and safety. FOB Shipping Point.



Product No.	I.D	Length	P.S.I.	Size W x H x L	Wt. (lbs.)	Price Ea.
HC-LP-325-325	3/8"	25'	300	11 1/2 x 18 x 17"	67	\$445.00
HC-LP-335-335	3/8"	35'	300	11 1/2 x 18 x 17"	69	523.00
HC-LP-350-350	3/8"	50'	300	11 1/2 x 18 x 17"	78	570.00
HC-LP-425-425	1/2"	25'	300	11 1/2 x 18 x 17"	70	507.00

AIR/ELECTRIC COMBO REELS

Product No.	Accessories	Conductors AWG	length	Amps.	Size W x H x L	Wt. (lbs.)	Price Ea.
HC-L350-5016-A	Single Industrial Receptacle	16 ga.	3-50'	13	16 x 18 x 17"	94	\$684.00
HC-L350-5012-B	Quad Industrial Receptacle	12 ga.	3-50'	20	16 x 18 x 17"	97	855.00
HC-L350-5016-C	Fluorescent Tube Light	16 ga.	3-50'	0.3	16 x 18 x 17"	94	689.00
HC-L350-5016-D	Fluorescent Angle Light	16 ga.	3-50'	13	16 x 18 x 17"	94	708.00
HC-L350-5016-E	Incandescent Cage Light	16 ga.	3-50'	13	16 x 18 x 17"	94	708.00
HC-L350-5012-F	Duplex GFCI Industrial Receptacle	16 ga.	3-50'	13	16 x 18 x 17"	96	844.00

USA Made. 2 Year Manufacturer's Limited Warranty.

INDUSTRIAL HOSE REELS

General Auto-Retractable Reels

• Hose where you need it, when you need it.

Series RT - Air/Water/Oil/Grease applications. The Series RT is ideal for applications that are less demanding, yet built to handle hard industrial use. Incorporates industrial grade steel with engineered composite components for long service life. Lighter weight for easy handling. Features no hose latch out mechanism for extra safety. A stainless steel torsion spring is used on the latch for maximum lift. Versatile and easy mounting guide can be adjusted to any seven locations. Complete with hose. FOB Shipping Point.



HRT650-OLP

Product No.	Overall W x H x L	GENERAL AUTO-RETRACTABLE REELS LOW PRESSURE AIR & WATER REELS		P.S.I.	Wt. (lbs.)	Price Ea.
		Hose I.D.	Hose Length			
HRT450-OLP	5¼ x 17¾ x 16½"	¼"	50'	300	25	\$185.00
HRT635-OLP	5¼ x 17¾ x 16½"	¾"	35'	300	23	174.00
HRT650-OLP	6¼ x 17¾ x 16½"	¾"	50'	300	29	224.00
HRT835-OLP	6¼ x 17¾ x 16½"	½"	35'	300	30	236.00
HRT850-OLP	6¼ x 17¾ x 16½"	½"	50'	300	35	302.00
MEDIUM PRESSURE OIL REELS						
HRT835-OMP	6¼ x 17¾ x 16½"	½"	35'	1,000	33	330.00
HIGH PRESSURE GREASE REELS						
HRT435-OHP	5¼ x 17¾ x 16½"	¼"	35'	5,000	31	326.00

Premium Auto-Retractable Reels

- Helps prevent tripping accidents/injury by keeping hoses off the floor.
- Features all welded solid steel construction with heavy duty bracket to counteract hose pull.

Series 4000/5000/5005 - Air/Water/Oil/Grease applications. Compact for a wide range of applications with critical space requirements. Special declutching spring arbor prevents spring damage due to reverse winding of spool. Weatherproof gasketed spring motor. Positive latch maintains desired hose length. Withstands temperatures up to 150°F. Guide arm field adjustable for wall, floor, ceiling or truck mounting. Complete with hose. FOB Shipping Point.



HA5850-OLP

HA4625-OLP

Product No.	Overall W x H x L	PREMIUM AUTO-RETRACTABLE REELS LOW PRESSURE AIR & WATER REELS		P.S.I.	Wt. (lbs.)	Price Ea.
		Hose I.D.	Hose Length			
H4425-OLP	5¼ x 12¾ x 12¾"	¼"	25'	300	19	\$186.00
H4435-OLP	5¼ x 12¾ x 12¾"	¼"	35'	300	20	200.00
H5450-OLP	6 x 14½ x 13½"	¼"	50'	300	26	262.00
H4625-OLP	5¼ x 12¾ x 12¾"	¾"	25'	300	22	207.00
H5635-OLP	6 x 14½ x 13½"	¾"	35'	300	25	249.00
H5650-OLP	6 x 17¾ x 16½"	¾"	50'	300	37	301.00
HA5825-OLP	6 x 14½ x 13½"	½"	25'	300	34	269.00
HA5850-OLP	7 x 17¾ x 16½"	½"	50'	300	44	337.00
MEDIUM PRESSURE OIL REELS						
H5630-OMP	6 x 14½ x 13½"	¾"	30'	2,250	33	359.00
HIGH PRESSURE GREASE REELS						
H5435-OHP	6 x 17¾ x 16½"	¼"	35'	5,000	42	451.00

Heavy Duty Auto-Retractable Reels

• Promotes safety in the workplace.

Series 7000 - Air/Water/Oil/Grease applications. These reels are very robust and ideal for the most demanding applications. The reels base and guide arms are formed from high grade steel and engineered with structural forms and gussets to yield the greatest amount of strength. Multi-position guide arm for wall, bench, ceiling or truck mounting. Incorporates all steel construction and a baked-on powder coat finish to produce a rugged corrosion resistant product suitable for a wide variety of heavy duty applications. Complete with hose. FOB Shipping Point.



H7850-OLP

Product No.	HEAVY DUTY AUTO-RETRACTABLE REELS LOW PRESSURE AIR & WATER REELS		Wt. (lbs.)	Price Ea.
	Overall W x H x L	Hose I.D. Length		
H7650-OLP	7 x 20¼ x 19"	¾" 50'	300 47	\$375.00
H7670-OLP	7 x 20¼ x 19"	¾" 70'	300 50	397.00
H7850-OLP	7 x 20¼ x 19"	½" 50'	300 51	388.00
H7925-OLP	7 x 20¼ x 19"	¾" 25'	250 49	448.00
MEDIUM PRESSURE OIL REELS				
H7850-OMP	7 x 20¼ x 19"	½" 50'	2,000 57	507.00
HIGH PRESSURE GREASE REELS				
H7650-OHP	7 x 20¼ x 19"	¾" 50'	4,000 60	561.00

Dual Pedestal Auto-Retractable Reels

• Dual pedestal base and guide arm design – structurally reinforced.

Series DP7000/80000 - Air/Water/Oil/Grease applications. Ideal for portable service trucks as well as permanent use. The series DP7000 features a two-piece, non-welded, interlocking base that won't vibrate apart. The large capacity series 80000 reels have a containerized spring assembly for safe and easy handling and two sealed ball bearings for smooth rotation of the main shaft. Both series incorporate a dual pedestal base and guide arm design that is structurally reinforced. Guide arm is field adjustable for wall, ceiling or truck mounting positions. All-steel construction and a baked-on powder coat finish combine to produce a rugged corrosion-resistant product suitable for a wide variety of heavy duty applications. Complete with hose. FOB Shipping Point.



H82100-OLP

Product No.	DUAL PEDESTAL AUTO-RETRACTABLE REELS LOW PRESSURE AIR & WATER REELS		P.S.I.	Wt. (lbs.)	Price Ea.
	Overall W x H x L	Hose I.D. Length			
HDP7650-OLP	8 x 17 x 16½"	¾" 50'	300 47	\$439.00	
H81100-OLP	10½ x 25¼ x 24"	¾" 100'	300 92	604.00	
HDP7850-OLP	9 x 17 x 16½"	½" 50'	300 50	457.00	
H82100-OLP	10½ x 25¼ x 24"	½" 100'	300 101	622.00	
H83050-OLP	10½ x 25¼ x 24"	¾" 50'	250 88	599.00	
HD83075-OLP	14½ x 25¼ x 24"	¾" 75'	250 96	751.00	
HD84050-OLP	15½ x 25¼ x 24"	1" 50'	250 110	759.00	
MEDIUM PRESSURE OIL REELS					
HDP7850-OMP	9 x 17 x 16½"	½" 50'	2,000 57	597.00	
H82075-OMP	10½ x 25¼ x 24"	½" 75'	1,500 101	750.00	
HIGH PRESSURE GREASE REELS					
HDP7650-OHP	8 x 17 x 16½"	¾" 50'	4,000 60	659.00	
H81100-OHP	10½ x 25¼ x 24"	¾" 100'	4,000 127	991.00	



HDP7850-OMP


INDUSTRIAL HOSE REELS

Gas Welding Auto-Retractable Reels

Series TW gas welding reels have an independent dual swivel body manufactured from aluminum and hard coated for wear resistance. This unique design assures positive separation of gases. Double-sealed, special molded O-rings prevent leakage. Complete with hose. FOB Shipping Point.

Product No.	Overall			Hose I.D.	Hose Length	P.S.I.	Wt. (lbs.)	Price Ea.
	W	H	L					
HTW5425-OLPT	6	14½	13¾"	¼"	25'	200	26	\$327.00
HTW7450-OLPT	7	20¼	19"	¼"	50'	200	53	456.00
HTW7460-OLPT	7	20¼	19"	¼"	60'	200	55	482.00
HTW84100-OLPT	13	25¾	24"	¼"	100'	200	105	911.00
HTW86075-OLPT	13	25¾	24"	¾"	75'	200	99	1,068.00
HT-1225-04-100*	18	19	16½"	¼"	100'	200	44	742.00

*Hand rewind.



HTW7450-OLPT



HT-2462-0

Cable Welding Reels

Series WC/Safe-T-Reel. Cable welding reels are designed to increase safety in the work area with a resulting increase in efficiency and productivity. Reels store work lead or electrode lead, up #2/0, safely and effectively when not in use. Cable not included. FOB Shipping Point.

Product No.	Overall		Cable Capacity			Amps	Wt. (lbs.)	Price Ea.
	W	H x L	#1	1/0	2/0			
HWC7000	14½	20¼ x 19"	50'	50'	50'	400	49	\$896.00
HWC80001	16	20¾ x 24"	75'	75'	75'	400	80	1,250.00
HWC80002	16	20¾ x 24"	100'	100'	100'	400	81	1,250.00

HAND CRANK - WITHOUT CABLE								
Product No.	Overall W x H x L	250'	200'	200'	600	50	1,366.00	
HT-2462-0	18 x 19 x 29"	250'	200'	200'	600	50	1,366.00	
HT-2464-0*	18 x 38 x 16½"	250'	200'	200'	600	59	1,366.00	

* Spools are vertical.

Heavy Duty Hand Crank Hose Reels

Series 30000 - Air/Water applications. Series 30000 is ideal for heavy duty applications requiring longer lengths of hose. Reels feature a heavy gauge steel construction and vibration-proof, self-locking fasteners. All-bolted unitized construction with no welds to fatigue. Adjustable spool rotation drag eliminates backlash when dereeling hose, while spool lock pin prevents spool rotation when not in use. Full flow rotary swivels allow permanent attachment to supply line. Ideal for industrial or field use. Does not include hose. FOB Shipping Point.

Product No.	Overall W x H x L	Hose I.D.				P.S.I.	Wt. (lbs.)	Price Ea.
		1/4"	3/8"	1/2"	3/4"			
HCA32106-L	19 x 20¼ x 17¾"	200'	140'	100'	N/A	1,000	42	\$211.00
HCA32112-L	25 x 20¼ x 17¾"	425'	300'	200'	N/A	1,000	49	211.00
HCA33106-L	19 x 20¼ x 17¾"	200'	140'	100'	50'	1,000	43	279.00
HCA33112-L	25 x 20¼ x 17¾"	425'	300'	200'	100'	1,000	47	279.00
HCA33118-L	31 x 20¼ x 17¾"	625'	450'	325'	175'	1,000	56	290.00
HCB37118-L	34 x 20¼ x 17¾"	625'	450'	325'	175'	300	57	329.00
HCA33112-M	25 x 20¼ x 17¾"	425'	300'	200'	100'	3,000	53	308.00

H600741-1 Optional Cart fits 25"W models only, Price Ea. \$183.12




HCA32112-L

Stainless Steel Hose Reels

Stainless steel hose reels are ideal for low and medium pressure general air, water, solvent and chemical transfer, pre-rinse, pressure wash and wash down uses. Also suitable for coastal, offshore and on-board ship in marine applications where the harsh environment of salt water spray requires the use of stainless steel hose reels. Standard latch parts are made from aluminum. Series H80000 and HD80000 have an aluminum fluid path and may not be suitable for all applications. Does not include hose. FOB Shipping Point.

Product No.	Overall W x H x L	Hose I.D.	Hose Length	P.S.I.	Wt. (lbs.)	Price Ea.
H7800-OLS	7 x 20¼ x 19"	½"	50'	500	41	861.00
H82000-OLS	10½ x 25¾ x 24"	½"	100'	500	81	1,410.00
HD83000-OLS	14¼ x 25¾ x 24¼"	¾"	75'	500	84	1,509.00
HD84000-OLS	14¼ x 25¾ x 24¼"	1"	50'	500	92	1,574.00
HH518000-M	12 x 19 x 20"	½"	200'	3,000	36	801.00



H5600-OLS

H80000

H7800-OLS

HS18000-M

Light/Medium Duty Cord Reels

Series LD/LG - Power and light cord reels. The Series LD and LG light and medium duty power and light cord reels are designed for less strenuous applications in which a capable and long-lasting reel is required. These reels accommodate lengths of 16/3, 14/3, 12/3 and 10/3 diameter cable. FOB Shipping Point.



HLD2030-163-9

HLD2030-143-9

HLG3050-163-8

Product No.	Overall W x H x L	Accessory	AWG	# Cond.	Length	Volts	Amps	Wt. (lbs.)	Price Ea.
HLD2030-143-9	4 x 9¾ x 11½"	Triple Receptacle	14	3	30'	125	13	10	79.00
HLG3050-143-9	5 x 15¼ x 11½"	Triple Receptacle	14	3	50'	125	13	15	180.00
HLG3040-123-9	5 x 15¼ x 11½"	Triple Receptacle	12	3	40'	125	15	15	191.00

LIGHT CORD REELS

HLD2040-163-2	4 x 9¾ x 11½"	Fluorescent Light	16	3	40'	120	0.3	9	129.00
HLG3050-163-8	5 x 15¼ x 11½"	Fluorescent Light	16	3	50'	120	0.3	15	200.00

Heavy Duty Cord Reels

Series L4000/L5000 - Power and light cord reels. The Series L4000 and L5000 power and light cord reels offer many different styles of outlets and lamps. Easy to mount and structurally strong, the power and light cord reels have a robotically welded heavy gauge steel frame that attaches to most structurally sound surfaces. FOB Shipping Point.



HL4050-162-2

HL4050-163-1

HL4050-163-3

HL4545-123-7

Product No.	Overall W x H x L	Accessory	AWG	# Cond.	Length	Volts	Amps	Wt. (lbs.)	Price Ea.
HL4545-123-3	9¾ x 13¼ x 12¾"	Single Receptacle	12	3	45'	115	15	28	379.00
HL4545-123-3A	9¾ x 13¼ x 12¾"	Single Receptacle	12	3	45'	125	20	29	401.00
HL4545-123-3B	9¾ x 13¼ x 12¾"	Single Receptacle	12	3	45'	125	20	29	423.00
HL4545-123-7	9¾ x 13¼ x 12¾"	Duplex Outlet Box w/GFCI (F)	12	3	45'	115	15	29	410.00
HL4545-123-7A	9¾ x 13¼ x 12¾"	Duplex Outlet Box w/GFCI (F)	12	3	45'	125	20	28	460.00
HL5550-123-7	12½ x 17½ x 16½"	Duplex Outlet Box w/GFCI (F)	12	3	50'	115	20	47	551.00

LIGHT CORD REELS

HL4050-163-1	9¾ x 13¼ x 12¾"	Incandescent Light	16	3	50'	115	13	23	346.00
HL4050-162-2	9¾ x 13¼ x 12¾"	Fluorescent Light	16	3	50'	115	0.3	24	387.00

INDUSTRIAL HOSE REELS



Static Discharge/Grounding Reels

Series G - Auto-retractable. Static discharge reels are used to ground equipment operating in hazardous atmospheres such as fuel trucks or carts transferring flammable materials. When properly clamped to ground, the static discharge reel dissipates static electrical buildup, reducing chances of sparking and the potential for explosion. FOB Shipping Point.

STATIC DISCHARGE/GROUNDING REELS					
Product No.	Overall W x H x L	Description	Cable Length	Wt. (lbs.)	Price Ea.
HG3050	3 3/8" x 8" x 8 3/8"	Single 7x7 strand steel cable	50'	12	\$253.00
HG3050-N	3 3/8" x 8" x 8 3/8"	Nylon covered cable	50'	12	273.00
HG3050-Y	3 3/8" x 8" x 8 3/8"	Steel cable splits in 2 at 15'	50'	12	310.00
HGA3100-N	4 1/4" x 9 3/4" x 9 3/4"	Nylon covered cable	100'	22	351.00



Fuel Delivery Auto-Retractable Reels

Series F7000/F80000/FD80000. Fuel delivery reels, equipped with Viton® seals, incorporate metal forms to insure the greatest possible strength and are ideal for mobile applications. These rugged, corrosion-resistant reels are suitable for a wide variety of fuel applications. Complete with fuel grade hose. FOB Shipping Point.

FUEL DELIVERY AUTO-RETRACTABLE REELS						
Product No.	Overall W x H x L	Hose I.D.	Hose Length	P.S.I.	Wt. (lbs.)	Price Ea.
HF7925-OLP	7 x 20 1/4 x 19"	3/4"	25'	50	53	\$472.00
HF83050-OLP	10 1/2 x 25 3/4 x 24"	3/4"	50'	50	89	806.00
HFD83075-OLP	14 1/4 x 25 3/4 x 24"	3/4"	75'	50	130	1017.00
HFD84050-OLP	15 1/4 x 25 3/4 x 24"	1"	50'	50	120	890.00

Tool Balancers

Series TB/TBL. Hand-windable spring tension adjustment knob is flush with the housing. Push-button tension release simplifies decrease of spring tension. Adjustment screw adds drag to spool for fine tuning of tension. Oversized cable opening with direct in-line pull to reduce cable wear. Adjustable cable stop and lower safety hook. Matte Black finish. Series TB are constant tension. Series TBL have a ratchet lock. FOB Shipping Point.

Top Five Benefits:

- Balances the weight of assembly tools making them nearly weightless.
- Reduces operator fatigue.
- Improves safety and ergonomics.
- Increases productivity, keeps tools positioned for immediate use with minimal operator motion.
- Reduces tool damage, prevents tools from being accidentally dropped.

Product No.	Overall W x H x L	MEDIUM DUTY Load Cap.		Cable Length	Wt. (lbs.)	Price Ea.
		Min.	Max.			
HTB-01	2 7/8 x 9 1/4 - 58 x 4"	0.0-1.5	6'	1	\$55.00	
HTB-03	2 7/8 x 9 1/4 - 58 x 4"	1.5-3.0	6'	1	55.00	
HTB-05	2 7/8 x 9 1/4 - 58 x 4"	3.0-5.0	6'	2	55.00	
HEAVY DUTY						
HTB-10	3 3/8 x 13 7/8 - 90 x 8 3/4"	5.0-10	8'	10	\$198.00	
HTB-12	3 3/8 x 13 7/8 - 90 x 8 3/4"	8.0-12	8'	10	216.00	
HTB-15	3 3/8 x 13 7/8 - 90 x 8 3/4"	10-15	8'	10	234.00	
HTB-23	3 3/8 x 13 7/8 - 90 x 8 3/4"	16-23	8'	10	274.00	
HTBL-10	3 3/8 x 13 7/8 - 90 x 8 3/4"	5.0-10	8'	6	253.00	
HTBL-12	3 3/8 x 13 7/8 - 90 x 8 3/4"	8.0-12	8'	7	273.00	
HTBL-15	3 3/8 x 13 7/8 - 90 x 8 3/4"	10-15	8'	8	305.00	
HTBL-23	3 3/8 x 13 7/8 - 90 x 8 3/4"	16-23	8'	8	333.00	



HPW7650-OHP

Heavy Duty Pressure Wash Reels

Series 30000/H/PW - Auto-retractable, hand crank and motor driven. Compact design and quality steel construction are incorporated into the Series 30000, H and PW heavy duty pressure wash reels. The Series H and PW come complete with Super Swivel® for maximum performance. Super Swivel® is designed to handle a broad range of pressures, temperatures and chemicals: perfect for agriculture, marine, equipment cleaning and pressure washing applications. Does not include hose. FOB Shipping Point.

Product No.	Overall W x H x L	HAND CRANK REELS			P.S.I.	Wt. (lbs.)	Price Ea.
		1/4" I.D.	3/8" I.D.	1/2" I.D.			
H18006-M	20 x 19 x 18 1/2"	140'	100'	50'	4,000	33	\$202.00
HCA38106-M	17 1/2 x 20 1/4 x 19"	200'	140'	100'	3,000	38	273.00
HCA38112-M	17 3/4 x 20 1/4 x 25"	425'	300'	200'	3,000	46	273.00

AUTO-RETRACTABLE REELS							
HPW7650-OHP*	7 x 20 1/4 x 19"	N/A	50'	N/A	4,500	60	487.00
HPW81000-OHP	10 1/2 x 25 3/4 x 24"	N/A	100'	N/A	5,000	81	584.00

MOTOR DRIVEN REELS							
HEA38112-M12D	10 1/2 x 25 3/4 x 24"	425'	300'	200'	3,000	71	591.00

*Hose included.



HSGA3650-OLP

Auto-Retractable Composite Reels


Series S - Air/Water/Chemical Delivery applications. The Series S reel is economical, lighter weight and easy to handle. Its technical design and materials meet the demands of a medium-duty industrial grade reel for continuous, trouble-free operation. Made of corrosion-proof, tough polypropylene, extensive tests have shown it to be highly resistant to the vast majority of acids, alkalis and UV rays. The Series S design protects the hose and allows easy cleaning of both hose and reel. Wall or floor mount. Complete with hose. FOB Shipping Point.

Product No.	Overall W x H x L	AIR & WATER REELS			P.S.I.	Wt. (lbs.)	Price Ea.
		Hose I.D.	Hose Length	P.S.I.			
HSGA3650-OLP	9 1/2 x 19 x 22 3/4"	3/4"	50'	232	23	\$241.00	
HSGA3665-OLP	9 1/2 x 19 x 22 3/4"	3/4"	66'	232	27	261.00	
HSGA3850-OLP	9 1/2 x 19 x 22 3/4"	1/2"	50'	232	27	250.00	

WATER REEL							
HSWA3850-OLP	9 1/2 x 19 x 22 3/4"	3/4"	50'	125	27	250.00	

HOT WATER WASH REEL							
HSHA3850-OLP	9 1/2 x 19 x 22 3/4"	1/2"	50'	232	27	279.00	

CHEMICAL DELIVERY REEL							
HSCA3850-OLP	9 1/2 x 19 x 22 3/4"	1/2"	50'	232	27	261.00	



HTH7445-OMP

Dual Hydraulic Auto-Retractable Reels

Series TH - Medium pressure hydraulic applications. The Series TH hydraulic hose reels are ideal for operating hydraulic cylinders, tools and equipment. The Series TH incorporates contemporary engineering and manufacturing techniques for trouble-free performance. Reels are all steel construction and compact for applications with critical space requirements. Complete with hose. FOB Shipping Point.

DUAL HYDRAULIC AUTO-RETRACTABLE REELS							
Product No.	Overall W x H x L	Hose I.D.	Hose Length	P.S.I.	Wt. (lbs.)	Price Ea.	
HTH5425-OMP	6 x 14 1/2 x 13 1/2"	1/4"	25'	2,000	34	\$532.00	
HTH7445-OMP	7 x 20 1/4 x 19"	1/4"	45'	2,000	57	680.00	
HTHA7630-OMP	7 x 20 1/4 x 19"	3/8"	30'	2,000	58	637.00	
HTH86050-OMP	13 x 25 3/4 x 24"	3/8"	50'	2,000	108	1,142.00	
HTH88050-OMP	13 x 25 3/4 x 24"	1/2"	50'	2,000	115	1,166.00	

HOSE REELS


Unitract™ Economy Hose Reels

- Minimal size envelope permits installation where size is a factor.
- Simple design incorporates fewer parts.

Unitract™ Economy Hose Reels are lighter duty reels ideally suited for situations where hose storage space is a problem. Fits easily into height restricted areas and weighs less than standard hose reels. Drive spring permanently lubricated. Standard hose for air, water and oxygen/acetylene applications. Not designed for truck mount applications. Durable powder coated finish. FOB Shipping Point.

Product No.	Operating Pressure (PSI)	Hose I.D.	Hose Length	Wt. (lbs.)	Price Ea.
HUTL300*	1000	3/8"	—	36	\$177.00
HUTL325	300	3/8"	25'	40	183.10
HUTL330	300	3/8"	30'	40	184.43
HUTL335	300	3/8"	35'	40	186.03
HUTL340	300	3/8"	40'	41	188.16
HUTL350	300	3/8"	50'	41	191.18
HUTL500*	1000	1/2"	—	36	182.27
HUTL540	300	1/2"	40'	43	207.73
HUTL550	300	1/2"	50'	45	212.37

*Hose not included



C-Series Heavy Duty Hose Reels

- A full beaded spool and heavy gauge materials result in an extreme duty reel.
- Durable powder coated finish.

C-Series Hose Reels are ideally suited for plant maintenance, service trucks or many other industrial functions where hose storage is a problem. Standard hose for air, water and water based solutions. Single set screw to access spring casing. Drive spring permanently lubricated. Brass swivel reduces corrosion potential. FOB Shipping Point.

Product No.	Operating Pressure (PSI)	Hose I.D.	Hose Length	Wt. (lbs.)	Price Ea.
HLC300*	1000	3/8"	—	46	\$270.75
HLC340	300	3/8"	40'	49	308.07
HLC350	300	3/8"	50'	50	314.99
HLC370	300	3/8"	70'	54	384.06
HLC500*	1000	1/2"	—	46	284.59
HLC540	300	1/2"	40'	53	360.58
HLC550	300	1/2"	50'	55	373.00

*Hose not included




CS-Series Stainless Steel Hose Reels

- Constructed of heavy-gauge 304 stainless steel.
- Nickel plated swivel for reduced corrosion potential.

CS-Series Stainless Steel Hose Reels are designed for low pressure use in harsh environments. Ideal for chemical clean up or when an exceptionally clean area is to be maintained for food or beverage processes. Latch mechanism is non-sparking in the event flammable gasses or liquids are present. Drive spring permanently lubricated. FOB Shipping Point.

Product No.	Operating Pressure (PSI)	Hose I.D.	Hose Length	Wt. (lbs.)	Price Ea.
HLC300*	1000	3/8"	—	44	\$602.38
HLC340	300	3/8"	40'	45	663.02
HLC350	300	3/8"	50'	51	678.50
HLC370	300	3/8"	70'	40	709.45
HLC500*	1000	1/2"	—	50	602.38
HLC540	300	1/2"	40'	55	683.66
HLC550	300	1/2"	50'	40	704.30

*Hose not included



D-Series Hose Reels

- Most compact design in the industry.
- Guide rollers allow frictionless retrieval of hose.

D-Series Hose Reels are suitable for low pressure use with air, water, oil, diesel fuel and grease where longer lengths of hose are needed. Heavy duty spool and frame design to eliminate torque for easier dispersing and retrieval of hose. Sealed springcase with safety banded spring. Drive spring permanently lubricated. Durable powder coated finish. FOB Shipping Point.

Product No.	Operating Pressure (PSI)	Hose I.D.	Hose Length	Wt. (lbs.)	Price Ea.
HLD300*	1000	3/8"	—	68	\$600.96
HLD3100	300	3/8"	100'	99	797.28
HLD500*	1000	1/2"	—	68	600.96
HLD575	300	1/2"	75'	90	726.69
HLD590	300	1/2"	90'	95	769.48
HLD5100	300	1/2"	100'	99	797.28
HLD700*	300	3/8"	—	75	600.96
HLD750	300	3/8"	50'	95	725.28
HLD770	300	3/8"	70'	99	788.84
HLD1000*	300	1"	—	70	600.96
HLD1025	300	1"	25'	95	758.43
HLD1045	300	1"	45'	99	795.74

*Hose not included



INDUSTRIAL CHAIRS

BenchPro™ ESD, Cleanroom & Industrial Chairs

- Triple Layer High Density Foam with Memory Foam.
- Built-in Lumbar Support for true ergonomic seating.
- 10-year unconditional warranty including foam and fabric.
- 450 lb. weight capacity.

BenchPro™ seating uses the highest grade fabric, (250,000 double rub wear resistant fabric). Cushions are ergonomically contoured for long term comfort and the seats have a waterfall front edge for increased blood flow. Built-in lower lumbar gives added back support. Extra wide, heavy duty base increases stability. Chairs with tilt: seat tilts 6° forward, 6° rearward, back tilts 15° backward and 11° forward. All products meet and exceed ANSI/BIFMA, CA117, GSA and DIN standards. No-tools assembly. See color chart for available colors – please specify when ordering. FOB Shipping Point.



Independent pneumatic height, seat tilt and back tilt adjustment.



HLNSF



HLNTUC



HLNTDF-3L



HLCTUC-3L


BENCHPRO™ ESD, CLASS 100 CLEANROOM & INDUSTRIAL CHAIRS

Product No.	Size W x D	Height Adjustment	Tilt Seat	FABRIC		Base Type	Wt. (lbs.)	Price Ea.
				Tilt Back	Footrest			
HLNSF	19 x 17"	19 - 24"	Yes	Yes	-	Reinforced Nylon	23	\$199.00
HWNSF	21½ x 19"	19 - 24"	Yes	Yes	-	Reinforced Nylon	26	218.00
HLCTF	19 x 17"	24 - 32"	Yes	Yes	Welded	16 Gauge Tubular Steel	28	269.00
HWCTF	21½ x 19"	24 - 32"	Yes	Yes	Welded	16 Gauge Tubular Steel	31	284.00
HLNTF	19 x 17"	25 - 35"	Yes	Yes	Adjustable	Reinforced Nylon	29	240.00
HWNTF	21½ x 19"	25 - 35"	Yes	Yes	Adjustable	Reinforced Nylon	32	255.00
ESD CLEANROOM								
HLNSDCR	19 x 17"	19 - 24"	Yes	Yes	-	Reinforced Nylon	23	328.00
HWNSDCR	21½ x 19"	19 - 24"	Yes	Yes	-	Reinforced Nylon	26	357.00
HLCT-DCR	19 x 17"	24 - 32"	Yes	Yes	Welded	16 Gauge Tubular Steel	28	403.00
HWCTDCR	21½ x 19"	24 - 32"	Yes	Yes	Welded	16 Gauge Tubular Steel	31	467.00
HLNT-DCR	19 x 17"	25 - 35"	Yes	Yes	Adjustable	Reinforced Nylon	29	374.00
HWNTDCR	21½ x 19"	25 - 35"	Yes	Yes	Adjustable	Reinforced Nylon	32	438.00
ESD FABRIC								
HLNSDF	19 x 17"	19 - 24"	Yes	Yes	-	Reinforced Nylon	23	243.00
HWNSDF	21½ x 19"	19 - 24"	Yes	Yes	-	Reinforced Nylon	26	256.00
HLCTDF	19 x 17"	24 - 32"	Yes	Yes	Welded	16 Gauge Tubular Steel	28	317.00
HWCTDF	21½ x 19"	24 - 32"	Yes	Yes	Welded	16 Gauge Tubular Steel	31	324.00
HLNTDF	19 x 17"	25 - 35"	Yes	Yes	Adjustable	Reinforced Nylon	29	288.00
HWNTDF	21½ x 19"	25 - 35"	Yes	Yes	Adjustable	Reinforced Nylon	32	295.00
DELUXE POLYURETHANE								
HLNSUC	12 x 16"	17 - 22"	-	-	-	Reinforced Nylon	23	107.00
HLNSUC-3L	12 x 16"	17 - 22"	12°	26°	-	Reinforced Nylon	26	134.00
HLCTUC	12 x 16"	22 - 30"	-	-	Welded	16 Gauge Tubular Steel	28	167.00
HLCTUC-3L	12 x 16"	22 - 30"	12°	26°	Welded	16 Gauge Tubular Steel	31	194.00
HLNTUC	12 x 16"	21 - 31"	-	-	Adjustable	Reinforced Nylon	29	137.00
HLNTUC-3L	12 x 16"	21 - 31"	12°	26°	Adjustable	Reinforced Nylon	32	164.00

Option Hard Floor Urethane Casters...add \$12.00

Option Non-Adjustable Arm...add \$33.00

Option Multi-Adjustment Arm Support...add \$45.00



Heavy Duty Footrest on all 21 1/2 x 19" Seats

Fabric Colors			
Black	Gray	Dark Blue	Light Blue
ESD Cleanroom Colors			
Black	Blue		
ESD Fabric Colors			
Black	Gray	Burgundy	
Dark Blue	Light Blue		
Deluxe Polyurethane Colors			
Black			

BEVCO ERGONOMIC SEATING



Bevco 7000 Series Ergonomic Polyurethane Seating

- 12 year warranty on Cylinders.

Self-skinned polyurethane seat and back resists stains and damage from punctures, grease, water and chemicals. Ventilation ribs for air circulation, greater comfort and ease of cleaning. Pneumatic seat height adjustment and adjustable back. 5 legged base in reinforced plastic with welded chrome footing and standard mushroom glides. Height adjustment 22-32". Optional dual wheel hard floor or carpet casters (set of 5) available. Add 1" to seat height. Standard color is Black. Also available in Blue or Gray -- call for details. FOB Shipping Point.

H7500 Ergonomic, Polyurethane Chair, Wt. 34 (lbs.), Price Ea. **\$194.95**

H3850/5 Dual Wheel Carpet Caster (Adds 1" to seat height - Set of 5). Price Per Set **\$5.25**

H3850S/5 Dual Wheel Hard Floor Caster (Adds 1" to seat height - Set of 5). Price Per Set **\$9.95**



H7500

H3505



Sit-Stands by Bevco®

- Reduces worker fatigue where permanent seating is not practical.

Seat is 13" x 13" soft-formed polyurethane, seat tilt adjustment. 22" to 32" seat height adjustment with pneumatic cylinder. 12 yr. Guarantee, lifetime on cylinder. Mushroom glides. Black in color. FOB Shipping Point.

H3505 Chrome with 25" 5 star reinforced plastic, Wt. 25 (lbs.), Price Ea. **\$139.95**



H7501

Bevco 7000 Series Ventilated Ergonomic Polyurethane Seating

- Ventilated design for comfort - maintains body temperature.

Ventilated design meets ANSI/BIFMA standards. Made from heavy duty construction with a 12 year guarantee. Reinforced plastic base and standard mushroom glides. Height Adjustment 22-32" with a 20" adjustable chrome footrest. This seat features generous seat and back sizes. Black color is standard, also available in Blue or Gray -- call for information. FOB Shipping Point.

H7501V Wt. 38 (lbs.), Price Ea. **\$274.95**

Bevco 11000 Series Durable Easy to Clean Comfort Seating

- Economical seating for production line and industrial uses.

Easy to Clean Comfort Seating has an easy-to-use pneumatic seat height adjustment with a lifetime guarantee on cylinders. Optional seat and back upholstery is removable for cleaning or replacement. Standard reinforced plastic base and 18" adjustable chrome footrest. Mushroom glides standard. No tools needed for assembly. Exceeds ANSI/BIFMA standards. Black in color. Other colors available -- call for details. FOB Shipping Point.

Product No.	Height Adj.	Footrest	Wt. (lbs.)	Price Ea.
H11000	15-22"	None	23	\$114.95
H11300	19-27"	Adj. 18" Chrome	26	140.95
H11500	22-32"	Adj. 18" Chrome	26	140.95

H51 Upholstered Seat Pad. Wt 3 (lbs.), Price Ea. **\$20.95**

H81 Upholstered Back Pad. Wt 3 (lbs.), Price Ea. **\$20.95**

H1L Loop Arms. Wt 3 (lbs.), Price Ea. **\$21.95**



H11000



H11300



H11500

Shown with options

BEVCO MESH SEATING

- 12 year warranty.

Mesh Seating features wire activated control system that provides the ultimate in adjustability. Fully adjustable arm rest height plus arm pad swivel adjustment. Standard with carpet glides, aluminum base and 18 - 21½" seat height adjustment. Exceeds all applicable ANSI/BIFMA standards. Standard color is Black Mesh. FOB Shipping Point.

HM6088MM Wt. 57 (lbs.) Price Ea. **\$375.95**



Bevco Value-Line Ergonomic Seating

V4 Value-Line Upholstered Seating features an ergonomic waterfall seat for improved leg circulation. Contoured back with durable scuff resistant back pan. Sturdy five legged reinforced plastic base and is BIFMA Class 1 rated olefin fabric which resists fading, pilling, punctures and moisture. Meets flame retardant standards of CA Technical Bulletin 117. Black is standard color - also available in Blue or Gray - call for details. Three year warranty on all components. FOB Shipping Point.

V7 Value-Line Polyurethane Seating features an ergonomic waterfall seat for improved leg circulation. Seat resists stains and damage from punctures, grease, water and chemicals. Includes a tilt back with adjustable tension control and a sturdy five legged reinforced plastic base. Meets flame retardant standards of CA Technical Bulletin 117. Available in Black. Three year warranty on all components. FOB Shipping Point.

V8 Value-Line ESD (Static Safe) Upholstered Seating features an ergonomic waterfall seat for improved leg circulation and a tilt back with adjustable tension control. Seat is static dissipative. Sturdy five legged reinforced plastic base. Meets flame retardant standards of CA Technical Bulletin 117. Standard color is Black. Available in Navy Blue -- call for details. Three year warranty on all components. FOB Shipping Point.

Product No.	Glides	Height Adj.	Footrest	Wt. (lbs.)	Price Ea.
V4 VALUE-LINE UPHOLSTERED SEATING					
HV4007MG	Mushroom Glides	16-21"	None	24	\$120.95
HV4307MG	Mushroom Glides	20-27½"	Adj. 18" Chrome	30	139.95
HV4507MG	Mushroom Glides	23-33"	Adj. 18" Chrome	30	139.95
V7 VALUE-LINE POLYURETHANE SEATING					
HV7007MG	Mushroom Glides	15-20"	None	28	149.95
HV7507MG	Mushroom Glides	21½-31"	Adj. 18" Footring	34	170.95
HV7007HC	Hard Floor Casters	16-21"	None	30	149.95
HV7507HC	Hard Floor Casters	22½-32"	Adj. 18" Footring	36	179.95
V8 VALUE-LINE ESD (STATIC SAFE) UPHOLSTERED SEATING					
HV8005MG	Mushroom Glides	16-21"	None	24	195.95
HV8305MG	Mushroom Glides	20-27½"	Adj. 18" Chrome	30	249.95
HV8005HC	Hard Floor Casters	17-22"	None	26	199.95
HV8305HC	Hard Floor Casters	21-28½"	Adj. 18" Chrome	32	259.95



HV4007MG



HV4307MG



HV4507MG



HV7007MG



HV7507MG



HV7007HC



HV7507HC



HV4507MG



HV8005MG



HV8305MG



HV8005HC



HV8305HC

Maintenance/Repair Stool

- This stool keeps you low to the ground, reducing back, knee and ankle strain.

- 12 Year "Intensive Use" (Lifetime Guarantee on Cylinder) warranty.

15" dia. polyurethane seat with pneumatic seat height adjust (15½"-20½") with swivel. High impact plastic storage tray to hold tools and parts -- won't chip or scratch. 5 legged steel base provides greater stability and safety. Lockable 3" heavy duty casters for easy use and smooth movement on all surfaces. FOB Shipping Point.

H3057 Wt. 20 (lbs.) Price Ea. **\$179.95**



SITSTAR STOOLS

Safco SitStar Stool

• Features a unique, tractor-seat like cushion which creates a secure, seated position on an adjustable height stool.

PVC-coated polyurethane provides soft, comfortable seating and a durable, washable surface. Stool unit is supported on 5 swivel casters for smooth, easy movement. Provides maximum versatility, economy and comfort for any shop or office environment. Seat and optional back available in Black or Blue - please specify. FOB Shipping Point.

H6660 - Item "A" has an elevated five-star 26" Chrome base with a raised adjustable footring with carpet casters.

H6661 - Item "B" is the optional back, measuring 16"W x 19"H for added support and comfort.

UNIQUE tractor-seat style cushion creates a secure seated position.



H6660 Shown in Black



H6660 Shown in Blue with H6661 Optional Back

Ltr. No.	Product No.	Description	Seat Ht. Adj.	Wt. (lbs.)	Price Ea.
A	H6660	SitStar Stool w/Chrome Base	27-34"	23	\$242.45
B	H6661	Optional Back	-	11	122.51

Vue™ Mesh Extended Height Chair

• Offers resilient, sleek mesh, breathable and beautiful.

Comfortable, ergonomic, height adjustable seat for all day comfort that prevents fatigue. Chair provides swivel tilt mechanism, tilt tension knob and tilt lock, pneumatic seat height adjustment, 360 degree swivel, and adjustable foot ring.

Adjustable seat height 23 to 33".

Seat is 18"W. x 17½"D. and the back is 17"W. x 15½"H. Wide 25" Black steel base for strength and stability.

250 lbs. capacity. Optional loop arms.

Available in Black mesh on the back and Black fabric on the seat. Limited lifetime Warranty.

FOB Shipping Point.

H3395BL Wt. 30 (lbs) Price Ea. **\$218.74**

H3396BL Optional Arms, Wt. 6 (lbs) Price Ea. **\$47.46**



Vue™ Heavy Duty Stool

Vue™ life from a new perspective, one of comfort, performance and design. Vue™ chairs are the ultimate in extended-height seating. Rated for 24/7 use, the mesh back has ample support and ergonomic shaping to provide all day comfort and prevent fatigue. The breathability of the mesh keeps you cool and comfortable throughout every workday no matter how many hours you put in. 350 lb. capacity.

Overall height is 37-48½".

Seat height is 23-32½". Seat is 20½"W. x 20"D. and the back is 18¾"W. x 18"H.

Reinforced mechanism with back tilt. Also includes back height adjustment, height adjustable footring and optional T-pad height and width adjustable arms.

FOB Shipping Point.

H3394BL Wt. 48 (lbs) Price Ea. **\$363.02**

H3399BL Optional Arms, Wt. 8 (lbs) Price Ea. **\$52.86**



H3394BL Shown with Arms

Adjustable Footrest

Take a load off.

Adjustable footrest relieves pressure points in workers who stand most of the day.

Textured, anti-slip platform mounts at an 8° angle. Heavy gauge Black tubular steel construction. Locks together easily with button tabs. Adjustable footrest height range 5½" to 15" with 9 positions at 1¼" intervals. Overall size 20" x 12" x 5½" to 15".

FOB Shipping Point.

H5124 Wt. 14 (lbs) Price Ea. **\$122.47**



Pneumatic Lift Stool on Casters

Ideal for low counter, table and desk applications. Height range is adjustable with a pneumatic lift. Large 13½" round molded polyurethane seat won't crack or peel. Welded steel 5-star base with 2" dual wheel casters. Black finish. Some assembly required.

FOB Shipping Point.

H5100 Wt. 16 (lbs) Price Ea. **\$164.07**



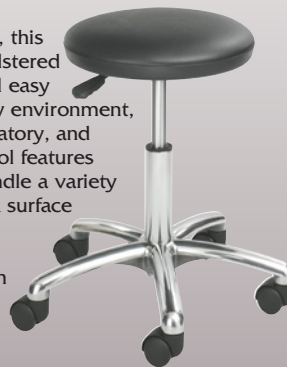
Economy Lab Stool

• Full 360° swivel

Durable and comfortable, this long-wearing vinyl upholstered stool is antimicrobial and easy to clean. It's ideal for any environment, especially medical, laboratory, and educational settings. Stool features a 5" pneumatic lift to handle a variety of tasks at different work surface heights. Adjustable seat height 16 to 21". 18" diameter 5-star base with 2" swivel casters. Some assembly required.

FOB Shipping Point.

H3434BL Wt. 12 (lbs) Price Ea. **\$98.14**



Task Master® Stand Alone

Ideal for low counter, table and desk applications. Stand Alone Stool-Seat height range 21" to 35".

10 position manual seat adjustment at 1¼" intervals. Manually adjustable spring suspension seat frame automatically tilts forward up to 15°. Heavy gauge triangular steel tubular base and frame.

Rubber anti-skid feet. Black Microcellular self-skinning polyurethane foam seat.

Some assembly required. FOB Shipping Point.

H5126 Wt. 23 (lbs) Price Ea. **\$272.82**



CHAIRS FOR INDUSTRY

Soft-Tough® Series

A) Economy Polyurethane Gas Lift Stool

- Made of self-skinned, solid molded, high-density polyurethane.

Extremely durable and easy to clean. Seat height, seat back and foot-ring are adjustable. Stool comes standard with pods. Seats measure 18"W. x 16.5"D. Backrest measures 12"H. x 17"W. Hard floor casters are optional.

FOB Shipping Point.

B) Deluxe Polyurethane Multi-Function Stool

- Steel base is covered in a durable black poly.

Seat and back adjust and lock in position. 18" seat width and 16.5" depth. Backrest measures 12"H. x 17"W. Seat height and footring are adjustable. Stool comes standard with pods. Hard floor casters are optional.

FOB Shipping Point.



A) H6900 Desk Height



B) H6912 Multi-Function Stool

SOFT-TOUGH® SERIES						
Ltr. No.	Product No.	Description	Seat Height Adjustment	Wt. (lbs.)	Price Ea.	
A	H6900	Desk height w/glides	17-22"	27	\$225.43	
B	H6912	Deluxe Polyurethane multi-function stool	22-32"	32	\$17.18	
	H6680	Economy Workbench Height Chair	22-32"	36	262.97	

H5132 Optional Hard Floor Caster for Ltr's A & B. Wt. 1 (lb.) Price Ea. \$42.98

H6683 Optional Adjustable T-Pad Arm Rests. Wt. 7 (lbs.) Price Ea. \$84.67

WorkFit™ Economy Industrial Chair

- Comfortable seating with pneumatic height control.

Industrial height stool features a solid molded polyurethane seat and back. Comes with a welded steel elevated, five-spoke tubular base with attached 18" fixed foot ring. High-lift pneumatic seat height adjustment is standard. Simple mechanism manual back height and depth adjustment. Comes with 2-1/2" glides. Black seat and back with chrome base. Assembly required. FOB Shipping Point

WORKFIT™ ECONOMY INDUSTRIAL CHAIR						
Product No.	Description	Seat Height Adjustment	Seat Size W x D	Back Size W x H	Wt. (lbs.)	Price Ea.
H6950BL	Economy	22-30"	18 x 16 1/2"	17 x 12"	31	\$275.26

H5131 Optional 2" Carpet Casters/Set. Wt. 1 (lb.) Price Ea. \$32.07

H5132 Optional 2" Casters/Set. Wt. 1 (lb.) Price Ea. \$42.98

H6683 Optional Adjustable T-Pad Arm Rests. Wt. 7 (lbs.) Price Ea. \$84.67



H6950BL

Task Master® Industrial Seating

- Seats and back are contoured to promote good posture.
- Covered with black microcellular self-skinning polyurethane foam for comfort.

This professional heavy-duty chair features a thickly padded seat and superior back for "all-day" support. With an overall height of 17" to 35", provided by an 8" pneumatic lift and an additional 10" of the Wave Tube Extension. This patented design enables workers to adjust the height of the chair to fit the task in minutes -- without tools. Sturdy, ergonomically correct, polypropylene footrests mount securely to base. Features 360° swivel. Meets or exceeds ANSI/BIFA standards. Patent #5,836,555 and Des. 381,823. Assembly required. FOB Shipping Point.

Deluxe Chairs

Paddle lever controls 10° seat tilt and 22° backrest tilt. Ergo knob controls 5" backrest height adjustment. Ergonomically correct oversized seat and back are contoured to promote good posture. Includes high, mid and low rung footrests. 2 1/2" seat cushion depth.

Economy Chairs

Ergo knob controls for 3" backrest depth and 3" backrest height adjustment. Includes 1 low rung footrest. 2" seat cushion depth..



A Deluxe H5120



B Economy H5117



All Task Master® seating is backed by the best warranty in the industry. The warranty guarantees against mechanical or structural failure due to defective material or workmanship for up to 15 years. This warranty will not be devalued if chairs are used more than 8 hours per day.

TASK MASTER® INDUSTRIAL SEATING					
Ltr. No.	Product No.	Description	Seat. Hgt. Adj.	Wt. (lbs.)	Price Ea.
A	H5120	Deluxe Industrial Chair	17-35"	44	\$509.25
B	H5117	Economy Industrial Chair	17-35"	32	347.64
	H5143	Optional Loop Armrest	—	8	108.77
	H5132	Optional Hard Floor Casters*	—	1	42.98

*Caution -- installing casters on the Industrial Series Tubular Base is not recommended if chair or stool is to be used at height of more than 27".

STOOLS FOR INDUSTRY

Drafting Stools & Chairs

A) Adjustable Foot Ring Stool


- **Professional drafting chair with lever activated pneumatic lift.** Thickly padded back and 4" deep seat for "all-day" support. Backrest height and depth adjustments. Seat adjusts from 23 to 33". Adjustable foot ring. Black poly covered five-star steel base. Black telescope cover over the gas lift. Base dia. is 25". Seat measures 17 3/4" W. x 16" D. Backrest measures 16 1/2" W. x 14" H. Fabric available in Dark Gray or Black - please specify. Stool comes standard with casters. Meets ANSI/BIFMA Standards. Greenguard certified. FOB Shipping Point.

B) Economy Extended Height Chair

- **Comfort and value combined.** Features a 2 1/4" deep seat for comfort and support. One-touch, pneumatic seat height adjusts from 23 to 33". Manual height and depth adjustments. Base dia. is 25". Seat measures 18 3/4" W. x 16 1/2" D. Backrest measures 16" W. x 9 1/2" D. Five-star nylon-reinforced base adds strength and durability. Also features a chrome-plated adjustable foot ring. Fabric available in Black. Stool features dual-hooded casters. Meets ANSI/BIFMA Standards. Greenguard certified. FOB Shipping Point.



Ltr. No.	Product No.	Description	Seat Ht. Adj.	Wt. (lbs.)	Price Ea.
A	H3401	Fabric -Adj. Foot ring	23-33"	31	\$209.68
A	H3406BL	Vinyl -Adj. Foot ring	23-33"	31	209.68
B	H3390	Extended height	23-33"	25	138.54



Black (BL)



Gray (GY)

Metro Extended Height Chair

- **Contoured back and thickly cushioned seat for superb comfort.**

Spring tilt mechanism with tilt tension knob, pneumatic seat height control, and chrome-plated adjustable foot ring. 26" aluminum 5-star base with chrome finish and two-tone dual wheel carpet casters. Seat height ranges from 23" - 33". Seat measures 18.25"W. x 17"D. Backrest measures 17.5"W x 16"D. Fabric colors available in Black (BL) or Gray (GY) - Please specify. Greenguard certified. FOB Shipping Point.

Optional Adjustable Arm Set offers 3" height adjustment range, black with chrome accents (sold separately). FOB Shipping Point.

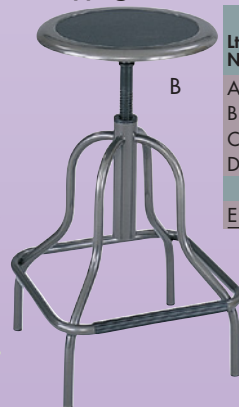
Product No.	Description	Seat Ht. Adj.	Wt. (lbs.)	Price Ea.
H3442	Contoured Back	23-33"	29	\$237.31
H3495	Optional Arm Set (3" Height adjustment range)	-	6	56.44

Diesel Stools

- **Ideally suited for industrial, institutional markets and educational applications.**

- **Standard with a manually adjustable seat height.**

The Diesel with set screw lift is available in 2 base models – an open 4 leg low base unit or a bell-shaped 4 leg (with fixed foot rest) high base unit. Both models are offered with or without vinyl upholstered back. The H6666 Diesel Stool has a manual height adjustment using set screws in the chair legs, so it's height is fixed while in use. Constructed of 13 and 15 ga. steel for enduring life. Clear coat Pewter colored finish. Adjustable height stools are Greenguard certified. FOB Shipping Point.



ADJUSTABLE HEIGHT STOOLS WITH SCREW LIFT					
Ltr. No.	Product No.	Seat Description	Seat Ht. Adj.	Wt. (lbs.)	Price Ea.
A	H6664	High Base w/back	22-27"	23	\$158.42
B	H6665	High Base	22-27"	16	109.04
C	H6668	Low Base w/back	16-22"	19	148.16
D	H6669	Low Base	16-22"	15	96.20
MANUAL LEG HEIGHT ADJUSTMENT STOOLS					
E	H6666	Fixed Height	22-30"	20	\$67.35



CHAIRS FOR INDUSTRY

Lab Stools

- Comfortable, generously cushioned seat and a full 360° swivel.
- Choose between manual or pneumatic height adjustment, with or without back.

Meets or exceeds ANSI/BIFMA standards. Pneumatic Lift Stools feature a 5" pneumatic seat height adjustment, back adjusts manually with height and depth control knob. 5-star 23" diameter polished aluminum base and 2" swivel casters. Screw Lift Stools have an 8" height adjustment, 4-leg Chrome base, foot ring and 2" swivel casters. All stools feature black vinyl upholstery. FOB Shipping Point.



Ltr. No.	Product No.	Description	Seat Ht. Adj.	Wt. (lbs.)	Price Ea.
A	H3430BL	Vinyl Lab Stool with Back	17-22"	25	\$266.82
B	H3431BL	Vinyl Lab Stool	17-22"	17	198.19
C	H3432BL	Fabric & Vinyl Lab Stool Low Base	17-25"	19	198.19
D	H3433BL	Fabric & Vinyl Lab Stool High Base	25-33"	21	198.19

Contour Stack Chairs

- Ideal for use in meeting rooms, break rooms, cafeterias, offices or anywhere extra seating is required.
- Stacks up to 15 high for efficient storage.


Contoured design features a generous seat and back for extra comfort. High impact polypropylene seat and back. Extra strong tubular steel frame with a black finish and plastic glides. Chairs measure 30½"H. x 21¼"W. x 17¾"D. Sold 4 per case. FOB Shipping Point.

Lightweight... only 11 lbs. for easy handling.

Finish...available in Black, Blue, Burgundy or Charcoal – please specify.

Chair Connector...easily connects 4 chairs to keep them in the desired arrangement. (4/cs.)

Chair Cart...measures 4½"H. x 23¾"W. x 23¾"D. and supports up to 15 chairs.



Chair Cart



Chair Connector



Blue

Charcoal

Burgundy

Black

Product No.	Description	Size W x D x H	Wt. (lbs.)	Price Ea.
H4185	Contour stack chair	21¼ x 17¾ x 30½"	58 Ctn. of 4	\$256.55 Ctn of 4
H4189	Chair connector	-	5 ctn. of 4	36.56 Ctn of 4
H4188	Stacking chair cart	23¾ x 23¾ x 4½"	25	94.52

Zippi™ Extended-Height Chair

- Add a little zip to every workday!

Time sure flies when comfort and working needs can be met! The Zippi Plastic Extended-Height Chair perfectly exceeds the demands of any extended-height job that needs to be done. The Black plastic seat and back are accented with a Black powder coat frame. Zippi features an adjustable chrome footring and swivel tilt mechanism with tilt tension and tilt lock. FOB Shipping Point.



Product No.	Size W x D x H	Wt. (lbs.)	Price Ea.
H3386BL	25 x 25 x 41½ - 52½"	34	\$223.84

True Comfort™ Workbench Chair

- Comfort comes first.

This truly innovative design features resilient gel-filled cells that respond equally to your body's contour and shape. You have the sensation of sitting without weight, the longer you sit, the more comfortable you feel. Patented vacuum manufacturing process captures the gel-filled cells between a tough poly surface skin and a thick foam under layer. Base Dia. is 24". Seat measures 20"W. x 19"D. Backrest measures 17"W x 17"H. Chair comes with a lifetime guarantee on pneumatic cylinders. Some assembly required. FOB Shipping Point.



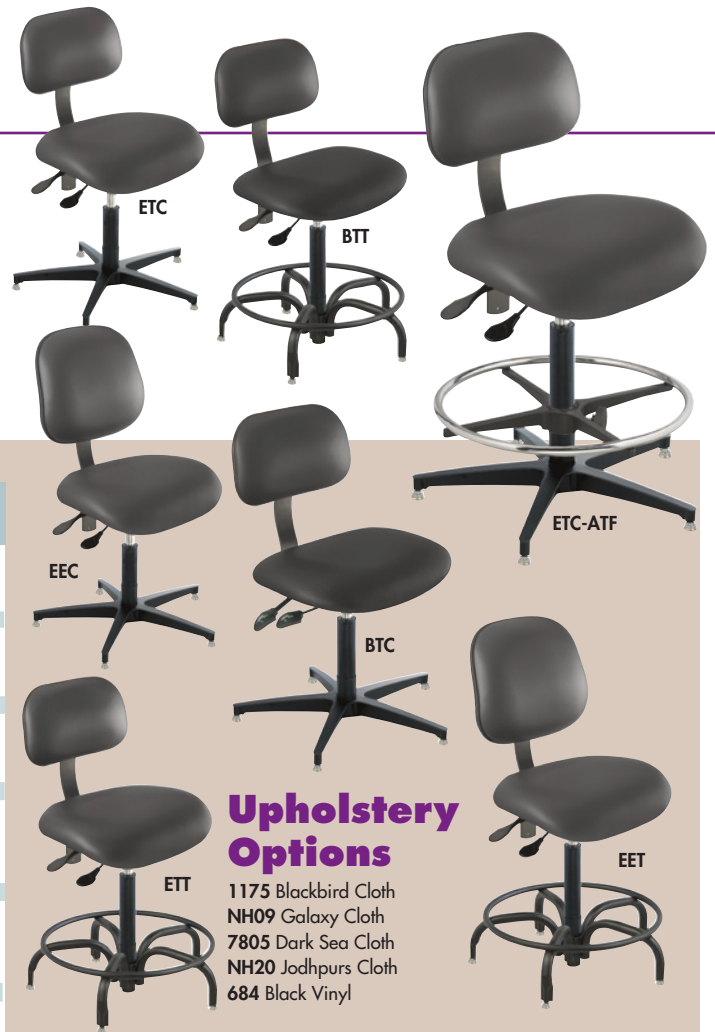
Product No.	Description	Seat Ht. Adj.	Wt. (lbs.)	Price Ea.
H6748BL	True Comfort	24-34"	38	\$452.81

ERGONOMIC SEATING

Ergonomic Standard Series Chairs

- The most ergonomically designed seating in the industry.
- These advanced designed ergonomic chairs properly support balanced work postures that reduce fatigue.

Torso and hip are supported so minimal force is exerted to hold the torso stable -- serves as a firm anchor providing the potential for reducing fatigue and cumulative trauma disorders. Constructed for rugged use with sturdy, 5-legged bases and contoured backrests and seats. Highly functional chairs offer Soft Touch pneumatic mechanism for quick and easy seat height adjustment. Chairs also swivel to permit easy side-to-side movement. Available in Black finish. Upholstery and other options available. FOB Delivered.



Ergonomic Standard Series

BTT Series... painted metal parts.

Upholstered seat. Backrest with lumbar support. Tubular base.

ETT Series... painted metal parts.

Upholstered ergonomic seat. Backrest with lumbar support. Tubular base.

EET Series... painted metal parts.

Upholstered ergonomic seat/backrest. Tubular base.

BTC Series... painted metal parts.

Upholstered seat. Backrest with lumbar support. Cast aluminum base.

ETC Series... painted metal parts.

Upholstered ergonomic seat. Backrest with lumbar support. Cast aluminum base.

EEC Series... painted metal parts.

Upholstered ergonomic seat/backrest. Cast aluminum base.

ETC-ASC Series... painted metal parts.

Upholstered ergonomic seat. Backrest with lumbar support. Adjustable footring on ATF-ASC models. Cast aluminum base. Articulating seat control.

Product No.	BTT SERIES		Wt. (lbs.)	Price Ea.
	Seat Hgt. Adj.			
HBTT-L-HG	17-22"	33	33	\$276.77
HBTT-L-R	17-22"	36	36	276.77
HBTT2328-HG	21-26"	33	33	281.20
HBTT-H-HG	25-30"	34 (70 UPS Wt.)	34	284.37
EIT SERIES				
HETT-L-HG	17-22"	34	34	309.70
HETT-L-R	17-22"	37	37	309.70
HETT2328-HG	21-26"	34	34	314.13
HETT-H-HG	25-30"	35 (70 UPS Wt.)	35	317.30
EET SERIES				
HEET-L-HG	17-22"	34	34	327.43
HEET-L-R	17-22"	37	37	327.43
HEET2328-HG	21-26"	34	34	331.87
HEET-H-HG	25-30"	35 (70 UPS Wt.)	35	335.03
BTC SERIES				
HBTC-L-R	17-22"	32	32	283.73
HBTC-L-HG	17-22"	30	30	283.73
HBTC2328-HG	21-26"	30	30	285.63
HBTC2530-HG	23-28"	31	31	287.53
HBTC2833-HG	26-31"	32	32	288.80
ETC SERIES				
HETC-L-R	17-22"	32	32	316.67
HETC-L-HG	17-22"	30	30	316.67
HETC2328-HG	21-26"	30	30	318.57
HETC2530-HG	23-28"	31	31	320.47
HETC2833-HG	26-31"	32	32	321.73
EEC SERIES				
HEEC-L-R	17-22"	33	33	334.40
HEEC-L-HG	17-22"	31	31	334.40
HEEC2328-HG	21-26"	31	31	336.30
HEEC2530-HG	23-28"	32	32	338.20
HEEC2833-HG	26-31"	33	33	339.47
ETC-ASC SERIES				
HETC-L-R-FFAC*	17-22"	35	35	372.40
HETC-L-HG-FFAC	17-22"	33	33	372.40
HETC2328-HG-ATF-FFAC	21-26"	33	33	424.97
HETC2530-HG-ATF-FFAC	23-28"	34	34	426.87
HETC2833-HG-ATF-FFAC	26-31"	35	35	428.13

*Supplied with casters as standard.
+Does not come standard with footring.

Upholstery Options

- 1175 Blackbird Cloth
- NH09 Galaxy Cloth
- 7805 Dark Sea Cloth
- NH20 Jodhpurs Cloth
- 684 Black Vinyl

Ergonomic Footrest

- Painted metal parts. 10° slope. 3"-11" height range. Black finish. 20"W. x 11"D.

HFS-1 Wt. 18 (lbs.) Price Ea. \$103.87



Now FOB Delivered!

Delivered price includes surface transportation to the lower 48 states. Contact dealer for shipments to Alaska, Hawaii or Puerto Rico. Please note, there will be a \$10.00 per carton handling fee implemented for each order.

Guarantees

BioFit seating products are warranted against mechanical or structural failure due to defective material, workmanship or abnormal wear for 13 years of normal use.

Pneumatic cylinders are covered for the functional lifetime of the chair or stool.

BTN SERIES

- Features "Soft Touch" pneumatic mechanism.
- Base is 26" dia. reinforced black composite. 5 leg.

Seat measures 18½"W. x 16½"D. x 3" thick contoured. Backrest measures 14½"W. x 9½"H. with lumbar support and protective rear panel. Black frame finish. FOB Delivered.



Product No.	Seat Height Adjustment	BTN SERIES	
		Wt. (lbs.)	Price Ea.
HBTN-L-R	17-22"	28 (70 UPS Wt.)	\$272.97
HBTN-L-HG	17-22"	26 (70 UPS Wt.)	272.97
HBTN2328-HG	21-26"	26 (70 UPS Wt.)	274.87
HBTN2530-HG	23-28"	27 (70 UPS Wt.)	276.77
HBTN2833-HG	26-31"	28 (70 UPS Wt.)	278.03



HASC



HPSAS



HATF

Options

Armrests...compact, height adjustable, self-skinned urethane armrest. HPSAS Price Ea. \$63.33

Seat Controls...6-way articulating seat control. HASC Price Ea. \$55.73

Footring...adjustable 20" dia. tubular. HATF Price Ea. \$50.67

ERGONOMIC SEATING

ToughTech™ Series

- Durable urethane seats and backs that stand up to the rigors of industrial use.

Self-skinned urethane seats and backrests are padded and feature ventilation ribs. "Soft Touch" pneumatic mechanism allows easy adjustment of the seat height. UUT series is constructed with a tubular base with footring -- UUC series with a cast aluminum base. Frame available in Black. FOB Delivered.

A) UUT SERIES			
Product No.	Seat Ht. Adj.	Wt. (lbs.)	Price Ea.
HUUT-L-HG	16-21"	32	\$298.30
HUUT-L-R*	16-21"	34	298.30
HUUT2126-HG	19-24"	33	302.73
HUUT-H-HG	23-28"	34 (70 UPS wt.)	305.90
B) UUC SERIES			
HUUC-L-R*	16-21"	33	305.27
HUUC-L-HG	16-21"	31	305.27
HUUC2126-HG	19-24"	32	307.17
HUUC2328-HG	21-26"	31	309.07
HUUC2732-HG	25-30"	33	310.33

*Supplied with casters.

Ergonomic High-Tech Series

- Deluxe comfort combines with extra-quality construction features.

These High-Tech series include high performance use and day-long seating comfort. All chairs have chrome-plated metal parts. Static control vinyl upholstered ergonomic seat. Backrest has lumbar support. Conductive glides/casters. Drag chain standard with the "Soft Touch" pneumatic mechanism. Base is 5-leg cast aluminum with 23" leg spread, or 5-leg tubular base 23" wide with fixed height 20" footring. Class 100/Static Control upholstery available in Microcon Blue Vinyl. Static Control upholstery available in Microcon Blue Vinyl or SD44 Navy Cloth -- please specify. FOB Delivered.

CLASS 100/STATIC CONTROL			
A) ETT-K-VUV SERIES			
Product No.	Footring	Seat Ht. Adj.	Wt. (lbs.)
HEET-L-HG-K-VUV	Yes	17-22"	34
HEET-L-STR-K-VUV*	Yes	17-22"	37
HEET2328-HG-K-VUV	Yes	21-26"	34
HEET-H-HG-K-VUV	Yes	25-30"	35 (70 UPS wt.)
Price Ea.			\$504.77
			552.27
			509.20
			512.37
B) ETC-K-VUV SERIES			
HETC-L-STR-K-VUV*	No	17-22"	32
HETC-L-HG-K-VUV	No	17-22"	30
HETC2328-HG-K-VUV	No	21-26"	30
HETC2530-HG-K-VUV	No	23-28"	31
HETC2833-HG-K-VUV	No	26-31"	32
Price Ea.			541.50
			494.00
			495.90
			497.80
			499.07
C) BIT-K-VUV SERIES			
HBTT-L-HG-K-VUV	Yes	17-22"	33
HBTT-L-STR-K-VUV*	Yes	17-22"	36
HBTT2328-HG-K-VUV	Yes	21-26"	33
HBTT-H-HG-K-VUV	Yes	25-30"	34 (70 UPS wt.)
Price Ea.			454.10
			501.60
			458.53
			461.70
D) BTC-K-VUV SERIES			
HBTC-L-STR-K-VUV*	No	17-22"	32
HBTC-L-HG-K-VUV	No	17-22"	30
HBTC2328-HG-K-VUV	No	21-26"	30
HBTC2530-HG-K-VUV	No	23-28"	31
HBTC2833-HG-K-VUV	No	26-31"	32
Price Ea.			508.57
			461.07
			462.97
			464.87
			466.13
STATIC CONTROL SERIES			
E) ETT-K SERIES			
Product No.	Footring	Seat Ht. Adj.	Wt. (lbs.)
HETT-L-HG-K	Yes	17-22"	34
HETT-L-R-K*	Yes	17-22"	37
HETT2328-HG-K	Yes	21-26"	34
HETT-H-HG-K	Yes	25-30"	35 (70 UPS wt.)
Price Ea.			\$454.10
			454.10
			458.53
			461.70
F) ETC-K SERIES			
HETC-L-R-K*	No	17-22"	32
HETC-L-HG-K	No	17-22"	30
HETC2328-HG-K	No	21-26"	30
HETC2530-HG-K	No	23-28"	31
HETC2833-HG-K	No	26-31"	32
Price Ea.			443.33
			443.33
			445.23
			447.13
			448.40
G) BIT-K SERIES			
HBTT-L-HG-K	Yes	17-22"	33
HBTT-L-R-K*	Yes	17-22"	36
HBTT2328-HG-K	Yes	21-26"	33
HBTT-H-HG-K	Yes	25-30"	34 (70 UPS wt.)
Price Ea.			403.43
			403.43
			407.87
			411.03
H) BTC-K SERIES			
HBTC-L-R-K*	No	17-22"	32
HBTC-L-HG-K	No	17-22"	30
HBTC2328-HG-K	No	21-26"	30
HBTC2530-HG-K	No	23-28"	31
HBTC2833-HG-K	No	26-31"	32
Price Ea.			410.40
			410.40
			412.30
			414.20
			415.47

*Supplied with casters.

Ships in 48 hours after receipt of order.



HUUC



HUUT



HBTC-K



HBTC-K-VUV



HBTT-K



HETC-K



HETC-K-VUV



HETT-K

**Now
FOB Delivered!**

Delivered price includes surface transportation to the lower 48 states. Contact dealer for shipments to Alaska, Hawaii or Puerto Rico. Please note, there will be a \$10.00 per carton handling fee implemented for each order.

**BioFit's 13 Year
Warranty!**

BioFit seating products are warranted against mechanical or structural failure due to defective material, workmanship or abnormal wear for 13 years of normal use. Pneumatic cylinders are covered for the functional lifetime of the chair or stool.

ERGONOMIC SEATING SOLUTIONS

Brewer

The Brewer Company

A best kept secret. With over 60 years of manufacturing experience, Brewer has become one of the most trusted names in commercial seating. Industrial settings, such as yours, requires seating that is comfortable, durable and safe. Brewer manufactures all of their seating in the United States. Industrial stools hold a 5-12 year product warranty and a lifetime warranty on cyclinders. Rest assured, you're working with the best. FOB Shipping Point.

Task Stools

• Contoured waterfall seat for improved leg circulation.

- Polyurethane: 18"W x 17"D x 1.5"T
- Cloth/Vinyl: 19"W x 17.5"D x 3.75"T

• Fully adjustable contoured backrest for effective lumbar back support.

- Polyurethane: 17"W x 12"D x 1"T
- Cloth/Vinyl: 16"W x 10"D x 2"T

• Large 20" dia., adjustable chrome footing on higher height models (-2, -3)

• Easy-to-use pneumatic seat height adjustment.

• Stable five star reinforced plastic base with heavy-duty stationary glides, casters optional.

• Polyurethane models:

- Black, self-skinned & solid molded
- Resists stains, damage from punctures, grease, water and chemicals
- Meets flame retardant standards of FMVSS-302

• Cloth & Vinyl models:

- Extra-thick 3" High-Resiliency Foam
- Durable Olefin[®] fabric or heavy-duty Naugahyde[®] vinyl
- Meets flame retardant standards of California Technical Bulletin #117
- Larger ergonomic backrest available



HCS-2



HCT-1-LEB-EAA
Shown With Casters



HVS-1



HVT-2
Shown With Casters



HPT-1
Shown With Casters

Seat Height	Base Dia.	Seat/Back Tilt	Footring	BLACK POLYURETHANE			CLOTH UPHOLSTERY			VINYL UPHOLSTERY		
				Product No.	Wt. (lbs.)	Price Ea.	Product No.	Wt. (lbs.)	Price Ea.	Product No.	Wt. (lbs.)	Price Ea.
STANDARD MODELS WITH BACK ADJUSTMENT												
16½ - 21½"	25"	No	No	HPS-1	28	\$172.00	HCS-1	24	\$162.67	HVS-1	24	\$170.67
19½ - 27"	27"	No	Yes	HPS-2	33	216.00	HCS-2	29	209.33	HVS-2	29	218.67
22½ - 32½"	27"	No	Yes	HPS-3	34	217.33	HCS-3	30	213.33	HVS-3	30	221.33
DELUXE MODELS W/SEAT & BACK TILT & TENSION ADJUSTMENT												
17 - 22½"	25"	Yes	No	HPT-1	32	222.67	HCT-1	28	217.33	HVT-1	28	226.67
20½ - 28"	27"	Yes	Yes	HPT-2	37	265.33	HCT-2	33	264.00	HVT-2	33	272.00
23½ - 33½"	27"	Yes	Yes	HPT-3	38	266.67	HCT-3	34	266.67	HVT-3	34	276.00

HCS/5 Dual Wheel Caster Set w/Soft Poly Tread. Casters, 2¼" dia. Add 1" to seat height. Wt. 2 (lbs.) Price Ea. \$16.00

HLEB Large Ergonomic Backrest (Available on Tilt Models Only) 15"W. x 13"H. x 3" thick. Wt. 3 (lbs.) Price Ea. \$58.67

HEAA Ergonomic Adjustable Armrest. (Available on Tilt Models Only, must be ordered with stool at initial time of purchase). Arms adjust 3" wide, 2¼" in height - 6 positions. Wt. 5 (lbs.) Price Ea. \$57.33

Round Stools

• Comfortable, durable round seat.

- Polyurethane: 14" Diameter
- NaugaSoft[®] Vinyl: 16" Diameter x 4" thick

• Optional contoured backrest for vinyl models.

- NaugaSoft[®] Vinyl: 16"W x 10"D x 2"T

• Large adjustable chrome footing on higher height models (-2, -3).

• Easy-to-use pneumatic seat height adjustment.

• Stable five star available in plastic base or polished cast aluminum.

• Heavy-duty stationary glides, casters optional.

• Meets CA Tech Bulletin #117 & FMVSS-302.



HVRM-3
Shown With Casters



HVRB-1
Shown With Casters



HPR-1



HPRM-3

Seat Height	Base Dia.	Base Description	Footring	Product No.	Wt. (lbs.)	Price Ea.
VINYL ROUND STANDARD MODELS WITHOUT BACK						
16½ - 21½"	25"	Plastic	No	HVR-1	18	\$125.33
17 - 22½"	25"	Cast Aluminum	No	HVRM-1	17	158.67
19½ - 27"	27"	Plastic	Yes	HVR-2	23	168.00
20 - 27"	25"	Cast Aluminum	Yes	HVRM-2	22	181.33
22½ - 32½"	27"	Plastic	Yes	HVR-3	28	172.00
24 - 34½"	25"	Cast Aluminum	Yes	HVRM-3	27	188.00
VINYL ROUND STANDARD MODELS WITH BACK						
17 - 22½"	25"	Plastic	No	HVRB-1	23	173.33
17 - 22½"	25"	Cast Aluminum	No	HVRBM-1	22	213.33
20½ - 27½"	27"	Plastic	Yes	HVRB-2	28	224.00
20 - 27"	25"	Cast Aluminum	Yes	HVRBM-2	27	237.33
23½ - 33½"	27"	Plastic	Yes	HVRB-3	32	228.00
24 - 34½"	25"	Cast Aluminum	Yes	HVRBM-3	31	246.67
POLY ROUND STANDARD MODELS						
16½ - 21½"	25"	Plastic	No	HPR-1	18	104.00
15 - 20"	25"	Cast Aluminum	No	HPRM-1	17	141.33
19½ - 27"	27"	Plastic	Yes	HPR-2	23	150.67
18½ - 25½"	25"	Cast Aluminum	Yes	HPRM-2	22	162.67
22½ - 32½"	27"	Plastic	Yes	HPR-3	28	153.33
22 - 32"	25"	Cast Aluminum	Yes	HPRM-3	27	166.67

HCS/5 Dual Wheel Caster Set w/Soft Poly Tread. Casters, 2¼" dia. Add 1" to seat height. Wt. 2 (lbs.) Price Ea. \$16.00

HCM/5 Dual Wheel Caster Set w/Soft Poly Tread. Casters, 2¼" dia. Add 1" to seat height. Wt. 2 (lbs.) Price Ea. \$16.00

Saddle Stool and Sit Stand

Saddle Stool Key Features:

- Promotes better posture, relieves tension in shoulders.
- Unique seat channel cools and protects reproductive health.
- Balances pelvis in an upright position, distributing the weight over the "sit bones" and not the soft tissues.
- Three standard height options to achieve the optimum 135° knee angle.
- Comfortable soft black poly seat.
- Standard 5-year warranty.
- 250 lb. weight capacity.

Sit Stand Key Features:

- Comfortable and durable 13" soft polyurethane seat.
- Contoured, tilting seat.
- Stable, five-star base with heavy duty stationary glides.
- Two height options.
- Black Reinforced Plastic base or Polished Cast Aluminum base options.




HPS135-2



HPSIT-2

Product No.	Seat Height Range	Base Dia.	Base Type	Wt. (lbs.)	Price Ea.
SADDLE STOOL					
HPS135-1	18½-23½"	21½"	ABS Plastic	19	\$216.00
HPS135-2	21½-29"	21½"	ABS Plastic	19.8	216.00
HPS135-3	25-34"	21½"	ABS Plastic	20.6	216.00
SIT STAND					
HPSIT-2	18½-26"	27"	Plastic	22	142.67
HPSITM-2	17-24½"	27"	Cast Alum.	24	184.00
HPSIT-3	21½-31½"	27"	Plastic	23	145.33
HPSITM-3	20-30"	27"	Cast Alum.	25	189.33

Cloth upholstery colors:



Burgundy Navy Blue Gray Black

Vinyl upholstery colors:



Cocoa Black Satin Feather Fawn Deep Sapphire Deep Sea Mulberry Charcoal

Polyurethane colors:



Black Standard Burgundy Blue Gray Yellow

Optional Poly colors available on Poly Round Stools only.

INDUSTRIAL SHELVING

Tennsco Q-Line Industrial Shelving

- Boltless shelf design for easy adjustability.
- Choose from heavy-duty 22 or 20 gauge shelves.

The unique shelf design has deep box-beam formations front and back, fully lapped and welded corners and double-ribbed outside surfaces on the box formation. In addition, the front and rear flange on the box beam is welded every 3". The result is load capacities that range all the way up to 1000 lbs. Shelves can be adjusted quickly and easily in 1" increments to make maximum use of vertical space. Five shelves including top and bottom shelves. Choose from open or closed units. Additional shelves are available as well as adjustable shelf dividers, shelf boxes and doors. Starter unit can be used individually or combined with adder units to form a row of shelving. Shipped unassembled. Medium gray finish. FOB Shipping Point.



HQO5-36125

HQC5-36125



tennsco
Storage Made Easy

BOLTLESS SHELF ADJUSTMENT
For easy adjustability

Hinged Door Kit
Locking Door fits
36"W units only.

Steel Shelf Box Drawer sides are slotted in 1" increments for drawer divider (one included). Order one pair of Shelf Box Guides for each shelf.



Sliding Shelf Dividers
Built-in label holder on the front tab.

22-GAUGE SHELVING UNITS

Size W x D x H	Product No.	Cap (lbs.)	Wt. (lbs.)	Price Ea.	Product No.	Cap (lbs.)	Wt. (lbs.)	Price Ea.	Product No.	Cap (lbs.)	Wt. (lbs.)	Price Ea.	Product No.	Cap (lbs.)	Wt. (lbs.)	Price Ea.
OPEN STYLE STARTER - 5 SHELVES				OPEN STYLE ADDER -- 5 SHELVES				CLOSED STYLE STARTER - 5 SHELVES				CLOSED STYLE ADDER -- 5 SHELVES				
36 x 12 x 87"	HQO5-3612S	750	62	\$107.84	HQO5-3612AB	750	56	\$98.81	HQC5-3612S	750	89	\$156.97	HQC5-3612AB	750	78	\$141.16
36 x 18 x 87"	HQO5-3618S	750	73	122.53	HQO5-3618AB	750	66	113.50	HQC5-3618S	750	107	186.33	HQC5-3618AB	750	93	163.19
36 x 24 x 87"	HQO5-3624S	700	83	139.47	HQO5-3624AB	700	77	130.43	HQC5-3624S	700	125	213.43	HQC5-3624AB	700	107	185.20
48 x 12 x 87"	HQO5-4812S	600	73	125.36	HQO5-4812AB	600	66	116.31	HQC5-4812S	600	107	186.90	HQC5-4812AB	600	97	171.09
48 x 18 x 87"	HQO5-4818S	600	86	145.11	HQO5-4818AB	600	80	136.09	HQC5-4818S	600	129	221.34	HQC5-4818AB	600	115	198.19
48 x 24 x 87"	HQO5-4824S	550	100	164.87	HQO5-4824AB	550	93	155.84	HQC5-4824S	550	150	251.27	HQC5-4824AB	550	132	223.03

20-GAUGE SHELVING UNITS

Size W x D x H	Product No.	Cap (lbs.)	Wt. (lbs.)	Price Ea.	Product No.	Cap (lbs.)	Wt. (lbs.)	Price Ea.	Product No.	Cap (lbs.)	Wt. (lbs.)	Price Ea.	Product No.	Cap (lbs.)	Wt. (lbs.)	Price Ea.
OPEN STYLE STARTER - 5 SHELVES				OPEN STYLE ADDER -- 5 SHELVES				CLOSED STYLE STARTER - 5 SHELVES				CLOSED STYLE ADDER -- 5 SHELVES				
36 x 12 x 87"	HQOH5-3612S	1000	69	\$116.89	HQOH5-3612AB	1000	62	\$107.84	HQCH5-3612S	1000	95	\$166.00	HQCH5-3612AB	1000	85	\$150.20
36 x 18 x 87"	HQOH5-3618S	850	81	136.64	HQOH5-3618AB	850	75	127.61	HQCH5-3618S	850	116	200.44	HQCH5-3618AB	850	101	177.30
36 x 24 x 87"	HQOH5-3624S	800	94	156.40	HQOH5-3624AB	800	87	147.37	HQCH5-3624S	800	135	230.37	HQCH5-3624AB	800	117	202.14
48 x 12 x 87"	HQOH5-4812S	650	81	136.64	HQOH5-4812AB	650	75	127.61	HQCH5-4812S	650	116	198.19	HQCH5-4812AB	650	106	182.39
48 x 18 x 87"	HQOH5-4818S	550	97	159.23	HQOH5-4818AB	550	91	150.20	HQCH5-4818S	550	140	235.46	HQCH5-4818AB	550	126	212.30
48 x 24 x 87"	HQOH5-4824S	550	113	184.64	HQOH5-4824AB	550	107	175.60	HQCH5-4824S	550	163	271.03	HQCH5-4824AB	550	145	242.80

22-GAUGE EXTRA SHELVES

Product No.	Size W x D	Cap (lbs.)	Wt. (lbs.)	Price Ea.
HQ2-3612	36 x 12"	750	7	\$12.43
HQ2-3618	36 x 18"	750	9	15.24
HQ2-3624	36 x 24"	700	11	18.63
HQ2-4812	48 x 12"	600	9	15.81
HQ2-4818	48 x 18"	600	11	19.76
HQ2-4824	48 x 24"	550	14	23.71

20-GAUGE EXTRA SHELVES

Product No.	Size W x D	Cap (lbs.)	Wt. (lbs.)	Price Ea.
HQ-3612	36 x 12"	1000	8	\$14.11
HQ-3618	36 x 18"	850	11	18.07
HQ-3624	36 x 24"	800	13	22.01
HQ-4812	48 x 12"	650	10	18.07
HQ-4818	48 x 18"	550	14	22.59
HQ-4824	48 x 24"	550	17	27.67

ACCESSORIES

Product No.	Description	Wt. (lbs.)	Price Ea.
HHD-3687RD	Hinged Doors & Frame; 36W x 87"H	63	\$184.07
HBX-512	Shelf Box; 5 1/2"W x 11D x 4 1/2"H	3	7.90
HBX-518	Shelf Box; 5 1/2"W x 17D x 4 1/2"H	3	9.66
HBX-812	Shelf Box; 8 1/2"W x 11D x 4 1/2"H	4	9.43
HBX-818	Shelf Box; 8 1/2"W x 17D x 4 1/2"H	4	11.19
HBXG-12	1 Pair 12"D Shelf Box Guides	1	6.04
HBXG-18	1 Pair 18"D Shelf Box Guides	1	6.66
HSD-1260	Adj. Sliding Shelf Divider 12D x 6"H	1	5.31
HSD-1860	Adj. Sliding Shelf Divider 18D x 6"H	2	6.54
HSD-2460	Adj. Sliding Shelf Divider 24D x 6"H	2	7.46



Tennsco Sloping Shelf Units

- Sloped shelves provide convenient product access and easy identification.

Parts, bins and boxes slide forward for easy picking. Open access from all sides. Place back to back to double shelf depth. Canopy top has box formed construction. Features 2" side flange to retain product. 1/2" front lip acts as a product stop. Heavy gauge shelf supports. Shelves support up to 450 lb. loads. Boltless construction - easy assembly with only a mallet. 5 sloping steel shelves per unit. 18"D. shelves slope 12°. 24"D. shelves slope 14°. Starter unit can be used individually or combined with adder units to form a row of shelving. Medium Gray or Sand finish. FOB Shipping Point.

SLOPED SHELVING OPEN UNITS

Size W x D x H	STARTER			ADDER		
	Product No.	Wt. (lbs.)	Price Ea.	Product No.	Wt. (lbs.)	Price Ea.
36 x 18 x 84"	HZT7-3618S-5	134	\$256.91	HZT7-3618A-5	134	\$258.04
36 x 24 x 84"	HZT7-3624S-5	159	288.53	HZT7-3624A-5	159	289.66
48 x 18 x 84"	HZT7-4818S-5	184	333.14	HZT7-4818A-5	184	334.27
48 x 24 x 84"	HZT7-4824S-5	215	371.53	HZT7-4824A-5	215	372.67

BULK RACKS & SHELVING

tennsco
Storage Made Easy

Tennsco Bulk Storage Racks

- Bulk storage racks are an economical solution for storing heavy, bulky items.
- Rugged 14 ga. welded upright frames and beams support up to 3800 lbs., evenly distributed.

Features adjustable shelves on 2" increments for maximum use of vertical space. Assembly is quick and easy -- beams attach to the frames in seconds without tools. Rolled formed steel beams provide support at front and rear of shelf edges. Additional support is provided by front-to-back center braces. Racks are available in heights of 72", 96" and 120"; widths of 48", 72" and 96" and depths of 24", 36" and 48". Select particleboard decking or corrugated steel decking. Starter units and add-on units have 3 shelf levels. Additional shelf levels are available to increase capacity. Begin each row of shelving with a starter and use add-on units to complete row. Medium Gray powder-coated paint finish. Note -- bulk storage racks should be hand loaded only, FOB Shipping Point.
Starter Unit Includes...2 upright frames and 3 shelf levels. Add-On Units Includes...1 upright frame and 3 shelf levels.



CORRUGATED STEEL DECKING
Features a rigid surface with minimal deflection under load, corrugated decking provides sturdy support. Smooth finish for easy sliding of items.
PARTICLE BOARD DECKING
For heavy-duty applications, economical particle decking is a great choice.

WITH PARTICLE BOARD DECKING			STARTER UNIT			ADD-ON UNIT		
Size W x D x H	Capacity Per Level (lbs.)	Product No.	Wt. (lbs.)	Price Ea.	Product No.	Wt. (lbs.)	Price Ea.	Product No.
48 x 24 x 72"	3800	HBU-482472PS	174.9	\$187.46	HBU-482472PA	152.7	\$150.20	
48 x 36 x 72"	3800	HBU-483672PS	220.6	213.43	HBU-483672PA	197.0	172.79	
48 x 48 x 72"	3800	HBU-484872PS	265.7	242.23	HBU-484872PA	240.7	198.19	
72 x 24 x 72"	2750	HBU-722472PS	213.9	240.54	HBU-722472PA	191.7	203.27	
72 x 36 x 72"	2750	HBU-723672PS	269.5	274.41	HBU-723672PA	245.9	233.76	
72 x 48 x 72"	2750	HBU-724872PS	324.2	308.30	HBU-724872PA	299.2	264.26	
96 x 24 x 72"	2150	HBU-962472PS	267.3	287.97	HBU-962472PA	245.1	250.70	
96 x 36 x 72"	2150	HBU-963672PS	340.6	335.40	HBU-963672PA	317.0	294.74	
96 x 48 x 72"	2150	HBU-964872PS	419.9	379.44	HBU-964872PA	394.9	335.40	
48 x 24 x 96"	3800	HBU-482496PS	190.1	212.30	HBU-482496PA	160.3	162.61	
48 x 36 x 96"	3800	HBU-483696PS	237.8	243.93	HBU-483696PA	205.6	188.03	
48 x 48 x 96"	3800	HBU-484896PS	284.9	276.11	HBU-484896PA	250.3	215.13	
72 x 24 x 96"	2750	HBU-722496PS	229.1	265.39	HBU-722496PA	199.3	215.70	
72 x 36 x 96"	2750	HBU-723696PS	286.7	304.91	HBU-723696PA	254.5	249.01	
72 x 48 x 96"	2750	HBU-724896PS	343.4	342.17	HBU-724896PA	308.8	281.19	
96 x 24 x 96"	2150	HBU-962496PS	282.5	312.81	HBU-962496PA	252.7	263.13	
96 x 36 x 96"	2150	HBU-963696PS	357.8	365.89	HBU-963696PA	325.6	309.99	
96 x 48 x 96"	2150	HBU-964896PS	439.1	413.31	HBU-964896PA	404.5	352.34	
48 x 24 x 120"	3800	HBU-4824120PS	204.9	238.29	HBU-4824120PA	167.7	175.60	
48 x 36 x 120"	3800	HBU-4836120PS	252.2	263.13	HBU-4836120PA	212.8	197.63	
48 x 48 x 120"	3800	HBU-4848120PS	298.9	295.31	HBU-4848120PA	257.3	224.73	
72 x 24 x 120"	2750	HBU-7224120PS	243.9	291.36	HBU-7224120PA	206.7	228.69	
72 x 36 x 120"	2750	HBU-7236120PS	301.1	324.10	HBU-7236120PA	261.7	258.60	
72 x 48 x 120"	2750	HBU-7248120PS	357.4	361.37	HBU-7248120PA	315.8	290.79	
96 x 24 x 120"	2150	HBU-9624120PS	297.3	338.79	HBU-9624120PA	260.1	276.11	
96 x 36 x 120"	2150	HBU-9636120PS	372.2	385.09	HBU-9636120PA	332.8	319.59	
96 x 48 x 120"	2150	HBU-9648120PS	453.1	432.51	HBU-9648120PA	411.5	361.94	

WITH CORRUGATED STEEL DECKING			STARTER UNIT			ADD-ON UNIT		
Size W x D x H	Capacity Per Level (lbs.)	Product No.	Wt. (lbs.)	Price Ea.	Product No.	Wt. (lbs.)	Price Ea.	Product No.
48 x 24 x 72"	3800	HBU-482472CS	144.6	240.54	HBU-482472CA	122.4	203.27	
48 x 36 x 72"	3800	HBU-483672CS	175.3	286.27	HBU-483672CA	151.7	245.61	
48 x 48 x 72"	3800	HBU-484872CS	207.4	330.31	HBU-484872CA	180.4	286.27	
72 x 24 x 72"	2750	HBU-722472CS	177.6	306.60	HBU-722472CA	155.4	269.33	
72 x 36 x 72"	2750	HBU-723672CS	215.2	370.97	HBU-723672CA	191.6	330.31	
72 x 48 x 72"	2750	HBU-724872CS	251.9	433.64	HBU-724872CA	226.9	389.60	
96 x 24 x 72"	2150	HBU-962472CS	219.0	376.06	HBU-962472CA	196.8	338.79	
96 x 36 x 72"	2150	HBU-963672CS	268.3	459.06	HBU-963672CA	244.7	418.40	
96 x 48 x 72"	2150	HBU-964872CS	316.4	540.36	HBU-964872CA	291.4	496.31	
48 x 24 x 96"	3800	HBU-482496CS	159.8	265.39	HBU-482496CA	130.0	215.70	
48 x 36 x 96"	3800	HBU-483696CS	192.5	316.77	HBU-483696CA	160.3	260.87	
48 x 48 x 96"	3800	HBU-484896CS	224.6	364.20	HBU-484896CA	190.0	303.21	
72 x 24 x 96"	2750	HBU-722496CS	192.8	331.44	HBU-722496CA	163.0	281.76	
72 x 36 x 96"	2750	HBU-723696CS	232.4	401.46	HBU-723696CA	200.2	345.56	
72 x 48 x 96"	2750	HBU-724896CS	271.1	467.53	HBU-724896CA	236.5	406.54	
96 x 24 x 96"	2150	HBU-962496CS	234.2	400.90	HBU-962496CA	204.4	351.21	
96 x 36 x 96"	2150	HBU-963696CS	285.5	489.54	HBU-963696CA	253.3	433.64	
96 x 48 x 96"	2150	HBU-964896CS	335.6	574.24	HBU-964896CA	301.0	513.26	
48 x 24 x 120"	3800	HBU-4824120CS	174.6	291.36	HBU-4824120CA	137.4	228.69	
48 x 36 x 120"	3800	HBU-4836120CS	206.9	335.96	HBU-4836120CA	167.5	270.46	
48 x 48 x 120"	3800	HBU-4848120CS	238.6	383.39	HBU-4848120CA	197.0	312.81	
72 x 24 x 120"	2750	HBU-7224120CS	207.6	357.41	HBU-7224120CA	170.4	294.74	
72 x 36 x 120"	2750	HBU-7236120CS	246.8	420.66	HBU-7236120CA	207.4	355.16	
72 x 48 x 120"	2750	HBU-7248120CS	285.1	486.73	HBU-7248120CA	243.5	416.14	
96 x 24 x 120"	2150	HBU-9624120CS	249.0	426.87	HBU-9624120CA	211.8	364.20	
96 x 36 x 120"	2150	HBU-9636120CS	299.9	508.74	HBU-9636120CA	260.5	443.24	
96 x 48 x 120"	2150	HBU-9648120CS	349.6	593.44	HBU-9648120CA	308.0	522.86	

ADDITIONAL LEVELS			WITH PARTICLE BOARD DECKING			WITH CORRUGATED STEEL DECKING		
Size W x D x H	Cap. Per Lever (lbs.)	Product No.	Wt. (lbs.)	Price Ea.	Product No.	Wt. (lbs.)	Price Ea.	Product No.
48 x 24"	3800	HBU-4824P	43.5	\$37.83	HBU-4824C	33.4	\$55.33	
48 x 36"	3800	HBU-4836P	57.8	44.04	HBU-4836C	42.7	68.33	
48 x 48"	3800	HBU-4848P	71.9	51.39	HBU-4848C	51.8	80.74	
72 x 24"	2750	HBU-7224P	56.5	55.33	HBU-7224C	44.4	77.36	
72 x 36"	2750	HBU-7236P	74.1	64.37	HBU-7236C	56.0	96.56	
72 x 48"	2750	HBU-7248P	91.4	73.40	HBU-7248C	67.3	115.19	
96 x 24"	2150	HBU-9624P	74.3	71.14	HBU-9624C	58.2	100.50	
96 x 36"	2150	HBU-9636P	97.8	84.70	HBU-9636C	73.7	125.91	
96 x 48"	2150	HBU-9648P	123.3	97.11	HBU-9648C	88.8	150.76	

Tennsco High-Capacity Easy-to-Assemble Shelving

- Perfect for storing dies, motors, jigs, fixtures and other heavy material.
- Each shelf will support up to 4000 lbs, evenly distributed.

Semi-boltless design utilizes snap-in double rivets on the shelf supports matched with keyholes on the posts. Maximum capacity per unit is 13,000 lbs. Strong 14 ga. posts are 1 1/2" x 2 1/2". Each unit has 5-16 ga.



shelves. Shelves are supported with one center support per shelf on 36", 48", and 60"W. units -- 2 front-to-back supports per shelf on 72"W. units and 3 front-to-back supports on 96"W. units. Assuming evenly spaced shelves, the vertical clearance between shelves is 13" on 72"H. units, 16" on 84"H. units and 19" on 96"H. units. Shelves are adjustable on 1/2" increments. Durable powder coated Medium Gray finish. FOB Shipping Point.

Product No.	Size W x D x H	Capacity (lbs.)	No. Shelves	Wt. (lbs.)	Price Ea.
HRXH5-361872	36 x 18 x 72"	4000	5	146	\$287.97
HRXH5-481872	48 x 18 x 72"	4000	5	180	345.00
HRXH5-482472	48 x 24 x 72"	4000	5	213	385.66
HRXH5-602472	60 x 24 x 72"	3250	5	254	459.06
HRXH5-722472	72 x 24 x 72"	2750	5	304	553.36
HRXH5-361884	36 x 18 x 84"	4000	5	154	294.74
HRXH5-481884	48 x 18 x 84"	4000	5	188	351.77
HRXH5-482484	48 x 24 x 84"	4000	5	221	392.43
HRXH5-602484	60 x 24 x 84"	3250	5	262	465.83
HRXH5-722484	72 x 24 x 84"	2750	5	312	560.13
HRXH5-723684	72 x 36 x 84"	2750	5	454	758.89
HRXH5-962484	96 x 24 x 84"	2600	5	406	787.11
HRXH5-963684	96 x 36 x 84"	2600	5	595	993.77
HRXH5-361896	36 x 18 x 96"	4000	5	153	301.51
HRXH5-481896	48 x 18 x 96"	4000	5	187	358.54
HRXH5-482496	48 x 24 x 96"	4000	5	220	399.20
HRXH5-602496	60 x 24 x 96"	3250	5	261	472.60
HRXH5-722496	72 x 24 x 96"	2750	5	311	566.90
HRXH5-723696	72 x 36 x 96"	2750	5	458	765.66
HRXH5-962496	96 x 24 x 96"	2600	5	410	794.46
HRXH5-963696	96 x 36 x 96"	2600	5	599	1,001.11

RIVET-STYLE SHELVING



Model HZA7-3612S-4D

Tennsco Z-Line Double-Rivet Shelving

- Exceptional value with uncompromising performance.
- Multifaceted storage system provides rugged shelving storage that is adaptable to your needs.

Built with double-rivet design and keyhole slots to form a rigid framework. Heavy 14 gauge steel posts and shelf supports deliver a system that stands up to rugged use – shelves can handle loads up to 2250 lbs. per shelf. Assembles easily and quickly with only a rubber mallet. The rivet and keyhole design eliminates the need for clips, gussets or sway braces and allows access to the shelves from all sides of the unit. Sold in two types: low profile, for light to medium duty storage and wide profile for heavy duty loads. Buy the unit with 3/8" particleboard decking or buy the unit without decking and get the decking locally. Sand in color. FOB Shipping Point.

Light To Medium Duty Units

Low profile shelf supports will handle loads from 400-600 lbs., depending on shelf size. With a height of only 1 1/2", the shelf support allows for maximum use of vertical space between shelves. Shelves are supported front and back only, except 36"D. shelves that are supported on all 4 sides. Use one Starter Unit and as many Add-On Units as needed to complete a row of shelving. The units have 4 shelf levels (3 openings). Sand in color.

Heavy Duty Units

Wide profile 2 1/4"H. angle shelf supports handle loads from 1250-2250 lbs., depending on shelf size. Shelves are supported on all 4 sides in addition to having front-to-back center supports. The units have 3 shelf levels (2 openings). Sand in color.

LIGHT TO MEDIUM DUTY UNITS

Size W x D x H	Cap. (lbs.)	Product No.	STARTER UNITS		ADD-ON UNITS			EXTRA SHELF LEVELS		
			Wt. (lbs.)	Price Ea.	Product No.	Wt. (lbs.)	Price Ea.	Product No.	Wt. (lbs.)	Price Ea.
4 SHELVES, 3 OPENINGS - WITH PARTICLE BOARD DECKING										
36 x 12 x 84"	500	HZA7-3612S-4D	68	\$77.91	HZA7-3612A-4D	66	\$74.53	HZAES-3612D	11.1	\$9.26
36 x 18 x 84"	500	HZA7-3618S-4D	86	87.51	HZA7-3618A-4D	83	82.44	HZAES-3618D	15.1	10.96
36 x 24 x 84"	500	HZA7-3624S-4D	103	94.86	HZA7-3624A-4D	100	89.77	HZAES-3624D	19.1	12.43
36 x 36 x 84"	600	HZA7-3636S-4D	142	119.70	HZA7-3636A-4D	141	120.27	HZAES-3636D	30.3	23.16
42 x 12 x 84"	450	HZA7-4212S-4D	73	84.70	HZA7-4212A-4D	71	81.31	HZAES-4212D	12.4	10.96
42 x 18 x 84"	450	HZA7-4218S-4D	94	94.86	HZA7-4218A-4D	92	89.77	HZAES-4218D	17.3	12.99
42 x 24 x 84"	450	HZA7-4224S-4D	114	103.33	HZA7-4224A-4D	111	97.69	HZAES-4224D	21.8	14.69
42 x 36 x 84"	550	HZA7-4236S-4D	157	127.04	HZA7-4236A-4D	156	128.17	HZAES-4236D	34.1	25.41
48 x 12 x 84"	400	HZA7-4812S-4D	83	89.21	HZA7-4812A-4D	82	85.26	HZAES-4812D	15.0	11.86
48 x 18 x 84"	400	HZA7-4818S-4D	106	100.50	HZA7-4818A-4D	103	95.43	HZAES-4818D	20.2	14.11
48 x 24 x 84"	400	HZA7-4824S-4D	129	107.29	HZA7-4824A-4D	125	102.20	HZAES-4824D	25.5	15.81
48 x 36 x 84"	500	HZA7-4836S-4D	178	134.94	HZA7-4836A-4D	177	135.51	HZAES-4836D	39.3	27.10
4 SHELVES, 3 OPENINGS - WITHOUT DECKING										
36 x 12 x 84"	500	HZA7-3612S-4	37	64.37	HZA7-3612A-4	35	60.99	HZAES-3612	3.4	5.87
36 x 18 x 84"	500	HZA7-3618S-4	39	67.19	HZA7-3618A-4	36	62.11	HZAES-3618	3.4	5.87
36 x 24 x 84"	500	HZA7-3624S-4	41	67.76	HZA7-3624A-4	37	62.67	HZAES-3624	3.4	5.87
36 x 36 x 84"	600	HZA7-3636S-4	48	79.06	HZA7-3636A-4	47	79.61	HZAES-3636	6.8	12.99
42 x 12 x 84"	450	HZA7-4212S-4	39	67.76	HZA7-4212A-4	38	63.80	HZAES-4212	4.0	6.66
42 x 18 x 84"	450	HZA7-4218S-4	41	70.59	HZA7-4218A-4	38	65.50	HZAES-4218	4.0	6.66
42 x 24 x 84"	450	HZA7-4224S-4	43	71.14	HZA7-4224A-4	39	65.50	HZAES-4224	4.0	6.66
42 x 36 x 84"	550	HZA7-4236S-4	50	81.87	HZA7-4236A-4	50	83.00	HZAES-4236	7.4	14.11
48 x 12 x 84"	400	HZA7-4812S-4	42	70.59	HZA7-4812A-4	40	67.19	HZAES-4812	4.6	7.46
48 x 18 x 84"	400	HZA7-4818S-4	44	73.40	HZA7-4818A-4	41	68.33	HZAES-4818	4.6	7.46
48 x 24 x 84"	400	HZA7-4824S-4	45	73.97	HZA7-4824A-4	42	68.89	HZAES-4824	4.6	7.46
48 x 36 x 84"	500	HZA7-4836S-4	52	85.26	HZA7-4836A-4	52	85.83	HZAES-4836	8.0	13.56



Model HZL7-4824-3D

HEAVY DUTY UNITS

Size W x D x H	Cap. (lbs.)	Product No.	BASIC UNITS		EXTRA SHELF LEVELS		
			Wt. (lbs.)	Price Ea.	Product No.	Wt. (lbs.)	Price Ea.
3 SHELVES, 2 OPENINGS - WITH PARTICLE BOARD DECKING*							
48 x 24 x 84"	2250	HZL7-4824-3D	131	\$137.21	HZLES-4824D	34	\$31.06
48 x 30 x 84"	2250	HZL7-4830-3D	147	153.01	HZLES-4830D	39	36.14
48 x 36 x 84"	2250	HZL7-4836-3D	171	163.19	HZLES-4836D	47	39.53
48 x 48 x 84"	2250	HZL7-4848-3D	210	191.99	HZLES-4848D	60	49.13
72 x 24 x 84"	1750	HZL7-7224-3D	177	190.29	HZLES-7224D	49	48.56
72 x 30 x 84"	1750	HZL7-7230-3D	205	202.70	HZLES-7230D	59	52.51
72 x 36 x 84"	1750	HZL7-7236-3D	234	224.16	HZLES-7236D	68	59.86
72 x 48 x 84"	1750	HZL7-7248-3D	291	258.60	HZLES-7248D	87	71.14
96 x 24 x 84"	1250	HZL7-9624-3D	224	230.37	HZLES-9624D	65	62.11
96 x 30 x 84"	1250	HZL7-9630-3D	262	250.70	HZLES-9630D	78	68.33
96 x 36 x 84"	1250	HZL7-9636-3D	299	278.37	HZLES-9636D	90	77.91
96 x 48 x 84"	1250	HZL7-9648-3D	375	323.54	HZLES-9648D	115	92.60
3 SHELVES, 2 OPENINGS - WITHOUT DECKING*							
48 x 24 x 84"	2250	HZL7-4824-3	68	112.36	HZLES-4824	13	22.59
48 x 30 x 84"	2250	HZL7-4830-3	72	119.14	HZLES-4830	14	24.84
48 x 36 x 84"	2250	HZL7-4836-3	77	125.91	HZLES-4836	16	27.10
48 x 48 x 84"	2250	HZL7-4848-3	85	137.77	HZLES-4848	19	31.06
72 x 24 x 84"	1750	HZL7-7224-3	85	146.24	HZLES-7224	19	33.89
72 x 30 x 84"	1750	HZL7-7230-3	91	155.27	HZLES-7230	21	36.70
72 x 36 x 84"	1750	HZL7-7236-3	96	163.19	HZLES-7236	22	39.53
72 x 48 x 84"	1750	HZL7-7248-3	108	178.99	HZLES-7248	26	44.60
96 x 24 x 84"	1250	HZL7-9624-3	102	176.17	HZLES-9624	24	44.04
96 x 30 x 84"	1250	HZL7-9630-3	110	188.03	HZLES-9630	27	47.43
96 x 36 x 84"	1250	HZL7-9636-3	116	197.06	HZLES-9636	29	50.81
96 x 48 x 84"	1250	HZL7-9648-3	131	216.83	HZLES-9648	34	57.03

* Load capacities based on 3/8" particle board decking.

QUALITY STORAGE SHELVING



Designed to
be **THE MOST**
ECONOMICAL STORAGE

PARENT

Industrial Shelving

- 20 ga. construction for affordable and durable use.
- Assembles easily and quickly.

Designed to be the most economical and dependable storage for your factory, warehouse or office stockrooms. Stands up to heavy loads and daily hard use. Ideal for packages, parts, supplies, tools, or inventory. Handsome gray polyester finish. Shipped K.D. FOB Shipping Point.

20 GA. OPEN SHELVING Starting Units					Add-On Units		
Size W x D x H	No. Shelves	Product No.	Wt. (lbs.)	Price Ea.	Product No.	Wt. (lbs.)	Price Ea.
36 x 12 x 87"	5	HCS-535-12	61.5	\$93.93	HCA-535-12	60.5	\$90.33
36 x 18 x 87"	5	HCS-535-18	75.0	109.41	HCA-535-18	73.5	105.21
36 x 24 x 87"	5	HCS-535-24	88.5	124.79	HCA-535-24	86.5	120.21
36 x 12 x 87"	6	HCS-635-12	68.0	103.91	HCA-635-12	68.0	100.28
36 x 18 x 87"	6	HCS-635-18	84.0	122.24	HCA-635-18	82.5	118.04
36 x 24 x 87"	6	HCS-635-24	100.0	140.56	HCA-635-24	98.0	136.01
36 x 12 x 87"	7	HCS-735-12	74.5	113.86	HCA-735-12	73.5	110.27
36 x 18 x 87"	7	HCS-735-18	93.0	135.06	HCA-735-18	91.5	130.87
36 x 24 x 87"	7	HCS-735-24	111.5	156.33	HCA-735-24	109.5	151.79
36 x 12 x 87"	8	HCS-835-12	81.0	123.83	HCA-835-12	80.0	120.23
36 x 18 x 87"	8	HCS-835-18	102.0	147.88	HCA-835-18	100.5	143.69
36 x 24 x 87"	8	HCS-835-24	123.0	172.10	HCA-835-24	121.0	167.55
48 x 12 x 87"	5	HCS-547-12	72.0	107.27	HCA-547-12	71.0	103.66
48 x 18 x 87"	5	HCS-547-18	88.0	126.74	HCA-547-18	86.5	122.55
48 x 24 x 87"	5	HCS-547-24	106.5	148.96	HCA-547-24	104.5	144.40
48 x 12 x 87"	6	HCS-647-12	80.5	119.69	HCA-647-12	79.5	116.09
48 x 18 x 87"	6	HCS-647-18	99.5	142.84	HCA-647-18	98.0	138.64
48 x 24 x 87"	6	HCS-647-24	121.5	169.33	HCA-647-24	119.5	164.79
48 x 12 x 87"	7	HCS-747-12	89.0	132.12	HCA-747-12	88.0	128.51
48 x 18 x 87"	7	HCS-747-18	111.0	158.92	HCA-747-18	109.5	154.74
48 x 24 x 87"	7	HCS-747-24	136.5	189.73	HCA-747-24	134.5	185.20
48 x 12 x 87"	8	HCS-847-12	97.5	144.55	HCA-847-12	96.5	140.93
48 x 18 x 87"	8	HCS-847-18	122.5	175.02	HCA-847-18	121.0	170.81
48 x 24 x 87"	8	HCS-847-24	151.5	210.13	HCA-847-24	149.5	205.59

Heavy Duty Industrial Shelving

- 18 ga. construction for extra heavy loads.
- Built for rugged storage use.

For extra-heavy loads, this shelving does the job. Thick 18 ga. construction affords superior supporting power. Perfect for heavy dies, castings, power tools, liquids, and more. Assembles easily and quickly. Handsome gray polyester finish. Shipped K.D. FOB Shipping Point.

18 GA. OPEN SHELVING Starting Units					Add-On Units		
Size W x D x H	No. Shelves	Product No.	Wt. (lbs.)	Price Ea.	Product No.	Wt. (lbs.)	Price Ea.
36 x 12 x 87"	5	HCS-535-12/18	69.0	\$106.22	HCA-535-12/18	68.0	\$102.62
36 x 18 x 87"	5	HCS-535-18/18	84.0	126.77	HCA-535-18/18	83.5	122.57
36 x 24 x 87"	5	HCS-535-24/18	101.0	147.50	HCA-535-24/18	99.0	142.97
36 x 12 x 87"	6	HCS-635-12/18	77.0	118.65	HCA-635-12/18	77.0	115.05
36 x 18 x 87"	6	HCS-635-18/18	96.0	143.07	HCA-635-18/18	94.5	138.88
36 x 24 x 87"	6	HCS-635-24/18	115.0	167.83	HCA-635-24/18	113.0	163.27
36 x 12 x 87"	7	HCS-735-12/18	85.0	131.08	HCA-735-12/18	84.5	127.47
36 x 18 x 87"	7	HCS-735-18/18	107.0	159.38	HCA-735-18/18	105.5	155.19
36 x 24 x 87"	7	HCS-735-24/18	129.0	188.14	HCA-735-24/18	127.0	183.58
36 x 12 x 87"	8	HCS-835-12/18	93.0	143.50	HCA-835-12/18	92.0	139.89
36 x 18 x 87"	8	HCS-835-18/18	118.0	175.68	HCA-835-18/18	116.5	171.47
36 x 24 x 87"	8	HCS-835-24/18	143.0	208.44	HCA-835-24/18	141.0	203.92
48 x 12 x 87"	5	HCS-547-12/18	79.5	127.45	HCA-547-12/18	78.5	123.83
48 x 18 x 87"	5	HCS-547-18/18	110.5	158.28	HCA-547-18/18	109.0	154.08
48 x 24 x 87"	5	HCS-547-24/18	126.5	185.56	HCA-547-24/18	124.5	181.03
48 x 12 x 87"	6	HCS-647-12/18	89.5	143.90	HCA-647-12/18	88.5	140.30
48 x 18 x 87"	6	HCS-647-18/18	126.5	180.67	HCA-647-18/18	125.0	176.47
48 x 24 x 87"	6	HCS-647-24/18	145.5	213.28	HCA-647-24/18	143.5	208.73
48 x 12 x 87"	7	HCS-747-12/18	99.5	160.36	HCA-747-12/18	98.5	156.76
48 x 18 x 87"	7	HCS-747-18/18	142.5	203.08	HCA-747-18/18	141.0	198.88
48 x 24 x 87"	7	HCS-747-24/18	164.5	241.78	HCA-747-24/18	162.5	236.44
48 x 12 x 87"	8	HCS-847-12/18	109.5	176.83	HCA-847-12/18	108.5	173.23
48 x 18 x 87"	8	HCS-847-18/18	158.5	225.45	HCA-847-18/18	157.0	221.27
48 x 24 x 87"	8	HCS-847-24/18	183.5	268.71	HCA-847-24/18	181.5	264.15

18 GA. CLOSED SHELVING Starting Units					Add-On Units		
Size W x D x H	No. Shelves	Product No.	Wt. (lbs.)	Price Ea.	Product No.	Wt. (lbs.)	Price Ea.
36 x 12 x 87"	5	HCS-536-12/18	102.0	\$158.23	HCA-536-12/18	95.0	\$144.71
36 x 18 x 87"	5	HCS-536-18/18	126.0	187.87	HCA-536-18/18	114.5	169.21
36 x 24 x 87"	5	HCS-536-24/18	148.0	218.39	HCA-536-24/18	133.0	194.49
36 x 12 x 87"	6	HCS-636-12/18	110.0	170.64	HCA-636-12/18	103.0	157.13
36 x 18 x 87"	6	HCS-636-18/18	137.0	204.17	HCA-636-18/18	125.5	185.51
36 x 24 x 87"	6	HCS-636-24/18	162.0	238.69	HCA-636-24/18	147.0	214.80
36 x 12 x 87"	7	HCS-736-12/18	118.0	183.07	HCA-736-12/18	110.0	169.55
36 x 18 x 87"	7	HCS-736-18/18	148.0	220.45	HCA-736-18/18	136.5	201.81
36 x 24 x 87"	7	HCS-736-24/18	176.0	259.00	HCA-736-24/18	161.0	235.11
36 x 12 x 87"	8	HCS-836-12/18	126.0	195.52	HCA-836-12/18	119.0	181.98
36 x 18 x 87"	8	HCS-836-18/18	159.0	236.77	HCA-836-18/18	147.5	218.11
36 x 24 x 87"	8	HCS-836-24/18	190.0	279.30	HCA-836-24/18	175.0	255.43
48 x 12 x 87"	5	HCS-548-12/18	120.5	192.86	HCA-548-12/18	113.5	179.34
48 x 18 x 87"	5	HCS-548-18/18	159.5	232.78	HCA-548-18/18	148.0	214.13
48 x 24 x 87"	5	HCS-548-24/18	181.5	269.85	HCA-548-24/18	166.5	245.96
48 x 12 x 87"	6	HCS-648-12/18	130.5	209.32	HCA-648-12/18	123.5	194.47
48 x 18 x 87"	6	HCS-648-18/18	175.5	255.18	HCA-648-18/18	164.0	236.53
48 x 24 x 87"	6	HCS-648-24/18	200.5	297.56	HCA-648-24/18	185.5	273.67
48 x 12 x 87"	7	HCS-748-12/18	140.5	225.79	HCA-748-12/18	133.5	212.25
48 x 18 x 87"	7	HCS-748-18/18	191.5	277.57	HCA-748-18/18	180.0	258.92
48 x 24 x 87"	7	HCS-748-24/18	219.5	325.27	HCA-748-24/18	204.5	301.38
48 x 12 x 87"	8	HCS-848-12/18	150.5	242.25	HCA-848-12/18	143.5	228.72
48 x 18 x 87"	8	HCS-848-18/18	207.5	299.97	HCA-848-18/18	196.0	281.31
48 x 24 x 87"	8	HCS-848-24/18	238.5	352.98	HCA-848-24/18	223.5	329.09

20 GA. CLOSED SHELVING Starting Units					Add-On Units		
Size W x D x H	No. Shelves	Product No.	Wt. (lbs.)	Price Ea.	Product No.	Wt. (lbs.)	Price Ea.
36 x 12 x 87"	5	HCS-536-12	94.5	\$145.94	HCA-536-12	87.5	\$132.42
36 x 18 x 87"	5	HCS-536-18	116.0	170.51	HCA-536-18	104.5	151.85
36 x 24 x 87"	5	HCS-536-24	135.5	195.67	HCA-536-24	120.5	171.78
36 x 12 x 87"	6	HCS-636-12	101.0	172.28	HCA-636-12	94.0	142.39
36 x 18 x 87"	6	HCS-636-18	125.0	183.33	HCA-636-18	113.5	164.67
36 x 24 x 87"	6	HCS-636-24	147.0	211.42	HCA-636-24	132.0	187.54
36 x 12 x 87"	7	HCS-736-12	107.5	165.88	HCA-736-12	100.5	152.35
36 x 18 x 87"	7	HCS-736-18	134.0	196.15	HCA-736-18	122.5	177.50
36 x 24 x 87"	7	HCS-736-24	158.5	227.19	HCA-736-24	143.5	203.32
36 x 12 x 87"	8	HCS-836-12	114.0	175.85	HCA-836-12	107.0	162.32
36 x 18 x 87"	8	HCS-836-18	143.0	208.97	HCA-836-18	131.5	190.33
36 x 24 x 87"	8	HCS-836-24	170.0	242.97	HCA-836-24	155.0	219.09
48 x 12 x 87"	5	HCS-548-12	113.0	172.67	HCA-548-12	106.0	159.17
48 x 18 x 87"	5	HCS-548-18	137.0	201.26	HCA-548-18	125.5	182.60
48 x 24 x 87"	5	HCS-548-24	161.5	233.24	HCA-548-24	146.5	209.34
48 x 12 x 87"	6	HCS-648-12	121.5	185.12	HCA-648-12	114.5	171.60
48 x 18 x 87"	6	HCS-648-18	148.5	217.34	HCA-648-18	137.0	198.68
48 x 24 x 87"	6	HCS-648-24	176.5	253.62	HCA-648-24	161.5	229.75
48 x 12 x 87"	7	HCS-748-12	130.0	197.54	HCA-748-12	123.0	184.02
48 x 18 x 87"	7	HCS-748-18	160.0	233.43	HCA-748-18	148.5	214.77
48 x 24 x 87"	7	HCS-748-24	191.5	274.02	HCA-748-24	176.5	250.13
48 x 12 x 87"	8	HCS-848-12	138.5	209.96	HCA-848-12	131.5	196.44
48 x 18 x 87"	8	HCS-848-18	171.5	249.51	HCA-848-18	160.0	230.86
48 x 24 x 87"	8	HCS-848-24	206.5	294.40	HCA-848-24	191.5	270.53

BULK RACKS & SHELVING

RUGGED, sturdy and safe storage.

Parent Metal PRODUCTS BULK RACKS

- Economical, dependable storage for large bulky items.
- Features access from all four sides.

Rugged, sturdy and safe storage. Beams adjust on 1½" centers. All components are 14 ga. Beams easily snap into posts as shown. Post and beams are Gray polyester finish. All units priced with 4 levels. Other sizes and configurations are available -- consult dealer. Particle board decking is also available from any lumberyard or home center. Unit is shown with galvanized steel decking. FOB Shipping Point.



STANDARD DUTY W/O STEEL DECKING				STANDARD DUTY WITH STEEL DECKING			
Size W x D x H	Cap Per Level (lbs.)	Product No.	Wt. (lbs.)	Price Ea.	Product No.	Wt. (lbs.)	Price Ea.
60 x 24 x 84"	1200	HSRA-4524	81	\$136.64	HSRA-4524-SD	145.0	\$197.14
60 x 30 x 84"	1200	HSRA-4530	87	141.68	HSRA-4530-SD	171.0	224.13
60 x 36 x 84"	1200	HSRA-4536	93	148.74	HSRA-4536-SD	189.0	239.49
60 x 48 x 84"	1200	HSRA-4548	104	163.87	HSRA-4548-SD	232.0	284.88
72 x 24 x 84"	1000	HSRA-4624	89	148.73	HSRA-4624-SD	169.0	214.38
72 x 30 x 84"	1000	HSRA-4630	97	155.80	HSRA-4630-SD	193.0	248.97
72 x 36 x 84"	1000	HSRA-4636	101	160.85	HSRA-4636-SD	221.0	259.31
72 x 48 x 84"	1000	HSRA-4648	112	175.59	HSRA-4648-SD	272.0	306.89
96 x 24 x 84"	620	HSRA-4824	104	168.91	HSRA-4824-SD	208.0	256.34
96 x 30 x 84"	620	HSRA-4830	110	173.94	HSRA-4830-SD	242.0	292.69
96 x 36 x 84"	620	HSRA-4836	116	181.02	HSRA-4836-SD	272.0	312.61
96 x 48 x 84"	620	HSRA-4848	143	196.14	HSRA-4848-SD	351.0	371.00

HBTP Tie Plates for continuous rows (set of 4) Price Ea. \$3.32



Super Duty 14 GAUGE SHELVING

- 14 gauge shelves are 2"H.
- Ideal for storing heavy dies, hardware, kegs, castings or other bulk items.

Here's superior performance shelving for extra-tough storage use. Thick 14 ga. shelves holds those big loads easily and safely. Posts are 2" x 2" x 11 ga. angles punched on 1" centers. All units standard with four shelves. Gray finish. FOB Shipping Point .



Product No.	Capacity (lbs.)	Overall Size W x D x H	Wt. (lbs.)	Price Ea.
HXR4818-6	1750	48 x 18 x 72"	192	\$238.53
HXR4824-6	1750	48 x 24 x 72"	216	265.20
HXR6018-6	1500	60 x 18 x 72"	224	270.74
HXR6024-6	1500	60 x 24 x 72"	260	315.25
HXR4818-8	1750	48 x 18 x 96"	204	254.63
HXR4824-8	1750	48 x 24 x 96"	228	281.31
HXR6018-8	1500	60 x 18 x 96"	236	286.84
HXR6024-8	1500	60 x 24 x 96"	272	331.36
EXTRA SHELVES				
HXS4818	1750	48 x 18"	39	49.06
HXS4824	1750	48 x 24"	45	55.95
HXS6018	1500	60 x 18"	47	57.11
HXS6024	1500	60 x 24"	56	68.24

INDUSTRIAL BOLTLESS SHELVING



Industrial Boltless Shelving

- Designed for fast, easy “boltless” assembly.
- Features access from all 4 sides without any cross bracing.

Industrial Boltless Shelving provides strong supporting power with time-saving assembly. Steel shelves just drop into place – complete with 4 shelves per unit. Components snap together without any nuts, bolts or clips. Post and beams are 14 ga. with Gray polyester finish. Beams adjust on 1.5” centers. All units 72”H. so top shelf is accessible. FOB Shipping Point.


INDUSTRIAL BOLTLESS SHELVING -- STANDARD DUTY SINGLE RIVET				
Product No.	Size W x D x H	Cap. Shelf (lbs.)	Wt. (lbs.)	Price Ea.
HSRB-4318-SH	36 x 18 x 72"	600	83	\$120.28
HSRB-4324-SH	36 x 24 x 72"	600	96	134.62
HSRB-4330-SH	36 x 30 x 72"	600	125	176.48
HSRB-4418-SH	48 x 18 x 72"	500	97	139.30
HSRB-4424-SH	48 x 24 x 72"	500	116	158.87
HSRB-4430-SH	48 x 30 x 72"	500	154	196.52
INDUSTRIAL BOLTLESS SHELVING -- HEAVY DUTY DOUBLE RIVET				
Product No.	Size W x D x H	Cap. Shelf (lbs.)	Wt. (lbs.)	Price Ea.
HSRA-4318-SH	36 x 18 x 72"	1200	88	130.75
HSRA-4324-SH	36 x 24 x 72"	1200	102	145.86
HSRA-4330-SH	36 x 30 x 72"	1200	132	188.00
HSRA-4418-SH	48 x 18 x 72"	1000	106	151.72
HSRA-4424-SH	48 x 24 x 72"	1000	123	172.07
HSRA-4430-SH	48 x 30 x 72"	1000	163	209.99

Pre-Assembled Bin Units

- Organize and store parts, supplies or tools for instant selection.
- Ideal for organizing bench tops or as under counter unit.

These set-up bins arrive ready for use – just stack and bolt together, or use individually. Built from 20 ga. shelves and dividers with rolled front edges that adjust on 1" centers. Photo shows most popular combinations. FOB Shipping Point.

PRE-ASSEMBLED BIN UNITS				
Product No.	Size W x D x H	Bin Configurations	Wt. (lbs.)	Price Ea.
HBIN-361206	36 x 12 x 37.25"	6 bins -- 18"W. x 12"H.	51	\$137.07
HBIN-361209	36 x 12 x 37.25"	9 bins -- 12"W. x 12"H.	55	154.60
HBIN-361212	36 x 12 x 37.25"	12 bins -- 9"W. x 12"H.	60	172.14
HBIN-361224	36 x 12 x 37.25"	24 bins -- 9"W. x 6"H.	84	236.86
HBIN-361236	36 x 12 x 37.25"	36 bins -- 6"W. x 6"H.	96	295.59
HBIN-361806	36 x 18 x 37.25"	6 bins -- 18"W. x 12"H.	66	163.94
HBIN-361809	36 x 18 x 37.25"	9 bins -- 12"W. x 12"H.	72	190.36
HBIN-361812	36 x 18 x 37.25"	12 bins -- 9"W. x 12"H.	78	216.92
HBIN-361824	36 x 18 x 37.25"	24 bins -- 9"W. x 6"H.	105	291.71
HBIN-361836	36 x 18 x 37.25"	36 bins -- 6"W. x 6"H.	117	368.81



SMALL PARTS STORAGE ORGANIZATION & MOBILITY

DURHAM MFG®
Est. 1922

Durham Tall Steel Pigeon Hole Bins

- All welded, prime cold rolled steel construction.
- Durable gray powder coat finish.

Fully hemmed 1/8" bin fronts to hold labels and retain parts. Roll-formed sides for increased strength and stability. Newly redesigned slope shelves. Ribbed and hemmed dividers provide added strength. Optional base and bin labels available. Ships fully assembled ready to use. FOB Shipping Point.




H725-95



H730-95



H735-95



H740-95



H745-95

DURHAM TALL STEEL PIGEON HOLE BINS						
Product No.	Overall Dim. W x D x H	No. of Bins.	Bin Dim. W x D x H	Wt. (lbs.)	Price Ea.	
H725-95	33 3/4" x 12" x 64 1/2"	32	8 x 1 1/4" x 6 1/2"	94	\$175.78	
H730-95	33 3/4" x 12" x 64 1/2"	60	(40) 3 3/4" x 1 1/4" x 4 1/2" (20) 8 x 1 1/4" x 8 1/2"	104	189.58	
H735-95	33 3/4" x 12" x 64 1/2"	84	(80) 4 x 1 1/4" x 4 1/2" (4) 1 6/8" x 1 1/4" x 7"	112	209.57	
H740-95	33 3/4" x 12" x 64 1/2"	104	4 3/4" x 1 1/4" x 4 3/8"	120	228.03	
H745-95	33 3/4" x 12" x 64 1/2"	112	4 x 1 1/4" x 3 7/8"	122	232.76	



HMSB3-2036-95



HMSB6-2036-95



HMSB9-2036-95



HMSB12-2036-95

Durham Mobile Storage Bins

- All welded, heavy duty 14 ga. steel construction.
- Durable gray textured powder coat finish.

Bin opening incorporates a slope design of 6" high. Choice of 3, 6, 12 or 19 open face bins. Has 6" x 2" bolt-on phenolic casters, 2 locking swivel and 2 rigid. Sturdy, tubular push handle. Top shelf is 49 1/2" above the floor. Shelf clearance is 1 3/8". Ships fully assembled ready to use. FOB Shipping Point.

DURHAM MOBILE STORAGE BINS						
Product No.	Overall Dim. W x D x H	No. of Bins.	Bin Dim. W x D x H	Wt. (lbs.)	Price Ea.	
HMSB3-2036-95	36 x 24 x 49 1/2"	3	36 x 24 x 14"	210	\$417.21	
HMSB6-2036-95	36 x 24 x 49 1/2"	6	17 x 24 x 14"	222	471.04	
HMSB9-2036-95	36 x 24 x 49 1/2"	9	11 1/2 x 24 x 14"	240	498.01	
HMSB12-2036-95	36 x 24 x 49 1/2"	12	8 1/2 x 24 x 14"	254	524.97	

STORAGE SYSTEMS

Rivet Rack



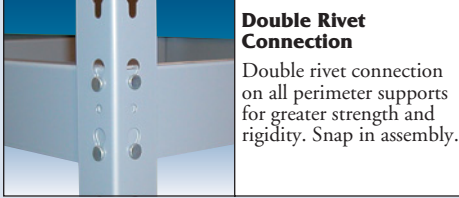
**SCOTLAND
RACK, LTD.**

• Ideal for light to medium weight loads.

• Beams quickly snap into place on 2" centers into keyhole slots in posts.

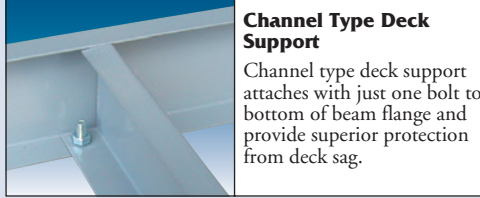
Heavy Duty Rivet Rack

Rugged heavy duty beams use a double rivet design for added strength and rigidity. Channel type deck supports attach with just one bolt to bottom of beam flange and provide superior protection from deck sag. All components are formed from 16 ga. steel with a tough Gray baked enamel finish. Decks are made from furniture grade MDF which provides a smooth surface for sliding material on and off. FOB Shipping Point.



Double Rivet Connection

Double rivet connection on all perimeter supports for greater strength and rigidity. Snap in assembly.



Channel Type Deck Support

Channel type deck support attaches with just one bolt to bottom of beam flange and provide superior protection from deck sag.



Heavy Duty Rivet Rack

HEAVY DUTY RIVET RACK WITH 3 SHELVES

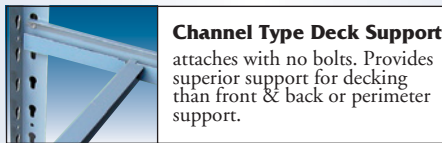
Rack Size D W x H	Shelf Cap. (lbs.)	WITH MDF SHELVES			WITH OPEN DECKING			
		Product No.	Wt. (lbs.)	Price Ea.	Product No.	Wt. (lbs.)	Price Ea.	
15"	48 x 84"	1050	HR74534	83	\$116.04	HR74531	47	\$95.33
	60 x 84"	1100	HR75535	101	139.60	HR75532	56	112.61
	72 x 84"	1000	HR76535	111	153.30	HR76532	61	119.12
	84 x 84"	825	HR77535	125	166.15	HR77532	66	126.60
	96 x 84"	700	HR78535	144	174.99	HR78532	72	133.54
18"	48 x 84"	900	HR74134	92	122.46	HR74131	48	96.97
	60 x 84"	1100	HR75135	112	149.22	HR75132	58	114.97
	72 x 84"	950	HR76135	124	165.01	HR76132	63	121.48
	84 x 84"	825	HR77135	140	175.82	HR77132	69	128.97
	96 x 84"	700	HR78135	161	186.90	HR78132	74	135.91
24"	48 x 84"	700	HR74434	109	135.18	HR74431	51	102.31
	60 x 84"	1100	HR75435	134	162.42	HR75432	62	121.97
	72 x 84"	970	HR76435	149	175.70	HR76432	68	128.48
	84 x 84"	825	HR77435	168	198.51	HR77432	73	135.96
	96 x 84"	700	HR78435	194	208.63	HR78432	78	142.90
30"	48 x 84"	690	HR74034	127	147.69	HR74031	55	107.01
	60 x 84"	1070	HR75035	158	187.22	HR75032	68	128.48
	72 x 84"	950	HR76035	175	208.63	HR76032	73	134.97
	84 x 84"	825	HR77035	198	222.63	HR77032	78	142.46
	96 x 84"	650	HR78035	228	230.73	HR78032	84	149.40
36"	48 x 84"	690	HR74634	145	163.00	HR74631	58	111.55
	60 x 84"	950	HR75635	180	200.75	HR75632	72	134.78
	72 x 84"	900	HR76635	200	234.61	HR76632	77	141.28
	84 x 84"	800	HR77635	227	247.81	HR77632	83	148.76
	96 x 84"	625	HR78637	277	287.51	HR78636	104	184.63
48"	48 x 84"	690	HR74834	180	183.27	HR74831	65	121.63
	60 x 84"	900	HR75835	225	232.04	HR75832	81	148.91
	72 x 84"	900	HR76835	260	258.30	HR76832	87	155.42
	84 x 84"	800	HR77835	299	286.13	HR77832	92	162.90
	96 x 84"	750	HR78837	350	330.16	HR78836	119	206.88

EXTRA HEAVY DUTY SHELVES

Shelf Size D x W	EXTRA MDF SHELVES			EXTRA OPEN SHELVES			
	Product No.	Wt. (lbs.)	Price Ea.	Product No.	Wt. (lbs.)	Price Ea.	
15"	48"	HR4524	21	\$29.21	HR4521	9	\$22.30
	60"	HR5525	27	37.04	HR5522	12	28.06
	72"	HR6525	31	41.63	HR6522	14	30.22
	84"	HR7525	36	45.90	HR7522	16	32.72
	96"	HR8525	42	48.85	HR8522	18	35.03
18"	48"	HR4124	24	31.34	HR4121	10	22.85
	60"	HR5125	31	40.27	HR5122	13	28.85
	72"	HR6125	35	45.52	HR6122	15	31.01
	84"	HR7125	40	49.13	HR7122	17	33.51
	96"	HR8125	47	52.82	HR8122	19	35.82
24"	48"	HR4424	30	35.58	HR4421	10	24.63
	60"	HR5425	37	44.66	HR5422	13	31.18
	72"	HR6425	42	49.09	HR6422	15	33.34
	84"	HR7425	49	56.69	HR7422	17	35.84
	96"	HR8425	58	60.06	HR8422	19	38.15
30"	48"	HR4024	36	39.75	HR4021	12	26.19
	60"	HR5025	46	52.93	HR5022	16	33.34
	72"	HR6025	52	60.06	HR6022	18	35.51
	84"	HR7025	60	64.73	HR7022	20	38.01
	96"	HR8025	70	67.43	HR8022	22	40.33
36"	48"	HR4624	42	44.85	HR4621	13	27.70
	60"	HR5625	53	57.43	HR5622	17	35.45
	72"	HR6625	60	68.73	HR6622	19	37.61
	84"	HR7625	69	73.12	HR7622	21	40.10
	96"	HR8647	84	86.36	HR8646	27	52.06
48"	48"	HR4824	54	51.61	HR4821	15	31.06
	60"	HR5825	68	67.87	HR5822	20	40.16
	72"	HR6825	80	76.63	HR6822	22	42.33
	84"	HR7825	93	85.90	HR7822	24	44.82
	96"	HR8847	109	100.58	HR8846	32	59.48

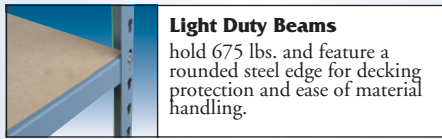
Light Duty Rivet Rack

Light duty beams unique design provides a rounded steel edge for sliding material on and off while protecting the MDF decking. Channel type deck supports snaps in with no bolts. Angle posts hold MDF decking in place to provide the most uninterrupted usable storage area. Tie units together with post tie plates for increased strength and uniform spacing at less cost than tee posts. FOB Shipping Point.



Channel Type Deck Support

attaches with no bolts. Provides superior support for decking than front & back or perimeter support.




Light Duty Beams

hold 675 lbs. and feature a rounded steel edge for decking protection and ease of material handling.

Tie Plates

Rivet post tie plates join units together for increased strength and precise spacing of units. 4 plates snap on to posts for less cost than tee posts. HR9024 Wt. 1.2 (lbs.) Price Set of 4 \$5.85



LIGHT DUTY UNITS WITH 5 SHELVES

Rack Size D W x H	Shelf Cap. (lbs.)	WITH MDF SHELVES			WITH OPEN DECKING			
		Product No.	Wt. (lbs.)	Price Ea.	Product No.	Wt. (lbs.)	Price Ea.	
15"	36 x 84"	675	HRS73554	85	\$126.85	HRS73550	44	\$99.06
	48 x 84"	500	HRS74554	108	143.43	HRS74550	51	109.87
	60 x 84"	400	HRS75554	131	172.30	HRS75550	59	129.00
18"	36 x 84"	675	HRS73854	96	137.96	HRS73850	46	100.63
	48 x 84"	500	HRS74854	122	152.69	HRS74850	53	111.43
	60 x 84"	400	HRS75854	148	184.93	HRS75850	61	130.55
24"	36 x 84"	675	HRS73454	117	145.03	HRS73450	49	105.21
	48 x 84"	500	HRS74454	149	171.97	HRS74450	56	116.01
	60 x 84"	400	HRS75454	181	201.81	HRS75450	64	135.13
30"	36 x 84"	675	HRS73054	137	172.48	HRS73050	52	109.40
	48 x 84"	500	HRS74054	176	188.37	HRS74050	59	120.21
	60 x 84"	400	HRS75054	213	236.24	HRS75050	67	139.34
36"	36 x 84"	540	HRS73654	157	199.60	HRS73650	55	113.42
	48 x 84"	500	HRS74654	202	209.96	HRS74650	62	124.22
	60 x 84"	400	HRS75654	246	258.37	HRS75650	70	143.34

EXTRA LIGHT DUTY SHELVES

Shelf Size D x W	EXTRA MDF SHELVES			EXTRA OPEN SHELVES			
	Product No.	Wt. (lbs.)	Price Ea.	Product No.	Wt. (lbs.)	Price Ea.	
15"	36"	HRS3615	14	\$19.45	HRS3615N	6	\$13.99
	48"	HRS4815	18	22.84	HRS4815N	7	16.25
	60"	HRS6015	23	27.04	HRS6015N	8	18.60
18"	36"	HRS3618	16	21.91	HRS3618N	6	14.30
	48"	HRS4818	21	24.66	HRS4818N	8	16.57
	60"	HRS6018	26	29.42	HRS6018N	9	18.91
24"	36"	HRS3624	20	23.03	HRS3624N	7	15.00
	48"	HRS4824	26	28.63	HRS4824N	8	17.27
	60"	HRS6024	32	32.85	HRS6024N	9	19.63
30"	36"	HRS3630	24	28.60	HRS3630N	7	15.76
	48"	HRS4830	32	31.72	HRS4830N	9	18.03
	60"	HRS6030	39	39.61	HRS6030N	10	20.37
36"	36"	HRS3636	28	34.84	HRS3636N	8	16.48
	48"	HRS4836	37	35.90	HRS4836N	9	18.75
	60"	HRS6036	45	44.78	HRS6036N	10	21.10

GALVANIZED STORAGE RACKS SCOTLAND RACK, LTD.

Galvanized Storage Racks

• Excellent choice for any application.

Heavy duty G-40 galvanized coating on structural grade 33 steel provides 100x the wear resistance of painted racks. The min spangle finish reflects light to maximize the lighting in storage areas. Galvanized racks are an excellent solution for harsh environments and for food storage where food is not in direct contact with the racks. Patented weld free Scotch Rack design makes galvanizing an economical choice for any application.



Only one end frame needed between sections




A) Galvanized Upright Frames

Over 50 sizes of frames provide a storage solution for every application. Only one frame needed between sections. End frame capacity 10,500 lbs. per frame. FOB Shipping Point.

A) GALVANIZED UPRIGHT FRAMES																		
Depth	5' HIGH			6' HIGH			7' HIGH			8' HIGH			10' HIGH			12' HIGH		
	Product No.	Wt. (lbs.)	Price Ea.	Product No.	Wt. (lbs.)	Price Ea.	Product No.	Wt. (lbs.)	Price Ea.	Product No.	Wt. (lbs.)	Price Ea.	Product No.	Wt. (lbs.)	Price Ea.	Product No.	Wt. (lbs.)	Price Ea.
18"	HBGF1805	15	\$31.04	HBGF1806	19	\$36.94	HBGF1807	21	\$43.06	HBGF1808	24	\$46.01	HBGF1810	30	\$54.99	HBGF1812	30	\$67.09
24"	HBGF2405	17	\$32.79	HBGF2406	20	\$39.07	HBGF2407	23	\$45.76	HBGF2408	26	\$48.72	HBGF2410	32	\$58.07	HBGF2412	32	\$71.12
30"	HBGF3005	18	\$35.70	HBGF3006	22	\$42.76	HBGF3007	24	\$45.78	HBGF3008	28	\$53.00	HBGF3010	34	\$63.13	HBGF3012	34	\$77.55
36"	HBGF3605	19	\$37.45	HBGF3606	23	\$44.91	HBGF3607	26	\$47.93	HBGF3608	30	\$55.67	HBGF3610	36	\$66.21	HBGF3612	36	\$81.57
42"	HBGF4205	20	\$40.34	HBGF4206	25	\$48.52	HBGF4207	27	\$51.54	HBGF4208	32	\$60.07	HBGF4210	38	\$71.31	HBGF4212	38	\$88.16
48"	HBGF4805	21	\$41.75	HBGF4806	26	\$50.28	HBGF4807	28	\$53.31	HBGF4808	33	\$62.10	HBGF4810	40	\$73.73	HBGF4812	40	\$91.22
50"	HBGF5005	22	\$43.60	HBGF5006	27	\$52.69	HBGF5007	29	\$55.72	HBGF5008	34	\$64.69	HBGF5010	41	\$76.87	HBGF5012	41	\$95.09
54"	HBGF5405	23	\$44.84	HBGF5406	28	\$54.28	HBGF5407	30	\$57.30	HBGF5408	35	\$66.51	HBGF5410	42	\$79.01	HBGF5412	42	\$97.82
60"	HBGF6005	24	\$46.27	HBGF6006	29	\$56.06	HBGF6007	31	\$59.07	HBGF6008	37	\$68.66	HBGF6010	44	\$81.52	HBGF6012	44	\$101.04


B) Complete Galvanized Open Deck With Two Supports

Ideal for use with wire decking or with special steel decking. FOB Shipping Point.




C) Complete Galvanized Open Deck With 4 Supports

For use with 5/8" decking material. The four supports prevent decking material from sagging. Trim panels 1 3/4" less than deck depth and 2 3/4" less than section length. HBG985004 uses standard 48" x 96" panels without trimming. FOB Shipping Point.



D) Complete Galvanized Deck With Corrugated Steel Decking

Fireproof, durable corrugated galvanized steel panels fit in beam step recess for easy sliding storage. FOB Shipping Point.



GALVANIZED BEAM LOAD RATINGS (lbs./pair)				
5' LONG	6' LONG	8' LONG	8'2" LONG	
2440	2010	1720	1460	

B) COMPLETE GALVANIZED OPEN DECK WITH 2 DECK SUPPORTS														
Depth	5' LONG			6' LONG			8' LONG			8'2" LONG				
	Product No.	Wt. (lbs.)	Price Ea.	Product No.	Wt. (lbs.)	Price Ea.	Product No.	Wt. (lbs.)	Price Ea.	Product No.	Wt. (lbs.)	Price Ea.	Product No.	Wt. (lbs.)
18"	HBG6018A	17	\$31.58	HBG7218A	20	\$36.88	HBG9618A	25	\$43.39	HBG9818A	25	\$44.03		
24"	HBG6024A	18	\$32.43	HBG7224A	20	\$37.72	HBG9624A	26	\$44.22	HBG9824A	26	\$44.87		
30"	HBG6030A	18	\$33.39	HBG7230A	21	\$38.69	HBG9630A	26	\$45.19	HBG9830A	27	\$45.84		
36"	HBG6036A	19	\$34.24	HBG7236A	22	\$39.52	HBG9636A	27	\$46.03	HBG9836A	27	\$46.67		
42"	HBG6042A	20	\$35.24	HBG7242A	22	\$40.52	HBG9642A	28	\$47.04	HBG9842A	28	\$47.67		
48"	HBG6048A	21	\$36.79	HBG7248A	23	\$42.07	HBG9648A	28	\$48.60	HBG9848A	29	\$49.24		
50"	HBG6050A	21	\$37.13	HBG7250A	23	\$42.42	HBG9650A	29	\$48.94	HBG9850A	29	\$49.58		
54"	HBG6054A	21	\$37.76	HBG7254A	24	\$43.04	HBG9654A	29	\$49.57	HBG9854A	29	\$50.21		
60"	HBG6060A	22	\$38.76	HBG7260A	25	\$44.04	HBG9660A	30	\$50.57	HBG9860A	30	\$51.21		

C) COMPLETE GALVANIZED OPEN DECK WITH 4 DECK SUPPORTS														
Depth	5' LONG			6' LONG			8' LONG			8'2" LONG				
	Product No.	Wt. (lbs.)	Price Ea.	Product No.	Wt. (lbs.)	Price Ea.	Product No.	Wt. (lbs.)	Price Ea.	Product No.	Wt. (lbs.)	Price Ea.	Product No.	Wt. (lbs.)
18"	HBG6018B	19	\$36.28	HBG7218B	21	\$41.57	HBG9618B	27	\$48.09	HBG9818B	27	\$48.73		
24"	HBG6024B	20	\$37.96	HBG7224B	23	\$43.24	HBG9624B	28	\$49.76	HBG9824B	29	\$50.40		
30"	HBG6030B	22	\$39.90	HBG7230B	24	\$45.18	HBG9630B	29	\$51.70	HBG9830B	30	\$52.34		
36"	HBG6036B	23	\$41.57	HBG7236B	26	\$46.85	HBG9636B	31	\$53.37	HBG9836B	31	\$54.01		
42"	HBG6042B	24	\$43.57	HBG7242B	27	\$48.87	HBG9642B	32	\$55.37	HBG9842B	33	\$56.01		
48"	HBG6048B	26	\$46.69	HBG7248B	29	\$51.99	HBG9648B	34	\$58.49	HBG9848B	34	\$59.13		
50"	HBG6050B	26	\$47.39	HBG7250B	29	\$52.67	HBG9650B	34	\$59.19	HBG9850B	35	\$59.82		
54"	HBG6054B	27	\$48.63	HBG7254B	30	\$53.91	HBG9654B	35	\$60.43	HBG9854B	35	\$61.07		
60"	HBG6060B	29	\$50.63	HBG7260B	31	\$55.93	HBG9660B	37	\$62.43	HBG9860B	37	\$63.07		

GALVANIZED DECK WITH CORRUGATED STEEL DECKING LOAD RATING (lbs./shelf evenly distributed)				
Depth	5' LONG	6' LONG	8' LONG	8'2" LONG
18"	2440	2010	1500	1460
24"	2440	2010	1500	1460
30"	2100	2010	1500	1460
36"	1500	1810	1500	1460
42"	1210	1460	1500	1460
48"	1000	1210	1500	1460

D) COMPLETE GALVANIZED DECK WITH CORRUGATED GALVANIZED STEEL DECKING														
Depth	5' LONG			6' LONG			8' LONG			8'2" LONG				
	Product No.	Wt. (lbs.)	Price Ea.	Product No.	Wt. (lbs.)	Price Ea.	Product No.	Wt. (lbs.)	Price Ea.	Product No.	Wt. (lbs.)	Price Ea.	Product No.	Wt. (lbs.)
18"	HBG6018C	31	\$66.36	HBG7218C	34	\$71.64	HBG9618C	44	\$89.76	HBG9818C	44	\$91.51		
24"	HBG6024C	37	\$76.28	HBG7224C	40	\$81.57	HBG9624C	52	\$102.72	HBG9824C	52	\$103.36		
30"	HBG6030C	43	\$83.91	HBG7230C	46	\$89.19	HBG9630C	59	\$112.55	HBG9830C	60	\$113.18		
36"	HBG6036C	49	\$94.37	HBG7236C	52	\$99.66	HBG9636C	67	\$126.22	HBG9836C	68	\$126.87		
42"	HBG6042C	55	\$104.13	HBG7242C	58	\$109.43	HBG9642C	75	\$138.91	HBG9842C	75	\$139.55		
48"	HBG6048C	61	\$113.21	HBG7248C	64	\$118.49	HBG9648C	83	\$150.49	HBG9848C	83	\$151.13		

STORAGE RACK COMPONENTS




Warehouse Storage Rack Components

- A size and capacity to fill your needs -- same features as opposite page.
- Only 2 basic parts -- upright frames and decks, nothing else needed.

Make your own arrangement using only these components. Use only 1 upright frame between sections in a row: number or upright frames for each row is number of sections plus one. Upright frame and deck must be same depth. Different length sections can be combined in the same row. Section length is center to center of posts. 8'2" long sections have 96" clear between posts. Beam capacities: 5' - 2440 lbs., 6' - 2010 lbs., 8' - 1500 lbs. For hand loading only. FOB Shipping Point.

Fit any storage need with sturdy upright frames and **FOUR TYPES OF DECKS.**



A) Upright Frames

Use with any deck on this page of same depth. Shipped K.D. for safe arrival. 8 bolt easy assembly.

B) Complete Open Deck With 2 Supports

Ideal for use with wire decking, special steel decking or for lighter loads on 3/4" plywood or particleboard. Model H10950 uses standard 48" x 96" sheets without trimming.

C) Complete Open Deck With 4 Supports

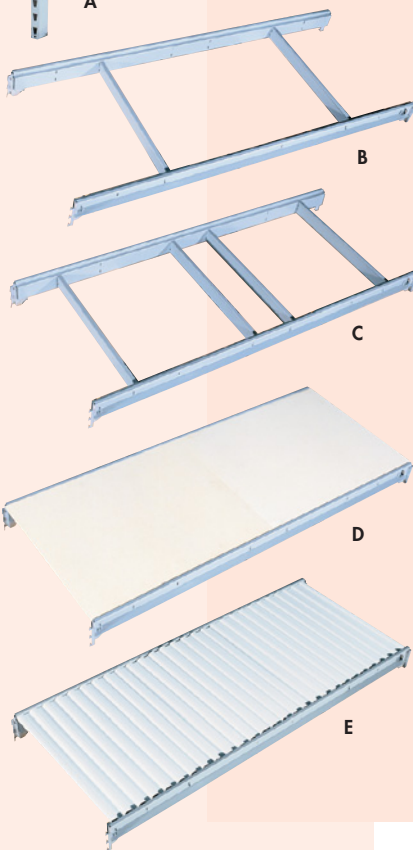
For normal loads on 3/4" plywood or particleboard. Four supports prevent creeping sag. Trim panels to 1/8" less than deck depth, by 2/8" less than section length. Model H14950 uses standard 48" x 96" panels without trimming.

D) Complete Furniture Grade MDF Deck

Smooth, non-splintering particleboard panels fit in beam step for easy sliding storage. Deck supports prevent creeping sag. Panels over 60" shipped in 2 pieces for safe arrival.

E) Complete Corrugated Steel Deck

Fireproof, durable corrugated steel panels fit in beam step recess for easy sliding storage. White finish on deck panels for light reflectivity inside rack.



Depth	5' HIGH				6' HIGH				7' HIGH				8' HIGH				10' HIGH			
	Product No.	Wt. (lbs.)	Price Ea.	Product No.	Wt. (lbs.)	Price Ea.	Product No.	Wt. (lbs.)	Price Ea.	Product No.	Wt. (lbs.)	Price Ea.	Product No.	Wt. (lbs.)	Price Ea.	Product No.	Wt. (lbs.)	Price Ea.		
18"	H31805	15	\$31.04	H31806	19	\$36.94	H31807	21	\$43.06	H31808	24	\$46.01	H31810	30	\$54.99	H31810	30	\$54.99		
24"	H32405	17	32.79	H32406	20	39.07	H32407	23	45.76	H32408	26	48.72	H32410	32	58.07	H32410	32	58.07		
30"	H33005	18	35.70	H33006	22	42.76	H33007	24	45.78	H33008	28	53.00	H33010	34	63.13	H33010	34	63.13		
36"	H33605	19	37.45	H33606	23	44.91	H33607	26	47.93	H33608	30	55.67	H33610	36	66.21	H33610	36	66.21		
42"	H34205	20	40.34	H34206	25	48.52	H34207	27	51.54	H34208	32	60.07	H34210	38	71.31	H34210	38	71.31		
48"	H34805	21	41.75	H34806	26	50.28	H34807	28	53.31	H34808	33	62.10	H34810	40	73.73	H34810	40	73.73		
50"	H35005	22	43.60	H35006	27	52.69	H35007	29	55.72	H35008	34	64.69	H35010	41	76.87	H35010	41	76.87		
54"	H35405	23	44.84	H35406	28	54.28	H35407	30	57.30	H35408	35	66.51	H35410	42	79.01	H35410	42	79.01		
60"	H36005	24	46.27	H36006	29	56.06	H36007	31	59.07	H36008	37	68.66	H36010	44	81.52	H36010	44	81.52		

B) COMPLETE OPEN DECKS WITH 2 DECK SUPPORTS

Depth	5' LONG				6' LONG				8' LONG				8'2" LONG			
	Product No.	Wt. (lbs.)	Price Ea.	Product No.	Wt. (lbs.)	Price Ea.	Product No.	Wt. (lbs.)	Price Ea.	Product No.	Wt. (lbs.)	Price Ea.	Product No.	Wt. (lbs.)	Price Ea.	
18"	H10518	17	\$31.58	H10618	20	\$36.88	H10818	25	\$43.39	H10918	25	\$44.03	H10918	25	\$44.03	
24"	H10524	18	32.43	H10624	20	37.72	H10824	26	44.22	H10924	26	44.87	H10924	26	44.87	
30"	H10530	18	33.39	H10630	21	38.69	H10830	26	45.19	H10930	27	45.84	H10930	27	45.84	
36"	H10536	19	34.24	H10636	22	39.52	H10836	27	46.03	H10936	27	46.67	H10936	27	46.67	
42"	H10542	20	35.24	H10642	22	40.52	H10842	28	47.04	H10942	28	47.67	H10942	28	47.67	
48"	H10548	21	36.79	H10648	23	42.07	H10848	28	48.60	H10948	29	49.24	H10948	29	49.24	
50"	H10550	21	37.13	H10650	23	42.42	H10850	29	48.94	H10950	29	49.58	H10950	29	49.58	
54"	H10554	21	37.76	H10654	24	43.04	H10854	29	49.57	H10954	29	50.21	H10954	29	50.21	
60"	H10560	22	38.76	H10660	25	44.04	H10860	30	50.57	H10960	30	51.21	H10960	30	51.21	

C) COMPLETE OPEN DECKS WITH 4 DECK SUPPORTS

Depth	5' LONG				6' LONG				8' LONG				8'2" LONG			
	Product No.	Wt. (lbs.)	Price Ea.	Product No.	Wt. (lbs.)	Price Ea.	Product No.	Wt. (lbs.)	Price Ea.	Product No.	Wt. (lbs.)	Price Ea.	Product No.	Wt. (lbs.)	Price Ea.	
18"	H14518	19	\$36.28	H14618	21	\$41.57	H14818	27	\$48.09	H14918	27	\$48.73	H14918	27	\$48.73	
24"	H14524	20	37.96	H14624	23	43.24	H14824	28	49.76	H14924	29	50.40	H14924	29	50.40	
30"	H14530	22	39.90	H14630	24	45.18	H14830	29	51.70	H14930	30	52.34	H14930	30	52.34	
36"	H14536	23	41.57	H14636	26	46.85	H14836	31	53.37	H14936	31	54.01	H14936	31	54.01	
42"	H14542	24	43.57	H14642	27	48.87	H14842	32	55.37	H14942	32	56.01	H14942	32	56.01	
48"	H14548	26	46.69	H14648	29	51.99	H14848	34	58.49	H14948	34	59.13	H14948	34	59.13	
50"	H14550	26	47.39	H14650	29	52.67	H14850	34	59.19	H14950	35	59.82	H14950	35	59.82	
54"	H14554	27	48.63	H14654	30	53.91	H14854	35	60.43	H14954	35	61.07	H14954	35	61.07	
60"	H14560	29	50.63	H14660	31	55.93	H14860	37	62.43	H14960	37	63.07	H14960	37	63.07	

D) COMPLETE FURNITURE GRADE MDF DECK

Depth	5' LONG				6' LONG				8' LONG				8'2" LONG			
	Product No.	Wt. (lbs.)	Price Ea.	Product No.	Wt. (lbs.)	Price Ea.	Product No.	Wt. (lbs.)	Price Ea.	Product No.	Wt. (lbs.)	Price Ea.	Product No.	Wt. (lbs.)	Price Ea.	
18"	H17518	35	\$46.93	H17618	41	\$55.67	H17818	52	\$64.28	H17918	53	\$64.91	H17918	53	\$64.91	
24"	H17524	42	51.37	H17624	49	59.01	H17824	63	71.66	H17924	64	72.30	H17924	64	72.30	
30"	H17530	49	59.13	H17630	57	69.16	H17830	74	79.04	H17930	75	79.19	H17930	75	79.19	
36"	H17536	56	65.24	H17636	66	77.48	H17836	85	88.90	H17936	86	88.94	H17936	86	88.94	
42"	H17542	63	70.24	H17642	74	82.78	H17842	95	100.13	H17942	97	101.18	H17942	97	101.18	
48"	H17548	71	73.39	H17648	83	88.75	H17848	106	103.28	H17948	108	104.34	H17948	108	104.34	
50"	H17550	73	74.34	H17650	85	87.84	H17850	109	103.99	H17950	111	105.03	H17950	111	105.03	
54"	H17554	78	81.18	H17654	91	94.81	H17854	117	113.28	H17954	119	113.93	H17954	119	113.93	
60"	H17560	85	85.33	H17660	99	97.97	H17860	128	116.84	H17960	130	116.99	H17960	130	116.99	

E) COMPLETE CORRUGATED STEEL DECK

Depth	5' LONG				6' LONG				8' LONG				8'2" LONG			
	Product No.	Wt. (lbs.)	Price Ea.	Product No.	Wt. (lbs.)	Price Ea.	Product No.	Wt. (lbs.)	Price Ea.	Product No.	Wt. (lbs.)	Price Ea.	Product No.	Wt. (lbs.)	Price Ea.	
24"	H16524	38	\$77.10	H16624	40	\$82.39	H16824	52	\$103.79	H16924	47	\$104.43	H16924	47	\$104.43	
30"	H16530	44	84.72	H16630	46	90.00	H16830	60	113.63	H16930	55	114.27	H16930	55	114.27	
36"	H16536	49	95.18	H16636	57	100.46	H16836	67	127.30	H16936	62	127.94	H16936	62	127.94	
42"	H16542	55	104.96	H16642	58	110.24	H16842	75	140.00	H16942	70	140.64	H16942	70	140.64	
48"	H16548	61	114.03	H16648	64	119.31	H16848	83	151.57	H16948	83	152.21	H16948	83	152.21	
60"	H16560	73	133.18	H16660	76	138.46	H16860	98	176.46	H16960	99	177.10	H16960	99	177.10	

STORAGE RACKS


Warehouse Storage Racks

- For hand loading only.
- Store heavy material for less.
- Racks assemble quickly, easily.
- Decks adjustable on 2" centers.

High-capacity, low-cost storage racks to help you organize your factory or warehouse for space-saving efficiency. Rugged, all-steel racks hold 1500 lbs. per deck for 8' lengths (more capacity for shorter lengths). All decks feature boltless 2" center adjustment with exclusive automatic safety lock. Durable gray enamel finish on steel parts. For hand loading only. FOB Shipping Point.

Steel Decking

White enamel finish for visibility within racks. Supplied cut to fit between beam steps of any storage rack having: $\frac{3}{8}$ " or $\frac{1}{2}$ " high steps. Specify exact panel depth when ordering. Panels are 26"W with flat-top corrugations on 2 $\frac{1}{2}$ " centers which overlap neatly to fit any length beam. Load ratings: 36"D racks 126 lbs. per sq. ft., 48"D racks 70 lbs. per sq. ft.



Overall Rack Depth	STEEL DECKING DECK LENGTH							
	49" to 72"		73" to 96"		97" to 120"			
Product No.	Wt. (lbs.)	Price Ea.	Product No.	Wt. (lbs.)	Price Ea.	Product No.	Wt. (lbs.)	Price Ea.
18" H6N183	15	\$35.61	H6N184	20	\$47.48	H6N185	25	\$59.36
24" H6N243	20	44.67	H6N244	27	59.57	H6N245	33	74.46
30" H6N303	26	51.33	H6N304	34	68.43	H6N305	42	85.54
36" H6N363	31	60.96	H6N364	41	81.27	H6N365	51	101.58
42" H6N423	36	69.72	H6N424	48	92.96	H6N425	60	116.19
48" H6N483	41	77.22	H6N484	55	102.97	H6N485	69	128.72

How to Order

Units include one upright frame and 3 deck sections. Order one upright frame to end each row of sections. For other heights order frames and decks separately from opposite page.

A) Open Decking Racks

Use with wire decking, special steel decking or locally-obtained $\frac{3}{8}$ " plywood or particleboard decking. Panels fit in beam step recess for easy sliding storage. For proper fit of wood base decking trim panels to 1 $\frac{1}{8}$ " less than rack depth x 2 $\frac{1}{2}$ " less than section length. For heavier loads on wood type decking order 2 extra deck supports at left for each deck. Not necessary for wire or steel decking.

Depth	5' LENGTH			6' LENGTH			8' LENGTH		
	Product No.	Wt. (lbs.)	Price Ea.	Product No.	Wt. (lbs.)	Price Ea.	Product No.	Wt. (lbs.)	Price Ea.
24"	H81543	78	\$145.99	H81643	86	\$161.85	H81843	102	\$181.40
30"	H81503	82	153.18	H81603	90	169.04	H81803	105	188.60
36"	H81563	86	158.37	H81663	94	174.22	H81863	109	193.78
42"	H81523	89	165.78	H81623	97	181.63	H81823	113	201.18
48"	H81583	94	172.49	H81683	101	188.34	H81883	117	207.90

EXTRA DECKS									
Depth	5' LENGTH			6' LENGTH			8' LENGTH		
	Product No.	Wt. (lbs.)	Price Ea.	Product No.	Wt. (lbs.)	Price Ea.	Product No.	Wt. (lbs.)	Price Ea.
24"	H10524	18	32.43	H10624	20	37.72	H10824	26	44.22
30"	H10530	18	33.39	H10630	21	38.69	H10830	26	45.19
36"	H10536	19	34.24	H10636	22	39.52	H10836	27	46.03
42"	H10542	20	35.24	H10642	22	40.52	H10842	28	47.04
48"	H10548	21	36.79	H10648	23	42.07	H10848	28	48.60

Depth	5' LENGTH			6' LENGTH			8' LENGTH		
	Product No.	Wt. (lbs.)	Price Ea.	Product No.	Wt. (lbs.)	Price Ea.	Product No.	Wt. (lbs.)	Price Ea.
24"	H85543	151	\$202.82	H85643	172	\$225.73	H85843	214	\$263.67
30"	H85503	173	230.39	H85603	198	260.48	H85803	248	290.12
36"	H85563	197	251.37	H85663	226	288.12	H85863	282	322.37
42"	H85523	220	270.81	H85623	252	308.39	H85823	316	360.48
48"	H85583	244	282.27	H85683	280	328.36	H85883	350	371.97

EXTRA DECKS									
Depth	5' LENGTH			6' LENGTH			8' LENGTH		
	Product No.	Wt. (lbs.)	Price Ea.	Product No.	Wt. (lbs.)	Price Ea.	Product No.	Wt. (lbs.)	Price Ea.
24"	H17524	42	51.37	H17624	49	59.01	H17824	63	71.66
30"	H17530	49	59.13	H17630	57	69.16	H17830	74	79.04
36"	H17536	56	65.24	H17636	66	77.48	H17836	85	88.90
42"	H17542	63	70.24	H17642	74	82.78	H17842	95	100.13
48"	H17548	71	73.39	H17648	83	88.75	H17848	106	103.28

Depth	5' LENGTH			6' LENGTH			8' LENGTH		
	Product No.	Wt. (lbs.)	Price Ea.	Product No.	Wt. (lbs.)	Price Ea.	Product No.	Wt. (lbs.)	Price Ea.
24"	H83543	138	\$280.01	H83643	146	\$295.87	H83843	181	\$360.09
30"	H83503	158	307.15	H83603	166	323.00	H83803	207	393.88
36"	H83563	177	341.22	H83663	185	357.07	H83863	231	437.58
42"	H83523	197	374.93	H83623	205	390.79	H83823	256	480.06
48"	H83583	217	404.18	H83683	225	420.03	H83883	281	516.82

EXTRA DECKS									
Depth	5' LENGTH			6' LENGTH			8' LENGTH		
	Product No.	Wt. (lbs.)	Price Ea.	Product No.	Wt. (lbs.)	Price Ea.	Product No.	Wt. (lbs.)	Price Ea.
24"	H16524	38	77.10	H16624	40	82.39	H16824	52	103.79
30"	H16530	44	84.72	H16630	46	90.00	H16830	60	113.63
36"	H16536	49	95.18	H16636	57	100.46	H16836	67	127.30
42"	H16542	55	104.96	H16642	58	110.24	H16842	75	140.00
48"	H16548	61	114.03	H16648	64	119.31	H16848	83	151.57

Upright Frame

Order one to end each row of sections.

Upright Frames (8' H. - 10500 lb. capacity)			
Product No.	Depth	Wt. (lbs.)	Price Ea.
H31808	18"	24	\$46.01
H32408	24"	26	48.72
H33008	30"	28	53.00
H33608	36"	30	55.67
H34208	42"	32	60.07
H34808	48"	33	62.10

Deck Supports

For additional support of wood base decking. Order 2 extra supports for each deck. (Not required for formed steel decking.)

Product No.	Depth	Wt. (lbs.)	Price Ea.
H218	18"	1	\$2.34
H224	24"	2	2.76
H230	30"	2	3.25
H236	36"	2	3.67
H242	42"	3	4.16
H248	48"	3	4.96
H250	50"	3	5.12
H254	54"	3	5.43
H260	60"	4	5.94

B) MDF Decking Storage Racks

Smooth, non-splintering $\frac{3}{8}$ " furniture grade MDF panels fit into beam step recess for easy sliding storage. Each deck includes four front-to-back steel support under MDF panels.

C) Corrugated Steel Decking Storage Racks

Fireproof, durable steel panels fit into beam step recess for easy sliding storage. Bright white finish for visibility within racks.

STEEL EDGE SHELVING



SCOTLAND
RACK, LTD.

Unique Steel Edge Shelving

- Carries more load at less cost than any other shelving.
- Frames feature unique boltless snap-together construction for ease and speed of assembly.


Heavy-gauge steel shelving combines with furniture grade MDF panels to create an exceptional sturdy and economical storage system. Super-tough steel upright frames handle 3500 lbs. per frame on 24" maximum centers. Shelves feature rounded steel edges for ease of sliding material on and off... also prevents cuts or scrapes. Furniture grade MDF panels fit into recessed shelf support bars. Shelves easily adjust on 2" centers without bolts. Sections are complete with cut-to-size furniture grade MDF panels and plastic end caps for top and bottom of posts. Shipped K.D. FOB Shipping Point.



5 Shelf Sections Shown
All Models Include Furniture Grade
MDF Shelf Center Panels



6' HIGH 5 - SHELF UNITS						
Size D x L	Product No.	Starter Unit		Add-On Unit		
		Wt. (lbs.)	Price Ea.	Product No.	Wt. (lbs.)	Price Ea.
12 x 30"	H6025W	65	\$114.91	H6025K	52	\$81.00
12 x 36"	H6625W	74	123.78	H6625K	61	89.61
12 x 42"	H6225W	82	130.30	H6225K	69	95.76
12 x 48"	H6825W	93	138.13	H6825K	79	103.48
18 x 30"	H6085W	82	126.72	H6085K	68	91.25
18 x 36"	H6685W	94	143.88	H6685K	80	108.18
18 x 42"	H6285W	106	148.93	H6285K	91	112.84
18 x 48"	H6885W	119	157.36	H6885K	104	121.16
24 x 30"	H6045W	99	136.72	H6045K	84	99.81
24 x 36"	H6645W	114	149.22	H6645K	98	112.07
24 x 42"	H6245W	129	164.69	H6245K	113	127.16
24 x 48"	H6845W	145	172.88	H6845K	129	135.24
7' HIGH 5 - SHELF UNITS						
12 x 30"	H7025W	68	121.48	H7025K	54	84.28
12 x 36"	H7625W	76	130.34	H7625K	62	92.90
12 x 42"	H7225W	85	136.87	H7225K	71	99.04
12 x 48"	H7825W	95	144.70	H7825K	81	106.76
18 x 30"	H7085W	85	133.28	H7085K	69	94.54
18 x 36"	H7685W	97	150.45	H7685K	81	111.46
18 x 42"	H7285W	109	155.49	H7285K	93	116.12
18 x 48"	H7885W	122	163.93	H7885K	105	124.45
24 x 30"	H7045W	102	143.28	H7045K	85	103.09
24 x 36"	H7645W	117	155.79	H7645K	99	115.36
24 x 42"	H7245W	132	171.25	H7245K	114	130.45
24 x 48"	H7845W	147	179.45	H7845K	130	138.52
8' HIGH 6 - SHELF UNITS						
12 x 30"	H8026W	81	147.78	H8026K	64	102.63
12 x 36"	H8626W	91	158.36	H8626K	75	112.96
12 x 42"	H8226W	102	166.12	H8226K	85	120.34
12 x 48"	H8826W	114	175.49	H8826K	97	129.60
18 x 30"	H8086W	102	162.87	H8086K	84	115.40
18 x 36"	H8686W	117	183.42	H8686K	98	135.70
18 x 42"	H8286W	131	189.39	H8286K	112	141.30
18 x 48"	H8886W	146	199.51	H8886K	127	151.28
24 x 30"	H8046W	123	175.73	H8046K	103	126.09
24 x 36"	H8646W	141	190.70	H8646K	120	140.81
24 x 42"	H8246W	159	209.18	H8246K	138	158.93
24 x 48"	H8846W	178	219.00	H8846K	157	168.61



Steel and Medium Density Fiberboard Shelves

Rounded edges for easy and safe use. Durable furniture grade MDF panel fits into recessed shelf support bars. Shelves adjust every 2".

Size	SHELF CAPACITY (lbs.) (lbs. per shelf evenly distributed)			
	30"L	36"L	42"L	48"L
12" D.	490	410	350	305
18" D.	505	420	360	315
24" D.	510	430	370	325

Product No.	EXTRA SHELVES		
	Size	Wt. (lbs.)	Price Ea.
H3012	12 x 30"	8.3	\$10.37
H3612	12 x 36"	10	12.10
H4212	12 x 42"	11.7	13.33
H4812	12 x 48"	13.7	14.88
H3018	18 x 30"	11.1	12.12
H3618	18 x 36"	13.5	15.51
H4218	18 x 42"	15.8	16.43
H4818	18 x 48"	18.3	18.10
H3024	24 x 30"	14	13.54
H3624	24 x 36"	16.9	16.00
H4224	24 x 42"	19.9	19.01
H4824	24 x 48"	23	20.63

SUPER DUTY EDGE SHELVING



Super-Duty Steel Edge Shelving

- This affordable shelving system supports loads up to 675 lbs. per shelf!
- Extra heavy duty shelf frames deliver solid rock performance.

Where strength and durability is a requirement, this shelving system is the answer. Supports more weight at less cost than any other shelving system. Furniture-grade MDF panel prevents "oil can" effect of all steel shelves. Small boxes stay upright without tipping. Rounded steel edges for ease of sliding material on and off prevents accidental cuts. Shelves adjust on 2" centers without loose clips or bolts. Boltless all-steel snap together frames support 3500 lbs. per frame with shelves on 24" maximum centers. Only one frame needed between sections in a row. Shipped K.D. FOB Shipping Point.




Shelf Depth	SHELF CAPACITY (lbs.) per shelf evenly distributed			
	36" Length	42" Length	48" Length	54" Length
18"	675	575	500	445
24"	675	575	500	445
30"	650	575	500	445
36"	540	540	500	445

All Models Include Furniture Grade MDF Panels -- with 2 steel channel reinforcements per shelf.

6' HIGH 5 - SHELF UNITS							
Size D x L	Product No.	Starter Unit		Add-on Unit		Product No.	Price Ea.
		Wt. (lbs.)	Price Ea.	Wt. (lbs.)	Price Ea.		
18 x 36"	H6685X	106	\$175.49	H6685Y	92	\$139.78	
18 x 42"	H6285X	118	180.61	H6285Y	103	144.52	
18 x 48"	H6885X	131	191.27	H6885Y	116	155.07	
18 x 54"	H6985X	136	210.16	H6985Y	121	173.61	
24 x 36"	H6645X	129	184.36	H6645Y	113	147.21	
24 x 42"	H6245X	144	199.91	H6245Y	128	162.39	
24 x 48"	H6845X	160	210.31	H6845Y	144	172.67	
24 x 54"	H6945X	166	229.82	H6945Y	150	191.82	
30 x 36"	H6605X	151	210.63	H6605Y	134	171.73	
30 x 42"	H6205X	169	222.93	H6205Y	152	183.66	
30 x 48"	H6805X	188	231.78	H6805Y	170	192.40	
30 x 54"	H6905X	195	257.55	H6905Y	177	217.81	
36 x 36"	H6665X	174	247.88	H6665Y	155	207.34	
36 x 42"	H6265X	194	242.61	H6265Y	176	201.70	
36 x 48"	H6865X	216	252.09	H6865Y	198	211.06	
36 x 54"	H6965X	224	290.24	H6965Y	205	249.22	

Front-to-back steel channel reinforcements drop into slots in shelf bar. No bolts!



7' HIGH 5 - SHELF UNITS							
Size D x L	Product No.	Starter Unit		Add-on Unit		Product No.	Price Ea.
		Wt. (lbs.)	Price Ea.	Wt. (lbs.)	Price Ea.		
18 x 36"	H7685X	109	\$182.06	H7685Y	93	\$143.06	
18 x 42"	H7285X	121	187.18	H7285Y	105	147.81	
18 x 48"	H7885X	134	197.84	H7885Y	117	158.36	
18 x 54"	H7985X	139	216.73	H7985Y	123	176.90	
24 x 36"	H7645X	132	190.93	H7645Y	114	150.49	
24 x 42"	H7245X	147	206.48	H7245Y	129	165.67	
24 x 48"	H7845X	162	216.88	H7845Y	145	175.96	
24 x 54"	H7945X	169	236.39	H7945Y	151	195.10	
30 x 36"	H7605X	153	217.19	H7605Y	135	175.01	
30 x 42"	H7205X	172	229.49	H7205Y	153	186.94	
30 x 48"	H7805X	190	238.34	H7805Y	172	195.69	
30 x 54"	H7905X	198	264.12	H7905Y	179	221.09	
36 x 36"	H7665X	176	254.45	H7665Y	157	210.63	
36 x 42"	H7265X	197	249.18	H7265Y	177	204.99	
36 x 48"	H7865X	219	258.66	H7865Y	199	214.34	
36 x 54"	H7965X	227	296.81	H7965Y	207	252.51	

8' HIGH 6 - SHELF UNITS							
Size D x L	Product No.	Starter Unit		Add-on Unit		Product No.	Price Ea.
		Wt. (lbs.)	Price Ea.	Wt. (lbs.)	Price Ea.		
18 x 36"	H8686X	131	\$221.34	H8686Y	112	\$173.63	
18 x 42"	H8286X	145	227.42	H8286Y	126	179.33	
18 x 48"	H8886X	161	240.18	H8886Y	141	191.97	
18 x 54"	H8986X	167	262.79	H8986Y	148	214.21	
24 x 36"	H8646X	159	232.87	H8646Y	138	182.97	
24 x 42"	H8246X	177	251.45	H8246Y	156	201.18	
24 x 48"	H8846X	196	263.91	H8846Y	175	213.54	
24 x 54"	H8946X	203	287.25	H8946Y	182	236.51	
30 x 36"	H8606X	186	265.42	H8606Y	163	212.93	
30 x 42"	H8206X	208	280.10	H8206Y	185	227.24	
30 x 48"	H8806X	230	290.72	H8806Y	207	237.72	
30 x 54"	H8906X	239	321.57	H8906Y	216	268.22	
36 x 36"	H8666X	214	311.12	H8666Y	190	256.15	
36 x 42"	H8266X	239	304.72	H8266Y	214	249.39	
36 x 48"	H8866X	266	316.06	H8866Y	241	260.61	
36 x 54"	H8966X	275	361.85	H8966Y	250	306.40	

EXTRA SHELVES							
Product No.	Size D x L	Wt. (lbs.)	Price Ea.	Product No.	Size D x L	Wt. (lbs.)	Price Ea.
H3618X	18 x 36"	16	\$21.82	H4218X	18 x 42"	19	22.78
H4818X	18 x 48"	21	24.88	H5418X	18 x 54"	22	28.60
H3624X	24 x 36"	20	23.01	H4224X	24 x 42"	23	26.06
H4824X	24 x 48"	26	28.12	H5424X	24 x 54"	28	31.94
H3630X	30 x 36"	24	27.58	H4230X	30 x 42"	28	29.97
H4830X	30 x 48"	32	31.72	H5430X	30 x 54"	33	36.79
H3636X	36 x 36"	28	34.37	H4236X	36 x 42"	32	33.24
H4836X	36 x 48"	37	35.12	H5436X	36 x 54"	38	42.75

BOLTLESS SHELVING



Storage Solutions

META CLIP S3 Boltless Shelving

Cost efficient META CLIP S3 boltless shelving with disassembled frame for shelf loads of 331 lbs. or 507 lbs.

- Quick boltless mounting without tools.
- Shelf height adjustable in 1" increments for variable adjustment to the size of stored goods.
- 2" edge height. Galvanized surface.
- FOB Shipping Point.

BOLTLESS SHELVING SYSTEM META CLIP 150 S3 - SHELF LOAD 331 LBS. - GALVANIZED									
No. of Shelves	Size W x D x H	Shelf Cap. (lbs.)	Bay Load (lbs.)	BASIC RACK UNIT			ADD-ON RACK UNIT		
				Product No.	Wt. (lbs.)	Price Ea.	Product No.	Wt. (lbs.)	Price Ea.
5	39 x 12 x 79"	331	2425	H95017	54	\$123.82	H95018	41	\$97.27
5	39 x 16 x 79"	331	2425	H95019	61	134.20	H95020	47	106.31
5	39 x 20 x 79"	331	2425	H95021	69	145.43	H95022	54	115.90
5	39 x 24 x 79"	331	2425	H95023	76	156.65	H95024	60	125.99
6	39 x 12 x 98"	331	3042	H95026	68	154.82	H95027	50	119.84
6	39 x 16 x 98"	331	3042	H95028	77	168.07	H95029	59	131.09
6	39 x 20 x 98"	331	3042	H95030	87	174.00	H95031	67	143.09
6	39 x 24 x 98"	331	3042	H95032	96	196.67	H95033	75	155.53

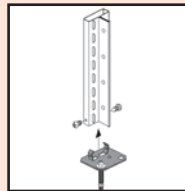
ADDITIONAL SHELVES (Includes Shelf Clips 4/Shelf)				
Product No.	Size W x D x H	Shelf Cap. (lbs.)	Wt. (lbs.)	Price Ea.
H95009	39 x 12 x 2"	331	6	\$14.14
H95575	39 x 16 x 2"	331	7	15.68
H95576	39 x 20 x 2"	331	8	17.27
H95577	39 x 24 x 2"	331	9	19.07

BOLTLESS SHELVING SYSTEM META CLIP 230 S3 - SHELF LOAD 507 LBS. - GALVANIZED									
No. of Shelves	Size W x D x H	Shelf Cap. (lbs.)	Bay Load (lbs.)	BASIC RACK UNIT			ADD-ON RACK UNIT		
				Product No.	Wt. (lbs.)	Price Ea.	Product No.	Wt. (lbs.)	Price Ea.
5	39 x 12 x 79"	507	2425	H88723	56	\$140.56	H88738	43	\$114.00
5	39 x 16 x 79"	507	2425	H88724	64	152.45	H88739	50	124.57
5	39 x 20 x 79"	507	2425	H88725	72	166.28	H88740	57	136.75
5	39 x 24 x 79"	507	2425	H88726	80	189.61	H88741	64	158.95
5	39 x 31 x 79"	507	2535	H88727	101	248.11	H88742	84	214.46
5	51 x 31 x 79"	507	2535	H183073	107	259.79	H183074	90	225.96
6	39 x 12 x 98"	507	2500	H88728	71	168.90	H88743	53	121.91
6	39 x 16 x 98"	507	2500	H88729	81	177.60	H88744	62	134.99
6	39 x 20 x 98"	507	2500	H88730	91	189.56	H88745	71	150.11
6	39 x 24 x 98"	507	2500	H88731	101	218.22	H88746	79	177.08
6	39 x 31 x 98"	507	3042	H88732	127	308.23	H88747	103	262.59
6	51 x 31 x 98"	507	3042	H183083	138	322.44	H183084	114	276.50

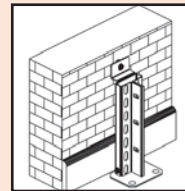
ADDITIONAL SHELVES (Includes Shelf Clips 4/Shelf)				
Product No.	Size W x D x H	Shelf Cap. (lbs.)	Wt. (lbs.)	Price Ea.
H87088	39 x 12 x 2"	507	6	\$14.49
H1620	39 x 16 x 2"	507	7	16.34
H1624	39 x 20 x 2"	507	8	18.44
H1628	39 x 24 x 2"	507	9	22.66
H1632	39 x 31 x 2"	507	13	36.16
H16258	51 x 31 x 2"	507	18	42.44




Floor Fixing Kit:
H80051, 4 pieces required for basic unit, 2 pieces for add-on unit, Wt. 0.1 (lbs.)
Price Ea. \$2.78



Wall Mounting Kit:
H72432, 2 pieces required for basic unit, 1 piece for add-on unit, Wt. 0.1 (lbs.)
Price Ea. \$2.77




Additional accessories available. Call for more information.



Shelf Divider




Bulk Material Trough



Adjustable Clamping Feet



Solid Back Panel



Mesh Back Panel

GRAVITY FED RACKS


META

Storage Solutions

META CLIP S3 Gravity Fed Rack

Boltless gravity fed racks complete with mesh dividers.

- META CLIP S3 Rack system with unassembled frame, provides particularly high stability and load capacity, shelf load 441 lbs. on each level.
- Particularly suitable for cardboard packed goods, packets of screws or small parts kept in small storage boxes.
- Quick boltless mounting without tools.
- 6 mesh dividers per shelf are included in the delivery. The mesh dividers allow tracks to be inserted in steps of 2" depending on the size of the stored goods, and can be adapted at any time.
- Shelf height adjustable in 1" increments.
- Includes top shelf for dust protection and additional storage space.
- Easier access to the stored goods.
- Optimal monitoring of stock levels. It is immediately obvious where stock replenishments are required.
- Stored goods such as cartons slide down automatically to the take-out side. 14° angle.
- FOB Shipping Point.



META CLIP S3 GRAVITY FED RACK WITH MESH SHELF DIVIDERS - SHELF LOAD 441 LBS. - GALVANIZED

No. of Shelves	Size W x D x H	Shelf Cap. (lbs.)	Bay Load (lbs.)	BASIC RACK UNIT			ADD-ON RACK UNIT		
				Product No.	Wt. (lbs.)	Price Ea.	Product No.	Wt. (lbs.)	Price Ea.
8	39 x 20 x 79"	441	3968	H95892	145	\$298.84	H95893	129	\$267.66
8	39 x 32 x 79"	441	3968	H95894	216	436.99	H95895	197	399.62

For Outside Dimensions add 2.2" to width and 1.4" to depth.

Each Add-on Rack Unit adds 0.2" to the outside width and 1.4" to the outside depth when adding unit to the sides, and adds 0.2" to the outside width and 3" to the outside depth when adding unit to the back, making it a two-sided unit.



System S3 = Supplied with frame completely disassembled



META CLIP S3 Gravity Fed Shelf Rack

Boltless gravity fed shelf racks.

- Quick and easy mounting with disassembled S3 boltless frames.
- FIFO principle (First in/First Out). The goods stored first are also the first to be taken out. This is especially important for goods with an expiration date.
- All of the top level can be used, as there are no lateral struts.
- Goods slide practically automatically down the 18° inclined surface to the take-out side.
- No transition edges on the shelves in the downward direction.
- The small front stop bar allows crates and cartons to be taken out easily.
- Shelf heights are adjustable in 1" increments.
- Lateral guides available on request.
- FOB Shipping Point.



META CLIP S3 GRAVITY FED SHELF RACK - SHELF LOAD 441 LBS. - GALVANIZED

No. of Shelves	Size W x D x H	Shelf Cap. (lbs.)	Bay Load (lbs.)	BASIC RACK UNIT			ADD-ON RACK UNIT		
				Product No.	Wt. (lbs.)	Price Ea.	Product No.	Wt. (lbs.)	Price Ea.
4	39 x 48 x 79"	441	2646	H91074	177	\$385.84	H91075	153	\$339.99
4	51 x 48 x 79"	441	2646	H91078	219	466.47	H91079	194	420.62

For Outside Dimensions add 2.2" to width and 1.4" to depth.

Each Add-on Rack Unit adds 0.2" to the outside width and 1.4" to the outside depth when adding unit to the sides, and adds 0.2" to the outside width and 3" to the outside depth when adding unit to the back, making it a two-sided unit.

Product No.	Size W x D x H	ADDITIONAL SHELVES Shelf Cap. (lbs.)	Wt. (lbs.)	Price Ea.
H91077	39 x 48 x 2"	441	42	\$73.54
H91076	51 x 48 x 2"	441	32	93.70

Note on Safety:

Racks should be secured to prevent tilting. Please see Floor Fixing Kit and Wall Mounting Kit. The shelf/bay loads apply to evenly distributed loads. Bay load data apply to rows of racks in 3 or more bays.

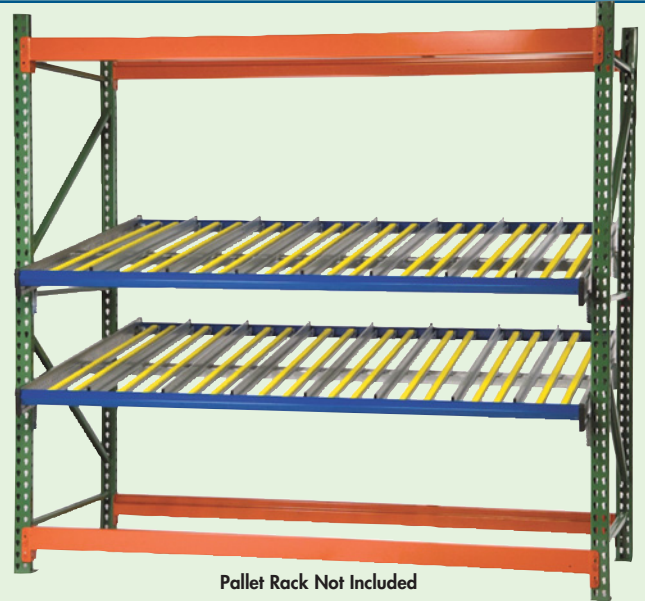
ASSEMBLY LINE SHELVING



Pallet Rack Gravity Flow Level

- Retrofit your existing pallet rack unit with gravity flow levels, thanks to the SSI Schaefer Universal adaptor clip.
- Please request your Free-Verification Kit to ensure compatibility.

Improve your picking operations with the use of Pallet Rack Gravity Flow Levels. Complete pre-built kits ready to install and use. Levels ship assembled, just insert the rollers and guides at the required distance to fit your bins or boxes. Every level includes 12 rollers (6 pairs) and 5 guides. Additional rollers and guides can be purchased. Using Schaefer's universal adapter clips, Gravity Flow Levels fit most tear drop Pallet Rack Systems on the market. Blue in color with Yellow rollers. FOB Shipping Point.



Levels Fit Most Tear Drop Rack Frames

Size* W x D	No. of Rollers	No. of Guides	Cap.** (lbs.)	GRAVITY FLOW LEVEL			EXTRA ROLLER			EXTRA GUIDE		
				Product No.	Wt. (lbs.)	Price Ea.	Product No.	Wt. (lbs.)	Price Ea.	Product No.	Wt. (lbs.)	Price Ea.
96 x 52"	12	5	1000	HKDRPL.052096	123	\$548.00	HKR285.1270C	3	\$13.00	HKTL.1255C	2	\$19.00
96 x 96"	12	5	1000	HKDRPL.096096	202	900.00	HKR285.2445C	5	24.00	HKTL.2430C	3	39.00

*Approximate dimensions. **Per level, based on Distributed Loads (UDL).

On-Line Gravity Flow Shelving

- Pre-assembled frames make installation easy.
- 1,100 lb. capacity per level based on Distributed Loads (UDL).

Reducing costs by optimizing work patterns is the aim in all sectors of industry. On-Line offers a cost-efficient and effective way to utilize valuable space in most assembly line processes. With the shelves angled at 15°, workers can easily see and pick the parts they need, while new parts are supplied from the back, to guarantee continuous production. Bottom shelves can be inverted so that empty containers slide out of the way. FOB Shipping Point.



Size* W x D x H	Levels	STARTER UNIT			DOUBLE DEEP TILTED ON-LINE SHELVING ADD-ON UNIT			EXTRA SHELF		
		Product No.	Wt. (lbs.)	Price Ea.	Product No.	Wt. (lbs.)	Price Ea.	Product No.	Wt. (lbs.)	Price Ea.
36 x 48 x 60"	4	HOLSU.4836S60	158.9	\$938.00	HOLAU.4836S60	132.6	\$776.00	HOLSK.4836S	29.1	\$153.00
39 x 40 x 60"	4	HOLSU.4039S60	168.5	1,023.00	HOLAU.4039S60	142.7	843.00	HOLSK.4039S	32.7	166.00
39 x 48 x 60"	4	HOLSU.4839S60	166.1	978.00	HOLAU.4839S60	139.7	816.00	HOLSK.4839S	35.7	163.00
39 x 64 x 60"	4	HOLSU.6439S60	190.8	1,206.00	HOLAU.6439S60	164.1	1,043.00	HOLSK.6439S	44.7	220.00
48 x 48 x 60"	4	HOLSU.4848S60	178.0	1,056.00	HOLAU.4848S60	151.4	891.00	HOLSK.4848S	34.6	182.00
50 x 40 x 60"	4	HOLSU.4050S60	184.9	1,138.00	HOLAU.4050S60	159.1	958.00	HOLSK.4050S	46.0	195.00
50 x 48 x 60"	4	HOLSU.4850S60	252.5	1,043.00	HOLAU.4850S60	224.3	908.00	HOLSK.4850S	49.0	194.00
36 x 48 x 79"	5	HOLSU.4836S	223.6	1,092.00	HOLAU.4836S	184.6	929.00	HOLSK.4836S	29.1	153.00
39 x 40 x 79"	5	HOLSU.4039S	239.4	1,189.00	HOLAU.4039S	201.4	1,009.00	HOLSK.4039S	32.7	166.00
39 x 48 x 79"	5	HOLSU.4839S	256.4	1,141.00	HOLAU.4839S	217.4	979.00	HOLSK.4839S	35.7	163.00
39 x 64 x 79"	5	HOLSU.6439S	288.4	1,426.00	HOLAU.6439S	248.4	1,264.00	HOLSK.6439S	44.7	220.00
48 x 48 x 79"	5	HOLSU.4848S	255.1	1,238.00	HOLAU.4848S	214.1	1,073.00	HOLSK.4848S	34.6	182.00
50 x 40 x 79"	5	HOLSU.4050S	306.1	1,332.00	HOLAU.4050S	268.1	1,153.00	HOLSK.4050S	46.0	195.00
50 x 48 x 79"	5	HOLSU.4850S	323.1	1,294.00	HOLAU.4850S	284.1	1,132.00	HOLSK.4850S	49.0	194.00

*Approximate dimensions.

Other configurations available -- call for more information.




SHELVING, DECKING, GATES & PLATFORMS



Adjustable Spring Safety Gate

• Powder coated.

Adjustable width 22 1/2" to 36". Set screws secure at desired width. Stainless steel torsion spring closes the gate automatically. Spring is tension adjustable and reversible. Meets OSHA 1910.23a requirements. Powder coated red finish (except spring). Outside tubing 1.37" OD x 12 gauge wall. Mounting channel is 2" x 1" with two mounting holes (hardware not included). Gate with easy mount kit makes it easy to mount directly on your existing hand rail. Two bolt together clamps hold unit securely to hand rail. No drilling required. FOB Shipping Point.



Product No.	ADJUSTABLE SPRING SAFETY GATE		Price Ea.
	Size W x D x H	Wt. (lbs.)	
HSGS-R	24 x 3 x 24"	18	\$162.99
HSGS-R-EM	ADJUSTABLE SPRING SAFETY GATE WITH EASY MOUNT KIT		\$189.85
	24 x 3 x 24"	20	



Fork Liftable
Shown with Optional Ramp

All-Steel Spill Control Platforms

Heavy gauge steel construction for storage of materials that are not compatible with plastic. Sumps and ramps have durable powder coated finish. Welded bar grating can be removed for cleaning. FOB Shipping Point.

Product No.	No. of Drums	ALL-STEEL SPILL CONTROL PLATFORMS			
		Size W x L	Sump Cap. (gals.)	Wt. (lbs.)	Price Ea.
HSST-5125	2	51 x 26"	33	138	\$376.12
HSST-5151	4	51 x 51"	66	259	617.91
HSST-5176	6	76 1/2 x 51"	99	381	915.22

Fork Liftable Ramp
HSST-RAMP 33"W x 42"L x 10 1/2"H, Wt. 95 (lbs.) Price Ea. \$317.01




Heavy-Duty Tool & Die Shelving

• 1,000 lb. capacity per shelf.

Two roll-out shelves extend 100% for ease of access. Great for heavy tooling, dies and large parts that require an overhead crane or forklift to load and unload. The frame is built of 1/4" thick structural angle. Roll-out shelves are reinforced with 7 gauge steel and 12 gauge decks. Roll-out shelves measure 48"W x 36"D. Fixed top shelf provides additional storage space. Shelf clearance is 22". Unit comes with lag holes for anchoring to the floor. Welded and bolted construction. FOB Shipping Point.

Product No.	HEAVY-DUTY TOOL & DIE SHELVING		Price Ea.
	Size W x D x H	Wt. (lbs.)	
HHRS-3648-3	53 x 36 x 60"	585	\$1,988.06

Special sizes and more shelves available upon request.



Solid Steel Rack Decking

Perforated Steel Rack Decking

Heavy-Duty Welded Steel Shelving

• No assembly required.

Reinforced 12 gauge steel shelves have a 2,000 lb. capacity per shelf. 2" x 2" x 3/16" corner angles have footpads with anchor. 72" overall height with 3 1/2" bottom shelf underclearance. Ships set up and ready for immediate use. FOB Shipping Point.



Size D x W	HEAVY-DUTY WELDED STEEL SHELVING				
	4 SHELF 20 1/2" CLEARANCE		5 SHELF 15" CLEARANCE		
Product No.	Wt. (lbs.)	Price Ea.	Product No.	Price Ea.	
18 x 32"	H4SH-1832-72	156	\$291.94	H5SH-1832-72	\$336.72
24 x 36"	H4SH-2436-72	195	342.09	H5SH-2436-72	395.82
24 x 48"	H4SH-2448-72	253	433.43	H5SH-2448-72	512.24
24 x 60"	H4SH-2460-72	298	497.91	H5SH-2460-72	591.04
30 x 48"	H4SH-3048-72	291	488.96	H5SH-3048-72	580.30
30 x 60"	H4SH-3060-72	344	564.18	H5SH-3060-72	677.01
36 x 60"	H4SH-3660-72	394	635.82	H5SH-3660-72	779.10
36 x 72"	H4SH-3672-72	478	741.49	H5SH-3672-72	913.43

Steel Rack Decking

• 3,000 lb. capacity per decking section.

Smooth 14 gauge steel surface with durable powder coated finish. Perforated decking has 1" diameter holes. 12 gauge reinforced channels on underside fit 1 3/8" step beams. 1 1/2" waterfall on front and back edges. Each decking section has a load capacity of 3,000 lbs. FOB Shipping Point.

Product No.	SOLID STEEL RACK DECKING		Price Ea.
	Size D x W	Wt. (lbs.)	
HRD-3646-3	36 x 46"	58	\$111.04
HRD-3652-3	36 x 52"	61	118.21
HRD-3658-3	36 x 58"	66	132.54
HRD-4246-3	42 x 46"	65	123.58
HRD-4252-3	42 x 52"	71	132.54
HRD-4258-3	42 x 58"	77	146.87
HRD-4846-4	48 x 46"	82	148.66
HRD-4852-4	48 x 52"	89	157.61
HRD-4858-4	48 x 58"	96	171.94
PERFORATED STEEL RACK DECKING			
HRDP-3646-3	36 x 46"	54	127.16
HRDP-4246-3	42 x 46"	60	139.70
HRDP-4846-3	48 x 46"	77	171.94

10 piece minimum order.

BULK STORAGE RACKS



Pre-Engineered Bulk Storage Racks

Designed for the hand-loading of intermediate weight bulky items. In addition to strong storing cartoned merchandise, it can be used for display racking.

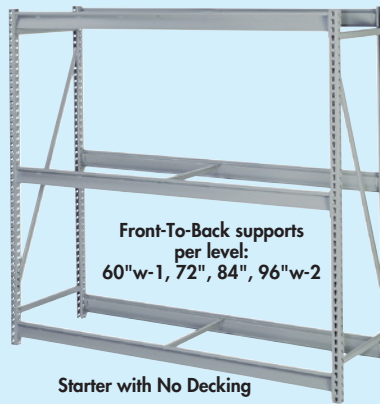
Heavy-duty 14 ga. steel beams included. Racking is stocked in Dove Gray, Putty and Wedgewood Blue -- please specify. FOB Shipping Point.

Solid Decking - Features Heavy-Duty Industrial Shelves for a smooth uninterrupted decking surface.


Heavy-Duty Waterfall Wire Decking - Featuring 4" x 2" wire mesh with heavy gauge welded channels for added strength and a 1/4" waterfall along both front and rear edge. Frost Gray in color.

Particle Board Decking - Durable, 3/8" thick particle board decking.

Ribbed Decking - Versatile 20 ga. ribbed decking. Ribs allow for space to grab packages easily and prevent pinched fingers.

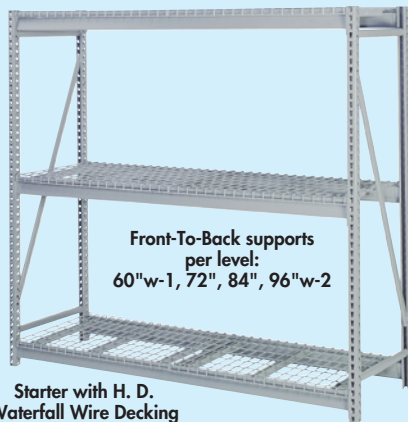


Starter with No Decking

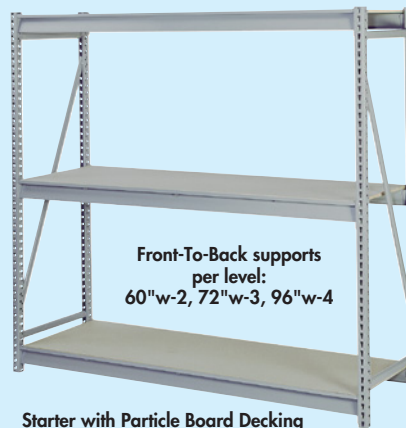


Starter with Solid Decking

Note: In the interest of safety, Lyon strongly recommends that racks that are 72" or higher be floor and/or wall anchored.



Starter with H. D. Waterfall Wire Decking



Starter with Particle Board Decking



Starter with Ribbed Decking

BULK STORAGE RACKS													
Size W x D	Cap./Beam Pair (lbs.)	72"H. STARTER UNIT			72"H. ADD-ON UNIT			84"H. STARTER UNIT			84"H. ADD-ON UNIT		
		Product No.	Wt. (lbs.)	Price Ea.	Product No.	Wt. (lbs.)	Price Ea.	Product No.	Wt. (lbs.)	Price Ea.	Product No.	Wt. (lbs.)	Price Ea.
NO DECK													
72 x 24"	1900	H67311S	107	\$302.14	H67311	90	\$246.43	H67321S	113	\$315.43	H67321	92	\$253.07
72 x 30"	1900	H67312S	111	308.71	H67312	93	251.33	H67322S	116	321.64	H67322	95	257.79
72 x 36"	1900	H67313S	117	316.43	H67313	97	256.69	H67323S	132	333.50	H67323	100	265.21
72 x 48"	1900	H67315S	125	333.36	H67315	104	270.71	H67325S	131	349.43	H67325	107	278.76
84 x 24"	1775	H67411S	116	312.21	H67411	99	256.50	H67421S	122	325.50	H67421	101	263.14
84 x 30"	1775	H67412S	119	318.79	H67412	102	261.40	H67422S	125	331.71	H67422	104	267.86
84 x 36"	1775	H67413S	126	326.50	H67413	106	266.76	H67423S	132	343.57	H67423	109	275.29
84 x 48"	1775	H67415S	134	343.43	H67415	113	280.79	H67425S	140	359.50	H67425	116	288.83
SOLID DECK													
72 x 24"	1900	H67311SD	184	\$478.11	H67311D	166	\$422.40	H67321SD	189	\$491.40	H67321D	168	\$429.04
72 x 36"	1900	H67313SD	236	584.76	H67313D	216	525.00	H67323SD	242	601.83	H67323D	176	533.54
72 x 48"	1900	H67315SD	284	701.00	H67315D	263	638.36	H67325SD	283	717.07	H67325D	266	646.40
84 x 24"	1775	H67411SD	215	540.76	H67411D	197	485.04	H67421SD	220	554.04	H67421D	200	491.69
84 x 36"	1775	H67413SD	270	653.21	H67413D	250	593.47	H67423SD	276	670.29	H67423D	253	602.00
84 x 48"	1775	H67415SD	328	797.11	H67415D	307	734.47	H67425SD	334	813.19	H67425D	310	742.50
RIBBED DECK													
72 x 24"	1900	H67311SR	176	\$458.57	H67311R	258	\$402.86	H67321SR	181	\$471.86	H67321R	161	\$409.50
72 x 30"	1900	H67312SR	195	487.21	H67312R	177	429.83	H67322SR	200	500.14	H67322R	179	436.29
72 x 36"	1900	H67313SR	216	531.79	H67313R	196	472.04	H67323SR	231	548.86	H67323R	199	480.57
72 x 48"	1900	H67315SR	250	619.00	H67315R	229	556.36	H67325SR	255	635.07	H67325R	231	564.40
84 x 24"	1775	H67411SR	198	515.57	H67411R	180	459.86	H67421SR	203	528.86	H67421R	183	466.50
84 x 30"	1775	H67412SR	220	551.61	H67412R	201	494.21	H67422SR	225	564.54	H67422R	204	500.69
84 x 36"	1775	H67413SR	244	580.54	H67413R	224	520.79	H67423SR	250	597.61	H67423R	227	529.33
84 x 48"	1775	H67415SR	285	676.76	H67415R	264	614.11	H67425SR	291	692.83	H67425R	267	622.14
H.D. WATERFALL WIRE DECK													
72 x 24"	1900	H67311SW	182	\$451.71	H67311W	165	\$324.57	H67321SW	188	\$465.00	H67321W	167	\$402.64
72 x 30"	1900	H67312SW	204	476.29	H67312W	186	418.90	H67322SW	209	489.21	H67322W	188	425.36
72 x 36"	1900	H67313SW	228	522.79	H67313W	208	463.04	H67323SW	243	539.86	H67323W	211	471.57
72 x 48"	1900	H67315SW	274	581.50	H67315W	253	518.86	H67325SW	279	597.57	H67325W	255	526.90
84 x 24"	1775	H67411SW	205	514.71	H67411W	187	459.00	H67421SW	210	528.00	H67421W	190	465.64
84 x 30"	1775	H67412SW	230	544.00	H67412W	211	486.61	H67422SW	235	556.93	H67422W	214	493.07
84 x 36"	1775	H67413SW	257	604.97	H67413W	237	545.21	H67423SW	263	622.04	H67423W	240	553.76
84 x 48"	1775	H67415SW	307	675.79	H67415W	286	613.14	H67425SW	313	691.86	H67425W	289	621.19
PARTICLE BOARD DECK													
72 x 24"	1900	H67311SP	192	\$386.04	H67311P	174	\$330.33	H67321SP	197	\$399.33	H67321P	177	\$336.97
72 x 36"	1900	H67313SP	244	432.57	H67313P	224	372.83	H67323SP	250	449.64	H67323P	227	381.36
72 x 48"	1900	H67315SP	293	482.29	H67315P	272	419.64	H67325SP	299	498.36	H67325P	275	427.69

OPEN SHELVING

Hallowell®

Quick Ship
5 DAY SHIPPING
ON ALL IN-STOCK
LOCKERS

Open Shelving

• Perfect for storage of supplies, tools, bins, equipment, gear, products, canisters, boxed, etc.

Shelves are box formed at front and back allowing high capacity storage with minimal deflection. Sides of shelves are triple flanged adding to shelf strength. Compression shelf clips improve overall unit capacity. Posts are punched to allow shelves to be adjusted top to bottom at 1-1/2" on center. Beaded front posts allow use of full shelf width and are common between adjoining units reducing assembly and installation time as well as reducing cost. Angle back posts can be bolted together when joining units side-by-side or back-to-back. Side and back sway braces eliminate unit sway providing a safe storage solution. FOB Shipping Point.

Starter Units Include: Two front beaded posts, two angle back posts, one pair of back sway braces, two pair of side sway braces and shelves with shelf clips applicable to unit ordered.

Adder Units Include: One front beaded post, two angle back posts, one pair of back sway braces, one pair of side sway braces and shelves with shelf clips applicable to unit ordered.



Hallowell Hi-Tech
Open-Type Industrial
Grade Shelving Units

OPEN SHELVING												
Shelf Type	Size W x D x H	Shelf Capacity*	5-SHELF UNIT			6-SHELF UNIT			8-SHELF UNIT			
			Product No.	Wt. (lbs)	Price Ea.	Product No.	Wt. (lbs)	Price Ea.	Product No.	Wt. (lbs)	Price Ea.	
MEDIUM-DUTY												
Starter	36 x 12 x 87"	500*	H4510-12	95	\$118.87	H4511-12	102	\$130.85	H4513-12	115	\$154.81	
Adder	36 x 12 x 87"	500*	HA4510-12	81	100.29	HA4511-12	87	112.27	HA4513-12	100	136.21	
Starter	36 x 18 x 87"	500*	H4510-18	113	131.84	H4511-18	122	146.17	H4513-18	139	174.84	
Adder	36 x 18 x 87"	500*	HA4510-18	95	112.65	HA4511-18	103	126.99	HA4513-18	120	155.64	
Starter	36 x 24 x 87"	500*	H4510-24	131	147.61	H4511-24	141	164.93	H4513-24	163	199.59	
Adder	36 x 24 x 87"	500*	HA4510-24	109	128.03	HA4511-24	119	145.36	HA4513-24	141	180.00	
Starter	48 x 12 x 87"	375*	H4710-12	115	135.55	H4711-12	123	150.25	H4713-12	141	179.63	
Adder	48 x 12 x 87"	375*	HA4710-12	100	116.25	HA4711-12	109	130.93	HA4713-12	127	160.31	
Starter	48 x 18 x 87"	375*	H4710-18	135	156.17	H4711-18	146	174.72	H4713-18	169	211.84	
Adder	48 x 18 x 87"	375*	HA4710-18	116	136.21	HA4711-18	128	154.77	HA4713-18	151	191.89	
Starter	48 x 24 x 87"	350*	H4710-24	155	176.35	H4711-24	169	198.77	H4713-24	197	243.61	
Adder	48 x 24 x 87"	350*	HA4710-24	133	154.80	HA4711-24	147	178.41	HA4713-24	175	223.28	
HEAVY-DUTY												
Starter	36 x 12 x 87"	800*	H5510-12	102	128.33	H5511-12	110	141.39	H5513-12	125	167.48	
Adder	36 x 12 x 87"	800*	HA5510-12	87	108.44	HA5511-12	95	121.49	HA5513-12	110	147.59	
Starter	36 x 18 x 87"	800*	H5510-18	121	144.63	H5511-18	132	160.67	H5513-18	152	192.75	
Adder	36 x 18 x 87"	800*	HA5510-18	103	124.08	HA5511-18	113	140.13	HA5513-18	134	172.21	
Starter	36 x 24 x 87"	800*	H5510-24	141	160.43	H5511-24	154	179.47	H5513-24	180	217.55	
Adder	36 x 24 x 87"	800*	HA5510-24	119	139.47	HA5511-24	132	158.51	HA5513-24	158	196.59	
Starter	48 x 12 x 87"	400*	H5710-12	121	148.68	H5711-12	131	165.59	H5713-12	152	199.39	
Adder	48 x 12 x 87"	400*	HA5710-12	106	128.80	HA5711-12	117	145.69	HA5713-12	137	179.49	
Starter	48 x 18 x 87"	450*	H5710-18	144	183.13	H5711-18	158	206.68	H5713-18	184	253.73	
Adder	48 x 18 x 87"	450*	HA5710-18	126	162.59	HA5711-18	139	186.13	HA5713-18	166	233.19	
Starter	48 x 24 x 87"	500*	H5710-24	167	207.51	H5711-24	184	235.73	H5713-24	217	292.20	
Adder	48 x 24 x 87"	500*	HA5710-24	146	186.55	HA5711-24	162	214.77	HA5713-24	195	271.24	
EXTRA HEAVY-DUTY												
Starter	36 x 12 x 87"	1100*	H7510-12	115	145.60	H7511-12	125	162.92	H7513-12	146	197.57	
Adder	36 x 12 x 87"	1100*	HA7510-12	100	127.01	HA7511-12	110	144.35	HA7513-12	131	179.00	
Starter	36 x 18 x 87"	1200*	H7510-18	138	165.00	H7511-18	152	185.97	H7513-18	180	227.91	
Adder	36 x 18 x 87"	1200*	HA7510-18	120	145.83	HA7511-18	134	166.79	HA7513-18	161	208.72	
Starter	36 x 24 x 87"	1250*	H7510-24	163	187.17	H7511-24	180	212.41	H7513-24	214	262.89	
Adder	36 x 24 x 87"	1250*	HA7510-24	141	167.59	HA7511-24	158	192.81	HA7513-24	192	243.29	
Starter	48 x 12 x 87"	750*	H7710-12	138	171.20	H7711-12	152	193.47	H7713-12	179	237.93	
Adder	48 x 12 x 87"	750*	HA7710-12	123	152.63	HA7711-12	137	174.85	HA7713-12	164	219.36	
Starter	48 x 18 x 87"	900*	H7710-18	167	204.51	H7711-18	185	233.17	H7713-18	220	290.49	
Adder	48 x 18 x 87"	900*	HA7710-18	148	185.31	HA7711-18	166	213.99	HA7713-18	202	271.32	
Starter	48 x 24 x 87"	900*	H7710-24	195	235.89	H7711-24	218	270.67	H7713-24	262	340.23	
Adder	48 x 24 x 87"	900*	HA7710-24	174	216.29	HA7711-24	196	251.08	HA7713-24	240	320.63	
ADDITIONAL SHELVES												
MEDIUM-DUTY				HEAVY-DUTY				EXTRA HEAVY-DUTY				
Size W x D	Product No.	Shelf Capacity*	Wt. (lbs)	Price Ea.	Product No.	Shelf Capacity*	Wt. (lbs)	Price Ea.	Product No.	Shelf Capacity*	Wt. (lbs)	Price Ea.
36 x 12"	H5135-3612	500	33	\$12.00	H5138-3612	800	39	\$13.07	H5139-3612	1100	52	\$17.36
36 x 18"	H5135-3618	500	43	14.35	H5138-3618	800	52	16.07	H5139-3618	1200	69	20.99
36 x 24"	H5135-3624	500	54	17.36	H5138-3624	800	64	19.05	H5139-3624	1250	86	25.24
48 x 12"	H5135-4812	375	45	15.04	H5138-4812	400	51	16.91	H5139-4812	750	68	22.27
48 x 18"	H5135-4818	375	58	18.99	H5138-4818	450	67	23.55	H5139-4818	900	90	28.68
48 x 24"	H5135-4824	350	71	22.96	H5138-4824	500	83	28.27	H5139-4824	900	111	34.80

* Shelf Capacity Includes 1.65 Safety Factor



Open Shelving Features



Box Beam Adjustable Shelves



Box Formed Front and Back Shelf Edges



Angle Back Post



Beaded Front Post



Compression Shelf Clip

BOLTLESS SHELVING



Hallowell Rivetwell™ Shelving

An economical storage system that provides exceptional value and versatility. Accommodating applications from light to heavy duty. Rivetwell shelving is easy to assemble and expandable as needs change. Shelf levels are adjustable on 1/2" centers. No cross bracing allows access from all sides. Common T-posts between adjacent units. Attractive #729 Parchment powder coat finish. Decking sold separately. FOB Shipping Point.

Single Rivet Shelving

Single rivet shelving units are built using double rivet beams at top and bottom levels giving units a rigid frame and single rivet beams on intermediate levels maximizing vertical storage openings. FOB Shipping Point.

RIVETWELL™ SINGLE RIVET BOLTLESS SHELVING -- WITHOUT DECKING									
No. Of Shelves	Size W x D x H	Cap. (lbs.)	STARTER UNITS			ADDER UNITS			
			Product No.	Wt. (lbs.)	Price Ea.	Product No.	Wt. (lbs.)	Price Ea.	
5	36 x 12 x 84"	350	HSRS361284-5SP	43	\$71.71	HSRS361284-5AP	39	\$60.11	
5	36 x 18 x 84"	350	HSRS361884-5SP	45	74.60	HSRS361884-5AP	40	61.55	
5	36 x 24 x 84"	350	HSRS362484-5SP	47	76.47	HSRS362484-5AP	41	62.48	
6	36 x 12 x 84"	350	HSRS361284-6SP	46	76.64	HSRS361284-6AP	42	65.03	
6	36 x 18 x 84"	350	HSRS361884-6SP	48	79.53	HSRS361884-6AP	43	66.47	
6	36 x 24 x 84"	350	HSRS362484-6SP	50	81.37	HSRS362484-6AP	44	67.39	
7	36 x 12 x 84"	350	HSRS361284-7SP	49	81.57	HSRS361284-7AP	45	69.93	
7	36 x 18 x 84"	350	HSRS361884-7SP	51	84.45	HSRS361884-7AP	46	71.37	
7	36 x 24 x 84"	350	HSRS362484-7SP	53	86.31	HSRS362484-7AP	47	72.32	
8	36 x 12 x 84"	350	HSRS361284-8SP	52	86.48	HSRS361284-8AP	48	74.87	
8	36 x 18 x 84"	350	HSRS361884-8SP	55	89.37	HSRS361884-8AP	49	76.32	
8	36 x 24 x 84"	350	HSRS362484-8SP	57	91.23	HSRS362484-8AP	50	77.24	
5	48 x 12 x 84"	350	HSRS481284-5SP	49	79.25	HSRS481284-5AP	45	67.65	
5	48 x 18 x 84"	350	HSRS481884-5SP	51	82.15	HSRS481884-5AP	46	69.09	
5	48 x 24 x 84"	350	HSRS482484-5SP	53	84.00	HSRS482484-5AP	47	70.01	
6	48 x 12 x 84"	350	HSRS481284-6SP	53	85.07	HSRS481284-6AP	49	73.44	
6	48 x 18 x 84"	350	HSRS481884-6SP	55	87.95	HSRS481884-6AP	50	74.88	
6	48 x 24 x 84"	350	HSRS482484-6SP	57	89.83	HSRS482484-6AP	51	75.83	
7	48 x 12 x 84"	350	HSRS481284-7SP	57	90.87	HSRS481284-7AP	53	79.25	
7	48 x 18 x 84"	350	HSRS481884-7SP	60	93.77	HSRS481884-7AP	54	80.69	
7	48 x 24 x 84"	350	HSRS482484-7SP	62	95.61	HSRS482484-7AP	55	81.63	
8	48 x 12 x 84"	350	HSRS481284-8SP	62	96.68	HSRS481284-8AP	57	85.05	
8	48 x 18 x 84"	350	HSRS481884-8SP	64	99.57	HSRS481884-8AP	59	86.49	
8	48 x 24 x 84"	350	HSRS482484-8SP	66	101.43	HSRS482484-8AP	60	87.43	



Single Rivet Beam

Angle Post

T-Post



Double Rivet Beam

Double Rivet Shelving

Similar to single rivet shelving, double rivet shelving uses double rivet beams at all levels providing increased rigidity and includes center supports for maximum shelf capacity. FOB Shipping Point.

RIVETWELL™ DOUBLE RIVET BOLTLESS SHELVING UNITS WITH CENTER SUPPORTS (DECKING NOT INCLUDED)									
No. Of Shelves	Size W x D x H	Cap. (lbs.)	STARTER UNITS			ADDER UNITS			
			Product No.	Wt. (lbs.)	Price Ea.	Product No.	Wt. (lbs.)	Price Ea.	
4	48 x 24 x 84"	1400	HDRHC482484-4S	70	\$110.69	HDRHC482484-4A	68	\$104.61	
4	48 x 36 x 84"	1220	HDRHC483684-4S	79	121.31	HDRHC483684-4A	77	115.23	
4	48 x 48 x 84"	1125	HDRHC484884-4S	94	136.59	HDRHC484884-4A	92	130.52	
4	72 x 24 x 84"	1000	HDRHC722484-4S	85	127.92	HDRHC722484-4A	83	121.84	
4	72 x 36 x 84"	1000	HDRHC723684-4S	94	138.56	HDRHC723684-4A	92	132.48	
4	72 x 48 x 84"	1000	HDRHC724884-4S	110	153.84	HDRHC724884-4A	108	147.76	
4	96 x 24 x 84"	620	HDRHC962484-4S	100	146.19	HDRHC962484-4A	98	140.11	
4	96 x 36 x 84"	620	HDRHC963684-4S	109	156.80	HDRHC963684-4A	107	150.71	
4	96 x 48 x 84"	620	HDRHC964884-4S	124	172.09	HDRHC964884-4A	122	166.01	

Hallowell Decking

Particle Board Decking is for use on Single and Double Rivet units and is Industrial Grade I-M-2. EZ-Deck is 22 ga. galvanized formed steel. Multiple planks are used to achieve unit depth. EZ-Deck decking is for use on Double Rivet units ONLY, must be center supported for widths greater than 42". FOB Shipping Point.



Particle Board Decking

5/8" HALLOWELL PARTICLE BOARD DECKING			
Size W x D	Product No.	Wt. (lbs.)	Price Ea.
36 x 12"	HHPB3612	7	\$4.01
36 x 18"	HHPB3618	10	6.00
36 x 24"	HHPB3624	13	8.00
42 x 15"	HHPB4215	10	5.83
42 x 30"	HHPB4230	19	11.64
48 x 12"	HHPB4812	9	5.33
48 x 18"	HHPB4818	13	8.00
48 x 24"	HHPB4824	18	10.64
48 x 36"	HHPB4836	26	15.95
48 x 48"	HHPB4848	35	21.27
69 x 15"	HHPB6915	16	9.97
69 x 30"	HHPB6930	32	19.95
72 x 24"	HHPB7224	26	15.95
72 x 36"	HHPB7236	39	23.92
72 x 48"	HHPB7248	53	31.88
96 x 24"	HHPB9624	35	21.27
96 x 36"	HHPB9636	52	31.88
96 x 48"	HHPB9648	70	42.51

Record Storage Shelving


Aids in record management by providing an organized solution to high density storage of standard size archive boxes. Decking and boxes sold separately. FOB Shipping Point.

RIVETWELL™ RECORD STORAGE 4 SHELF BOLTLESS SHELVING UNITS (BOXES AND DECKING NOT INCLUDED)									
Size W x D x H	Cap. (lbs.)	STARTER UNITS			ADDER UNITS				
		Product No.	Wt. (lbs.)	Price Ea.	Product No.	Wt. (lbs.)	Price Ea.		
42 x 15 x 84"	780	HRS421584-4SP	49	\$84.67	HRS421584-4AP	47	\$78.57		
42 x 30 x 84"	780	HRS423084-4SP	57	91.69	HRS423084-4AP	55	85.60		
69 x 15 x 84"	1050	HRS691584-4SP	76	116.97	HRS691584-4AP	74	110.89		
69 x 30 x 84"	1050	HRS693084-4SP	88	128.40	HRS693084-4AP	86	122.31		

HHR5B20 Hallowell Record Storage Boxes, size 12"W x 15"D x 10"H, Wt. 32 (lbs.)
20 Per Ctn. Price \$92.85 Per Ctn.

EZ-DECK DECKING			
Size W x D	Product No.	Wt. (lbs.)	Price Ea.
42 x 15"	HHEZD4215	7	\$11.39
42 x 30"	HHEZD4230	15	24.21
48 x 12"	HHEZD4812	7	10.99
48 x 18"	HHEZD4818	10	16.52
48 x 24"	HHEZD4824	14	22.07
48 x 36"	HHEZD4836	21	33.13
48 x 48"	HHEZD4848	28	44.21
69 x 15"	HHEZD6915	12	18.63
69 x 30"	HHEZD6930	25	39.45
72 x 24"	HHEZD7224	21	32.91
72 x 36"	HHEZD7236	31	49.40
72 x 48"	HHEZD7248	41	65.91
96 x 24"	HHEZD9624	28	43.76
96 x 36"	HHEZD9636	41	65.68
96 x 48"	HHEZD9648	55	87.60

SHELVING SYSTEMS



Klip-It™ Industrial Steel Shelving - Light Duty

- Quality shelving for heavy-duty storage solutions.
- Clip-Type assembly saves time.

These rugged and dependable shelving units deliver real supporting strength for all types of storage uses. Offset angle post support heavy loads and accommodate compression clips. Sturdy formed shelf is made from cold rolled steel and has "Triple Bends" on all four sides for incomparable strength. Features a rust resistant phosphatized cleaning for better paint adhesion and durability. Baked-on gray enamel finish. Compression clip rapidly snaps into post which allows for independent adjustment of shelves - normal shelf loading increases the locking action. Closed units feature back and end panels. Starter units include 2 - sway braces; Add-on units include 1 sway brace. FOB Shipping Point.



OPEN SHELVING - 20 GA.			Cap. (lbs.)
Size W x D x H	No. Shelves	Product No.	
36 x 12 x 85"	5	HOSK-85-1236-5-20	450
36 x 15 x 85"	5	HOSK-85-1536-5-20	450
36 x 18 x 85"	5	HOSK-85-1836-5-20	450
36 x 24 x 85"	5	HOSK-85-2436-5-20	450
36 x 30 x 85"	5	HOSK-85-3036-5-20	450

OPEN SHELVING - 20 GA.


Size W x D x H	No. Shelves	STARTER			ADD-ON		
		Product No.	Wt. (lbs.)	Price Ea.	Product No.	Wt. (lbs.)	Price Ea.
36 x 12 x 85"	5	HOSK-85-1236-5-20	61	\$89.59	HOAK-85-1236-5-20	60	\$86.24
36 x 15 x 85"	5	HOSK-85-1536-5-20	64	95.51	HOAK-85-1536-5-20	63	92.15
36 x 18 x 85"	5	HOSK-85-1836-5-20	70	101.13	HOAK-85-1836-5-20	69	97.79
36 x 24 x 85"	5	HOSK-85-2436-5-20	86	111.56	HOAK-85-2436-5-20	84	107.41
36 x 30 x 85"	5	HOSK-85-3036-5-20	98	122.72	HOAK-85-3036-5-20	96	118.57
36 x 12 x 85"	6	HOSK-85-1236-6-20	68	98.27	HOAK-85-1236-6-20	67	94.92
36 x 15 x 85"	6	HOSK-85-1536-6-20	72	105.42	HOAK-85-1536-6-20	71	102.06
36 x 18 x 85"	6	HOSK-85-1836-6-20	78	112.02	HOAK-85-1836-6-20	77	108.67
36 x 24 x 85"	6	HOSK-85-2436-6-20	97	124.24	HOAK-85-2436-6-20	95	120.09
36 x 30 x 85"	6	HOSK-85-3036-6-20	112	137.70	HOAK-85-3036-6-20	110	133.56
36 x 12 x 85"	7	HOSK-85-1236-7-20	75	106.95	HOAK-85-1236-7-20	74	103.59
36 x 15 x 85"	7	HOSK-85-1536-7-20	79	115.20	HOAK-85-1536-7-20	78	111.85
36 x 18 x 85"	7	HOSK-85-1836-7-20	87	123.03	HOAK-85-1836-7-20	86	119.68
36 x 24 x 85"	7	HOSK-85-2436-7-20	108	136.92	HOAK-85-2436-7-20	106	132.77
36 x 30 x 85"	7	HOSK-85-3036-7-20	126	152.69	HOAK-85-3036-7-20	124	148.54
48 x 12 x 85"	5	HOSK-85-1248-5-20	75	99.16	HOAK-85-1248-5-20	74	95.82
48 x 15 x 85"	5	HOSK-85-1548-5-20	77	106.24	HOAK-85-1548-5-20	76	102.90
48 x 18 x 85"	5	HOSK-85-1848-5-20	83	113.71	HOAK-85-1848-5-20	82	110.36
48 x 24 x 85"	5	HOSK-85-2448-5-20	101	131.36	HOAK-85-2448-5-20	99	127.20
48 x 30 x 85"	5	HOSK-85-3048-5-20	119	145.94	HOAK-85-3048-5-20	117	141.80
48 x 12 x 85"	6	HOSK-85-1248-6-20	84	109.57	HOAK-85-1248-6-20	83	106.21
48 x 15 x 85"	6	HOSK-85-1548-6-20	87	118.13	HOAK-85-1548-6-20	86	114.79
48 x 18 x 85"	6	HOSK-85-1848-6-20	94	127.07	HOAK-85-1848-6-20	93	123.71
48 x 24 x 85"	6	HOSK-85-2448-6-20	116	148.02	HOAK-85-2448-6-20	114	143.87
48 x 30 x 85"	6	HOSK-85-3048-6-20	137	165.45	HOAK-85-3048-6-20	135	161.31
48 x 12 x 85"	7	HOSK-85-1248-7-20	94	120.09	HOAK-85-1248-7-20	93	116.73
48 x 15 x 85"	7	HOSK-85-1548-7-20	97	130.03	HOAK-85-1548-7-20	96	126.67
48 x 18 x 85"	7	HOSK-85-1848-7-20	106	140.55	HOAK-85-1848-7-20	105	137.19
48 x 24 x 85"	7	HOSK-85-2448-7-20	130	164.56	HOAK-85-2448-7-20	128	160.42
48 x 30 x 85"	7	HOSK-85-3048-7-20	155	184.96	HOAK-85-3048-7-20	153	180.82

CLOSED SHELVING - 20 GA.

Size W x D x H	No. Shelves	STARTER			ADD-ON		
		Product No.	Wt. (lbs.)	Price Ea.	Product No.	Wt. (lbs.)	Price Ea.
36 x 12 x 85"	5	HCSK-85-1236-5-20	90	\$132.91	HCAK-85-1236-5-20	85	\$121.06
36 x 15 x 85"	5	HCSK-85-1536-5-20	95	146.04	HCAK-85-1536-5-20	89	130.58
36 x 18 x 85"	5	HCSK-85-1836-5-20	106	152.27	HCAK-85-1836-5-20	97	136.45
36 x 24 x 85"	5	HCSK-85-2436-5-20	127	168.29	HCAK-85-2436-5-20	114	148.81
36 x 30 x 85"	5	HCSK-85-3036-5-20	147	194.72	HCAK-85-3036-5-20	131	167.73
36 x 12 x 85"	6	HCSK-85-1236-6-20	97	141.59	HCAK-85-1236-6-20	92	129.73
36 x 15 x 85"	6	HCSK-85-1536-6-20	102	155.83	HCAK-85-1536-6-20	96	140.37
36 x 18 x 85"	6	HCSK-85-1836-6-20	115	163.28	HCAK-85-1836-6-20	106	147.45
36 x 24 x 85"	6	HCSK-85-2436-6-20	138	180.96	HCAK-85-2436-6-20	126	161.61
36 x 30 x 85"	6	HCSK-85-3036-6-20	161	209.71	HCAK-85-3036-6-20	145	182.71
36 x 12 x 85"	7	HCSK-85-1236-7-20	104	150.27	HCAK-85-1236-7-20	99	138.41
36 x 15 x 85"	7	HCSK-85-1536-7-20	110	165.73	HCAK-85-1536-7-20	104	150.28
36 x 18 x 85"	7	HCSK-85-1836-7-20	123	174.16	HCAK-85-1836-7-20	114	158.35
36 x 24 x 85"	7	HCSK-85-2436-7-20	150	193.77	HCAK-85-2436-7-20	137	174.29
36 x 30 x 85"	7	HCSK-85-3036-7-20	175	224.69	HCAK-85-3036-7-20	158	197.58
48 x 12 x 85"	5	HCSK-85-1248-5-20	111	151.57	HCAK-85-1248-5-20	105	139.60
48 x 15 x 85"	5	HCSK-85-1548-5-20	115	165.88	HCAK-85-1548-5-20	109	150.41
48 x 18 x 85"	5	HCSK-85-1848-5-20	126	173.93	HCAK-85-1848-5-20	117	158.11
48 x 24 x 85"	5	HCSK-85-2448-5-20	149	197.17	HCAK-85-2448-5-20	137	177.82
48 x 30 x 85"	5	HCSK-85-3048-5-20	175	227.03	HCAK-85-3048-5-20	159	200.04
48 x 12 x 85"	6	HCSK-85-1248-6-20	120	161.98	HCAK-85-1248-6-20	115	150.12
48 x 15 x 85"	6	HCSK-85-1548-6-20	125	177.77	HCAK-85-1548-6-20	118	162.18
48 x 18 x 85"	6	HCSK-85-1848-6-20	137	187.30	HCAK-85-1848-6-20	128	171.47
48 x 24 x 85"	6	HCSK-85-2448-6-20	163	213.71	HCAK-85-2448-6-20	151	194.36
48 x 30 x 85"	6	HCSK-85-3048-6-20	193	246.54	HCAK-85-3048-6-20	176	219.43
48 x 12 x 85"	7	HCSK-85-1248-7-20	129	172.38	HCAK-85-1248-7-20	124	160.52
48 x 15 x 85"	7	HCSK-85-1548-7-20	135	189.65	HCAK-85-1548-7-20	128	174.07
48 x 18 x 85"	7	HCSK-85-1848-7-20	149	200.77	HCAK-85-1848-7-20	140	184.95
48 x 24 x 85"	7	HCSK-85-2448-7-20	178	230.38	HCAK-85-2448-7-20	165	210.90
48 x 30 x 85"	7	HCSK-85-3048-7-20	211	266.05	HCAK-85-3048-7-20	194	238.94

Boxer™ Box Shelving

- Superior box construction for greater strength and supporting power.
- Clip-Type assembly for fast, easy set-up.



Plus applicable steel surcharge on entire page.

Boxer™ Shelving delivers more support for less cost than any other shelving in the industry. Features full welded box formation in front and back of shelf and shall have formed channels on both ends. Corners are fully lapped for extra strength. Available in 22 or 20 ga. shelves. Rugged and sturdy 14 ga. uprights allow for 1/2" shelf adjustment. Closed units feature 24 ga. back and end panels. Includes sway braces. Gray, baked-on enamel finish. FOB Shipping Point.



FAST, EASY set-up.

MEDIUM DUTY 22 GA.

Size W x D x H	No. Shelves	OPEN SHELVING			CLOSED SHELVING		
		Product No.	Wt. (lbs.)	Price Ea.	Product No.	Wt. (lbs.)	Price Ea.
36 x 12 x 73"	5	HOSB-73-1236-5-22	56	\$93.82	HCSB-73-1236-5-22	81	\$133.04
36 x 18 x 73"	5	HOSB-73-1836-5-22	66	107.96	HCSB-73-1836-5-22	97	154.29
36 x 24 x 73"	5	HOSB-73-2436-5-22	78	119.74	HCSB-73-2436-5-22	113	170.89
36 x 12 x 73"	6	HOSB-73-1236-6-22	62	103.97	HCSB-73-1236-6-22	87	143.19
36 x 18 x 73"	6	HOSB-73-1836-6-22	74	120.93	HCSB-73-1836-6-22	105	167.27
36 x 24 x 73"	6	HOSB-73-2436-6-22	88	134.76	HCSB-73-2436-6-22	123	185.90
36 x 12 x 73"	7	HOSB-73-1236-7-22	69	114.23	HCSB-73-1236-7-22	94	153.46
36 x 18 x 73"	7	HOSB-73-1836-7-22	83	134.03	HCSB-73-1836-7-22	114	180.36
36 x 24 x 73"	7	HOSB-73-2436-7-22	99	149.89	HCSB-73-2436-7-22	134	201.03

HEAVY DUTY 20 GA.

36 x 12 x 73"	5	HOSB-73-1236-5-20	62	102.76	HCSB-73-1236-5-20	87	141.98
36 x 18 x 73"	5	HOSB-73-1836-5-20	74	120.90	HCSB-73-1836-5-20	105	167.22
36 x 24 x 73"	5	HOSB-73-2436-5-20	88	134.44	HCSB-73-2436-5-20	123	185.58
36 x 12 x 73"	6	HOSB-73-1236-6-20	69	114.66	HCSB-73-1236-6-20	95	154.01
36 x 18 x 73"	6	HOSB-73-1836-6-20	84	136.45	HCSB-73-1836-6-20	115	182.84
36 x 24 x 73"	6	HOSB-73-2436-6-20	100	152.39	HCSB-73-2436-6-20	135	203.53
36 x 12 x 73"	7	HOSB-73-1236-7-20	77	126.69	HCSB-73-1236-7-20	102	165.92
36 x 18 x 73"	7	HOSB-73-1836-7-20	94	152.11	HCSB-73-1836-7-20	125	198.45
36 x 24 x 73"	7	HOSB-73-2436-7-20	113	170.46	HCSB-73-2436-7-20	148	221.60

Size W x D x H	Med. Duty 22 Ga.	Hvy. Duty 20 Ga.
36 x 12 x 73"	600	850
36 x 18 x 73"	600	850
36 x 24 x 73"	550	850

STORAGE & SLOTTED ANGLE

Rivet-Rak™ Steel Shelving

- Features unobstructed access from all sides for easy stocking and retrieval.
- Fast, efficient assembly.

Rugged and sturdy Rivet-Rak™ Steel Shelving is perfect for medium to heavy loads in the warehouse, plant or office. Features double rivet beam top and bottom and uses single rivet beams for maximum vertical space on intermediate levels. Shelves easily adjust on 1½" centers. Double entry access as no diagonal brace is required. Boltless, clipless construction – assembles in minutes. Gray, baked-on enamel finish. FOB Shipping Point.

Planning Chart

Unit growth must be considered when designing a shelving layout. The actual outside dimensions of each unit is ½" greater than the nominal shelf size. Also a clearance of ¼" must be left between units.

Cap. Per Shelf (lbs.)	Size W x H	Depth	BULKMASTER				PARTICLE BOARD ONLY**		
			Beam Tie	Product No.	Wt. (lbs.)	Price Ea.	Product No.	Wt. (lbs.)	Price Ea.
773	48 x 84"	18"	-	H84-1848-4	61	\$89.24	HPB1848	17	\$5.67
1546	48 x 84"	18"	-	H84-1848-4T	70	107.04	HPB1848	17	5.67
773	48 x 84"	24"	-	H84-2448-4	65	92.55	HPB2448	22	7.56
1546	48 x 84"	24"	1	H84-2448-4T	76	112.23	HPB2448	22	7.56
773	48 x 84"	36"	-	H84-3648-4	72	100.41	HPB3648	33	11.34
1546	48 x 84"	36"	1	H84-3648-4T	87	123.28	HPB3648	33	11.34
773	48 x 84"	48"	-	H84-4848-4	80	110.00	HPB4848	44	15.12
1546	48 x 84"	48"	1	H84-4848-4T	99	138.07	HPB4848	44	15.12
618	60 x 84"	18"	-	H84-1860-4	69	97.22	HPB1860	21	7.83
1236	60 x 84"	18"	1	H84-1860-4T	78	115.02	HPB1860	21	7.83
618	60 x 84"	24"	-	H84-2460-4	73	100.53	HPB2460	27	9.45
1236	60 x 84"	24"	1	H84-2460-4T	84	120.21	HPB2460	27	9.45
618	60 x 84"	36"	-	H84-3660-4	80	108.39	HPB3660	41	14.17
1236	60 x 84"	36"	1	H84-3660-4T	95	131.24	HPB3660	41	14.17
618	60 x 84"	48"	-	H84-4860-4	88	117.97	HPB4860	54	18.90
1236	60 x 84"	48"	1	H84-4860-4T	107	146.04	HPB4860	54	18.90
515	72 x 84"	18"	-	H84-1872-4	77	106.01	HPB1872	25	8.50
1030	72 x 84"	18"	1	H84-1872-4T	86	123.81	HPB1872	25	8.50
515	72 x 84"	24"	-	H84-2472-4	81	109.32	HPB2472	33	12.51
1030	72 x 84"	24"	1	H84-2472-4T	92	129.00	HPB2472	33	12.51
515	72 x 84"	36"	-	H84-3672-4	88	117.17	HPB3672	49	18.77
1030	72 x 84"	36"	1	H84-3672-4T	103	140.03	HPB3672	49	18.77
515	72 x 84"	48"	-	H84-4872-4	96	126.76	HPB4872	65	25.03
1030	72 x 84"	48"	1	H84-4872-4T	115	154.83	HPB4872	65	25.03
386	96 x 84"	18"	-	H84-1896-4	92	123.94	*HPB1896	33	11.34
772	96 x 84"	18"	1	H84-1896-4T	116	166.13	*HPB1896	33	11.34
386	96 x 84"	24"	-	H84-2496-4	96	127.24	*HPB2496	44	15.12
772	96 x 84"	24"	1	H84-2496-4T	108	172.97	*HPB2496	44	15.12
386	96 x 84"	36"	-	H84-3696-4	104	135.22	*HPB3696	65	22.68
772	96 x 84"	36"	1	H84-3696-4T	144	192.39	*HPB3696	65	22.68
386	96 x 84"	48"	-	H84-4896-4	112	144.81	*HPB4896	87	30.23
772	96 x 84"	48"	1	H84-4896-4T	163	217.46	*HPB4896	87	30.23

*Particle board is shipped in 2 pieces to prevent damages. Two tie beams per level are required.

**Measures ½" in thickness.

Slotted Angle

- Use slotted angle to build just about anything.
- Rugged and strong angle delivers extra supporting strength.

Build everything with slotted angle – carts, ladders, benches, shelving, cases, racks, and more. An excellent framing system. Made of either 12 or 14 ga. roll-formed steel. Finished in Gray powder coat enamel. Each bundle of slotted angle includes 1 box (75 pieces) of ¼x¼" slotted angle hardware. FOB Shipping Point.

Slotted Angle Cutter

Cuts angle easily and efficiently. Red in color.

HSAC981 Wt. 14 (lbs.) Price Ea. \$499.63

Product No.	Size	No. Per Bundle	Wt. (lbs.)/Bundle	Price Ea.
HSA151510	1½ x 1½ x 10'	10	62	\$125.48
HSA151512	1½ x 1½ x 12'	10	74	150.60
HSA251510	2½ x 1½ x 10'	10	83	153.79
HSA251512	2½ x 1½ x 12'	10	94	183.76
HSA301510	3 x 1½ x 10'	10	122	225.01
HSA301512	3 x 1½ x 12'	10	143	269.94

FAST, EFFICIENT assembly.



Spacemaster

Bulkmaster

RIVET-RAK STEEL SHELVING




Size W x D x H	Cap. Shelf (lbs.)	No. Shelves	SPACEMASTER			PARTICLE BOARD ONLY*		
			Product No.	Wt. (lbs.)	Price Ea.	Product No.	Wt. (lbs.)	Price Ea.
36 x 12 x 84"	350	6	HRVR84-1236-6	54	\$80.50	HPB1236	9	\$3.13
36 x 18 x 84"	350	6	HRVR84-1836-6	58	85.66	HPB1836	13	4.27
36 x 24 x 84"	350	6	HRVR84-2436-6	63	89.20	HPB2436	17	5.67
36 x 36 x 84"	350	6	HRVR84-3636-6	72	98.39	HPB3636	25	8.50
48 x 12 x 84"	261	6	HRVR84-1248-6	62	88.52	HPB1248	11	4.16
48 x 18 x 84"	261	6	HRVR84-1848-6	66	93.68	HPB1848	17	5.67
48 x 24 x 84"	261	6	HRVR84-2448-6	71	97.22	HPB2448	22	7.56
48 x 36 x 84"	261	6	HRVR84-3648-6	80	106.40	HPB3648	33	11.34
36 x 12 x 84"	350	7	HRVR84-1236-7	59	87.52	HPB1236	9	3.13
36 x 18 x 84"	350	7	HRVR84-1836-7	64	93.60	HPB1836	13	4.27
36 x 24 x 84"	350	7	HRVR84-2436-7	70	97.64	HPB2436	17	5.67
36 x 36 x 84"	350	7	HRVR84-3636-7	79	107.98	HPB3636	25	8.50
48 x 12 x 84"	261	7	HRVR84-1248-7	68	96.34	HPB1248	11	4.16
48 x 18 x 84"	261	7	HRVR84-1848-7	73	102.43	HPB1848	17	5.67
48 x 24 x 84"	261	7	HRVR84-2448-7	79	106.47	HPB2448	22	7.56
48 x 36 x 84"	261	7	HRVR84-3648-7	88	116.81	HPB3648	33	11.34
36 x 12 x 84"	350	8	HRVR84-1236-8	64	94.53	HPB1236	9	3.13
36 x 18 x 84"	350	8	HRVR84-1836-8	69	101.42	HPB1836	13	4.27
36 x 24 x 84"	350	8	HRVR84-2436-8	76	105.97	HPB2436	17	5.67
36 x 36 x 84"	350	8	HRVR84-3636-8	87	117.69	HPB3636	25	8.50
48 x 12 x 84"	261	8	HRVR84-1248-8	74	104.15	HPB1248	11	4.16
48 x 18 x 84"	261	8	HRVR84-1848-8	79	111.05	HPB1848	17	5.67
48 x 24 x 84"	261	8	HRVR84-2448-8	86	115.60	HPB2448	22	7.56
48 x 36 x 84"	261	8	HRVR84-3648-8	97	127.33	HPB3648	33	11.34

*Measures ½" in thickness.

Plus applicable steel surcharge on entire page.



HSAC981



HSA151510

HSA251510

HSA301510

EDSAL STORAGE RACKS

Rivet-Lock Bulk Storage Racks

- Designed for instant assembly with maximum strength at low cost.
- Convenient access from all 4 sides for storing and unloading heavy, bulky items.

Sturdy roll-formed steel framing consisting of 14 ga. steel uprights, left to right beams and steel front to back beams providing maximum support. Shelves are adjustable on 1/8" increments. All units are 3 level with an overall height of 7'. Additional shelf levels available for added storage. Each additional level consist of 2-14 ga. left to right beams and 2 front to back beams. Optional particle board deck available to complete unit. Durable baked-on Gray enamel finish is phosphatized to resist rust and corrosion. FOB Shipping Point.



Assembles quick and easy with just a tap from a rubber mallet or hammer.

3 LEVEL W/O DECKING ADDITIONAL LEVEL PARTICLEBOARD

Size W x D	Cap. Per Level (lbs.)*	W/O DECKING			DECK ONLY					
		Product No.	Wt. (lbs.)	Price Ea.	Product No.	Wt. (lbs.)	Price Ea.			
48 x 24"	1200	HRL2400	62	\$131.44	HRL2420	11	\$27.86	HRLPB2448	20	\$16.73
48 x 36"	1200	HRL2403	68	142.59	HRL2421	13	31.51	HRLPB3648	29	25.01
48 x 48"	1200	HRL2406	74	152.69	HRL2422	14	34.80	HRLPB4848	39	33.31
60 x 24"	1000	HRL2450	72	145.90	HRL2470	13	31.21	HRLPB2460	25	20.89
60 x 36"	1000	HRL2451	78	156.96	HRL2471	14	34.33	HRLPB3660	37	31.36
60 x 48"	1000	HRL2452	84	166.90	HRL2472	15	37.47	HRLPB4860	49	41.83
72 x 24"	750	HRL2401	74	153.70	HRL2423	15	35.17	HRLPB2472	29	25.01
72 x 36"	750	HRL2404	80	164.89	HRL2424	17	38.84	HRLPB3672	44	37.54
72 x 48"	750	HRL2407	86	174.93	HRL2425	18	42.14	HRLPB4872	59	49.99
96 x 24"	600	HRL2402	86	175.43	HRL2426	19	43.11	HRLPB2496	39	32.96
96 x 36"	600	HRL2405	92	186.56	HRL2427	20	46.83	HRLPB3696	59	49.99
96 x 48"	600	HRL2408	98	196.63	HRL2428	22	50.13	HRLPB4896	78	67.26

*Capacities based on evenly distributed loads.

Heavy-Duty Z-Beam Storage Rack

- Engineered for HAND loading and unloading or difficult, bulky items, small parts and tools.
- Heavy-duty 14 ga. all welded upright frames are punched on 2" centers for maximum adjustability.

"Z" step beams are made of rugged 14 ga. steel for maximum weight carrying capacity. Sturdy, 12 ga. beam connectors with reinforced 3-prong lug connection has a wedge angle design to provide a secure, stable fit. 16 ga. tie bars provide support to minimize beam rotation under heavy loads. Basic Starter connects quick and easy to Rack End. Use only one Rack End between sections when expanding in continuous rows. Durable Light Gray color. FOB Shipping Point.

Additional Shelf Level...allows expansion for needed storage levels. Includes 1 pair of cross beams and 1 tie bar for 60"W., 2 tie bars for 72"W. and 3 tie bars for 96"W.

Ribbed Steel Deck...panels are strong, versatile and require no fasteners. Simply fit decking into 3/8" recess of cross beam.

Particleboard Deck...panels are 3/8" thick to combine strength and economy. Requires no fasteners -- simply fits into 3/8" recess of cross beam.



Basic Starter Includes:
1 Welded Frame
6 Beams and
6 Tie Bars



Complete each Basic Starter Unit with Rack End (required to complete unit)



Beam Capacities
5'W. = 4000 lbs./pr.
6'W. = 3500 lbs./pr.
8'W. = 2800 lbs./pr.
Based on evenly distributed loads.



Assemble securely in minutes -- no nuts or bolts needed.

Height	Size W x D	BASIC STARTER UNIT			RACK END			ADDITIONAL SHELF LEVEL			OPTIONAL STEEL DECK			OPTIONAL WOOD DECK		
		Product No.	Wt. (lbs.)	Price Ea.	Product No.	Wt. (lbs.)	Price Ea.	Product No.	Wt. (lbs.)	Price Ea.	Product No.	Wt. (lbs.)	Price Ea.	Product No.	Wt. (lbs.)	Price Ea.
6'	5 x 2'	HBW2000	92	\$288.16	HBW2003	23	\$70.31	HBWXL54-24	22	\$68.19	HBWD2460	23	\$37.50	HRLPB2460	25	\$20.89
6'	5 x 3'	HBW2004	98	303.36	HBW2007	25	76.67	HBWXL54-36	22	69.63	HBWD3660	35	55.69	HRLPB3660	37	31.36
6'	5 x 4'	HBW2008	105	318.31	HBW2011	27	80.44	HBWXL54-48	23	71.49	HBWD4860	46	72.96	HRLPB4860	49	41.83
6'	6 x 2'	HBW2001	104	305.56	HBW2003	23	70.31	HBWXL55-24	28	78.47	HBWD2472	28	44.09	HRLPB2472	29	25.01
6'	6 x 3'	HBW2005	111	320.80	HBW2007	25	76.67	HBWXL55-36	28	81.39	HBWD3672	42	65.49	HRLPB3672	44	37.54
6'	6 x 4'	HBW2009	117	335.74	HBW2011	27	80.44	HBWXL55-48	30	85.09	HBWD4872	55	85.87	HRLPB4872	59	49.99
6'	8 x 2'	HBW2002	122	338.07	HBW2003	23	70.31	HBWXL56-24	36	93.76	HBWD2496	37	58.20	HRLPB2496	39	32.96
6'	8 x 3'	HBW2006	129	353.27	HBW2007	25	76.67	HBWXL56-36	36	98.14	HBWD3696	55	85.46	HRLPB3696	59	49.99
6'	8 x 4'	HBW2010	135	368.21	HBW2011	27	80.44	HBWXL56-48	39	103.70	HBWD4896	72	112.00	HRLPB4896	78	67.26
8'	5 x 2'	HBW2012	101	309.47	HBW2015	32	91.66	HBWXL54-24	22	68.19	HBWD2460	23	37.50	HRLPB2460	25	20.89
8'	5 x 3'	HBW2016	110	326.09	HBW2019	36	99.43	HBWXL54-36	22	69.63	HBWD3660	35	55.69	HRLPB3660	37	31.36
8'	5 x 4'	HBW2020	117	342.91	HBW2023	39	105.01	HBWXL54-48	23	71.49	HBWD4860	46	72.96	HRLPB4860	49	41.83
8'	6 x 2'	HBW2013	113	326.89	HBW2015	32	91.66	HBWXL55-24	28	78.47	HBWD2472	28	44.09	HRLPB2472	29	25.01
8'	6 x 3'	HBW2017	122	343.51	HBW2019	36	99.43	HBWXL55-36	28	81.39	HBWD3672	42	65.49	HRLPB3672	44	37.54
8'	6 x 4'	HBW2021	129	360.33	HBW2023	39	105.01	HBWXL55-48	30	85.09	HBWD4872	55	85.87	HRLPB4872	59	49.99
8'	8 x 2'	HBW2014	131	359.41	HBW2015	32	91.66	HBWXL56-24	36	93.76	HBWD2496	37	58.20	HRLPB2496	39	32.96
8'	8 x 3'	HBW2018	140	376.01	HBW2019	36	99.43	HBWXL56-36	36	98.14	HBWD3696	55	85.46	HRLPB3696	59	49.99
8'	8 x 4'	HBW2022	147	392.81	HBW2023	39	105.01	HBWXL56-48	39	103.70	HBWD4896	72	112.00	HRLPB4896	78	67.26
10'	5 x 2'	HBW2024	107	322.56	HBW2027	38	104.76	HBWXL54-24	22	68.19	HBWD2460	23	37.50	HRLPB2460	25	20.89
10'	5 x 3'	HBW2028	116	340.61	HBW2031	42	113.94	HBWXL54-36	22	69.63	HBWD3660	35	55.69	HRLPB3660	37	31.36
10'	5 x 4'	HBW2032	123	356.17	HBW2035	45	118.31	HBWXL54-48	23	71.49	HBWD4860	46	72.96	HRLPB4860	49	41.83
10'	6 x 2'	HBW2025	119	339.99	HBW2027	38	104.76	HBWXL55-24	28	78.47	HBWD2472	28	44.09	HRLPB2472	29	25.01
10'	6 x 3'	HBW2029	128	358.06	HBW2031	42	113.94	HBWXL55-36	28	81.39	HBWD3672	42	65.49	HRLPB3672	44	37.54
10'	6 x 4'	HBW2033	135	373.63	HBW2035	45	118.31	HBWXL55-48	30	85.09	HBWD4872	55	85.87	HRLPB4872	59	49.99
10'	8 x 2'	HBW2026	137	372.47	HBW2027	38	104.76	HBWXL56-24	36	93.76	HBWD2496	37	58.20	HRLPB2496	39	32.96
10'	8 x 3'	HBW2030	146	390.53	HBW2031	42	113.94	HBWXL56-36	36	98.14	HBWD3696	55	85.46	HRLPB3696	59	49.99
10'	8 x 4'	HBW2034	153	406.11	HBW2035	45	118.31	HBWXL56-48	39	103.70	HBWD4896	72	112.00	HRLPB4896	78	67.26

POWER RIVET® BOLTLESS STORAGE SHELVING

IMPORTANT: MANY MUNICIPALITIES ENFORCE FIRE CODES THAT REQUIRE 50% OPEN SHELF AREA.

POWER Record Archive Shelving

- Convenient, economical bulk storage for record retention.
- Units to 23' tall available with catwalks. Call for pricing.
- 50% open wire decks available.
- Assembles securely in minutes - no nuts or bolts needed.

Rugged boltless construction provides for a cost efficient storage system. Rigid connections provide solid support for decking. 69" wide shelves with particle board will support 1,000 lbs. 42" wide shelves with particle board will support 600 lbs. based on UDL. Please call for weight capacities when using wire deck. Shelves adjust on 1/2" centers. Super strong posts are one piece construction. Available with solid particle board or 50% open wire decks. FOB Shipping Point.



HRAS693007
With Wire Deck Option
(Boxes not included.)

RECORD ARCHIVE SHELVING UNIT

Size W x D x H	No. Levels	Product No.	FRAMEWORK ONLY		With Optional Shelf Decks			
			Wt. (lbs.)	Price Ea.	5/8" Particle Bd. Add (Suffix PB) Wt. (lbs.)	Price Ea.	Wire Decks Add (Suffix WD) Wt. (lbs.)	Price Ea.
42" x 30" x 5'	3	HRAS423005	41	\$64.95	106	\$99.75	80	\$107.55
69" x 30" x 5'	3	HRAS693005	63	92.65	170	149.65	120	168.75
42" x 30" x 7'	4	HRAS423007	61	86.75	150	133.25	106	135.75
69" x 30" x 7'	4	HRAS693007	92	116.65	237	188.25	164	212.25
69" x 30" x 9'	5	HRAS693009	116	149.95	297	240.35	205	270.25
69" x 30" x 11**	6	HRAS693011	148	188.85	366	299.15	256	335.05

*Indicates Heavy Duty Angle Uprights Post
Note: 13' and 15' tall units are available. Please call for pricing.

POWER Wide Span Bulk Racks

- Boltless bulk shelving is a low cost solution to your storage needs.
- Assembles securely in minutes - no nuts or bolts needed.

Engineered for greater shelf loads, thanks to heavy gauge steel construction. Beams adjust on 1/2" centers. Wide shelves are rated at 550 lbs. for 4 ft. wide shelves, 600 lbs. for 6 ft. wide shelves per shelf level, evenly distributed. 8 ft. wide shelves are rated at 600 lbs. per shelf level, evenly distributed. One center support is included per pair of 72" and 96" wide beams. Capacities are based on use with particle board. Call for capacities using wire decking. Higher capacity beam styles, and taller units with additional storage levels are available -- call for details. Gray baked enamel finish. FOB Shipping Point.

- 3 variations to choose from:
- Units without decking (purchase decking locally).
 - Units with particle board decking.
 - Units with 50% open wire decking (for fire codes).



Basic Three Shelf Unit - 7' Tall
Framework, PB or Wire Decking

Size W x D x H	No. Levels	Product No.	FRAMEWORK ONLY		5/8" Particle Bd. Add (Suffix PB)		Wire Decks Add (Suffix WD)		Additional Shelves Without Decking		
			Wt. (lbs.)	Price Ea.	Wt. (lbs.)	Price Ea.	Wt. (lbs.)	Price Ea.	Product No.	Wt. (lbs.)	Price Ea.
48" x 24" x 7'	3	HA482407	52	\$64.80	112	\$92.35	84	\$99.90	HA4824SO	11	\$10.80
48" x 36" x 7'	3	HA483607	56	81.80	147	122.70	101	129.30	HA4836SO	12	12.80
48" x 48" x 7'	3	HA484807	60	89.80	181	142.35	119	158.25	HA4848SO	14	14.80
72" x 24" x 7'	3	HA722407	70	88.80	161	129.15	118	141.35	HA7224SO	17	16.80
72" x 36" x 7'	3	HA723607	80	97.80	216	155.45	170	202.40	HA7236SO	20	18.80
72" x 48" x 7'	3	HA724807	86	110.80	268	186.68	203	211.35	HA7248SO	24	21.80
96" x 24" x 7'	3	HA962407	82	102.80	203	155.00	146	173.05	HA9624SO	21	19.80
96" x 36" x 7'	3	HA963607	92	109.80	273	188.85	206	210.25	HA9636SO	24	22.80
96" x 48" x 7'	3	HA964807	98	117.80	341	211.35	245	305.70	HA9648SO	26	25.80

All 36" and 48"D. wire decks are furnished with center support (included in price). 96"W. units are provided with two 48"W. wire decks.



POWER Space-Saving Shelving

- Shipped ready to install no guesswork or cutting.
- Assembles securely in minutes - no nuts or bolts needed.

This rivet rack shelving is a safe and effective way to meet a broad range of storage requirements with one economical system. Rugged components require no special clips, fasteners or tools -- simply snap together to lock in place. Strong sturdy steel units allow stored materials to be accessed from all four sides. Choose units with or without particle board decking. 36" wide intermediate shelves are rated at 350 lbs. and 48" intermediate shelves are rated at 250 lbs. evenly distributed. Top and bottom shelves of all units are rated at 550 lbs. evenly distributed if particle board is used. Gray enamel finish. FOB Shipping Point.

Size W x D x H	No. Levels	Product No.	FRAMEWORK ONLY		5/8" Particle Bd. Add (Suffix PB)		Flat Wire Decks Add (Suffix WD)	
			Wt. (lbs.)	Price Ea.	Wt. (lbs.)	Price Ea.	Wt. (lbs.)	Price Ea.
36" x 12" x 7'	5	HS361207-5	41	\$56.80	79	\$76.30	64	\$110.55
36" x 18" x 7'	5	HS361807-5	42	58.80	99	87.25	80	116.65
36" x 24" x 7'	5	HS362407-5	44	60.80	119	98.15	87	122.75
48" x 12" x 7'	5	HS481207-5	47	63.80	97	89.20	79	124.10
48" x 18" x 7'	5	HS481807-5	48	65.80	124	102.95	92	127.15
48" x 24" x 7'	5	HS482407-5	49	67.80	150	116.60	106	123.25

HEAVY DUTY BOLTLESS SHELVING



200B Complete 3 Shelf Unit



200B Bulk storage shelving offers a low cost way to store heavy and/or bulky items. Boltless design provides for easy assembly without nuts, bolts or shelf clips. No cross braces are necessary which makes these units accessible from all four sides. Available in a variety of sizes and capacities to meet your specific requirements. Steel color: Powder coat gray. FOB Shipping Point.

- Shelves adjust on 1/2" centers.
- No nuts, bolts or shelf clips required for assembly.
- Available height's ranging from 3' to 12'.

1/2" Particle Board Decking



200A Complete 5 Shelf Unit



200A heavy duty low profile shelving is constructed using industrial strength steel and features easy to assemble boltless design. Double rivet beams at top and bottom of unit form a rigid structure without the use of troublesome crossbars. Units are accessible from all four sides. Steel color: Powder coated gray. FOB Shipping Point.

1/2" Laminated Board Decking



Size W x D	Shelf Cap. (lbs.)	200B SHELVING 7' UNIT w/PARTICLE BOARD			EXTRA SHELF w/PARTICLE BOARD			7' UNIT w/LAMINATE BOARD			EXTRA SHELF w/LAMINATE BOARD		
		Product No.	Wt. (lbs.)	Price Ea.	Product No.	Wt. (lbs.)	Price Ea.	Product No.	Wt. (lbs.)	Price Ea.	Product No.	Wt. (lbs.)	Price Ea.
48 x 18"	900	H2B3-4818-84W	73	\$73.05	H2BX1-4818-W	20	\$15.80	H2B3-4818-84L	73	\$87.24	H2BX1-4818-L	20	\$20.54
48 x 24"	900	H2B3-4824-84W	87	80.17	H2BX1-4824-W	24	18.18	H2B3-4824-84L	87	99.11	H2BX1-4824-L	24	24.49
48 x 36"	900	H2B3-4836-84WH	119	105.73	H2BX1-4836-WH	35	26.70	H2B3-4836-84LH	120	134.11	H2BX1-4836-LH	35	32.68
48 x 48"	900	H2B3-4848-84WH	150	123.51	H2BX1-4848-WH	45	32.63	H2B3-4848-84LH	150	161.37	H2BX1-4848-LH	45	45.25
60 x 18"	650	H2B3-6018-84W	90	85.10	H2BX1-6018-W	25	19.82	H2B3-6018-84L	90	102.91	H2BX1-6018-L	25	25.76
60 x 18"	1,100	H2B3-6018-84WH	93	92.05	H2BX1-6018-WH	26	22.14	H2B3-6018-84LH	93	109.85	H2BX1-6018-LH	26	19.82
60 x 24"	650	H2B3-6024-84W	107	93.48	H2BX1-6024-W	31	22.62	H2B3-6024-84L	107	117.14	H2BX1-6024-L	31	30.50
60 x 24"	1,100	H2B3-6024-84WH	110	101.81	H2BX1-6024-WH	32	25.40	H2B3-6024-84LH	111	125.48	H2BX1-6024-LH	32	33.28
60 x 36"	650	H2B3-6036-84W	140	110.92	H2BX1-6036-W	42	28.43	H2B3-6036-84L	140	146.44	H2BX1-6036-L	42	40.27
60 x 36"	1,100	H2B3-6036-84WH	146	121.36	H2BX1-6036-WH	44	31.91	H2B3-6036-84LH	146	156.87	H2BX1-6036-LH	44	43.75
60 x 48"	650	H2B3-6048-84W	175	128.11	H2BX1-6048-W	53	34.16	H2B3-6048-84L	175	175.43	H2BX1-6048-L	53	49.93
60 x 48"	1,100	H2B3-6048-84WH	182	141.52	H2BX1-6048-WH	56	38.63	H2B3-6048-84LH	182	188.85	H2BX1-6048-LH	56	54.41
72 x 18"	900	H2B3-7218-84WH	106	101.44	H2BX1-7218-WH	31	25.27	H2B3-7218-84LH	106	122.72	H2BX1-7218-LH	31	32.36
72 x 18"	1,100	H2B3-7218-84WHC	111	113.27	H2BX1-7218-WHC	32	29.21	H2B3-7218-84LHC	111	134.55	H2BX1-7218-LHC	32	36.31
72 x 24"	900	H2B3-7224-84WH	127	112.32	H2BX1-7224-WH	37	28.90	H2B3-7224-84LH	127	140.71	H2BX1-7224-LH	37	38.36
72 x 24"	1,100	H2B3-7224-84WHC	132	124.15	H2BX1-7224-WHC	39	32.84	H2B3-7224-84LHC	132	152.54	H2BX1-7224-LHC	39	42.31
72 x 36"	900	H2B3-7236-84WH	167	134.23	H2BX1-7236-WH	51	36.20	H2B3-7236-84LH	167	176.83	H2BX1-7236-LH	51	50.40
72 x 36"	1,100	H2B3-7236-84WHC	173	146.06	H2BX1-7236-WHC	53	40.15	H2B3-7236-84LHC	173	188.66	H2BX1-7236-LHC	53	54.34
72 x 48"	900	H2B3-7248-84WH	210	156.74	H2BX1-7248-WH	65	43.70	H2B3-7248-84LH	210	213.53	H2BX1-7248-LH	65	62.63
72 x 48"	1,100	H2B3-7248-84WHC	215	168.57	H2BX1-7248-WHC	67	47.65	H2B3-7248-84LHC	215	225.37	H2BX1-7248-LHC	67	66.58
96 x 18"	500	H2B3-9618-84WH	141	120.56	H2BX1-9618-WH	42	31.64	H2B3-9618-84LH	141	148.95	H2BX1-9618-LH	42	41.11
96 x 18"	900	H2B3-9618-84WHC	208	136.82	H2BX1-9618-WHC	62	37.06	H2B3-9618-84LHC	208	165.20	H2BX1-9618-LHC	62	46.52
96 x 24"	500	H2B3-9624-84WH	168	133.81	H2BX1-9624-WH	51	36.06	H2B3-9624-84LH	168	171.67	H2BX1-9624-LH	51	48.68
96 x 24"	900	H2B3-9624-84WHC	245	150.07	H2BX1-9624-WHC	75	41.48	H2B3-9624-84LHC	245	187.92	H2BX1-9624-LHC	75	54.10
96 x 36"	500	H2B3-9636-84WH	221	160.44	H2BX1-9636-WH	69	44.94	H2B3-9636-84LH	221	217.24	H2BX1-9636-LH	69	63.87
96 x 36"	900	H2B3-9636-84WHC	318	176.69	H2BX1-9636-WHC	99	50.36	H2B3-9636-84LHC	318	233.49	H2BX1-9636-LHC	99	69.29
96 x 48"	500	H2B3-9648-84WH	275	187.66	H2BX1-9648-WH	87	54.01	H2B3-9648-84LH	275	263.39	H2BX1-9648-LH	87	79.25
96 x 48"	900	H2B3-9648-84WHC	393	203.91	H2BX1-9648-WHC	124	59.43	H2B3-9648-84LHC	393	279.64	H2BX1-9648-LHC	124	84.67

Size W x D	Shelf Cap. (lbs.)	200A SHELVING 7' UNIT w/PARTICLE BOARD			EXTRA SHELF w/PARTICLE BOARD			7' UNIT w/LAMINATE BOARD			EXTRA SHELF w/LAMINATE BOARD		
		Product No.	Wt. (lbs.)	Price Ea.	Product No.	Wt. (lbs.)	Price Ea.	Product No.	Wt. (lbs.)	Price Ea.	Product No.	Wt. (lbs.)	Price Ea.
36 x 12"	300	H2A5-3612-84W	63	\$66.31	H2AX1-3612-W	9	\$6.33	H2A5-3612-84L	63	\$78.12	H2AX1-3612-L	9	\$8.69
36 x 18"	300	H2A5-3618-84W	80	73.84	H2AX1-3618-W	12	7.51	H2A5-3618-84L	80	91.57	H2AX1-3618-L	12	11.06
36 x 24"	300	H2A5-3624-84W	96	81.34	H2AX1-3624-W	15	8.69	H2A5-3624-84L	96	104.99	H2AX1-3624-L	15	13.42
48 x 12"	225	H2A5-4812-84W	82	76.77	H2AX1-4812-W	12	8.10	H2A5-4812-84L	82	92.52	H2AX1-4812-L	12	11.25
48 x 18"	225	H2A5-4818-84W	100	86.26	H2AX1-4818-W	15	9.67	H2A5-4818-84L	100	109.91	H2AX1-4818-L	15	14.40
48 x 24"	225	H2A5-4824-84W	121	95.71	H2AX1-4824-W	19	11.24	H2A5-4824-84L	121	127.27	H2AX1-4824-L	19	17.55
48 x 36"	225	H2A5-4836-84W	163	127.15	H2AX1-4836-W	27	18.36	H2A5-4836-84L	163	174.46	H2AX1-4836-L	27	27.82
60 x 12"	150	H2A5-6012-84W	108	104.88	H2AX1-6012-W	18	15.04	H2A5-6012-84L	108	124.60	H2AX1-6012-L	18	18.99
60 x 18"	150	H2A5-6018-84W	134	116.26	H2AX1-6018-W	23	16.99	H2A5-6018-84L	134	145.93	H2AX1-6018-L	23	22.93
60 x 24"	150	H2A5-6024-84W	160	127.79	H2AX1-6024-W	28	18.98	H2A5-6024-84L	160	167.23	H2AX1-6024-L	28	26.86
60 x 36"	150	H2A5-6036-84W	212	163.10	H2AX1-6036-W	38	26.87	H2A5-6036-84L	212	222.29	H2AX1-6036-L	38	38.71

HEAVY DUTY BOLTLESS SHELVING




Components



Upright Posts

- 14 gauge steel construction.


Height	Product No.	Wt. (lbs.)	Price Ea.
REGULAR DUTY 1 1/2" x 1 1/2"			
2 1/2'	H200-P2.5	2	\$2.29
3'	H200-P3	2	2.74
4'	H200-P4	3	3.67
5'	H200-P5	4	4.58
6'	H200-P6	4	5.50
7'	H200-P7	6	6.41
8'	H200-P8	6	7.33
9'	H200-P9	7	8.24
10'	H200-P10	8	9.16
12'	H200-P12	9	10.99
HEAVY DUTY 1 3/4" x 1 1/2"			
7'	H200-PH7	8	7.69
8'	H200-PH8	9	8.79
10'	H200-PH10	11	10.99
12'	H200-PH12	13	13.21
15'	H200-PH15	14	16.76



Single Rivet Beams

- 1" Height


Length	Product No.	Wt. (lbs.)	Price Ea.
REGULAR DUTY - 14 GAUGE STEEL			
12"	H200-SR12	1	\$0.78
18"	H200-SR18	1	1.13
24"	H200-SR24	1	1.39
30"	H200-SR30	2	1.80
36"	H200-SR36	2	1.99
42"	H200-SR42	2	2.34
48"	H200-SR48	2	2.48
HEAVY DUTY - 11 GAUGE STEEL			
36"	H200-SRH36	3	3.50
48"	H200-SRH48	5	4.60
60"	H200-SRH60	6	5.56



Double Rivet Beams

- 16 gauge steel (12" - 48" beams)
- 14 gauge steel (60" - 96" beams)
- 2 3/4" Height


Length	Product No.	Wt. (lbs.)	Price Ea.
12"	H200-DR12	1	\$1.24
15"	H200-DR15	1	1.42
18"	H200-DR18	1	1.65
24"	H200-DR24	2	2.05
30"	H200-DR30	2	2.53
36"	H200-DR36	3	3.00
42"	H200-DR42	3	3.44
48"	H200-DR48	4	3.89
60"	H200-DR60	6	5.32
69"	H200-DR69	6	6.29
72"	H200-DR72	7	7.24
84"	H200-DR84	8	6.39
96"	H200-DR96	9	8.30



Double Rivet Channel Beams

- 2 3/4" Height


Length	Product No.	Wt. (lbs.)	Price Ea.
REGULAR DUTY - 14 GAUGE STEEL			
72"	H200-DC72	8	\$8.26
96"	H200-DC96	11	11.00
HEAVY DUTY - 11 GAUGE STEEL			
72"	H200-DCH72	13	11.95
96"	H200-DCH96	18	16.07



Double Rivet Z-Beams

- 16 gauge steel (12" - 48" beams)
- 2 3/4" Height

Length	Product No.	Wt. (lbs.)	Price Ea.
12"	H200-DRZ12	1	\$1.00
18"	H200-DRZ18	1	1.28
24"	H200-DRZ24	1	1.67
36"	H200-DRZ36	2	2.47
48"	H200-DRZ48	3	3.05



Shelf Deck Supports

- 16 gauge steel
- 2 1/2" Height

Length	Product No.	Wt. (lbs.)	Price Ea.
STANDARD DUTY			
12"	H200-SDS12	1	\$2.14
15"	H200-SDS15	1	2.23
18"	H200-SDS18	2	2.31
24"	H200-SDS24	2	2.78
30"	H200-SDS30	3	3.07
36"	H200-SDS36	4	3.48
48"	H200-SDS48	6	4.48
HEAVY DUTY			
18"	H200-SDSHD18	2	\$3.06
24"	H200-SDSHD24	2	3.70
36"	H200-SDSHD36	4	4.64
48"	H200-SDSHD48	4	5.89

Board Decking for Boltless Shelving

Provides a strong and durable shelf surface. 1/2" particale board decking is recommended for standard to light-duty applications.

3/4" decking is ideal for heavy duty applications. Decking provides smooth worksurface and enhances the appearance of shelving, FOB Shipping Point.

Particle Board Decking



Laminated Board Decking



Size W x D	1/2" PARTICLE BOARD			3/4" PARTICLE BOARD			1/2" LAMINATED BOARD			3/4" LAMINATED BOARD		
	Product No.	Wt. (lbs.)	Price Ea.	Product No.	Wt. (lbs.)	Price Ea.	Product No.	Wt. (lbs.)	Price Ea.	Product No.	Wt. (lbs.)	Price Ea.
36 x 12"	H240-013612	9	\$2.36	H240-023612	12	\$3.29	H240-033612	9	\$4.73	H240-083612	12	\$5.67
36 x 18"	H240-013618	13	3.54	H240-023618	18	4.95	H240-033618	13	7.09	H240-083618	18	8.51
36 x 24"	H240-013624	17	4.72	H240-023624	24	6.61	H240-033624	17	9.45	H240-083624	24	11.34
36 x 36"	H240-013636	26	7.08	H240-023636	36	9.91	H240-033636	26	14.18	H240-083636	36	17.01
42 x 18"	H240-014218	17	4.13	H240-024218	24	5.78	H240-034218	17	8.27	H240-084218	24	9.92
42 x 24"	H240-014224	23	5.51	H240-024224	32	7.70	H240-034224	23	11.03	H240-084224	32	13.23
48 x 12"	H240-014812	11	3.15	H240-024812	16	4.40	H240-034812	11	6.30	H240-084812	16	7.56
48 x 18"	H240-014818	17	4.72	H240-024818	24	6.61	H240-034818	17	9.45	H240-084818	24	11.34
48 x 24"	H240-014824	23	6.29	H240-024824	32	8.80	H240-034824	23	12.60	H240-084824	32	15.12
48 x 30"	H240-014830	28	7.86	H240-024830	40	11.00	H240-034830	28	15.75	H240-084830	40	18.90
48 x 36"	H240-014836	34	9.44	H240-024836	49	13.21	H240-034836	34	18.90	H240-084836	49	22.68
48 x 48"	H240-014848	45	12.58	H240-024848	65	17.62	H240-034848	45	25.20	H240-084848	65	30.24
60 x 12"	H240-016012	14	3.93	H240-026012	20	5.50	H240-036012	14	7.88	H240-086012	20	9.45
60 x 18"	H240-016018	21	5.88	H240-026018	30	8.26	H240-036018	21	11.81	H240-086018	30	14.18
60 x 24"	H240-016024	28	7.86	H240-026024	40	11.00	H240-036024	28	15.75	H240-086024	40	18.90
60 x 30"	H240-016030	35	9.83	H240-026030	51	13.76	H240-036030	35	19.69	H240-086030	51	23.63
60 x 36"	H240-016036	43	11.79	H240-026036	61	16.51	H240-036036	43	23.63	H240-086036	61	28.35
60 x 48"	H240-016048	57	15.73	H240-026048	81	22.02	H240-036048	57	31.50	H240-086048	81	37.80
72 x 12"	H240-017212	17	4.72	H240-027212	24	6.61	H240-037212	17	9.45	H240-087212	24	11.34
72 x 18"	H240-017218	26	7.08	H240-027218	36	9.91	H240-037218	26	14.18	H240-087218	36	17.01
72 x 24"	H240-017224	34	9.44	H240-027224	49	13.21	H240-037224	34	18.90	H240-087224	49	22.68
72 x 30"	H240-017230	43	11.79	H240-027230	61	16.51	H240-037230	43	23.63	H240-087230	61	28.35
72 x 36"	H240-017236	51	14.15	H240-027236	73	19.81	H240-037236	51	28.35	H240-087236	73	34.02
72 x 48"	H240-017248	68	18.87	H240-027248	100	26.42	H240-037248	68	37.80	H240-087248	100	45.36
96 x 12"	H240-019612	23	6.29	H240-029612	28	8.80	H240-039612	23	12.60	H240-089612	28	15.12
96 x 18"	H240-019618	34	9.44	H240-029618	42	13.21	H240-039618	34	18.90	H240-089618	42	22.68
96 x 24"	H240-019624	45	12.58	H240-029624	57	17.62	H240-039624	45	25.20	H240-089624	57	30.24
96 x 30"	H240-019630	57	15.73	H240-029630	81	22.02	H240-039630	57	31.50	H240-089630	81	37.80
96 x 36"	H240-019636	68	18.87	H240-029636	97	26.42	H240-039636	68	37.80	H240-089636	97	45.36
96 x 48"	H240-019648	91	25.16	H240-029648	130	35.23	H240-039648	91	50.40	H240-089648	130	60.48

FASTRAK™ BULK STORAGE RACK



FastRak™ Bulk Storage Rack

Save time and money with this heavy duty bulk storage rack. Featuring a heavy duty upright that can be "knocked down" for easier shipment as well as having the advantage of component replacement in case of damage. FastRak™ is ideal for storing bulky and/or heavy items with the unique ability to store items directly on the floor because it does not require a shelf at the bottom. Priced as 2 shelf units complete with wire particle board or wire mesh decking. All units include our heavy duty 3" step beams. Foot plates sold separately. FOB Shipping Point.

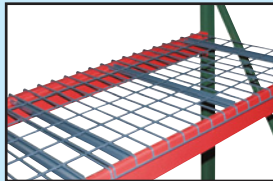


Particle Board Decking



• 3/4" thick.

Wire Mesh Decking

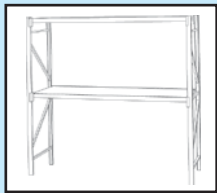


• 5 gauge.
• 2" x 4" openings.

2 Shelf Unit With 3/4" Particle Board Decking

Size D x W	Shelf Cap.	6' HIGH UNITS			8' HIGH UNITS			10' HIGH UNITS			EXTRA SHELVES		
		Product No.	Wt. (lbs.)	Price Ea.	Product No.	Wt. (lbs.)	Price Ea.	Product No.	Wt. (lbs.)	Price Ea.	Product No.	Wt. (lbs.)	Price Ea.
2 SHELF STARTER UNITS													
18 x 48"	2,000	HKS3-4818072W	108	\$110.93	HKS3-4818096W	122	\$122.99	HKS3-4818120W	133	\$139.34	HKX3-4818W	33	\$28.58
18 x 72"	1,800	HKS3-7218072W	139	137.28	HKS3-7218096W	154	149.33	HKS3-7218120W	165	165.69	HKX3-7218W	49	41.75
18 x 96"	1,600	HKS3-9618072W	171	163.70	HKS3-9618096W	185	175.76	HKS3-9618120W	196	192.11	HKX3-9618W	64	54.97
24 x 48"	2,000	HKS3-4824072W	128	126.57	HKS3-4824096W	142	138.58	HKS3-4824120W	154	154.85	HKX3-4824W	42	34.66
24 x 72"	1,800	HKS3-7224072W	168	159.02	HKS3-7224096W	182	171.03	HKS3-7224120W	194	187.31	HKX3-7224W	62	50.89
24 x 96"	1,600	HKS3-9624072W	207	191.52	HKS3-9624096W	222	203.53	HKS3-9624120W	234	219.81	HKX3-9624W	81	67.13
36 x 48"	2,000	HKS3-4836072W	161	150.18	HKS3-4836096W	174	162.19	HKS3-4836120W	184	165.93	HKX3-4836W	54	40.99
36 x 72"	1,800	HKS3-7236072W	214	188.95	HKS3-7236096W	227	200.96	HKS3-7236120W	247	218.77	HKX3-7236W	81	60.38
36 x 96"	1,600	HKS3-9636072W	266	227.77	HKS3-9636096W	280	239.78	HKS3-9636120W	296	251.78	HKX3-9636W	107	79.79
48 x 48"	2,000	HKS3-4848072W	196	173.63	HKS3-4848096W	209	185.65	HKS3-4848120W	228	197.66	HKX3-4848W	68	47.25
48 x 72"	1,800	HKS3-7248072W	263	218.65	HKS3-7248096W	276	230.67	HKS3-7248120W	295	242.68	HKX3-7248W	102	69.76
48 x 96"	1,600	HKS3-9648072W	329	263.73	HKS3-9648096W	342	275.75	HKS3-9648120W	361	287.76	HKX3-9648W	135	92.30
2 SHELF ADD-ON UNITS													
18 x 48"	2,000	HKT3-4818072W	87	\$84.05	HKT3-4818096W	94	\$90.08	HKT3-4818120W	100	\$98.26	HKX3-4818W	33	\$28.58
18 x 72"	1,800	HKT3-7218072W	118	110.39	HKT3-7218096W	126	116.42	HKT3-7218120W	131	124.60	HKX3-7218W	49	41.75
18 x 96"	1,600	HKT3-9618072W	157	136.82	HKT3-9618096W	164	142.85	HKT3-9618120W	171	151.03	HKX3-9618W	64	54.97
24 x 48"	2,000	HKT3-4824072W	105	97.94	HKT3-4824096W	112	103.94	HKT3-4824120W	119	112.09	HKX3-4824W	42	34.66
24 x 72"	1,800	HKT3-7224072W	145	130.40	HKT3-7224096W	153	136.40	HKT3-7224120W	159	144.54	HKX3-7224W	62	50.89
24 x 96"	1,600	HKT3-9624072W	185	162.89	HKT3-9624096W	192	168.89	HKT3-9624120W	198	177.04	HKX3-9624W	81	67.13
36 x 48"	2,000	HKT3-4836072W	135	116.08	HKT3-4836096W	141	122.09	HKT3-4836120W	149	128.09	HKX3-4836W	54	40.99
36 x 72"	1,800	HKT3-7236072W	188	154.85	HKT3-7236096W	194	160.86	HKT3-7236120W	207	172.67	HKX3-7236W	81	60.38
36 x 96"	1,600	HKT3-9636072W	240	193.67	HKT3-9636096W	247	199.68	HKT3-9636120W	255	205.68	HKX3-9636W	107	79.79
48 x 48"	2,000	HKT3-4848072W	166	134.06	HKT3-4848096W	173	140.08	HKT3-4848120W	182	146.08	HKX3-4848W	68	47.25
48 x 72"	1,800	HKT3-7248072W	233	179.08	HKT3-7248096W	240	185.09	HKT3-7248120W	249	191.10	HKX3-7248W	102	69.76
48 x 96"	1,600	HKT3-9648072W	300	224.17	HKT3-9648096W	306	230.18	HKT3-9648120W	316	236.18	HKX3-9648W	135	92.30

Starter Units



Add-on Units



2 Shelf Unit With Wire Mesh Decking

Size D x W	Shelf Cap.	6' HIGH UNITS			8' HIGH UNITS			10' HIGH UNITS			EXTRA SHELVES		
		Product No.	Wt. (lbs.)	Price Ea.	Product No.	Wt. (lbs.)	Price Ea.	Product No.	Wt. (lbs.)	Price Ea.	Product No.	Wt. (lbs.)	Price Ea.
2 SHELF STARTER UNITS													
18 x 48"	2,000	HKS3-4818072M	90	\$130.19	HKS3-4818096M	104	\$142.25	HKS3-4818120M	115	\$158.61	HKX3-4818M	24	\$38.21
18 x 72"	1,800	HKS3-7218072M	116	177.85	HKS3-7218096M	130	189.91	HKS3-7218120M	141	206.26	HKX3-7218M	37	62.04
18 x 96"	1,600	HKS3-9618072M	135	202.24	HKS3-9618096M	149	214.30	HKS3-9618120M	160	230.66	HKX3-9618M	46	74.24
24 x 48"	2,000	HKS3-4824072M	98	136.70	HKS3-4824096M	112	148.70	HKS3-4824120M	124	164.98	HKX3-4824M	27	39.72
24 x 72"	1,800	HKS3-7224072M	127	186.53	HKS3-7224096M	141	198.54	HKS3-7224120M	154	214.82	HKX3-7224M	49	64.64
24 x 96"	1,600	HKS3-9624072M	147	211.76	HKS3-9624096M	162	223.76	HKS3-9624120M	174	240.04	HKX3-9624M	51	77.25
36 x 48"	2,000	HKS3-4836072M	115	153.68	HKS3-4836096M	129	165.69	HKS3-4836120M	145	177.70	HKX3-4836M	32	42.74
36 x 72"	1,800	HKS3-7236072M	147	208.00	HKS3-7236096M	160	220.01	HKS3-7236120M	176	232.01	HKX3-7236M	47	69.91
36 x 96"	1,600	HKS3-9636072M	175	234.79	HKS3-9636096M	188	246.80	HKS3-9636120M	204	258.80	HKX3-9636M	61	83.30
48 x 48"	2,000	HKS3-4848072M	129	170.95	HKS3-4848096M	143	182.96	HKS3-4848120M	161	194.97	HKX3-4848M	35	45.91
48 x 72"	1,800	HKS3-7248072M	172	228.11	HKS3-7248096M	185	240.13	HKS3-7248120M	204	252.14	HKX3-7248M	56	74.49
48 x 96"	1,600	HKS3-9648072M	196	258.38	HKS3-9648096M	209	270.40	HKS3-9648120M	228	282.40	HKX3-9648M	68	89.62
2 SHELF ADD-ON UNITS													
18 x 48"	2,000	HKT3-4818072M	69	\$103.31	HKT3-4818096M	76	\$109.34	HKT3-4818120M	82	\$117.52	HKX3-4818M	24	\$38.21
18 x 72"	1,800	HKT3-7218072M	95	150.97	HKT3-7218096M	102	157.00	HKT3-7218120M	107	165.17	HKX3-7218M	37	62.04
18 x 96"	1,600	HKT3-9618072M	121	175.36	HKT3-9618096M	128	181.39	HKT3-9618120M	134	189.57	HKX3-9618M	46	74.24
24 x 48"	2,000	HKT3-4824072M	75	108.07	HKT3-4824096M	82	114.07	HKT3-4824120M	88	122.21	HKX3-4824M	27	39.72
24 x 72"	1,800	HKT3-7224072M	105	157.90	HKT3-7224096M	112	163.91	HKT3-7224120M	118	172.04	HKX3-7224M	49	64.64
24 x 96"	1,600	HKT3-9624072M	125	183.13	HKT3-9624096M	132	189.13	HKT3-9624120M	138	197.27	HKX3-9624M	51	77.25
36 x 48"	2,000	HKT3-4836072M	89	119.59	HKT3-4836096M	96	125.59	HKT3-4836120M	104	131.59	HKX3-4836M	32	42.74
36 x 72"	1,800	HKT3-7236072M	121	173.90	HKT3-7236096M	127	179.91	HKT3-7236120M	135	185.92	HKX3-7236M	47	69.91
36 x 96"	1,600	HKT3-9636072M	149	200.69	HKT3-9636096M	156	206.69	HKT3-9636120M	164	212.70	HKX3-9636M	61	83.30
48 x 48"	2,000	HKT3-4848072M	100	131.38	HKT3-4848096M	106	137.39	HKT3-4848120M	116	143.39	HKX3-4848M	35	45.91
48 x 72"	1,800	HKT3-7248072M	142	188.54	HKT3-7248096M	149	194.56	HKT3-7248120M	158	200.56	HKX3-7248M	56	74.49
48 x 96"	1,600	HKT3-9648072M	166	218.81	HKT3-9648096M	173	224.82	HKT3-9648120M	182	230.83	HKX3-9648M	68	89.62

FASTRAK™ BULK STORAGE RACK



FastRak™ Components

FastRak™ Uprights

Featuring a newly designed heavier duty upright with detachable deluxe foot plates sold separately. Design allows for easier shipment while still providing up to 7,000 lbs. capacity per upright. Units feature a teardrop design that provides quick/easy assembly. Beams are adjustable in 1/2". Upright color; Green. FOB Shipping Point.



FASTRAK™ UPRIGHTS						
UNASSEMBLED			ASSEMBLED			
Size D x H	Product No.	Wt. (lbs.)	Price Ea.	Product No.	Wt. (lbs.)	Price Ea.
18 x 72"	HCU18072	21	\$26.88	HCU18072A	21	\$29.57
18 x 96"	HCU18096	28	32.91	HCU18096A	28	36.20
18 x 120"	HCU18120	34	41.09	HCU18120A	34	45.20
24 x 72"	HCU24072	22	28.63	HCU24072A	22	31.49
24 x 96"	HCU24096	29	34.63	HCU24096A	29	38.09
24 x 120"	HCU24120	35	42.77	HCU24120A	35	47.05
36 x 72"	HCU36072	26	34.10	HCU36072A	26	37.51
36 x 96"	HCU36096	33	40.10	HCU36096A	33	44.11
36 x 120"	HCU36120	41	46.10	HCU36120A	41	50.72
36 x 144"	HCU36144	46	52.11	HCU36144A	46	57.32
48 x 72"	HCU48072	30	39.56	HCU48072A	30	43.52
48 x 96"	HCU48096	36	45.58	HCU48096A	36	50.13
48 x 120"	HCU48120	46	51.58	HCU48120A	46	56.74
48 x 144"	HCU48144	52	57.59	HCU48144A	52	63.35

Step Load Beams

High capacity beams provide exceptional strength at a reasonable price. Built-in safety lock at end of beams helps prevent beams from accidentally getting knocked off uprights. Beam color: Orange. FOB Shipping Point.



STEP LOAD BEAMS				
Size H x L	Capacity Per Pair	Product No.	Wt. (lbs.)	Price Ea.
2 x 48"	1,400	H215-CB20048	6	\$8.92
2 x 72"	1,200	H215-CB20072	9	12.83
2 x 96"	1,000	H215-CB20096	12	16.74
3 x 24"	1,400	H215-CBL30024	4	5.14
3 x 36"	1,200	H215-CBL30036	5	7.43
3 x 48"	2,000	H215-CB30048	8	10.99
3 x 72"	1,800	H215-CB30072	12	15.92
3 x 96"	1,600	H215-CB30096	15	20.88


Shelf Supports

Used in conjunction with particle board to maximize shelf capacity. Shelf supports fit into notches in beams to maintain a level shelf surface. Support color: Orange. FOB Shipping Point.

SHELF SUPPORTS			
Length	Product No.	Wt. (lbs.)	Price Ea.
24"	H215-CSS24	2	\$1.94
36"	H215-CSS36	3	2.90
48"	H215-CSS48	4	3.83

Deluxe Foot Plates

Foot plates are an optional addition to FastRak™ uprights (2 per upright). Foot plates easily bolt into the upright and allow FastRak™ to be anchored into concrete. Color: Green. Concrete wedge anchors are sold separately. FOB Shipping Point.



DELUXE FOOT PLATES					
Product No.	Wt. (lbs.)	Price Ea.	Product No.	Wt. (lbs.)	Price Ea.
HCUCF01	2	\$1.85	H235-FA01	1	0.67

Particle Board Decking


Heavy duty 3/4" particle board rests on the ledge of step beams and is flush with top of beam to provide smooth shelf surface. When ordering you must use steel supports in conjunction with particle board decking. FOB Shipping Point.



PARTICLE BOARD DECKING			
Size D x L	Product No.	Wt. (lbs.)	Price Ea.
18 x 48"	H240-044818	17	\$6.61
18 x 72"	H240-047218	23	9.91
18 x 96"	H240-049618	34	13.21
24 x 48"	H240-044824	46	8.80
24 x 72"	H240-047224	26	13.21
24 x 96"	H240-049624	34	17.62
36 x 48"	H240-044836	51	13.21
36 x 72"	H240-047236	68	19.81
36 x 96"	H240-049636	34	26.42
48 x 48"	H240-044848	46	17.62
48 x 72"	H240-047248	68	26.42
48 x 96"	H240-049648	91	35.23

Laminated Board Decking

White thermal fused melamine provides a smooth surface that resists moisture and scratching. Attractive 3/4" board fits neatly into step of beam so that the top of the board is flush with the top of the beam. Shelf Supports (sold separately) are used in conjunction with particle board to add support and provide for high shelf capacity. FOB Shipping Point.



LAMINATED BOARD DECKING			
Size D x L	Product No.	Wt. (lbs.)	Price Ea.
18 x 48"	H240-094818	17	\$11.34
18 x 72"	H240-097218	23	17.01
18 x 96"	H240-099618	34	22.68
24 x 48"	H240-094824	46	15.12
24 x 72"	H240-097224	26	22.68
24 x 96"	H240-099624	34	30.24
36 x 48"	H240-094836	51	22.68
36 x 72"	H240-097236	68	34.02
36 x 96"	H240-099636	34	45.36
48 x 48"	H240-094848	46	30.24
48 x 72"	H240-097248	68	45.36
48 x 96"	H240-099648	91	60.48



Wire Mesh Decking

Improves ventilation and reduces dust build-up. Designed specifically for the FastRak™ product, this wire mesh decking fits perfectly on top of beams. Waterfall design of wire mesh curves over top of beams to provide smooth shelf surface. Combine multiple decks for longer shelf widths. Color: Gray. 2" x 4" openings. 5 gauge wire. FOB Shipping Point.


WIRE MESH DECKING			
Size D x W	Product No.	Wt. (lbs.)	Price Ea.
18 x 35"	H215-CW1835	8	\$15.10
18 x 47"	H215-CW1847	14	16.24
24 x 35"	H215-CW2435	16	16.39
24 x 47"	H215-CW2447	11	17.75
36 x 35"	H215-CW3635	18	19.03
36 x 47"	H215-CW3647	21	20.77
48 x 35"	H215-CW4835	16	21.32
48 x 47"	H215-CW4847	24	23.93

PLASTIC FLOORING AND SHELVING

Dura-Shelf® Plastic Bulk Shelving

- Snaps together in seconds – no tools required.
- Modular design permits hundreds of shelving configurations.

Made of heavy duty high impact plastic for long wearing use. Impervious to oils, gas, acids, solvents and most chemicals. Open grid shelving is ideal for wet, corrosive and harsh environments. Reduces dirt and dust accumulation and increases air flow and light penetration. Add or subtract shelves to satisfy spacing needs. FOB Shipping Point.




HS9636B



HS6624X4

Add containment trays to keep small spills from cross contaminating



Size W x D	2-SHELF - 27" HIGH			3-SHELF - 51" HIGH			4-SHELF - 75" HIGH		
	Product No.	Wt. (lbs.)	Price Ea.	Product No.	Wt. (lbs.)	Price Ea.	Product No.	Wt. (lbs.)	Price Ea.
36 x 16"	HS3616B	22	\$103.29	HS3616X3	35	\$176.78	HS3616X4	48	\$250.25
66 x 16"	HS6616B	36	175.80	HS6616X3	58	296.46	HS6616X4	80	417.10
96 x 16"	HS9616B	49	221.48	HS9616X3	78	375.88	HS9616X4	107	530.27
36 x 24"	HS3624B	26	131.19	HS3624X3	41	220.65	HS3624X4	56	310.10
48 x 24"	HS4824B	35	211.92	HS4824X3	57	350.60	HS4824X4	78	489.28
66 x 24"	HS6624B	40	219.17	HS6624X3	64	365.29	HS6624X4	88	511.40
96 x 24"	HS9624B	65	260.91	HS9624X3	102	439.83	HS9624X4	139	618.73
36 x 36"	HS3636B	44	210.40	HS3636X3	70	359.22	HS3636X4	97	508.05
66 x 36"	HS6636B	74	356.02	HS6636X3	118	599.46	HS6636X4	163	842.90
96 x 36"	HS9636B	103	417.47	HS9636X3	165	720.11	HS9636X4	226	1,022.78

Containment Trays

Add containment trays to Dura-Shelf to classify storage of a variety of items based on OSHA color-coding requirements. Containment trays are available for most 24" systems.

Product No.	Storage Type	Color	Price Ea.	Maximum Trays Per Shelf System			
HCT300124	General	Black	\$22.55	Size	x2	x3	x4
HCTR300124	Flammables	Red	23.27	36"	2	3	4
HCTB300124	Health Hazards/Toxins	Blue	23.27	66"	4	6	6
HCTY300124	Reactives/Oxidizers	Yellow	23.27	96"	6	9	12
HCTW300124	Contact Hazards	White	23.27				

Dunnage-Rack™ BULK STORAGE RACKS

- 12" leg posts make it easy to clean floor underneath.
- Flow through grid permits scrap and liquids to fall or drain below.

Impervious to oils, salts, acids and most chemicals. Easy to steam clean or disinfect. Lightweight for ease in handling. No tools required, snaps together in seconds. Temporary or permanent. Choose the Solid Top Dunnage-Rack where a grid top is undesirable and a higher weight capacity is needed. FOB Shipping Point.



HDT9636



HDT6624



HD3624



HDT3636

Product No.	Size H x W x D	Description	Wt. (lbs.)	Price Ea.
HD3624	12 x 36 x 24"	Dunnage Rack, 1 Shelf, 5 Posts	13	\$62.62
HD4824	12 x 48 x 24"	Dunnage Rack, 1 Shelf, 9 Posts	19	106.54
HD6624	12 x 66 x 24"	Dunnage Rack, 1 Shelf, 8 Posts	23	107.34
HD9624	12 x 96 x 24"	Dunnage Rack, 1 Shelf, 11 Posts	34	128.21
HD3636	12 x 36 x 36"	Dunnage Rack, 1 Shelf, 9 Posts	22	94.87
HD6636	12 x 66 x 36"	Dunnage Rack, 1 Shelf, 14 Posts	37	164.66
HD9636	12 x 96 x 36"	Dunnage Rack, 1 Shelf, 19 Posts	53	183.98
HDT3624	12 x 36 x 24"	Solid Top Dunnage Rack, 1 Shelf, 5 Posts	17	75.55
HDT4824	12 x 48 x 24"	Solid Top Dunnage Rack, 1 Shelf, 9 Posts	21	116.58
HDT6624	12 x 66 x 24"	Solid Top Dunnage Rack, 1 Shelf, 8 Posts	28	122.05
HDT9624	12 x 96 x 24"	Solid Top Dunnage Rack, 1 Shelf, 11 Posts	41	156.42
HDT3636	12 x 36 x 36"	Solid Top Dunnage Rack, 1 Shelf, 9 Posts	26	101.14
HDT6636	12 x 66 x 36"	Solid Top Dunnage Rack, 1 Shelf, 14 Posts	49	175.10
HDT9636	12 x 96 x 36"	Solid Top Dunnage Rack, 1 Shelf, 19 Posts	64	235.38

Add-A-Level™ Work Platforms

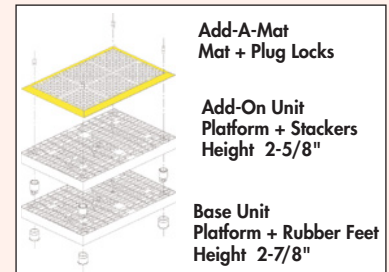
- Variable height work platforms raise employees to ergonomic work levels at 2 5/8" increments.
- Flow through grid permits scrap and liquids to fall or drain below.
- Custom configurations are designed for free.

Modular design permits hundreds of floor plans. Assemble to desired height, length or width using patented "Stacker" & "Poly-Clip" system to fit any floor plan. Impervious to oils, gas, acids and most chemicals. No tools required – snaps together in seconds. Replace "unsafe" worn-out platforms and pallets. Made from strong, durable high impact plastic. Available with comfort matting and Plug-Lock System – connects mats to platform. Lightweight for ease in handling. Available with ramping system. Temporary or permanent. FOB Shipping Point.



Custom Configuration

HA3624B
HA3624A
HM23784



Size	GREASE RESISTANT ADD-A-MAT 1/2" THICK				COMFORT DRAINAGE MATS 7/8" THICK			
	Product No.	Description	Wt. (lbs.)	Price Ea.	Product No.	Description	Wt. (lbs.)	Price Ea.
2 x 3'	HM23120	Black Mat	10	\$62.29	HM23780	Black Mat	17	\$82.49
	HM23125	Yellow Border	12	114.31	HM23784	Yellow Border	17	132.68
2 x 4'	HM24120	Black Mat	13	103.69	HM24780	Black Mat	22	124.97
	HM24125	Yellow Border	15	217.12	HM24784	Yellow Border	22	249.06
2 x 5.5'	HM25120	Black Mat	16	132.21	HM25780	Black Mat	29	180.24
	HM25125	Yellow Border	19	201.26	HM25784	Yellow Border	29	248.50
2 x 8'	HM28120	Black Mat	26	189.83	HM28780	Black Mat	44	260.08
	HM28125	Yellow Border	28	280.45	HM28784	Yellow Border	44	344.56
3 x 3'	HM33120	Black Mat	15	161.61	HM33780	Black Mat	25	209.11
	HM33125	Yellow Border	17	283.92	HM33784	Yellow Border	28	303.18
3 x 5.5'	HM35120	Black Mat	25	218.19	HM35780	Black Mat	46	342.57
	HM35125	Yellow Border	27	296.78	HM35784	Yellow Border	50	376.77
3 x 8'	HM38120	Black Mat	35	248.64	HM38780	Black Mat	66	343.73
	HM38125	Yellow Border	38	348.04	HM38784	Yellow Border	72	437.85

ADD-A-LEVEL COMPONENTS			
Product No.	Description	Wt. (lbs.)	Price Ea.
HA3616B	16" x 3' Base Unit	9	\$41.44
HA3616A	16" x 3' Add-on Unit	9	41.44
HA6616B	16" x 5.5' Base Unit	16	73.54
HA6616A	16" x 5.5' Add-on Unit	16	73.54
HA9616B	16" x 8' Base Unit	21	96.46
HA9616A	16" x 8' Add-on Unit	21	96.46
HA3624B	2' x 3' Base Unit	12	52.17
HA3624A	2' x 3' Add-on Unit	12	52.17
HA4824B	2' x 4' Base Unit	15	87.94
HA4824A	2' x 4' Add-on Unit	15	87.94
HA6624B	2' x 5.5' Base Unit	20	96.92
HA6624A	2' x 5.5' Add-on Unit	20	96.92
HA9624B	2' x 8' Base Unit	30	112.57
HA9624A	2' x 8' Add-on Unit	30	112.57
HA3636B	3' x 3' Base Unit	18	73.82
HA3636A	3' x 3' Add-on Unit	18	73.82
HA6636B	3' x 5.5' Base Unit	31	132.56
HA6636A	3' x 5.5' Add-on Unit	31	132.56
HA9636B	3' x 8' Base Unit	45	145.38
HA9636A	3' x 8' Add-on Unit	45	145.38



Heat-Shrink Tube, Continuous Roll Tapes.

- Over 46 color tape combinations are possible with 5 resin thermal transfer ribbon colors matched to 11 pressure-sensitive tape colors.
- Easy to load tape and ribbon cartridges save time and wasted materials.

PEARLabel® 400iXL

Large Industrial Labels, Pipe Markers, Heat Shrink Tube, & Bar Codes

New 300dpi wide format Thermal Transfer Printer combined with several Windows® software programs and special media is the most economical industrial identification solution on the market today. The printer, with K-Sun® MaxiLabel® Pro Ver 5.0 software, will make permanent adhesive labels, heat shrink tube sleeves, bar code labels and die-cut formats on 1" up to 4" wide materials.

FOB Shipping Point

PearLabel® 400iXL Printer Features

- Cartridge Loading Supplies.
- Tape Widths: 1", 2", 4".
- Heat Shrink Tube Widths: 1", 2".
- Continuous Roll Media- software sets custom length.
- Margin settings down to 1mm to reduce waste.
- Options for making two-color GHS symbols and labels.

Software Features

MaxiLabel® Pro Ver 5.0- 15 bar code formats including QR and data matrix, import data and image function, symbols library, data and time stamp, multiple label design functions in powerful, intuitive program. Win 8.1, 8, 7, Vista, XP all 32/64 bit.



Shown with Tape & Transfer Ribbon Cartridges

K-SUN® PEARLabel® 400iXL General Labeling Kit		
Product No.	Wt. (lbs.)	Price Ea.
H400iXL	15	\$795.00

Kit Includes: K-Sun® MaxiLabel® Pro Ver 5.0 General Labeling Software for Windows® and Manual on CD with Quick Start Guide (FREE! 399.00 Value), K-Sun® PEARLabel® 400iXL Printer, User's Guide, AC Adapter, (1) 4" Tape-White (H48001), (1) 4" Ribbon Black (H48602) USB Cable, Label Applicator Tool.

HEAT SHRINK TUBE - 33' LONG				
Product No.	Color	Size	Wt. (lbs.)	Price Ea.
H48501	White	2" Flat, 1 3/8" Inner ID	1.25	\$231.00
H48502	Yellow	2" Flat, 1 3/8" Inner ID	1.25	231.00
H48503	White	1" Flat, 3/8" Inner ID	.95	182.00
H48504	Yellow	1" Flat, 3/8" Inner ID	.95	182.00

1"W ADHESIVE TAPE - 49.2' LONG				
Product No.	Color	Material	Wt. (lbs.)	Price Ea.
H48201	White	Polyester	.6	\$48.00
H48202	Black	Polyester	.6	48.00
H48203	Yellow	Polyester	.6	48.00
H48209	Orange	Polyester	.6	48.00

2"W ADHESIVE TAPE - 49.2' LONG				
Product No.	Color	Material	Wt. (lbs.)	Price Ea.
H48101	White	Polyethylene Olefin	.75	74.00
H48102	Black	Polyethylene Olefin	.75	74.00
H48103	Clear	Polyethylene Olefin	.75	74.00
H48104	Yellow	Polyethylene Olefin	.75	74.00
H48105	Blue	Polyethylene Olefin	.75	74.00
H48106	Red	Polyethylene Olefin	.75	74.00
H48107	Green	Polyethylene Olefin	.75	74.00
H48108	Orange	Polyethylene Olefin	.75	74.00
H48109	Brown	Polyethylene Olefin	.75	74.00
H48110	Purple	Polyethylene Olefin	.75	74.00
H48111	Gray	Polyethylene Olefin	.75	74.00

4"W ADHESIVE TAPE - 49.2' LONG				
Product No.	Color	Material	Wt. (lbs.)	Price Ea.
H48001	White	Polyethylene Olefin	1.25	95.00
H48002	Black	Polyethylene Olefin	1.25	95.00
H48003	Clear	Polyethylene Olefin	1.25	95.00
H48004	Yellow	Polyethylene Olefin	1.25	95.00
H48005	Blue	Polyethylene Olefin	1.25	95.00
H48006	Red	Polyethylene Olefin	1.25	95.00
H48007	Green	Polyethylene Olefin	1.25	95.00
H48008	Orange	Polyethylene Olefin	1.25	95.00
H48009	Brown	Polyethylene Olefin	1.25	95.00
H48010	Purple	Polyethylene Olefin	1.25	95.00
H48011	Gray	Polyethylene Olefin	1.25	95.00

Thermal Transfer Ribbons

Thermal Transfer ribbons matched to the tape surface provide a durable scratch resistant label. Water, high heat, UV, oil and chemical resistant.

THERMAL TRANSFER RIBBON - 4"W x 98.4' LONG				
Product No.	Ribbon Color	Wt. (lbs.)	Price Ea.	
H48601	White	.5	\$51.00	
H48602	Black	.5	51.00	
H48603	Blue	.5	61.00	
H48604	Red	.5	61.00	
H48605	Green	.5	61.00	



K-SUN® GREEN MACHINE® 2020LSTB

Portable, Professional Bar Code & Label Printer - Prints Direct on Magnetic Tape

- Prints on Magnetic tape as well as Heat Shrink Tube, wire wrap, flag and general industrial adhesive tapes.
- Prints on 1/4" (4mm) up to 1" (24mm) label sizes. 66-Key QWERTY style keyboard and backlit LCD display for easy text entry.
- Text Size and Font Style Hot Keys for quick selection.
- Custom margin settings down to 1mm to save waste.
- 3-Year Warranty.

FOB Shipping Point.



GREEN MACHINE® 2020LSTB

Kit includes: Printer, 6-AA Batteries, AC Power Adapter, 1 (1", 24mm) Tape cartridge, Manual, Quick Start Guide, and Tape liner cutter tool. FOB Shipping Point.

H2020LSTB Wt. 4 (lbs.), Price Ea. \$339.00

HGMCSS-2020 Heavy-duty high-impact plastic case to hold Printer, Adapter, Tapes, Manual for 2020.

Wt. 4 (lbs.), Price Ea. \$59.95



Magnetic tape sizes 3/8", 1/2", 3/4" and 1"



K-SUN TAPE CARTRIDGES, 26'L				
Product No.	Size & Color	Wt. (oz.)	Price Ea.	
H206BW	1/2" Black on White	2	\$20.85	
H206BY	1/2" Black on Yellow	2	20.85	
H209BW	3/8" Black on White	2	20.85	
H212BW	1/2" Black on White	2	20.85	
H212BY	1/2" Black on Yellow	2	20.85	
H212BR	1/2" Black on Red	2	20.85	
H212WB	1/2" White on Black	2	20.85	
H212BC	1/2" Black on Clear	2	20.85	
H218BW	3/4" Black on White	2	24.85	
H218BG	3/4" Black on Green	2	24.85	
H218BY	3/4" Black on Yellow	2	24.85	
H218RW	3/4" Red on White	2	24.85	
H218BO	3/4" Black on Orange	2	24.85	
H224BY*	1" Black on Yellow	3	24.85	
H224BW*	1" Black on White	3	24.85	
H224WB*	1" White on Black	3	24.85	
H224BR*	1" Black on Red	3	24.85	
H224BC*	1" Black on Clear	3	24.85	
MAGNETIC TAPE 12'L				
H209MTBW	3/8" Black on White,	4	35.50	
H212MTBW	1/2" Black on White,	5	35.50	
H218MTBW	3/4" Black on White,	7	39.90	
H224MTBW	1" Black on White,	8	39.90	

SHELVING SYSTEMS & ACCESSORIES



Record Archive Shelving w/ParticleBoard Decking HZA691584-4D

TENNSCO Record Archive SHELVING

Rack is designed to hold record storage boxes for archival purposes. May be ordered with particle board decking or without decking to allow you to purchase it locally. Fast and easy retrieval of records. Sand or Medium Gray -- please specify. FOB Shipping Point.

Product No	No. of Openings	Archive Box Capacity	Size W x D x H	Wt. (lbs.)	Price Ea.
CUSTOMER TO SUPPLY DECKING					
HZA421560-3	2	18	42 x 15 x 60"	41	\$73.97
HZA421584-4	3	24	42 x 15 x 84"	56	99.94
HZA423060-3	2	36	42 x 30 x 60"	48	84.13
HZA423084-4	3	48	42 x 30 x 84"	65	112.93
HZA691560-3	2	30	69 x 15 x 60"	57	99.37
HZA691584-4	3	40	69 x 15 x 84"	77	133.81
HZA693060-3	2	60	69 x 30 x 60"	68	114.63
HZA693084-4	3	80	69 x 30 x 84"	92	153.59
SUPPLIED WITH PARTICLEBOARD DECKING					
HZA421560-3D	2	18	42 x 15 x 60"	75	\$88.09
HZA421584-4D	3	24	42 x 15 x 84"	100	118.57
HZA422460-3D	2*	18	42 x 24 x 60"	94	103.90
HZA422484-4D	3*	24	42 x 24 x 84"	126	139.47
HZA423060-3D	2	36	42 x 30 x 60"	115	112.36
HZA423084-4D	3	48	42 x 30 x 84"	154	150.76
HZA691560-3D	2	30	69 x 15 x 60"	113	123.09
HZA691584-4D	3	40	69 x 15 x 84"	151	165.44
HZA692460-3D	2*	30	69 x 24 x 60"	144	167.13
HZA692484-4D	3*	40	69 x 24 x 84"	193	223.60
HZA693060-3D	2	60	69 x 30 x 60"	178	172.21
HZA693084-4D	3	80	69 x 30 x 84"	238	230.37



EZ Folding File Storage Boxes

* For 24"D Boxes

Product No	Sets	Size L x W x H	Qty. Bundle	Wt. (lbs.)	Price Ea.
HEZFILE	Top & Bottom	15 x 12 x 10"	50	11	\$8.25 \$7.60 \$7.06

Warehouse Aisle Sign Kit

- Create your own customized warehouse aisle signs at a fraction of the custom printing cost.
- Unique product snaps into pallet rack assembly holes -- just snap out to relocate.




Print signs in-house on laser/inkjet compatible paper which is included. Change a destination for only the cost of the paper. Clear plastic sign holder features a soft plastic hinge which allows the sign to flex when bumped with no breakages. Holds any type of paper stock or plastic signs up to 100" thick. Use 2 holders for signs over 11" x 17". Includes 10 holders per package with 12 laser/inkjet sheets. Kit provides up to ten 11" x 8 1/2" single signs -- or 5 1/2" x 8 1/2" double folded signs. Yellow card stock. 10 per carton. FOB Shipping Point.

HWSK-1Y Snap-on w/yellow card stock. Wt. 1 (lbs.) Price Per Ctn. \$27.50

Magnetic Roll Stock

- Plain and self adhesive magnets on rolls.
- Just peel and stick to magnetize anything.


Plain magnets in combination with self adhesive labels offer a simple and economic means of warehouse labeling. Self adhesive magnets are excellent for mounting signs and messages. Custom cutting available on special order -- contact dealer for details. FOB Shipping Point.



MAGNETIC ROLL STOCK .030" THICK, PLAIN MAGNET				
Product No.	Description	Pack	Wt. (lbs.) Roll	Price Per Roll
HMP-100	1" x 50' x .03"	50' Roll	2.3	\$35.00
HMP-200	2" x 50' x .03"	50' Roll	4.5	60.00
HMP-300	3" x 50' x .03"	50' Roll	7.1	80.00
.060" THICK, SELF ADHESIVE TAPE				
HSA-500	1/2" x 100' x .06"	100' Roll	5.5	60.00
HSA-100	1" x 100' x .06"	100' Roll	10.4	110.00
HSA-200	2" x 100' x .06"	100' Roll	18.5	175.00

Kwik Shelf

- Wire shelving for bulk storage rack and rivet shelving.



- Features 2" x 4" mesh pattern with extra reinforcing wires for added support and a high quality finish.

An ideal replacement for particleboard. Improves storage area by providing greater visibility of inventory. Increases fire safety and cleanliness. Longer life span than wood. Eliminates the need to cut particleboard to fit. Shelves have a 500 lb. capacity rating. FOB Shipping Point.

\$200.00 minimum order on KwikShelf products

Product No.	Size D x W	Wt. (lbs.)	Price Ea.
HKSG2448	24 x 48"	10.0	\$12.25
HKSG2460	24 x 60"	12.4	14.68
HKSG2472	24 x 72"	14.8	17.33
HKSG3648	36 x 48"	14.8	17.49
HKSG3660	36 x 60"	18.3	21.13
HKSG3672	36 x 72"	21.9	24.96
HKSG4848	48 x 48"	21.4	24.48
HKSG4860	48 x 60"	26.6	29.75
HKSG4872	48 x 72"	31.7	35.77
Kwik-Klip Dividers			
H3410K	34"L x 10"H.		
Wt. 3.4 (lbs.) Price Ea. \$10.67			
H4210K	42"L x 10"H.		
Wt. 4 (lbs.) Price Ea. \$11.33			

Aigner Label Holders for Plastic Bins

- Now a complete labeling system for plastic bins and totes.

In addition to traditional self adhesive Bin-Buddy's™ for labeling bins and totes without label slots, New "Tri-Dex™" label holders snap into bin slots to protect label or bar code on all four sides. Both products are packed 25 per package with ample laser inserts for cost effective designation changes. Replacement laser inserts on perforated letter size cover stock sold separately. FOB Shipping Point.



AIGNER LABEL HOLDERS FOR PLASTIC BINS				REPLACEMENT INSERTS					
Product No.	Size	Style	Qty. Pk.	Wt. (lbs.)	Price Pk.	Product No.	Qty. Per Sheet	Wt. (lbs.)	Price/50 Sheets
HBB-13	1 x 3"	Self Adhesive	25	1	\$16.25	HLS-103-20	20	1	\$20.50
HBB-24	2 x 4"	Self Adhesive	25	1	20.75	HLS-204-12	12	1	20.50
HBB-35	3 x 5"	Self Adhesive	25	1	19.50	HLS-35-4	4	1	20.50
HTR-0813	1 1/8 x 3"	Fits Shelf Bins	25	1	12.75	HLS-753-24	24	1	20.50
HTR-1300	1 x 3"	Fits Shelf Bins	25	1	13.25	HLS-103-20	20	1	20.50
HTR-1253	1 1/4 x 3"	Fits Shelf Bins	25	1	13.75	HLS-1183-16	16	1	20.50
HTR-1754	1 3/4 x 4"	Fits Shelf Bins	25	1	16.25	HLS-204-12	12	1	20.50
HTR-2400	2 x 4"	Fits Shelf Bins	25	1	16.75	HLS-204-12	12	1	20.50

LABEL HOLDERS



ACCURATE bar code scanning.



Slip•Strip™

• A versatile self adhesive label/document holder system.

Excellent for bar codes, point of sale and price display. Change labels as often as necessary without messy adhesive build-up. Stick the Slip•Strip™ one-piece label holder anywhere you need to mount or display bar codes, messages, prices or any other information. "Slip" label, sign or message through the open edge of the holder. Holds all sizes and types of labels. Made of heavy duty PVC with clear face, white backing and an aggressive, long lasting adhesive. Adheres to any clean, dry surface and is easily cut to required length. Custom colors and sizes available. FOB Shipping Point.

Product No.	Description	Qty. Pkg.	Wt. (lbs.) Pkg.	Price Per Pkg.
H360756	¾ x 36" self adhesive	6	0.7	\$32.75
H361006	1" x 36" self adhesive	6	0.77	34.50
H361256	1¼ x 36" self adhesive	6	0.86	35.50
H362006	2 x 36" self adhesive	6	1.1	43.00
H480756	¾ x 48" self adhesive	6	0.5	42.25
H481006	1 x 48" self adhesive	6	0.65	43.75
H481256	1¼ x 48" self adhesive	6	0.75	45.50
H481506	1½ x 48" self adhesive	6	0.78	48.75
H482006	2 x 48" self adhesive	6	1.58	54.75
H483006	3 x 48" self adhesive	6	2.4	73.50

Magnetic Card Holders

• Fast, simple and versatile means of labeling.

Insertable magnetic "C" Channel design allows for labels to be changed simply by re-marking the paper insert or re-positioning the magnet. Great for metal racks, shelves, bins, drawers and more. Black in color. Inserts included. FOB Shipping Point.



Product No.	Description	Qty. Box	Wt. (lbs.) Box	Price Per Box
HMC-103	1 x 3" Inserts Included	25	0.7	\$13.00
HMC-106	1 x 6" Inserts Included	25	1.5	22.50
HMC-203	2 x 3" Inserts Included	25	1.3	17.75
HMC-206	2 x 6" Inserts Included	25	2.4	31.50
HMC-304	3 x 4" Inserts Included	25	2.8	31.50
HMC-306	3 x 6" Inserts Included	25	4	44.25

Magnetic Write-On Tags

• Write-On/Wet erase magnets.

Write-on/Wet erase tags have an aggressive magnetic backing. Mark with wet erase marker (not supplied) —wipe off with damp cloth. 50' rolls. White only. Custom cutting available. FOB Shipping Point.

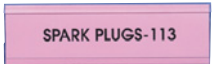
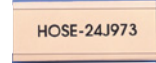


Product No.	Description	Package	Wt. (lbs.)	Price Per Box
HMX-100	1" x 50' white Roll	1 Roll	6	\$68.00
HMX-200	2" x 50' white Roll	1 Roll	12	115.00
HMX-300	3" x 50' white Roll	1 Roll	18	158.00

Econoholder™

• Organize bins and shelves quickly and economically.

Clear card holders are manufactured in a "C" channel design to accommodate a 7/8" wide insert card or ticket. Changing inserts is as easy as removing, remarking and re-inserting. Meets common automotive labeling specifications. Custom sizes available. Standard backings: self adhesive or magnetic. Hook & Loop backing available upon request. White inserts included. FOB Shipping Point.




Product No.	Description	Qty. Box	Wt. (lbs.) Box	Price Per Box
HPC-803	¾ x 3" self adhesive	25	0.34	\$12.25
HPC-806	¾ x 6" self adhesive	25	0.78	21.50
HPCM-803	¾ x 3" magnetic	25	0.62	17.00
HPCM-806	¾ x 6" magnetic	25	1.24	30.00

Floor Label System

• New & Improved

Aigner's second generation Floor Labeling Kit incorporates most of the proven features of our original product, but with an 8½" x 5" Oval shaped .125" thick aluminum frame with beveled outside edge. Includes a 2" x 6" clear Lexan protective insert, 4 TapCon concrete screws and ample phillips and drill bits. The end user has the option to print extremely durable 2" x 6" white self adhesive polyester labels on demand, in house, on a standard thermal transfer printer. This option includes a resin ribbon for printing and 250 labels per roll on a 3" core. All this at a much more affordable initial price and replacement cost. FOB Shipping Point.



Product No.	Wt. (lbs.)	FLOOR LABELING SYSTEM PRICE EA.		
		Qty. 10-99	Qty. 100-249	Qty. 250-499
H8526FL	.6	\$15.00	\$14.30	\$14.00

Product No.	Wt. (lbs.)	LABELS		
		Qty. 1-4	Qty. 5-9	Qty. 10+
H26PE-RB	2	\$185.00	174.50	\$166.00

Must specify printer brand.

"HOL-DEX" Insertable Label Holders

• Durable plastic won't crack, chip or peel.

Self-adhesive or magnetic, adheres to most clean surfaces. Non-glare finish is bar code compatible. Can be trimmed to exact size on location. Inserts included. Available in Clear, Red, Green, Blue or Lemon — please specify. FOB Shipping Point.



Wire•Rac™ Label Holders

• A new solution to organize wire shelving.

Clear, flexible snap on Label Holder retrofits most wire shelving with 1¼" face. Paper inserts included in sheet form for Laser/Ink Jet Printers. Custom cut sizes available on special order. FOB Shipping Point.

Product No.	Description	Qty. Box	Wt. (lbs.)	Price Per Box
HWR-1253	3"L	25	0.5	\$21.00
HWR-1256	6"L	25	1	37.00
HWR-1212	12"L	12	1	32.75

Superscan® Insertable Label Holders

• Extra large label holders
• Special matte finish assures accurate bar code scanning.

Extra large for pallet rack applications. Self adhesive or magnetic label holder allows for simple label relocation. Side loading. Includes Ink Jet/Laser compatible white inserts with instructions. Backings packed separately. Bar code compatible. FOB Shipping Point.



Product No.	Description	Qty. Box	Wt. (lbs.) Box	Price Per Box
HSS-32	2 x 3½" self adhesive	50	0.8	\$25.75
HSSM-32	2 x 3½" magnetic	50	1.4	41.00
HAPX-35	3 x 5" self adhesive	50	1.5	31.25
HAPX-35M	3 x 5" magnetic	50	3.0	43.00
HAPX-46	4 x 6" self adhesive	50	1.7	36.75
HAPX-46M	4 x 6" magnetic	50	3.4	53.75
HAPX-57	5 x 7" self adhesive	25	1	32.50
HAPX-57M	5 x 7" magnetic	25	2.5	41.50

POWER WIRE DECK, RACK DECK & GRATING



Step Channel (above)

Pallet Rack Wire Decks

- Step Channels fit in Step-down beams.
- Load capacities are based on evenly distributed loads.

Step Channel Decks have (3) standard support channels that fit into the step-down ledges of the pallet rack beams. Call for pricing on Flared channel wire deck. Made in USA. FOB Shipping Point.

WIRE DECKS WITH STEP CHANNELS				
Product No.	Size D x W	Cap. (lbs.)	Wt. (lbs.)	Price Ea.
HWD36463CWPI6	36 x 46"	2200	21	\$17.95
HWD42463CWPN7	42 x 46"	2200	24	18.95
HWD42463CWPI6	42 x 46"	2500	24	19.95
HWD42523CWPI6	42 x 52"	2500	26	22.95
HWD42583CWPI6	42 x 58"	2500	31	24.45
HWD48463CWPI6	48 x 46"	2500	27	23.95
HWD48523CWPI6	48 x 52"	2500	33	27.95
HWD48584CWPI6*	48 x 58"	2500	36	34.95

*48" x 58" wire decks have (4) channels to meet the 2500 lbs. capacity.

IMPORTANT: MANY MUNICIPALITIES ENFORCE FIRE CODES THAT REQUIRE 50% OPEN SHELF AREA.

Snap Shelf

- 50% Open area: Exceeds Fire Code Requirements.
- Open decking stores record archive cartons and boxes.
- Install on all pallet rack shelves.
- Smooth galvanized steel surface.



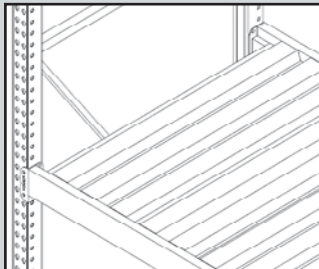
Each shelf contains a pair of full-length end channels that are TEK-fastened to the beams. The carton support members snap into notches in the end channels. 194 lbs. capacity per sq. ft. Made in USA. FOB Shipping Point.

SNAP SHELF - 50% OPEN AREA				
Product No.	Size D x W*	**Cap. (lbs.) Per Sq. Ft.	Wt. (lbs.)	Price Ea.
HSS-201	42 x 96"	200+	31	\$60.80
HSS-202	42 x 108"	200+	35	64.40
HSS-203	42 x 120"	200+	39	71.40
HSS-301	48 x 96"	200+	35	69.40
HSS-302	48 x 108"	200+	39	73.50
HSS-303	48 x 120"	200+	39	81.70

**Capacities based on uniform distributed loads.

POWER DECK™

Solid Steel Rack Deck

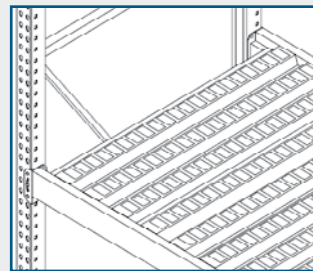


Solid Steel Rack Deck Shown

- Low cost, smooth surface. Safely supports archive boxes, parts and supplies. Smooth surface allows easy sliding without damage or splinters. Capacities based on evenly distributed loads. Made in USA. FOB Shipping Point.

SOLID STEEL RACK DECK				
Product No.	Size D x W*	**Cap. (lbs.) Per Sq. Ft.	Wt. (lbs.)	Price Ea.
HPSD36096	36 x 96"	200	41	\$45.33
HPSD36108	36 x 108"	200	46	48.00
HPSD36120	36 x 120"	200	51	53.33
HPSD36144	36 x 144"	200	61	64.00
HPSD42096	42 x 96"	175	48	52.89
HPSD42108	42 x 108"	175	54	56.00
HPSD42120	42 x 120"	175	60	62.22
HPSD42144	42 x 144"	175	71	74.67
HPSD48096	48 x 96"	150	54	60.44
HPSD48108	48 x 108"	150	61	64.00
HPSD48120	48 x 120"	150	68	71.11
HPSD48144	48 x 144"	150	82	85.33

*May be cut-to-size to fit your exact requirements. **Capacities based on uniform distributed loads.




50% Open Steel Rack Deck

- For sprinkler & fire protection requirements.

Safely supports archive boxes, parts, and supplies. Features uniform strength across the entire surface, unlike wire decks. Galvanized finish. Sized to fit. Made in USA. FOB Shipping Point.

50% OPEN STEEL RACK DECK				
Product No.	Size D x W	Cap. Per Sq. Ft. (lbs.)	Wt. (lbs.)	Price Ea.
HPOD42096	42 x 96"	165	32	\$66.90
HPOD42108	42 x 108"	165	35.5	70.80
HPOD48096	48 x 96"	115	36	76.30
HPOD48108	48 x 108"	115	41	80.80
HPOD48120	48 x 120"	115	45	89.90

Slip-Resistant Ladder Rungs



3 Row

4 Row

Ladder rungs provide a slip-resistant surface where vertical climbing is necessary. Made in channel shapes, these rungs can be used as covers for existing ladder rungs or welded directly to uprights as steps. Rungs are 16" or 48 3/4" long. Other lengths and finishes are available. Made in USA. FOB Shipping Point

SLIP-RESISTANT LADDER RUNGS						
Product No.	Description	Gauge	Finish	Length	Wt. (lbs.)	Price Ea.
HRG501	3 Row	16	Stainless	16"	1	\$8.15
HRG502	3 Row	16	Stainless	48 3/4"	3	27.15
HRG503	4 Row	16	Stainless	16"	1	11.55
HRG504	4 Row	16	Stainless	48 3/4"	4	34.25
HRG505	3 Row	0.125	Aluminum	16"	1	6.15
HRG506	3 Row	0.125	Aluminum	48 3/4"	2	16.15
HRG507	4 Row	0.125	Aluminum	16"	1	8.50
HRG508	4 Row	0.125	Aluminum	48 3/4"	3	23.75
HRG509	3 Row	13	Galvanized	16"	1	5.05
HRG510	3 Row	13	Galvanized	48 3/4"	4	12.15
HRG511	4 Row	13	Galvanized	16"	2	6.65
HRG512	4 Row	13	Galvanized	48 3/4"	6	17.55


Minimum Order \$85.00

Power Grip Safety Grating

Ideal for...

- Elevated walkways • Outdoor catwalks
- Vehicle safety steps • Ramps
- Revitalized floors -- 10' & 12'
- Reconditioned stairs • Platforms

Now provide worry-free, non-slip safety with galvanized, rust-resistant steel safety grating. Strong grating has thousands of individual struts that resist slips in all directions. Unique design prevents the build-up of slippery greases chips, fluids, mud or ice ... particles fall through and out of the way. No corners or welds to gather debris... grating is practically self cleaning. Resilient walking surface helps reduce fatigue and provides sure-footed confidence for employees. In high places, see-through grating gives workmen a definite visual reference. Features high load capacity, minimum deflection, lightweight and long life. Easy to handle and simple to install. Panels match exactly for fast assembly. UL approved. FOB Shipping Point.



POWER GRIP SAFETY GRATING								
Product No.	Width	Gauge	Channel Depth	Diamond Pattern	Wt. (lbs.)	Price Per 10' length	Wt. (lbs.)	Price Per 12' length
HGS-115	9 1/2"	14	1.5"	4	36	\$68.45	44	\$82.15
HGS-116	9 1/2"	14	2"	4	38	73.15	46	87.75
HGS-119	9 1/2"	12	2"	4	54	107.15	65	128.50
HGS-122	11 3/4"	14	1.5"	5	42	78.95	51	94.65
HGS-123	11 3/4"	14	2"	5	44	83.65	53	100.25
HGS-126	11 3/4"	12	2"	5	62	122.85	75	147.50
HGS-127	18 3/4"	14	1.5"	8	61	117.45	74	140.95
HGS-128	18 3/4"	14	2"	8	63	117.45	76	140.95
HGS-129	18 3/4"	12	2"	8	89	172.65	107	193.35

Aluminum and Stainless Steel available -- Call for pricing and availability.

POWER PALLET RACKS & WIRE DECKS


POWER Pallet Rack Storage Systems

- Heavy Duty Steel in all uprights supplied.
- Engineered and built for safe, sturdy support of palletized loads.
- Teardrop styles allows interchangeability with other popular brands.

WELDED green uprights and orange beams are in stock. Uprights DO NOT NEED TO BE BOLTED. Non stock closed tube 3 x 3 column are available upon request ... please call for pricing and availability.

Other standard components are in stock and available: Row Spacers, Wall Ties, Pallet Load Bars, etc. are available ... please call for details.

Keystone, Structural Rack, Bolted Construction and most other brands are available ... please call for pricing and availability. Made in USA. FOB Shipping Point.



ALL WELDED (NOT BOLTED)

TEAR DROP ROLL FORM -- OPEN BACK UPRIGHTS				
Product No.	Size D x H	Wt. (lbs.)	Cap.** (lbs.)	Price Ea.
HFS06-36-096	36 x 96"	44	12,325	\$60.80
HFS06-36-120	36 x 120"	55	12,325	71.80
HFS08-36-144	36 x 144"	66	15,240	94.80
HFS06-42-096	42 x 96"	46	12,325	63.20
HFS06-42-120	42 x 120"	57	12,325	76.80
HFS08-42-144	42 x 144"	68	15,240	98.40
HFH16-42192	42 x 192"	96	17,920	144.80
HFH20-42-240	42 x 240"	137	24,000	182.80
HFS06-48-096	48 x 96"	48	12,325	66.80
HFS06-48120	48 x 120"	59	12,325	77.80
HFS08-48144	48 x 144"	71	15,240	99.80
HFH16-48192	48 x 192"	98	17,900	149.80
HFH20-48-240	48 x 240"	141	24,000	188.80

**Capacity based on 48" beam spacing. Call for capacity if beam spacing is different.



TEAR DROP BEAM			
Product No.	Length	Wt. (lbs.)	Cap.** (lbs.)
HSB3016048	48"	11	5,282
HSB3016096	96"	20	3,017
HSB3716-096	96"	22	4,521
HSB4116-096	96"	24	5,159
HSB35-16-108	108"	24	3,232
HSB5016108	108"	31	6,535
HSB3716-120	120"	28	3,054
HSB5016-120	120"	42	5,861
HSB556144	144"	43	5,016

ROW SPACERS			
Product No.	Length	Wt. (lbs.)	Finish
HSR10106FSG	6"	2	Galvanized
HSR10112FSG	12"	4	Galvanized

PALLET OVERLAPPING CROSS/LOAD BARS			
Product No.	Length	Wt. (lbs.)	Finish
HSR2016-36DFG	36"	5	Galvanized
HSR2016-42DFG	42"	6	Galvanized
HSR2016-48DFG	48"	7	Galvanized

For sizes and capacities not shown, please call.

*144" capacity based on beams cross-tied in center. Safety factor is 1.67:1

**Seismic zone 0 capacity based on 48" beam spacing--call for other seismic zones and capacities to 60,000 lbs.

POWER Pallet Rack Storage System Kits



Starter




Add-on

- One Starter Unit to begin each row. Add-On Units to extend or complete row. • Unit Width are 8'-0", 9'-0", or 10'-0".
- Unit Depths are 42", or 48" ... call for pricing on 36".
- Uprights: 8'-0", 10'-0", or 12'-0" high ... call for pricing on additional frame heights.
- 14'-0", 16'-0", or 20'-0" high units available. • Two beam levels per unit ... call for pricing on additional beam levels.
- Units available with or without decking. • Made in USA • FOB Shipping Point.


POWER PALLET RACK STORAGE SYSTEMS												
STARTER UNIT INCLUDES 2 Uprights, 4 Beams, & 4 Wire Decks				ADD-ON UNIT INCLUDES 1 Upright, 4 Beams, & 4 Wire Decks				EXTRA SHELF INCLUDES 2 Beams, & 2 Wire Decks				
Upright D x H	Product No.	Wt. (lbs.)	Price Ea.	Product No.	Wt. (lbs.)	Price Ea.	Product No.	Wt. (lbs.)	Price Ea.	Product No.	Wt. (lbs.)	Price Ea.
8'W UNITS WITH WIRE DECKING												
42 x 96"	HPOW501	268	\$328.20	HPOW507	227	\$265.00	HXS42096WD	93	\$100.90			
42 x 120"	HPOW502	282	355.40	HPOW508	234	279.00	HXS42096WD	93	100.90			
42 x 144"	HPOW503	323	398.60	HPOW509	254	300.20	HXS42096WD	93	100.90			
48 x 96"	HPOW601	283	351.40	HPOW607	240	284.60	HXS48096WD	99	108.90			
48 x 120"	HPOW602	297	373.40	HPOW608	247	296.00	HXS48096WD	99	108.90			
48 x 144"	HPOW603	339	417.40	HPOW609	268	318.00	HXS48096WD	99	108.90			
9'W UNITS WITH WIRE DECKING												
42 x 120"	HPOW701	287	376.20	HPOW705	239	299.40	HXS42108WD	96	111.30			
42 x 144"	HPOW702	329	419.40	HPOW706	260	321.00	HXS42108WD	96	111.30			
48 x 120"	HPOW703	307	398.20	HPOW707	257	320.40	HXS48108WD	104	121.30			
48 x 144"	HPOW704	349	442.20	HPOW708	278	342.40	HXS48108WD	104	121.30			
10'W UNITS WITH WIRE DECKING												
42 x 120"	HPOW801	328	401.00	HPOW805	280	324.20	HXS42120WD	116	123.70			
42 x 144"	HPOW802	369	444.20	HPOW806	300	345.80	HXS42120WD	116	123.70			
48 x 120"	HPOW803	344	445.00	HPOW807	294	367.20	HXS48120WD	122	144.70			
48 x 144"	HPOW804	386	489.00	HPOW808	315	389.20	HXS48120WD	122	144.70			

POWER Heavy Duty Post Protectors

Protects pallet racks against forklift abuse. Made of heavy 7 gauge steel. Base plate is 8"W. x 6"D. with a 4" column opening. 3/8" anchor holes are provided for 1/2" diameter wedge anchors (supplied by others). Durable yellow powder coat finish. Taller post protectors available ... contact dealer for availability and pricing. Made in USA. FOB Shipping Point.



HEAVY DUTY POST PROTECTORS			
Product No.	Height	Wt. (lbs.)	Price Ea.
HTP-12	12"	10	\$26.65
HTP-18	18"	16	30.35
HTP-24	24"	25	34.95



EASY SNAP-ON INSTALLATION
NO ANCHORING REQUIRED

POWER Snap-On Upright Protectors

- Reliable, tough and resilient BALLISTICS grade polymer.
- Retains its shape, ensures long & effective lifetime service.
- Fits all makes of pallet racking.

Cost effective protection for your racking. Reduces racking damage by as much as 80% saving Time, Trouble and Money. Easy snap-on installation, fits in seconds, no tools or anchoring required. Virtually unbreakable in temperatures above 41 °F. Operates down to -40°F. Impervious to moisture, mold growth, corrosion, acid, alkaline and most solvents. High visibility color with other colors available - quantity sensitive. Fully recyclable and non toxic. Made in USA. FOB Shipping Point.

POWER SNAP-ON GUARDS					
Product No.	Height	Column Size W x D	Column Style	Wt. (lbs.)	Price Ea.
HRAG-A	23 1/2"	3 x 1 1/2"	Welded	2.6	\$32.65
HRAG-B	23 1/2"	3 x 3"	Welded	3.3	34.55
HRAG-C	23 1/2"	3 1/2 x 2 1/2"	Bolted	3.7	36.50

Power Snap-On Upright Protector Guards are price quantity sensitive - Call for pricing for more than 100 guards.

PALLET RACKS



Tri-Boro Pallet Rack Features:

- Single Rib column design and return bends on all frame members add to strength and rigidity.
- Interchanges with most "Tear Drop" style pallet racks. One-piece tube seamed step beams have no exposed welds, which can cause pallet hangs-ups. Self-engaging integral beam connector safety locks are factory installed and replaceable. Powder coat baked finish is durable and scratch resistant. Frames are Vista Green in color and Beams are Signal Orange in color. FOB Shipping Point.



ROLL-FORMED FRAME PART NUMBER

(EXAMPLE: 3" x 2 1/2" x 42" x 192")

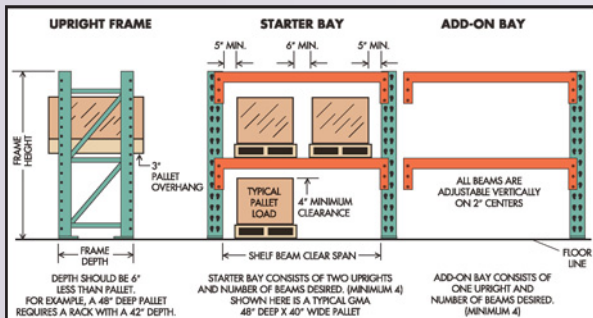
F	20	42	192
ROLL-FORMED FRAME	CAPACITY MODEL	DEPTH IN INCHES	HEIGHT IN INCHES

ROLL-FORMED STEP BEAM PART NUMBER

(EXAMPLE: 4 1/8" x 96")

SB	4125	96	
ROLL-FORMED STEP BEAM	HEIGHT IN INCHES	LENGTH IN INCHES	

POWDER COATED TOUGH™



HOW TO ORDER

BEAM LENGTH: SHELF LENGTH EQUALS THE DISTANCE BETWEEN UPRIGHTS. IT IS DETERMINED BY ADDING THE WIDTHS OF PALLET LOADS PLUS A 5" SIDE CLEARANCE BETWEEN UPRIGHT AND PALLET AND 6" BETWEEN PALLET LOADS. SHELF BEAM CAPACITIES ARE BASED ON A PAIR OF BEAMS SUPPORTING AN EVENLY DISTRIBUTED LOAD.

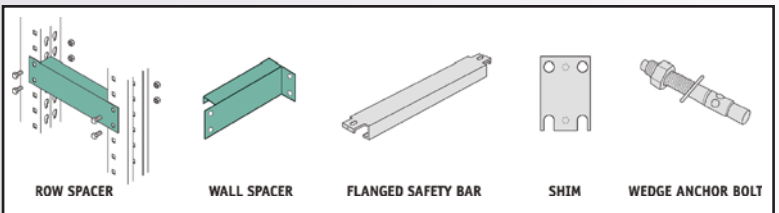
RACK HEIGHT: ADD THE FOLLOWING FIGURES:
 HEIGHT OF PALLET LOADS (INCLUDING PALLET)
 + HEIGHT OF SHELF BEAM
 + 4" MINIMUM VERTICAL CLEARANCE FOR EACH PALLET LOAD
 SUM OF ABOVE DIMENSIONS = RACK HEIGHT

FOR UPPERMOST LOAD LEVEL, LOCATION OF SHELF BEAM SHOULD BE 6" LESS THAN FORK TRUCK'S MAXIMUM LIFT HEIGHT. TOP OF BEAMS NEED TO BE AT 2" INCREMENTS.

TRI-BORO FRAMES					
Product No.	Frame Column W x D	Size D x H	Cap. (lbs.)	Wt. (lbs.)	Price Ea.
24" DEEP FRAMES @ 48" SPACING CAP.					
HF142496	3 x 1 1/2"	24 x 96"	15,220	36	\$48.86
HF1424120	3 x 1 1/2"	24 x 120"	15,220	46	62.43
HF1424144	3 x 1 1/2"	24 x 144"	15,220	55	70.71
36" DEEP FRAMES @ 48" SPACING CAP.					
HF143696	3 x 1 1/2"	36 x 96"	15,220	39	52.93
HF1436120	3 x 1 1/2"	36 x 120"	15,220	50	67.86
HF1436144	3 x 1 1/2"	36 x 144"	15,220	59	75.86
HF2036144	3 x 2 1/2"	36 x 144"	21,149	73	93.86
HF2036168	3 x 2 1/2"	36 x 168"	21,149	85	109.29
HF2036192	3 x 2 1/2"	36 x 192"	21,149	97	124.71
42" DEEP FRAMES @ 48" SPACING CAP.					
HF144296	3 x 1 1/2"	42 x 96"	15,220	41	55.64
HF1442120	3 x 1 1/2"	42 x 120"	15,220	51	69.21
HF1442144	3 x 1 1/2"	42 x 144"	15,220	61	78.43
HF2042144	3 x 2 1/2"	42 x 144"	21,149	74	93.03
HF2042168	3 x 2 1/2"	42 x 168"	21,149	87	109.37
HF2042192	3 x 2 1/2"	42 x 192"	21,149	99	124.46
HF2542192	3 x 3"	42 x 192"	23,000	108	132.69
HF2542240	3 x 3"	42 x 240"	23,000	129	158.49
HF3042192	3 x 3"	42 x 192"	27,500	122	149.89
HF3042240	3 x 3"	42 x 240"	27,500	152	186.74
48" DEEP FRAMES @ 48" SPACING CAP.					
HF144896	3 x 1 1/2"	48 x 96"	15,220	42	57.00
HF1448120	3 x 1 1/2"	48 x 120"	15,220	53	71.93
HF1448144	3 x 1 1/2"	48 x 144"	15,220	63	81.00
HF2048144	3 x 2 1/2"	48 x 144"	21,149	77	99.00
HF2048168	3 x 2 1/2"	48 x 168"	21,149	90	115.71
HF2048192	3 x 2 1/2"	48 x 192"	21,149	103	132.43
HF2548192	3 x 3"	48 x 192"	23,000	111	142.71
HF2548240	3 x 3"	48 x 240"	23,000	132	179.14
HF3048192	3 x 3"	48 x 192"	27,500	125	160.71
HF3048240	3 x 3"	48 x 240"	27,500	156	211.71

1 1/2" STEP BEAM				
Product No.	Size W x L	Cap. (lbs.) Per Pair	Wt. (lbs.)	Price Ea.
HSB250048	2 1/2 x 48"	4,066	9	\$10.93
HSB250096	2 1/2 x 96"	1,735	17	21.21
HSB350048	3 1/2 x 48"	6,910	12	14.33
HSB350060	3 1/2 x 60"	5,612	14	17.74
HSB350072	3 1/2 x 72"	4,743	17	20.83
HSB350096	3 1/2 x 96"	3,483	21	26.87
HSB412548	4 1/2 x 48"	8,775	13	16.07
HSB412596	4 1/2 x 96"	5,028	23	28.26
HSB4125108	4 1/2 x 108"	4,011	26	31.57
HSB512596	5 1/2 x 96"	7,596	28	34.00
HSB5125108	5 1/2 x 108"	6,788	32	38.01
HSB5125120	5 1/2 x 120"	5,887	35	42.01
HSB5125144	5 1/2 x 144"	4,120	42	49.91
HSB6000120	6 x 120"	8,512	46	56.18
HSB6000144	6 x 144"	6,511	54	62.37

ACCESSORIES			
Product No.	Description	Wt. (lbs.)	Price Ea.
HRS6	Row Spacer 6"	2	\$3.00
HRS8	Row Spacer 8"	2	4.00
HRS10	Row Spacer 10"	3	4.50
HRS12	Row Spacer 12"	3	5.00
HWS6	Wall Spacer 6"	2	3.21
HWS12	Wall Spacer 12"	3	5.36
HDH3834	Hdwr Row Spacer 3/8" x 3/4" N & B, 48pcs	5	11.04
HFSB36	Flanged Safety Bar Pallet Support 36"	5	4.57
HFSB42	Flanged Safety Bar Pallet Support 42"	6	5.49
HFSB48	Flanged Safety Bar Pallet Support 48"	7	6.40
HSHM	Shim, 3 1/2" x 4 1/2", Nesting, 10g.	1	0.71
HWAB	Wedge Anchor Bolt, 1/2" x 3 3/4" (12 pcs.)	3	21.43



INDUSTRIAL PALLET RACKS



Unirak Frames

- Designed for maximum efficiency in warehouse or distribution operations.
- Interchanges with most "Tear Drop" style racks.

Unirak Storage Systems provide cost-effective solutions for high-capacity storage needs. Upright frames are constructed in a one piece fully mig-welded design, not bolted together. Beams are adjustable vertically in 2" increments from 8" off the floor to any height on the upright. Unirak features a hi-gloss powder coat finish for excellent visibility and abrasion resistance. Upright frames standard color is Green. Other sizes and colors are available -- call for details. Complies with RMI guidelines for rated capacities and safety factors. Custom racks of nearly infinite height/depth/length combinations are available -- call for more information. FOB Shipping Point.



UNIRAK FRAMES						
Product No.	Cap.* (lbs.)	Size W x H	Wt. (lbs.)	QS Price Ea. 1-25	QS Price Ea. 26-45	Standard Lead Time Price Ea. 46+
HUFL18-96-24	14,000	24 x 96"	42	\$64.10	\$60.90	\$53.20
HUFH29-144-36	21,200	36 x 144"	82	118.00	112.10	97.70
HUFH29-192-36	21,200	36 x 192"	109	156.00	148.20	129.20
HUFL18-96-42	16,000	42 x 96"	47	68.60	65.20	56.80
HUFL18-120-42	16,000	42 x 120"	56	80.20	76.20	66.40
HUFL18-144-42	16,000	42 x 144"	69	99.60	94.60	82.50
HUFH29-144-42	21,200	42 x 144"	85	119.00	113.10	98.50
HUFH29-192-42	21,200	42 x 192"	112	157.60	149.70	130.40
HUFL18-96-48	16,000	48 x 96"	49	70.70	67.20	58.60
HUFH29-144-48	21,200	48 x 144"	88	123.00	116.80	101.80
HUFH29-192-48	21,200	48 x 192"	115	162.10	154.00	134.10

*Based on 48" shelf spacing.

Pricing shown at Quantities 1-25 for orders of \$500 to \$1799 Quick Ship, 26-45 for orders of \$1800 + Quick Ship, 46+ are standard lead time (call to verify typical 4-6 week lead time). Combining frames and beams may qualify for additional discounts - call for information.

Unirak Beams

- Features a Hi-Gloss Powder Coat Finish for excellent visibility and abrasion resistance.
- Interchanges with most "Tear Drop" style racks.

Beams feature at least three rivet studs for maximum holding power. A no tools required spring loaded REMOVABLE safety clip is included on every beam endplate. Beam re-location is painless in the event your slotting requirements change. Beams are adjustable vertically in 2" increments from 8" off the floor to any height on the upright. Unirak Beams are hi-gloss powder coat Orange finish. Other sizes and colors are available -- call for details. FOB Shipping Point.

\$500 minimum and Steel Surcharges may apply.
More competitive pricing is available based on quantity...please call for standard lead time/large quantity price points.



UNIRAK BEAMS						
Product No.	Cap. Per Pair (lbs.)	Length	Wt. (lbs.)	QS Price 1-40	QS Price Ea. 41-96	Standard Lead Time Price Ea. 97+
HSB40-48	8,700	48"	13	\$22.60	\$21.40	\$18.80
HSB40-96	4,030	96"	23	33.00	31.30	27.30
HSB41-96	5,050	96"	29	37.60	35.80	31.10
HSB550-96	7,000	96"	28	40.40	38.30	33.40
HSB550-108	6,620	108"	31	44.40	42.20	36.80
HSB551-120	6,880	120"	44	57.90	55.00	47.90
HSB552-144	6,000	144"	56	71.00	67.40	58.60


Pricing shown at Quantities 1-40 for orders of \$500 to \$1799 Quick Ship, 41-96 for orders of \$1800 + Quick Ship, 97+ are standard lead time (call to verify typical 4-6 week lead time). Combining frames and beams may qualify for additional discounts - call for information.

Unirak Storage System Accessories

Row Spacer: Adds stability to decking and maintains spacing.

Flanged Cross Bar: Front-to-Back safety bar helps prevent misplaced pallets from falling through the rack. Also can be used as a deck support and prevents lateral deflection when fixed in place.

Post Protector: Strong, full 1/2" steel, with 3" wraparound and 4 anchor holes for bolting to the floor. 12" & 24" standard height. Many other accessories are available -- call for details. FOB Shipping Point.



Row Spacer



Flanged Cross Bar

UNIRAK ACCESSORIES				
Product No.	Description	Length	Wt. (lbs.)	Price Ea.
HUA201-6	Row Spacer	6"	2	\$4.50
HUA201-12	Row Spacer	12"	3	5.10
HUA206	Flanged Cross Bar	42"	7	9.80
HUA217	Post Protector	12"	12	25.15



Post Protector

Unirak Wire Mesh Decks

- Decking is a valuable safety accessory.

Decking is available in multiple sizes, made of HD Wire Mesh, with 3 to 4 flared welded channels, that supply 2400 to 2500 lb. capacity per deck. Decking is a valuable safety accessory used in combination with typical GMA style pallets (sized with at least 3" of overhang front and back), prevents misplaced "turned" pallets from falling through. No wire deck, from any manufacturer, should be used in instances of point loading, inboard loading, or live loading -- consult dealer/factory for special applications and recommendations. Buying from one source minimizes freight expense and permits just one PO. FOB Shipping Point.

UNIRAK WIRE MESH DECKS				
Product No.	Size D x W	Cap.* (lbs.)	Wt. (lbs.)	Price Ea.
HWMD3FC-24-46	24 x 46"	2,500 UDL	14	\$14.90
HWMD3FC-36-46	36 x 46"	2,500 UDL	20	17.90
HWMD3FC-36-58	36 x 58"	2,500 UDL	26	22.80
HWMD3FC-42-46	42 x 46"	2,500 UDL	23	19.40
HWMD4FC-42-58	42 x 58"	2,500 UDL	30	25.50
HWMD4FC-48-46	48 x 46"	2,500 UDL	27	22.60
HWMD4FC-48-58	48 x 58"	2,400 UDL	34	28.50

*Uniform Distributed Load when used as a safety accessory.

PALLET RACK

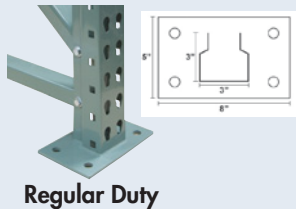


**SAVE TIME AND FREIGHT WITH
NATIONWIDE DISTRIBUTION CENTERS**

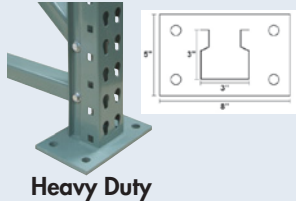


La Palma, CA • Aurora, IL

UPRIGHTS - Featuring a 3" x 3" standard column design and 5" x 8" base plate. Regular duty uprights are constructed of 16 gauge steel and provide 16,100 lb. capacity per upright. Heavy duty uprights feature a 23,300 lb. capacity and are constructed from 14 gauge steel (regular and heavy duty capacities are based upon a maximum shelf spacing of 36"). Uprights utilize a bolt together design. Beams can be adjusted every 2". Light Green in color. FOB Shipping Point.




Regular Duty



Heavy Duty


Size H x D	Product No.	Wt. (lbs.)	Price Ea.
REGULAR DUTY UPRIGHTS			
8 x 3.0'	HIU36096A	49	\$56.12
10 x 3.0'	HIU36120A	57	66.38
12 x 3.0'	HIU36144A	71	81.99
8 x 3.5'	HIU42096A	51	59.16
10 x 3.5'	HIU42120A	59	69.33
12 x 3.5'	HIU42144A	73	86.13
8 x 4.0'	HIU48096A	53	62.26
10 x 4.0'	HIU48120A	62	72.31
12 x 4.0'	HIU48144A	77	90.34
HEAVY DUTY UPRIGHTS			
10 x 3.0'	HIUH36120A	73	102.46
12 x 3.0'	HIUH36144A	89	119.39
16 x 3.0'	HIUH36192A	116	153.44
10 x 3.5'	HIUH42120A	75	104.33
12 x 3.5'	HIUH42144A	92	121.50
16 x 3.5'	HIUH42192A	120	154.35
10 x 4.0'	HIUH48120A	78	106.49
12 x 4.0'	HIUH48144A	95	123.88
16 x 4.0'	HIUH48192A	124	159.77

WIRE MESH DECKING - Constructed of 4 gauge wire and 14 gauge flared channels. Featuring a durable powder coated finish and 2 1/2" x 4 1/2" wire spacing. Each level of decking consists of two or more smaller panels. Silver in color. FOB Shipping Point.



Size W x D	Product No.	Wt. (lbs.)	Price Ea.
36 x 46"	H215-DF3646	38	\$25.18
36 x 58"	H215-DF3658	41	35.17
42 x 46"	H215-DF4246	44	29.71
42 x 58"	H215-DF4258	57	41.14
48 x 46"	H215-DF4846	53	35.70
48 x 58"	H215-DF4858	49	49.12

ROW SPACERS - Used to connect rows of pallet rack (back to back). Spacers increase stability and maintain consistent spacing between racks. FOB Shipping Point.



Spacer Length	Product No.	Wt. (lbs.)	Price Ea.
6"	H215-IR06	2	\$3.85
12"	H215-IR12	2	5.81

STEP LOAD BEAMS - Formed beams feature an improved safety clip which can be easily replaced and prevents the beam from detaching from the upright. Beams are interchangeable with most pallet rack manufacturers. Beam length is measured by clear span between uprights. Beam capacities are based on an evenly distributed load. Orange in color. FOB Shipping Point.



Size H x L	Cap. Per Pair	Product No.	Wt. (lbs.)	Price Ea.
REGULAR DUTY STEP LOAD BEAMS				
3.5" x 8'	3,460	H215-IB35096	25	\$30.31
4.0" x 8'	4,977	H215-IB40096	27	32.87
4.0" x 9'	4,228	H215-IB40108	30	36.58
4.0" x 10'	3,425	H215-IB40120	34	40.32
HEAVY DUTY STEP LOAD BEAMS				
5.0" x 8'	7,035	H215-IB50096	32	\$37.65
5.0" x 9'	7,103	H215-IB50108	36	41.96
5.0" x 10'	6,004	H215-IB50120	40	46.27
5.0" x 12'	4,170	H215-IB50144	45	54.88
6.0" x 12'	6,511	H215-IB60144	52	69.37

SAFETY SUPPORTS

Use safety supports as front to back members to support pallets or wood decking. Silver in color. FOB Shipping Point.



Upright Depth	Product No.	Wt. (lbs.)	Price Ea.
3.0'	H215-USS36	5	\$7.54
3.5'	H215-USS42	6	8.73
4.0'	H215-USS48	8	9.55

POST FRAME GUARDS - Solid steel guards that withstand impacts with heavy duty construction. Features high visibility yellow powder coated finish. FOB Shipping Point.




Guard Height	Product No.	Wt. (lbs.)	Price Ea.
24"	H215-ICP24	11	\$21.40

BAY DIVIDERS - Organize material vertically with these easy to install bay dividers. Designed to fit over 3.5", 4" and 5" high beams. No hardware required. Pre-punched holes are available for permanent mounting. FOB Shipping Point.



Product No.	Wt. (lbs.)	Price Ea.
H215-ID01	11	\$55.24

PALLET & CANTILEVER RACKS



Uprights

Uprights are constructed of 14 gauge steel in either 3" x 1 1/8" or 3" x 3" columns depending on load capacity required. Teardrop style, all welded construction. 18,000 lb. or 24,000 lb. capacity. Green in color. Call for additional sizes. FOB Shipping Point.

18,000 LB. CAPACITY				
Product No.	Size H x D	Wt. (lbs.)	Price Ea.	
H82418	8 x 2'	43	\$51.93	
H83618	8 x 3'	47	\$2.97	
H103618	10 x 3'	55	\$66.92	
H123618	12 x 3'	69	\$79.29	
H84218	8 x 3 1/2'	49	\$54.05	
H104218	10 x 3 1/2'	58	\$68.10	
H124218	12 x 3 1/2'	72	\$82.25	
H164218	16 x 3 1/2'	95	\$105.75	
H84818	8 x 4'	51	\$57.95	
H104818	10 x 4'	60	\$71.50	
H124818	12 x 4'	74	\$85.93	
H164818	16 x 4'	99	\$112.80	
24,000 LB. CAPACITY				
Product No.	Size H x L	Wt. (lbs.)	Price Ea.	
H123624	12 x 3'	86	\$97.50	
H163624	16 x 3'	114	\$138.15	
H104224	10 x 3 1/2'	72	\$82.10	
H124224	12 x 3 1/2'	89	\$100.50	
H164224	16 x 3 1/2'	118	\$135.00	
H104824	10 x 4'	73	\$84.80	
H124824	12 x 4'	92	\$103.75	
H164824	16 x 4'	122	\$138.80	
H204224	20 x 3 1/2'	189	\$169.90	



Step Beams

Teardrop design is interchangeable with most pallet racks. Safety clips on each beam to keep from detaching from upright. Adjustable in 2" increments. Orange in color. FOB Shipping Point.

STEP BEAMS				
Product No.	Size H x L	Cap. (lbs.)	Wt. (lbs.)	Price Ea.
H8316	3" x 8'	3,000	24	\$25.25
H8416	4" x 8'	4,000	26	\$28.95
H84516	4 1/2" x 8'	5,000	27	\$30.95
H8516	5" x 8'	6,000	28	\$34.05
H94516	4 1/2" x 9'	4,000	32	\$35.80
H9516	5" x 9'	5,000	35	\$37.95
H105516	5 1/2" x 10'	6,000	42	\$44.55
H12614	6" x 12'	6,000	56	\$66.25

Wire Decking

Featuring a durable powder coated gray finish, 3 or 4 welded channels. Inventory is easier to see and reduces the amount of dirt and dust. FOB Shipping Point.

WIRE DECKING				
Product No.	Size W x D	Wt. (lbs.)	Price Ea.	
HWD2446	46 x 24"	16	\$19.75	
HWD3646	46 x 36"	20	\$19.80	
HWD4246	46 x 42"	28	\$20.40	
HWD4252	52 x 42"	26	\$24.00	
HWD4846	46 x 48"	28	\$24.95	
HWD4852	52 x 48"	33	\$29.10	

Support Bars

Use support bars as front to back members to support decking. Galvanized for long life. FOB Shipping Point.

SUPPORT BARS				
Product No.	Upright Depth	Wt. (lbs.)	Price Ea.	
HS36	3"	4	\$6.40	
HS42	3 1/2"	6	\$7.50	
HS48	4"	8	\$8.40	

Row Spacers

Spacers increase stability and maintain consistent spacing between racks. Green in color. FOB Shipping Point.

ROW SPACERS				
Product No.	Spacer Length	Wt. (lbs.)	Price Ea.	
HRS6	6"	2	\$4.50	
HRS12	12"	2	\$5.10	

Cantilever Racks

Convenient storage for awkward items. Easily load and unload product using a forklift. A great way to organize all your odd items. Adjustable to fit most items. Double sided products are punched on both sides to be able to add extra arms on either side. Ideal for storing lumber or pipe. 10,000 lb. capacity per side. FOB Shipping Point.



USED PALLET RACKS AVAILABLE

CANTILEVER TOWERS AND BASES						
Height	SINGLE SIDED			DOUBLE SIDED		
	Product No.	Wt. (lbs.)	Price Ea.	Product No.	Wt. (lbs.)	Price Ea.
10'	H1055	219	\$422.00	H10DS	387	\$475.00
12'	H1255	355	448.00	H12DS	423	499.00
14'	H1455	393	480.00	H14DS	462	528.00
16'	H1655	431	540.00	H16DS	500	581.00

Price includes Tower and Bases.

STANDARD STRAIGHT ARMS				
Length	Product No.	Cap. (lbs.)	Wt. (lbs.)	Price Ea.
42"	H42ARM	2500	38	\$62.00
48"	H48ARM	2500	40	\$65.00

BRACE SETS						
Length	USE WITH 10' - 14' TOWERS			USE WITH 16' TOWERS		
	Product No.	Wt. (lbs.)	Price Ea.	Product No.	Wt. (lbs.)	Price Ea.
36"	H1036B	50	\$133.00	H1636B	85	\$220.00
48"	H1048B	55	162.00	H1648B	105	255.00
60"	H1060B	75	183.00	H1660B	120	300.00
72"	H1072B	80	200.00	H1672B	140	325.00



WIRE CONTAINERS & PALLET RACK PROTECTION



Junior Container



Medium Container with Divider

WorldTainer™ Wire Mesh Containers

- #1 selling wire mesh container in the world.
- Standard electro-galvanized finish will not rust, chip, or peel.
- Wire containers are stackable to save valuable floor space.

Standard features include a 1/2 front drop gate for easy loading and unloading of product. Containers are made with heavy-gauge wire and fully welded base which allows for maximum load capacity. The super strong design allows containers to be stacked 4 high when fully loaded to save valuable floor space. For easy storage, containers are fully collapsible and can be stacked 10 high when not in use. FOB Shipping Point.

WORLDTAINTER™ WIRE MESH CONTAINERS							
Product No.	Description	Outside Dim. L x W x H	Wire Mesh Pattern	Gauge	Load Cap. (lbs.)	Wt. (lbs.)	Price Ea.
HW-J-203222	Junior	20 x 32 x 22"	½ x ½"	11	1500	62	\$96.00
HW-3-324034	Medium	32 x 40 x 34"	2 x 2"	2	4000	110	128.53
HW-5-404836	Senior	40 x 48 x 36"	2 x 2"	2	4000	150	173.00
HW-5-404842	Extra Large	40 x 48 x 42"	2 x 2"	2	4000	165	179.00

WORLDTAINTER™ WIRE MESH CONTAINER ACCESSORIES			
Product No.	Description	Wt. (lbs.)	Price Ea.
HCASTERKIT	Caster Kit	16	\$73.33
HLID-2032-JR	Junior Lid	10	14.27
HLID-3240-MD	Medium Lid	19	21.00
HLID-4048-SRXL	Senior/Extra Large Lid	26	28.13
HDIV-2016-JR	Junior Divider	5	11.07
HDIV-3228-MD	Medium Divider	14	17.80
HDIV-4030-SR	Senior Divider	17	23.00
HDIV-4036-XL	Extra Large Divider	20	24.53



ColumnGuard



WorldGuard



VGuard



Left End AisleGuard



Double End AisleGuard

WorldPro™ Pallet Rack Protection

- Standard safety yellow powder coat finish to create awareness.
- Custom sizes, colors, and designs available.

Pre-engineered and custom-designed pallet rack protection products for all types of pallet rack systems. Our pallet rack protection solutions are designed to protect the bottom of the upright where most damage occurs. All of our protection products are engineered for maximum strength and durability to increase safety in the warehouse. FOB Shipping Point.

WORLDPRO™ PALLET RACK POST PROTECTION							
Product No.	Style	Height	Inside Clear	Outside Dim.	Thickness	Wt. (lbs.)	Price Ea.
HNDPV-04	VGuard	4"	3¼"	3¾"	¾"	7	\$11.50
HNDPP-12	ColumnGuard	12"	4"	4¾"	¾"	11	17.20
HNDPP-18	ColumnGuard	18"	4"	4¾"	¾"	14	19.75
HNDPP-18-5.75	ColumnGuard	18"	5¾"	6¾"	¾"	16	22.70
HNDPP-24	ColumnGuard	24"	4"	4¾"	¾"	17	28.15
HNDPP-24-AG	WorldGuard	24"	3¾"	3¾"	¾"	11	20.50

WorldPro™ End of Aisle Protection

Highest level of protection available. Used to safeguard all end-of-aisle frames. Safety yellow powder coat finish. Installs with ¾ x 4" wedge anchors on 10½" centers. FOB Shipping Point.


WORLDPRO™ END OF AISLE PROTECTION							
Product No.	Style	Size	Height	Angle W x H	Design	Wt. (lbs.)	Price Ea.
HNDEAP-42L	Left End	42"	12"	4 x 6"	½ Round End	70	\$100.00
HNDEAP-42R	Right End	42"	12"	4 x 6"	½ Round End	70	100.00
HNDEAP-42D	Double End	42"	12"	4 x 6"	½ Round End	90	115.00
HNDEAP-48L	Left End	48"	12"	4 x 6"	½ Round End	72	110.00
HNDEAP-48R	Right End	48"	12"	4 x 6"	½ Round End	72	110.00

DECKING

WorldDeck™ Wire Decking for Pallet Rack

- Standard capacity of 2500 lbs., evenly distributed - higher capacities available.
- Standard high-quality powder coat finish protects the wire mesh decking from corrosion.

Fully-welded, heavy-gauge wire mesh decking for pallet rack systems is far superior to wood decking due to its strength and safety features. No tools necessary, wire decking installs with ease. Wire mesh decking drops effortlessly into place and rests on the beams of the pallet rack system. Wire decks have a 2½" x 4" mesh pattern and our high-quality powder coat finish comes standard on every deck to ensure maximum durability. Additionally, the mesh design offers 100% sprinkler flow to meet all fire safety standards and eliminate the collection of dust and debris. FOB Shipping Point.



Wire Mesh Decking



Step Channel



Flared Channel



Inverted Step Channel

WORLDDECK™ WIRE MESH DECKING					
FLARED CHANNEL					
Product No.	Size D x W	Load Cap. (lbs.)	Wt. (lbs.)		Price Ea.
HND2446F-3-2504-4.6	24 x 46"	3000	11		\$12.00
HND3046F-3-2504-4.6	30 x 46"	3000	13		13.00
HND3646F-3-2504-4.6	36 x 46"	2500	16		15.50
HND4246F-3-2504-4.6	42 x 46"	2500	18		17.50
HND4846F-3-2504-4.6	48 x 46"	2500	21		20.50
HND4252F-3-2504-4.6	42 x 52"	2500	19		18.75
STEP CHANNEL					
HND3646S-3-2504-4.6	36 x 46"	3000	16		15.00
HND4246SC-3-2504-4.6	42 x 46"	2000	20		16.00
HND4246S-3-2504-4.6	42 x 46"	2500	18		17.00
HND4446S-3-2504-4.6	44 x 46"	2500	19		18.00
HND4846S-3-2504-4.6	48 x 46"	2500	21		20.00
HND6046S-4-2504-4.6	60 x 46"	2500	29		31.00
HND3652S-3-2504-4.6	36 x 52"	3000	17		17.00
HND4252S-3-2504-4.6	42 x 52"	2500	19		18.25
HND4452S-3-2504-4.6	44 x 52"	2500	20		20.00
HND4852S-3-2504-4.6	48 x 52"	2500	22		22.00
HND3658S-3-2504-4.6	36 x 58"	3000	18		18.00
HND4258S-3-2504-4.6	42 x 58"	2500	20		19.50
HND4858S-4-2504-4.6	48 x 58"	2500	26		24.00
INVERTED STEP CHANNEL					
HND4246S-4-2504-4.6-1	42 x 46"	3500	21		19.50



Double Flanged



Double Flanged Detail

World XBar™ Pallet Support Crossbars

- Perfect for full-pallet loading applications.
- 4 corner roll-formed design.

High strength pallet support crossbars can be used when the full coverage benefits or versatility of wire decking is not required. Pallet support bars are a perfect option for full-pallet loading applications and create a significant increase in safety from broken or misplaced pallets. Our roll-formed pallet support bars are made of heavy gauge steel. Tek screw holes and a high-quality powder coat finish come standard with every pallet support bar. FOB Shipping Point.



Hat Style Detail



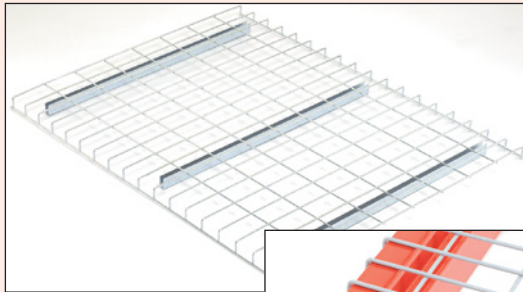
Hat Style

WORLD XBAR™ PALLET SUPPORT CROSSBARS					
Product No.	Description	Size D x W	Load Cap. (lbs.)	Wt. (lbs.)	Price Ea.
HND-CB36-2W	Double Flanged	36 x 2"	1550	4	\$5.00
HND-CB42-2W	Double Flanged	42 x 2"	1450	4	5.50
HND-CH42-2W	Hat Style	42 x 2"	1250	4	5.25
HND-CB44-2W	Double Flanged	44 x 2"	1350	5	6.00
HND-CB48-2W	Double Flanged	48 x 2"	1250	5	6.50



Wire Decking

- Inventory is easier to see with sturdy Wire Decking.
- Improves fire safety and reduces dirt and dust build-up . . . keeps merchandise cleaner and safer.

Channels are rugged 14 ga. supports for extra supporting strength. 2" x 4" wire mesh. Decks are designed to accommodate 1½" or 1" step beams where the outside dimension is nominal +/- 0". Top of beam dimension must be between 1½" and 1¾". Fits most brands of pallet rack on the market today. FOB Shipping Point.



STEP BEAM STYLE DECKING



FLARED STYLE DECKING



Product No.	Cap. (lbs.)	Size D x W	Wt. (lbs.)	Price Ea.
1-½" STEP BEAM STYLE				
HD3634-AA-3B1*	2600	36 x 34"	13.7	\$16.56
HD3646-AA-3B1*	2700	36 x 46"	15.9	16.91
HD3646-BB-3B1	3200	36 x 46"	19.0	19.76
HD3652-AA-3B1*	2700	36 x 52"	17.4	19.57
HD3658-AA-3B1*	2700	36 x 58"	18.5	20.76
HD4234-AA-3A1*	2550	42 x 34"	17.2	19.01
HD4246-CA-3B1*	2200	42 x 46"	17.3	17.65
HD4246-AA-3A1	2500	42 x 46"	19.4	18.67
HD4246-BB-3A1	3000	42 x 46"	23.5	22.21
HD4246-BB-4A1	3600	42 x 46"	26.2	24.95
HD4252-AA-3A1*	2700	42 x 52"	21.6	22.09
HD4252-AA-3B1*	2250	42 x 52"	20.4	21.56
HD4252-BB-4A1	3650	42 x 52"	28.7	27.51
HD4258-AA-3A1*	2750	42 x 58"	23.0	24.47
HD4446-AA-3A1*	2550	44 x 46"	20.6	21.27
HD4452-AA-3A1*	2550	44 x 52"	22.4	22.33
HD4834-AA-3A1*	2200	48 x 34"	19.6	21.27
HD4846-AA-3B1*	1900	48 x 46"	21.1	21.87
HD4846-AA-3C1	2500	48 x 46"	24.0	23.17
HD4846-BB-4A1	3100	48 x 46"	29.7	27.53
HD4852-BA-3A1	2500	48 x 52"	26.8	25.77
HD4858-BA-3A1	2500	48 x 58"	28.5	28.47
FLARED STYLE FOR STRUCTURAL CHANNELS/BOX BEAMS				
HD3646-AA-3A2	2500	36 x 46"	17.7	18.23
HD3652-AA-3A2	2500	36 x 52"	19.2	20.32
HD4246-EA-3A2	2500	42 x 46"	25.0	22.29
HD4246-BB-4A2	3000	42 x 46"	27.3	26.05
HD4252-EA-3A2	2500	42 x 52"	27.4	25.24
HD4846-EA-4A2	2500	48 x 46"	31.6	28.15
HD4852-EA-4A2	2500	48 x 52"	34.2	31.01

*2½" x 4" wire mesh and 6 gauge wire.

Welded Wire Decking

- Welded wire decking makes inventory easier to see, reduces fire hazard and simplifies product handling.
- Inventory stays cleaner--no place for dirt or dust to collect.

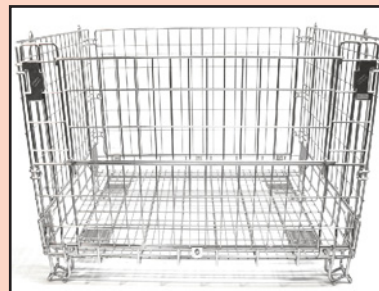
Here's strength with economy. Easy to install with minimum maintenance. Whether you are planning new storage racks or bringing your old ones up to current requirements, we will be happy to assist you. Just determine your needs; maximum lbs. per shelf, or maximum lbs. per sq. ft., and call for a quotation.

\$200 minimum order on page

Wire Containers

- Available with or without casters.
- Collapsible and stackable.
- Stack up to four high when in use.

Electro-zinc plated wire mesh construction to prevent rust, provide visual inventory and insure air flow, will not chip. Includes heavy-duty solid hinge design and automatic latches. Complete with ½ Drop Front Gate and reinforced formed wire feet. 5" x 2" polyurethane casters bolted to a welded caster pad for durability. FOB Shipping Point.



HC404839W



HC404832W



HPS4048

WIRE CONTAINERS									
Cap. (lbs.)	Container Size D x W x H	Mesh Size Side	Base	NO CASTERS			WITH CASTERS		
				Product No.	Wt. (lbs.)	Price Ea.	Product No.	Wt. (lbs.)	Price Ea.
2200	33 x 44½ x 39"	2½ x 2½"	1½ x 4"	HC324233W	110	\$165.33	HC324233WC	130	\$237.67
2200	40 x 48 x 32"	2½ x 4½"	1 x 6"	HC404832W	115	206.13	HC404832WC	135	265.67
2200	40 x 48 x 39"	2½ x 4½"	1 x 6"	HC404839W	120	216.40	HC404839WC	140	288.67
1800	40 x 72 x 40"	2½ x 4½"	1 x 6"	HC407240W	145	304.00	HC407240WC	165	379.67
PALLET SURROUND									
1760	40 x 48 x 34"	2½ x 4½"	-	HPS4048	65	113.33			

ROLL CARTS & WIRE CONTAINERS



Cargo Carts

- Built for rugged industrial use.
- Disassembles for storage and return trips.

Built around a heavy-duty base to prevent damage. Bright electro-zinc plated to prevent rust, prolongs attractive appearance. Rolls smoothly on 5" x 2" polyurethane casters, bolted to a welded caster pad for increased protection and durability. 11 ga. square 1 1/4" steel tube base and 1" 16 ga. round steel tube sides. Shelves sold separately. FOB Shipping Point.



HNRC2 Open Front Cart With Optional Shelves



HNRC2GF Cart with 1/2 Drop Gate



HNRC4 Open Front with Optional Shelves



HNRC11 Open Front with Optional Shelves



HNRC8 Double Door Security Cart



HNRC148 Open Front with Optional Shelves

CARGO CARTS

Product No.	Description	Cap. (lbs.)	Cart Size W x D x H	Wt. (lbs.)	Price Ea.
HNRC2	Open Front	2220	63 x 28 1/2 x 72"	185	\$489.45
HNRC2GF	1/2 Drop Gate Front	2220	63 x 28 1/2 x 72"	210	556.44
HNRC4	Open Front	2200	48 x 32 x 59"	140	377.16
HNRC11	Open Front	1800	48 x 24 x 70"	135	393.53
HNRC8	Double Door Security	1800	48 x 24 x 70"	230	606.31
HNRC148	Open Front	1800	48 x 18 x 70"	110	358.09

OPTIONAL SHELVES


Product No.	Cap. (lbs.)	Wt. (lbs.)	Price Ea.
HNRC2SHELF	200	25	\$56.35
HNRC4SHELF	225	20	53.76
HNRC11SHELF	225	15	35.91
HNRC8SHELF	225	15	35.91
HNRC148SHELF	150	15	27.85

\$200 minimum order on page

Wire Containers

- Move up to 2 tons of material at one time with your forklift truck.
- Safely stacks up to 4 high to utilize wasted air space.

Functional versatility that can't be found in any other storage container. Half drop gate makes it easy to load or unload parts, supplies, etc. It's the perfect container for in-line assembly work, or work-in-process parts transfer. Wire mesh welded construction does not restrict air flow...contents won't collect moisture. Wire design also makes it easy to identify contents. Dust doesn't collect and during fires, water easily filters through to lower units...reduces fire hazards and insurance. Sturdy steel understructure ensures dependable support. And, when there's no need for the container, they fold flat for space-saving storage. Durable Zinc Plated finish. Optional casters, lids and dividers also available -- call for details. FOB Shipping Point.



Rugged 2" x 2" wire mesh welded construction.



Shown Stacked 2 High

Product No.	Cap. (lbs.)	Basket Size W x L x H	Overall Height	Mesh Pattern	Gate Type	Wt. (lbs.)	Price Ea.
HJR1	1000	20 x 32 x 16"	21 1/2"	1 x 1"	1/2 drop - full drop side	43	\$84.40
HJR5	1000	20 x 32 x 16"	21 1/2"	1/2 x 1/2"	1/2 drop - full drop side	55	104.80
HC324028S4	4000	32 x 40 x 28"	34 1/2"	2 x 2"	1/2 drop side	122	143.87
HC404824S4	4000	40 x 48 x 24"	30 1/2"	2 x 2"	1/2 drop side	150	174.00
HC404830S4	4000	40 x 48 x 30"	36 1/2"	2 x 2"	1/2 drop side	163	188.53
HC404836S4	4000	40 x 48 x 36"	42 1/2"	2 x 2"	1/2 drop side	176	202.93

WIRE CARTS & CONTAINERS



HRC11
 (Shown with two optional shelves)



HRC8 Security Cart
 (Shown with two optional shelves)



HRC148
 (Shown with three optional shelves)



HRC4
 (Shown with two optional shelves)

Rolling Wire Carts

• Shelves sold separately.

Each unit is built around a heavy duty base of 1 1/2" steel tubing and a .125 strip metal for strength and stability. Electro Zinc plated for ultimate protection and rolls easily on 5" x 2" polyurethane casters, inset and bolted for lasting protection. FOB Shipping Point.

ROLLING WIRE CARTS

Product No.	Cap. (lbs.)	Overall Size W x D x H	Mesh Size Side	Base	Wt. (lbs.)	Price Ea.	Product No.	OPTIONAL SHELVES Cap. (lbs.)	Wt. (lbs.)	Price Ea.
HRC2	2220	63 x 28 x 72"	2 x 4	1 x 5	185	\$485.72	HRC2-S	200	25	\$55.56
HRC2G*	2220	63 x 28 x 72"	2 x 4	1 x 5	210	555.47				
HRC3	1800	36 x 48 x 77"	4 x 6	1 x 5	165	525.31				
HRC3G*	1800	36 x 48 x 77"	4 x 6	1 x 5	180	585.15				
HRC4	2200	48 x 32 x 59"	2 x 5	1 x 5	140	376.48	HRC4-S	225	20	53.33
HRC5	1800	36 x 30 x 72"	4 x 6	1 x 5	115	397.25	HRC5-S	200	15	32.99
HRC11	1800	48 x 24 x 70"	2 x 4	1 x 5	135	390.83	HRC11-S	225	15	35.00
HRC136	1800	36 x 18 x 70"	2 x 4	1 x 5	125	375.91	HRC136-S	200	15	36.93
HRC148	1800	48 x 18 x 70"	2 x 4	1 x 5	230	357.91	HRC148-S	150	15	27.00
SECURITY CART										
HRC8	1800	48 x 24 x 70"	2 x 2	1 x 5	230	605.21	HRC8-S	225	15	35.00

*G represents gate front.



H15406



H15102 & H15102-C



H15403-C Collapsed/Stacked



H16103 Pallet Surround ...
 Transforms any 40 x 48 open pallet into a 4 walled bulk container that is stackable 4 high with product. Offers protection against damage.

Wire Containers

• Available with and without casters ("C" denotes casters).

Each unit is built around a sturdy base with heavy duty hinges, solid steel latches and "NO" spiral wire corners to cause binding. Electro Zinc plated, collapsible and stackable four high. Feet made of 1/2" steel and units include one half drop gate on long side. FOB Shipping Point.

WIRE CONTAINERS


Product No.	Cap. (lbs.)	Overall Size W x D x H	Mesh Size Side	Base	Wt. (lbs.)	Price Ea.	Product No.	OPTIONAL 4-SPRING LOADED SHELF Cap. (lbs.)	Wt. (lbs.)	Price Ea.
H15739	800	34 x 24 x 36"	2 x 3	1 x 4	55	\$125.20				
H15739-C*	800	34 x 24 x 36"	2 x 3	1 x 4	65	163.36				
H15102	2200	44 x 33 x 39"	2 x 2	1 x 4	110	232.27	H15102-SS	175	25	\$95.11
H15102-C*	2200	44 x 33 x 39"	2 x 2	1 x 4	130	293.69				
H15403	2200	48 x 40 x 38"	2 x 4	1 x 6	115	228.53	H15403-SS	175	25	98.99
H15403-C*	2200	48 x 40 x 38"	2 x 4	1 x 6	135	282.80				
H15404	2200	48 x 40 x 45"	2 x 4	1 x 6	120	244.32	H15404-SS	175	25	98.99
H15404-C*	2200	48 x 40 x 45"	2 x 4	1 x 6	140	303.72				
H15406	1800	72 x 40 x 46"	2 x 4	1 x 6	145	411.36	H15406-SS	300	30	125.76
H15406-C*	1800	72 x 40 x 46"	2 x 4	1 x 6	165	473.23				
PALLET SURROUND										
H16103	1750	48 x 40 x 34"	2 x 4	-	65	189.33				

WIRE CARTS & RACKS

Security Cart with Shelf

- Zinc electroplate finish.

This heavy duty 14 gauge steel security cart has 2" x 2" wire grids and a reinforced latch mechanism. The 11 gauge 1" x 4" wire mesh base sits on reinforced 5" x 2" poly casters, 2 swivel and 2 rigid, that are bolted to a solid steel pad inset for protection and ease in mobility. The 1850 lb. capacity durable cart protects valuables, provides visual inventory and comes complete with one easily adjustable shelf. 1 year limited warranty. FOB Shipping Point.



Product No.	SECURITY CART WITH SHELF			Wt. (lbs.)	Price Ea.
	Cap. (lbs.)	Size D x L x H			
HMWW-RC8WS	1850	24 x 48 x 72"		190	\$559.50
HMWW-RCS Extra Shelf, Cap. 250 (lbs.), Size 24 x 48", Wt. 15 (lbs.), Price Ea. \$29.50					

Open Front Cart with Shelf

- Built for strength and long lasting use.

Heavy duty 14 gauge steel 2" x 2" wire mesh open front cart with one adjustable shelf. 1850 lb capacity with an 11 gauge 1" x 4" wire mesh reinforced base that rolls easily on 5" x 2" poly casters. An ideal cart for display, picking operations, distribution and storage. The bright electro-zinc finish resists rust and corrosion. 1 year limited warranty. FOB Shipping Point.



Product No.	OPEN FRONT CART WITH SHELF			Wt. (lbs.)	Price Ea.
	Cap. (lbs.)	Size D x L x H			
HMWW-RC11WS	1850	24 x 48 x 72"		140	\$356.00
HMWW-RCS Extra Shelf, Cap. 250 (lbs.), Size 24 x 48", Wt. 15 (lbs.), Price Ea. \$29.50					



Big Brute Security Truck

- Built for strength and long lasting use.

This durable powder coated security truck easily maneuvers on 5" x 2" poly casters bolted to a reinforced base. This rugged 2000 lb. capacity "Brute" is manufactured like all Mid-West products to withstand the test of time and offer years of durable dependable use. The 2" x 2" wire grid and 11 ga. steel frame offer strong protection for valuable cargo. The hinge and latch mechanism are designed for maximum strength and protection. 1 year limited warranty. FOB Shipping Point.

Product No.	BIG BRUTE SECURITY TRUCK			Wt. (lbs.)	Price Ea.
	Cap. (lbs.)	Size D x L x H			
HMWW-BB2448NS	2000	24 x 48 x 66"		170	\$699.00
BIG BRUTE SECURITY TRUCK WITH SHELF					
HMWW-BB2448WS	2000	24 x 48 x 66"		184	736.00
HMWW-BB2448S Extra Shelf, Cap. 250 (lbs.), Size 24 x 48", Wt. 13 (lbs.), Price Ea. \$39.95					



RIVET RACK

Rivet Rack

- Quick and easy assembly.
- Attaches to a 40" x 48" pallet.



A unique pallet based steel rack for transport, storage and return trips. Durable black powder coat finish. Patent pending 14 ga. steel base brackets clamp and secure the rack to a standard pallet. No fasteners required. Freestanding or pallet based as shown. Includes 3 adjustable shelf layer brackets with 2" lip for optional shelves (sold separately). A viable alternative to expensive transport carts. The Rivet Rack is truly a better way to transport products. 1500 lb. capacity. Ships "KD". 1 year limited warranty. FOB Shipping Point.


Shown with Optional Wire Grid Shelves (sold separately). Pallet Not Included

RIVET RACK

Mobile Rivet Rack

- Easy forklift entry.

A strong and exceptional value alternative to carts. Fit a standard 40" x 48" base pallet (not included). 14 gauge steel frame and dolly base. Four 5" x 2" durable poly casters included with brake. Black powder coat finish. *A Better way to Transport, Store & Display.* Ships "KD" with easy assembly. 1 year limited warranty. FOB Shipping Point.



Shown with base pallet (not provided) & 4 Adjustable Shelves.

Product No.	MOBILE RIVET RACK			Wt. (lbs.)	Price Ea.
	Cap. (lbs.)	Size D x L x H			
HMWW-RRMW3	1850	40 x 48 x 94"		158	\$247.95
HMWW-RRGS Extra Shelves, 200 lb. Cap., Size 40 x 48", Wt. 12 (lbs.), Price Ea. \$21.95					

Product No.	RIVET RACK			Wt. (lbs.)	Price Ea.
	Cap. (lbs.)	Size D x L x H			
HMWW-RRB3	1500	40 x 48 x 84"		110	\$96.50
OPTIONAL WIRE GRID SHELF					
HMWW-RRGS	200	40 x 48"		12	21.95
HMWW-RRL Optional Extra Shelf Layer, Wt. 15 (lbs.), Price Ea. \$16.95					

Heavy Duty Dolly

Universal durable 40" x 48" steel powder coat dolly. 2200 lb. capacity. Features 5" x 2" casters - 2 swivel and 2 rigid with brakes. Casters are polyolefin with stainless ball bearings. The dolly's versatile multi-purpose design with a 1" lip allows for pallet transport and other uses. 1 year limited warranty. FOB Shipping Point.



Product No.	HEAVY DUTY DOLLY			Wt. (lbs.)	Price Ea.
	Cap. (lbs.)	Size D x L x H			
HMWW-RRD	2200	40 x 48 x 8"		35	\$169.95

WIRE CONTAINERS



Wire Containers

Containers are collapsible and stackable. Can be stacked 4 high fully loaded with product. Two styles of stacking feet, open foot or closed foot. Available with or without casters. Wire material is electronic plated for long life. No minimum order. FOB Shipping Point.

Open Foot Container Series

• **Optional Caster Brakes, Security Tops, Spring-Loaded Shelves and Nameplates available -- call for pricing.**

The "Open Foot" series of containers offers 1/2 drop front gate, automatic latches, solid steel H-D hinges, durable wire feet and a reinforced base for stacking. Caster pads, with or without 2 rigid and 2 swivel 5" x 2" polyurethane casters. Model HEV739 has caster plates and optional 4" x 1 1/4" polyolefin casters. For easy storage containers are fully collapsible when not in use. FOB Shipping Point.



HEV403



OPEN FOOT



HEV403 STACKED



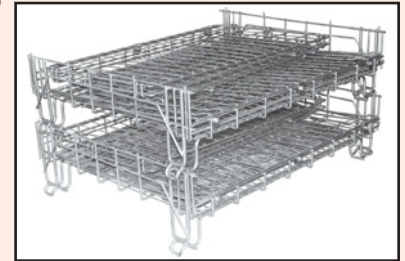
HEV739



HEV102



HEV404-WC



HEV403 COLLAPSED

OPEN FOOT CONTAINER SERIES						
Product No.	Cap. (lbs.)	Overall Size W x D x H	Side Mesh Size	Wt. (lbs.)	Price Ea.	
HEV739	800	33 3/4 x 24 x 26 1/2"	2 1/2 x 3 1/2"	55	\$114.29	
HEV739-WC	800	33 3/4 x 24 x 26 1/2"	2 1/2 x 3 1/2"	65	132.86	
HEV102	2200	44 1/2 x 33 x 39"	2 1/4 x 2 1/4"	110	164.29	
HEV102-WC	2200	44 1/2 x 33 x 39"	2 1/4 x 2 1/4"	130	218.29	
HEV403	2200	48 x 40 x 38"	2 1/2 x 4 1/2"	115	200.00	
HEV403-WC	2200	48 x 40 x 38"	2 1/2 x 4 1/2"	135	252.16	
HEV404	4000	48 x 40 x 45 1/2"	2 1/2 x 4 1/2"	120	211.31	
HEV404-WC	4000	48 x 40 x 45 1/2"	2 1/2 x 4 1/2"	140	263.00	

-WC indicates casters included. Casters add 1/2" to overall height.

Closed Foot Container Series

• **Optional Caster Brakes, Security Tops, and Nameplates available -- call for pricing.**

The "Closed Foot" series of containers offers front gates with locking mechanisms. They stack 4 high fully loaded with product and offer visual inventory. Collapsible when not in use for smaller storage area. Smaller mesh sizes, and channel base under wire for added strength. Caster pads, with or without 2 rigid and 2 swivel 4" x 2" phenolic casters. Model HEVJR5 has caster plates and optional 3 1/2" x 1 1/4" phenolic casters. FOB Shipping Point.



HEV404824



CLOSED FOOT



HEVJR5-WC COLLAPSED



HEVJR5



HEV324028

CLOSED FOOT CONTAINER SERIES						
Product No.	Cap. (lbs.)	Overall Size W x D x H	Side Mesh Size	Wt. (lbs.)	Price Ea.	
HEVJR5	1100	20 x 32 x 21 1/2"	1/2 x 1/2"	55	\$94.29	
HEVJR5-WC	1100	20 x 32 x 21 1/2"	1/2 x 1/2"	65	121.43	
HEV324028	4000	32 x 40 x 34 1/2"	2 x 2"	115	138.60	
HEV324028-WC	4000	32 x 40 x 34 1/2"	2 x 2"	135	166.24	
HEV404824	4000	48 x 40 x 30 1/2"	2 x 2"	139	167.49	
HEV404824-WC	4000	48 x 40 x 30 1/2"	2 x 2"	157	200.37	


-WC indicates casters included. Casters add 1/2" to overall height.

SHEET & BAR RACKS



Variable Height Sheet Rack

- Perfect for shops with multiple sizes of materials.
 - All welded steel construction provides years of service.
- Features 4 different bays with heights from 14" to 40" -- increases visibility of stored materials. Comes complete with 1/2" dia. lag down holes. FOB Shipping Point.




VARIABLE HEIGHT SHEET RACK						
Product No.	Cap. (lbs.)/Bay	No. of Bays	Distance Between Bays	Size W x D x H	Wt. (lbs.)	Price Ea.
HVHSR-4	1500	4	6 1/2"	47 x 36 x 40"	170	\$643.00



HSR-SS

Economical Material Racks

- Designed for long, awkward materials.
- HSR-SS Series...** self supporting 66" high A frame features 8 storage levels with an evenly distributed load capacity of 2,000 lbs. Arms extend up to 12" beyond A-Frame. Base measures 60" x 36". Bright zinc plating provides a long term, attractive appearance. Shipped KD with quick and convenient assembly. FOB Shipping Point. HSR-SS Wt. 61 (lbs.) Price Ea. \$119.00



HSR-WM

- HSR-WM Series...** wall mounted dual 60"H. supports have 3-15" arms and 4-12" arms. Uniform load capacity is 1,000 lbs. 15" arms have 9" height clearance and the 12" arms have 7.25" clearance. Bright zinc plating provides a long term, attractive appearance. Shipped KD with quick and convenient assembly. FOB Shipping Point. HSR-WM Wt. 24 (lbs.) Price Ea. \$68.00

Vertical Storage Rack

- Separation/support bars are welded for long lasting quality.
- Restraint chain securely constrains items in storage bays.

Four bays are standard. Unit is supplied with lag down points. FOB Shipping Point.



VERTICAL STORAGE RACK						
Product No.	Cap. (lbs.)/Bay	No. of Bays	Distance Between Bays	Size W x D x H	Wt. (lbs.)	Price Ea.
HSSRT-47	1500	4	9"	48 1/2 x 24 x 61"	185	\$519.00

Standard Sheet Rack

- Designed for vertical storage of sheet material.
- Standard unit comes with 4 bays.

Intermediate floor bracing gives added steel support while keeping material off the floor. Unit is supplied with lag down points. FOB Shipping Point.



STANDARD SHEET RACK						
Product No.	Cap. (lbs.)/Bay	No. of Bays	Distance Between Bays	Size W x L x H	Wt. (lbs.)	Price Ea.
HVSSR-15	1500	4	10"	50 x 84 x 44"	290	\$1,207.00



Horizontal Sheet Rack

- Unit is made with 5 bays to allow for generous spacing of materials with multiple thicknesses.
- Flat storage reduces the likelihood of warping thin material.

All welded steel frame allows for 2000 lb. capacity per shelf storage. 4 sided access when using 4' x 8' sheet or smaller. Unit is supplied with lag down points. FOB Shipping Point.

HORIZONTAL SHEET RACK						
Product No.	Cap. (lbs.)/Shelf	No. of Shelves	Distance Between Shelves	Size W x H x L	Wt. (lbs.)	Price Ea.
HSHEET-R-57	2000	5	9 1/2"	54 1/2 x 48 x 102 3/4"	514	\$1,328.00

Vertical Bar Racks

- All welded steel construction
 - Designed to be placed up against a wall.
- Long pieces stack vertically while shorter parts are kept horizontal on the 3 pan bays. Unit is supplied with lag down points. FOB Shipping Point.



VERTICAL BAR RACK						
Product No.	Cap. (lbs.)	No. of Bays	Distance Between Bays	Size W x D x H	Wt. (lbs.)	Price Ea.
HVBR-9	3000	3	21"	39 1/4 x 24 x 84 1/2"	152	\$281.00

PORTABLE STACKING RACKS

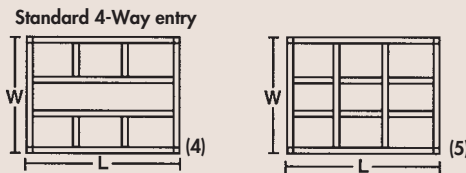
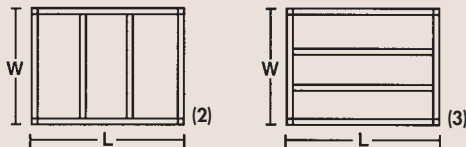
Portable Stacking Racks

- For storing or transport, these long-wearing racks save space and time.
- Utilize vertical storage space by safely stacking these racks up to 5-high.

Forklift portable for easy handling of loads up to 4000 lbs. Rugged construction features stand up to heavy industrial requirements . . . prevents product damage. Save time by moving more material with fewer moves. Side and end frames are available to prevent load shifting. Prices listed are for base frame style 4. For other base frame styles and/or decking options, i.e. plywood, sheet metal, expanded metal, etc., call for pricing. Standard color -- Blue. FOB Shipping Point. (Designs for heavier capacities available.)



BASE FRAME STYLES



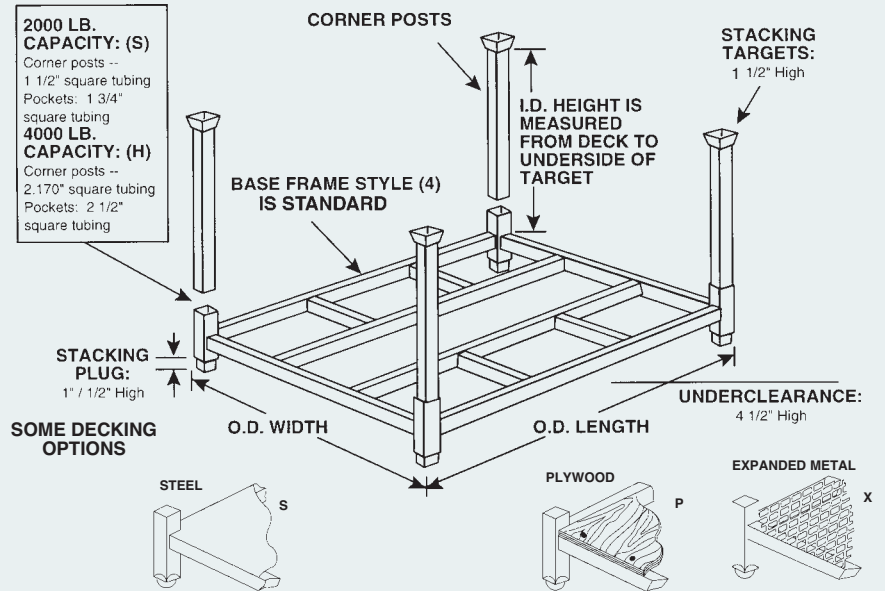
ADDITIONAL SIZES AVAILABLE

Let us design a storage system to fit your requirements. Specifications needed: weight of load, no. of units required, size of base, height of posts above deck, contents, stacked how high, base frame style and deck style.

BASE FRAME
Pricing is based on: Base Frame Style (4) (unless otherwise indicated)

Size W x L (O.D.)	Product No.	Wt. (lbs.)	2000 LB. CAPACITY		
			1-4	Price Ea. 5-16	17-25
36 x 60"	HS3660C2*	53	\$211.36	\$179.24	\$133.36
42 x 48"	HS4248C2*	49	204.69	173.17	127.68
42 x 60"	HS4260C2*	56	216.12	183.57	137.41
48 x 48"	HS4848C2*	52	209.57	177.61	131.73
60 x 60***	HS6060C2*	69	242.21	207.34	159.45
4000 LB. CAPACITY					
36 x 60"	H3660D4*	76	\$260.99	\$222.55	\$169.47
48 x 48"	H4848D4*	74	258.52	220.30	167.36
48 x 54"	H4854D4*	78	265.94	227.05	173.70
60 x 48"	H6048D4*	81	271.00	231.67	177.93
60 x 60"	H6060D4*	90	286.00	245.32	190.61

*Stock sizes.**Style 5 base



CORNER POSTS -- SET OF 4

Height Above Deck (I.D.)	Product No.	Wt. (lbs.)	2000 LB. CAPACITY			4000 LB. CAPACITY				
			Price Per Set - Set = 4pcs. 1-4	5-16	17-25	Product No.	Wt. (lbs.)	Price Per Set - Set = 4pcs. 1-4	5-16	17-25
24"	HP24C2*	19	\$41.40	\$37.70	\$35.79	HP24D4*	26	\$53.03	\$48.30	\$45.84
30"	HP30C2*	22	46.23	42.11	39.96	HP30D4*	31	60.15	54.78	51.99
36"	HP36C2*	25	51.07	46.51	44.14	HP36D4*	36	67.26	61.26	58.14
48"	HP48C2*	32	61.92	56.39	53.52	HP48D4*	45	82.75	75.36	71.53
60"	HP60C2*	52	95.11	86.61	82.21	HP60D4*	70	121.66	110.80	105.16

*Stock sizes.

RACKS CARTS & FRAMES

One Piece Portable Stacking Racks

- Heavy duty racks nest when empty.
- Hold thousands of pounds safely.


These racks hold 4,000 pounds per rack when stacked 3-4 racks high. Sturdy solid one piece, all-steel construction. Increase storage capacity and efficiency. FOB Shipping Point. Standard colors - Blue or Gray.

Product No.	Size D x W x H	Wt. (lbs.)	2-4 Ea.	Price Ea. 5-16 Ea.	17-25 Ea.
HF484048	48" x 40" x 48"	153	\$441.98	\$408.65	\$356.04
HF484060	48" x 40" x 60"	165	463.42	430.08	376.56
HF484848	48" x 48" x 48"	161	457.04	423.70	370.41
HF484860	48" x 48" x 60"	173	478.47	445.14	390.94



Cart Base with Post

Cart Base with Stock Rack



Cart Base HC4248S

Stacking Rack Carts

- Increase versatility and mobility of your stacking racks.

Add to the efficiency of your stock rotation with these cost-effective stacking rack carts. May be used to move standard base/post (from opposite page) about or insert posts in corners for rack with casters. Unit has 2 swivel with brake casters and 2 rigid casters. Available in your choice of 2,000 lb. and 4,000 lb. capacity models. Call for other sizes. Price is for cart base only and does not include posts. (Posts may be purchased on opposite page.) FOB Shipping Point. Standard color - Blue.

Product No.	Cap. (lbs.)	Size W x L	Wt. (lbs.)	Price Ea.
HC3660S	2000	36 x 60"	84	\$341.36
HC4248S	2000	42 x 48"	80	334.69
HC4260S	2000	42 x 60"	87	346.12
HC4848S	2000	48 x 48"	83	339.57
HC6060S	2000	60 x 60"	99	372.21
HC3660H	4000	36 x 60"	106	390.99
HC4848H	4000	48 x 48"	105	388.52
HC4854H	4000	48 x 54"	110	395.94
HC6048H	4000	60 x 48"	113	401.00
HC6060H	4000	60 x 60"	121	416.00



"Tier-Rack™" Dyna Pallet Stacking Frames

- For secure storage of crushable items.
- Use your airspace, not your floorspace!

Frames attach to your warehouse pallets to provide safe storage of products. Racks require little storage space when not in use. Frames snap on pallets for easy assembly. FOB Shipping Point. Standard colors - Blue or Gray.



Product No.	Pallet Size D x W	Load Height	Wt. (lbs.)	1-4 Ea.	Price Ea. 5-16 Ea.	17-25 Ea.
HT484048L	48 x 40"	48"	52	\$169.68	\$156.76	\$140.96
HT484060L	48 x 40"	60"	59	182.04	168.91	152.57
HT484848L	48 x 48"	48"	54	172.80	159.82	143.89
HT484860L	48 x 48"	60"	61	185.16	171.97	155.50
HT606048L	60 x 60"	48"	60	189.61	175.65	158.52
HT606060L	60 x 60"	60"	66	201.97	187.80	170.12

Pricing for racks with capacity of 2,000 pounds when stacked 3-4 racks high. Price does not include pallet.

BAR STORAGE RACKS



Medium-Duty Cantilever Racks

• The perfect storage system for bars, pipes, tubes, lumber, etc.

• Sturdy and stable, these heavy-duty racks are built for years of rough use.

Installation is quick and easy. Convenient uprights facilitate manual loading and unloading and open base design affords easy forklift accessibility. Arms are adjustable on 3" centers up or down the full length of uprights. FOB Shipping Point.

		STRAIGHT ARM				
W/Lip Product No.	W/O Lip Product No.	Cap. (lbs.)	Length	Wt. (lbs.)	Price Ea.	
HMSA12L	HMSA12	1000	12"	6	\$25.70	
HMSA18L	HMSA18	750	18"	7	27.10	
HMSA24L	HMSA24	600	24"	8	28.90	
HMSA30L	HMSA30	500	30"	9	32.90	
HMSA36L	HMSA36	400	36"	10	34.80	
		INCLINED ARM				
HMIA12L	HMIA12	1000	12"	6	\$26.20	
HMIA18L	HMIA18	750	18"	7	28.70	
HMIA24L	HMIA24	600	24"	8	30.30	
HMIA30L	HMIA30	500	30"	9	35.80	
HMIA36L	HMIA36	400	36"	10	36.80	


BRACES FOR 6' - 10' UPRIGHTS - SET OF 2				
Product No.	Length	Wt. (lbs.)	Price Ea.	
HM2B24	23"	21	\$57.60	
HM2B36	35"	28	66.80	
HM2B48	47"	35	77.20	
HM2B60	59"	42	90.80	
HM2B72	71"	49	100.20	
HM2B84	83"	56	109.60	
HM2B96	95"	63	131.50	

Product No.	SINGLE SIDED UPRIGHTS				Wt. (lbs.)	Price Ea.
	Hgt.	Base	Arms Used	Cap. (lbs.)		
HMU633	6'	33"	12"	8100	82	\$188.00
HMU633	6'	33"	18"	6600	82	188.00
HMU633	6'	33"	24"	5500	82	188.00
HMU645	6'	45"	30"	4700	90	199.00
HMU645	6'	45"	36"	4100	90	199.00
HMU733	7'	33"	12"	7900	89	198.00
HMU733	7'	33"	18"	6400	89	198.00
HMU733	7'	33"	24"	5300	89	198.00
HMU745	7'	45"	30"	4600	97	209.00
HMU745	7'	45"	36"	4100	97	209.00
HMU833	8'	33"	12"	7600	96	206.00
HMU833	8'	33"	18"	6300	96	206.00
HMU833	8'	33"	24"	5300	96	206.00
HMU845	8'	45"	30"	4500	104	218.00
HMU845	8'	45"	36"	4000	104	218.00
HMU1033	10'	33"	12"	7100	110	227.00
HMU1033	10'	33"	18"	5900	110	227.00
HMU1033	10'	33"	24"	5000	110	227.00
HMU1045	10'	45"	30"	4400	118	238.00
HMU1045	10'	45"	36"	3800	118	238.00

DOUBLE SIDED UPRIGHTS						
HMDU654	6'	54"	12"	16200	99	223.00
HMDU654	6'	54"	18"	13200	99	223.00
HMDU654	6'	54"	24"	11000	99	223.00
HMDU678	6'	78"	30"	9400	115	245.00
HMDU678	6'	78"	36"	8200	115	245.00
HMDU754	7'	54"	12"	15800	106	233.00
HMDU754	7'	54"	18"	12800	106	233.00
HMDU754	7'	54"	24"	10600	106	233.00
HMDU778	7'	78"	30"	9200	122	255.00
HMDU778	7'	78"	36"	8200	122	255.00
HMDU854	8'	54"	12"	15200	113	242.00
HMDU854	8'	54"	18"	12600	113	242.00
HMDU854	8'	54"	24"	10600	113	242.00
HMDU878	8'	78"	30"	9000	129	264.00
HMDU878	8'	78"	36"	8000	129	264.00
HMDU1054	10'	54"	12"	14200	127	263.00
HMDU1054	10'	54"	18"	11800	127	263.00
HMDU1054	10'	54"	24"	10000	127	263.00
HMDU1078	10'	78"	30"	8800	143	284.00
HMDU1078	10'	78"	36"	7600	143	284.00

Please specify arm length - sold separately.

Additions are inexpensive and easy to make...**NO TOOLS REQUIRED.**



HOW TO SELECT

- Determine modular capacity from tables.
- Determine length of material to be stored and select number of units required from sketch.
- Determine storage volume dimensions and module quantities and order from table.

Product No.	No. of Sections	Cap. (lbs.)	Overall Size L x W x H	Wt. (lbs.)	Price Ea.
HSSR-1	1	2500	16 x 12 x 13"	17	\$85.71
HSSR-2	1	3750	19 x 14 x 17"	29	91.80
HSSR-3	1	5600	22 x 15 x 20"	35	123.77
HSSR-4	1	7500	26 x 16 x 23"	53	135.77
HSSM-1-2	2	2500/section	30 x 12 x 13"	32	144.43
HSSM-1-3	3	2500/section	44 x 12 x 13"	44	193.80
HSSM-1-4	4	2500/section	58 x 12 x 13"	55	240.94
HSSM-1-5	5	2500/section	72 x 12 x 13"	66	275.74
HSSM-2-2	2	3750/section	36 x 14 x 17"	54	161.66
HSSM-2-3	3	3750/section	53 x 14 x 17"	73	211.37
HSSM-2-4	4	3750/section	70 x 14 x 17"	97	268.54
HSSM-2-5	5	3750/section	87 x 14 x 17"	116	314.40
HSSM-3-2	2	5600/section	42 x 15 x 20"	62	192.69
HSSM-3-3	3	5600/section	62 x 15 x 20"	86	251.23
HSSM-3-4	4	5600/section	82 x 15 x 20"	111	310.71
HSSM-3-5	5	5600/section	102 x 15 x 20"	135	372.51
HSSM-4-2	2	7500/section	50 x 16 x 23"	90	227.66
HSSM-4-3	3	7500/section	74 x 16 x 23"	126	295.63
HSSM-4-4	4	7500/section	98 x 16 x 23"	185	369.86
HSSM-4-5	5	7500/section	122 x 16 x 23"	200	445.54

Shelves and 4-way dividers available, prices on request.

SHELF divides full capacity into 2 sections

4-WAY DIVIDER divides full capacity into 4 sections

Steel Stacks

• Low-cost storage of pipes, bars, tubing, etc.

• Stacks can be easily shifted or changed as your requirements change.

Additions are inexpensive and easy to make...no tools required. Perfect for storage of those awkward items that don't store well on standard shelving. All-welded steel construction stands up to rough industrial abuse. Capacities up to 7500 lbs. FOB Shipping Point.

CANTILEVER RACKS

STANDARD HEAVY DUTY UPRIGHTS											
Height	Arms Used	Product No.	Single Sided Uprights				Double Sided Uprights				
			Base	Cap. (lbs.)	Wt. (lbs.)	Price Ea.	Product No.	Base	Cap. (lbs.)	Wt. (lbs.)	Price Ea.
8'	12 & 18"	HU831	31"	28600 & 247000	237	\$403.00	HDU853	53"	57200 & 49400	273	\$462.00
	24"	HU837	37"	21500	245	413.00	HDU865	65"	43000	290	482.00
	30 & 36"	HU849	49"	18300 & 16000	263	436.00	HDU882	82"	36600 & 32000	315	518.00
	42 & 48"	HU861	61"	14200 & 12800	281	456.00	HDU8106	106"	28400 & 25600	349	557.00
10'	12 & 18"	HU1031	31"	28500 & 24600	275	467.00	HDU1053	53"	57000 & 49200	311	527.00
	24"	HU1037	37"	21300	283	477.00	HDU1065	65"	42600	328	546.00
	30 & 36"	HU1049	49"	18200 & 15800	301	500.00	HDU1082	82"	36400 & 31600	353	583.00
	42 & 48"	HU1061	61"	14100 & 12600	319	520.00	HDU10106	106"	28200 & 25200	387	621.00
12'	12 & 18"	HU1231	31"	28200 & 24400	311	520.00	HDU1253	53"	56400 & 48800	347	578.00
	24"	HU1237	37"	20900	319	529.00	HDU1265	65"	41800	364	598.00
	30 & 36"	HU1249	49"	17800 & 15600	337	552.00	HDU1282	82"	35600 & 31200	389	635.00
	42 & 48"	HU1261	61"	13900 & 12500	355	572.00	HDU12106	106"	27800 & 25000	423	673.00
14'	12 & 18"	HU1437	37"	27400 & 23400	358	640.00	HDU1465	65"	54800 & 46800	402	709.00
	24"	HU1437	37"	20200	358	640.00	HDU1465	65"	40400	402	709.00
	30 & 36"	HU1449	49"	17600 & 15400	376	663.00	HDU1482	82"	35200 & 30800	427	745.00
	42 & 48"	HU1461	61"	13700 & 12400	393	683.00	HDU14106	106"	27400 & 24800	462	784.00
16'	12 & 18"	HU1637	37"	23700 & 20300	396	707.00	HDU1665	65"	47400 & 40600	440	776.00
	24"	HU1637	37"	17600	396	707.00	HDU1665	65"	35200	440	776.00
	30 & 36"	HU1649	49"	15300 & 14000	413	731.00	HDU1682	82"	30600 & 28000	465	813.00
	42 & 48"	HU1661	61"	12900 & 12000	431	749.00	HDU16106	106"	25800 & 24000	499	852.00
18'	12 & 18"	HU1849	49"	22200 & 19200	449	827.00	HDU1882	82"	44400 & 38400	500	909.00
	24"	HU1849	49"	16700	449	827.00	HDU1882	82"	33400	500	909.00
	30 & 36"	HU1849	49"	14700 & 13600	449	827.00	HDU1882	82"	29400 & 27200	500	909.00
	42 & 48"	HU1861	61"	12700 & 11900	466	847.00	HDU18106	106"	25400 & 23800	535	948.00
20'	12 & 18"	HU2049	49"	20600 & 17800	484	905.00	HDU2082	82"	41200 & 35600	536	988.00
	24"	HU2049	49"	15800	484	905.00	HDU2082	82"	31600	536	988.00
	30 & 36"	HU2049	49"	13900 & 12800	484	905.00	HDU2082	82"	27800 & 25600	536	988.00
	42 & 48"	HU2061	61"	11900 & 11200	501	925.00	HDU20106	106"	23800 & 22400	570	1,026.00
EXTRA HEAVY DUTY UPRIGHTS											
Height	Arms Used	Product No.	Base	Cap. (lbs.)	Wt. (lbs.)	Price Ea.	Product No.	Base	Cap. (lbs.)	Wt. (lbs.)	Price Ea.
12'	24"	HXU1240	40"	28700	410	737.00	HXDU1266	66"	57400	464	819.00
	30"	HXU1252	52"	24800	432	735.00	HXDU1284	84"	49600	498	859.00
	36"	HXU1252	52"	21900	432	735.00	HXDU1284	84"	43800	498	859.00
	42"	HXU1264	64"	19600	454	762.00	HXDU12108	108"	39200	542	925.00
14'	24"	HXU1440	40"	28400	455	845.00	HXDU1466	66"	56800	509	928.00
	30"	HXU1452	52"	24700	477	843.00	HXDU1484	84"	49400	543	968.00
	36"	HXU1452	52"	21000	477	843.00	HXDU1484	84"	42000	543	968.00
	42"	HXU1464	64"	19100	499	871.00	HXDU14108	108"	38200	587	1,033.00
16'	24"	HXU1464	64"	17600	499	871.00	HXDU14108	108"	35200	587	1,033.00
	30"	HXU1652	52"	27600	522	917.00	HXDU1684	84"	55200	588	1,041.00
	36"	HXU1652	52"	24300	522	917.00	HXDU1684	84"	48600	588	1,041.00
	42"	HXU1652	52"	20500	522	917.00	HXDU1684	84"	41000	588	1,041.00
18'	24"	HXU1664	64"	18700	544	943.00	HXDU16108	108"	37400	632	1,106.00
	30"	HXU1664	64"	17200	544	943.00	HXDU16108	108"	34400	632	1,106.00
	36"	HXU1852	52"	25900	565	1,097.00	HXDU1884	84"	51800	630	1,223.00
	42"	HXU1852	52"	23100	565	1,097.00	HXDU1884	84"	46200	630	1,223.00
20'	24"	HXU1864	64"	18200	565	1,097.00	HXDU1884	84"	40800	630	1,223.00
	30"	HXU1864	64"	16800	587	1,124.00	HXDU18108	108"	36400	674	1,287.00
	36"	HXU2052	52"	25300	607	1,119.00	HXDU2084	84"	50600	673	1,243.00
	42"	HXU2052	52"	21800	607	1,119.00	HXDU2084	84"	43600	673	1,243.00
20'	24"	HXU2064	64"	17600	629	1,146.00	HXDU20108	108"	35200	717	1,309.00
	30"	HXU2064	64"	16300	629	1,146.00	HXDU20108	108"	32600	717	1,309.00

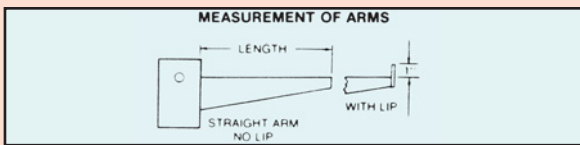


Forklift **EASILY** loads on or off arms and bases.

Rugged Cantilever Racks

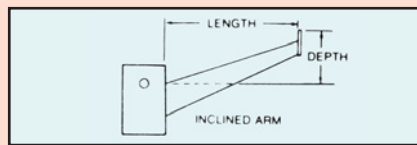
- Organize all your inventory for instant selection.
- Instant accessibility to one piece or a full load.

Makes efficient, time-saving work of storing long or awkward lengths of pipe, bar, tubing, lumber, poles, etc. Forklift easily loads on or off arms and bases. Bases can be used for extra storage. For longer materials, simply add braces and upright columns to fit your needs. Arms are adjustable 3" up and down the full length of the upright. Uprights are punched on both sides for use as single-sided or double-sided units. All rugged heavy-gauge steel construction for sure, safe support of heavy loads and long life. FOB Shipping Point.



Arms - All arms can be used on either Standard Heavy Duty or Extra Heavy Duty uprights.

STANDARD STRAIGHT ARMS						
Length	Cap. (lbs.)	Wt. (lbs.)	Without Lip		With Lip	
			Product No.	Price Ea.	Product No.	Price Ea.
12"	3000	9	HSA12	\$33.40	HSA12L	\$33.40
18"	2500	11	HSA18	36.50	HSA18L	36.50
24"	2000	13	HSA24	37.60	HSA24L	37.60
30"	1500	15	HSA30	41.00	HSA30L	41.00
36"	1200	17	HSA36	43.80	HSA36L	43.80
42"	1100	19	HSA42	48.10	HSA42L	48.10
48"	1000	21	HSA48	50.10	HSA48L	50.10
STANDARD INCLINED ARMS						
12"	3000	9	HIA12	37.60	HIA12L	37.60
18"	2500	11	HIA18	38.60	HIA18L	38.60
24"	2000	13	HIA24	40.70	HIA24L	40.70
30"	1500	15	HIA30	45.90	HIA30L	45.90
36"	1200	17	HIA36	48.00	HIA36L	48.00
HEAVY DUTY & EXTRA HEAVY DUTY STRAIGHT ARMS						
36"	2175	28	HHDSA36	55.30	HHDSA36L	55.30
36"	3400	34	HXHDSA36	74.10	HXHDSA36L	74.10
42"	1865	31	HHDSA42	61.90	HHDSA42L	61.90
42"	2900	37	HXHDSA42	78.30	HXHDSA42L	78.30
48"	1630	34	HHDSA48	62.60	HHDSA48L	62.60
48"	2500	40	HXHDSA48	79.30	HXHDSA48L	79.30



Brace Sets - All braces can be used on either Standard Heavy Duty or Extra Heavy Duty uprights.

Product No.	BRACES - 8' UPRIGHT		Price Set of Two
	Length (Col. Centers)	Wt. (lbs.)	
H2B36	3'	28	\$66.80
H2B48	4'	35	77.20
H2B60	5'	42	90.80
H2B72	6'	49	100.20
H2B84	7'	56	109.60
H2B96	8'	63	131.50
BRACES - 10-14' UPRIGHT			
H3B36	3'	41	100.20
H3B48	4'	52	115.90
H3B60	5'	62	136.80
H3B72	6'	73	151.40
H3B84	7'	83	163.90
H3B96	8'	94	196.30
BRACES - 16-20' UPRIGHT (Includes X Bracing)			
H4B36X	3'	81	195.50
H4B48X	4'	97	213.30
H4B60X	5'	113	249.60
H4B72X	6'	130	290.30
H4B84X	7'	147	302.40
H4B96XX	8'	182	391.60

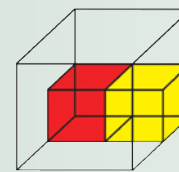


Hair Pin Keeper

permits instant adjustability of arms. Easily inserted and removed for adjustment of arm height. Cannot be worked loose in service.

Maximum Standard Arms Per Upright Hgt.	Price Set of Three	
	Single	Double
8'	9	18
10'	12	24
12'	14	28
14'	17	34
16'	20	40
18'	22	44
20'	24	48

WIRE SHELVING



QUANTUM
STORAGE
SYSTEMS®

Quantum Storage Chrome Wire Shelving

- Heavy-duty chrome wire shelving – create your own unit.
- Easy and quick assembly.

Heavy-duty chrome modular wire storage system offers a combination of shelf and post sizes to meet any applications. Split sleeve connectors with grooved numbered post allows for easy and quick assembly. Shelves are constructed of all welded wire mats and supported with architectural wire trusses providing 800 lb. capacity per shelf. Leveling legs support each corner on stationary units and polyurethane non-marking casters can be added to mobilize unit. FOB Shipping Point.

Starter Kits

Heavy-duty shelving unit allows 800 lb. shelf capacity. 60"W. and 72"W. shelves have 600 lb. load capacity. Available in 4 different heights with 15 different shelf size options. Comes complete with 4 posts and 4 shelves. Additional shelves may be purchased separately.



Back to Back Unit

Starter Unit Add-On Unit
Side to Side Unit

Additional Shelves

May be purchased for the starter kits and add-on units. Available in 5 different widths in 12", 18" and 24" depths. Additional posts are available in 4 different heights. Please order S-Hooks if you purchase a shelf for an Add-On.

ADDITIONAL SHELVES			
Product No.	Size D x W	Wt. (lbs.)	Price Ea.
H1236C	12 x 36"	8	\$22.62
H1242C	12 x 42"	9	25.89
H1248C	12 x 48"	10	29.55
H1260C	12 x 60"	15	38.51
H1272C	12 x 72"	18	45.06
H1836C	18 x 36"	10	27.40
H1842C	18 x 42"	11	32.09
H1848C	18 x 48"	12	35.59
H1860C	18 x 60"	17	41.99
H1872C	18 x 72"	20	48.42
H2436C	24 x 36"	13	35.00
H2442C	24 x 42"	15	39.66
H2448C	24 x 48"	16	42.58
H2460C	24 x 60"	21	52.51
H2472C	24 x 72"	26	61.84
ADDITIONAL POSTS			
HP54C	54"H.	3	8.75
HP63C	63"H.	4	9.34
HP74C	74"H.	5	10.49
HP86C	86"H.	6	12.82

Add-On Kits

Allows expansion of Starter Kit by sharing a set of posts. Configuration options include straight line, back to back and right angles (L-shape). Comes complete with 2 posts, 4 shelves, and 8 S-Hooks. Additional shelves and posts may be purchased separately. Units with Add-On Kit cannot be made mobile.

S-Hooks

Use in corners or for continuous runs of shelving. Two hooks should be placed where two posts are not used. Sold in pk. of 8 hooks.

HS-HOOK Wt. 1 (lbs.) Price Ea. \$6.82

Mobile Units

Easy rolling on polyurethane non-marking casters. HWR-00H Wt. 10 (lbs.)/Set 4.

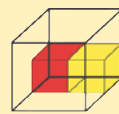
Price Set of 4 \$66.77

CHROME WIRE SHELVING					
Size L x W	Product No.	Wt. (lbs.)	Price Ea.	ADD-ON	
				Product No.	Price Ea.
54"H. UNITS WITH 4 SHELVES					
12 x 36"	HWR54-1236C	44	\$125.51	HAD54-1236C	\$114.60
12 x 42"	HWR54-1242C	48	138.55	HAD54-1242C	127.65
12 x 48"	HWR54-1248C	52	153.17	HAD54-1248C	142.27
12 x 60"	HWR54-1260C	72	189.05	HAD54-1260C	178.16
12 x 72"	HWR54-1272C	84	215.24	HAD54-1272C	204.34
18 x 36"	HWR54-1836C	52	144.66	HAD54-1836C	133.75
18 x 42"	HWR54-1842C	56	163.38	HAD54-1842C	152.47
18 x 48"	HWR54-1848C	62	177.36	HAD54-1848C	166.46
18 x 60"	HWR54-1860C	80	202.99	HAD54-1860C	192.08
18 x 72"	HWR54-1872C	92	228.67	HAD54-1872C	217.77
24 x 36"	HWR54-2436C	64	175.01	HAD54-2436C	164.10
24 x 42"	HWR54-2442C	72	193.66	HAD54-2442C	182.77
24 x 48"	HWR54-2448C	76	205.35	HAD54-2448C	194.45
24 x 60"	HWR54-2460C	96	245.01	HAD54-2460C	234.12
24 x 72"	HWR54-2472C	116	282.33	HAD54-2472C	271.44
63"H UNITS WITH 4 SHELVES					
12 x 36"	HWR63-1236C	48	\$127.80	HAD63-1236C	\$115.75
12 x 42"	HWR63-1242C	52	140.85	HAD63-1242C	128.81
12 x 48"	HWR63-1248C	56	155.47	HAD63-1248C	143.42
12 x 60"	HWR63-1260C	76	191.35	HAD63-1260C	179.29
12 x 72"	HWR63-1272C	88	217.54	HAD63-1272C	205.48
18 x 36"	HWR63-1836C	56	146.95	HAD63-1836C	134.91
18 x 42"	HWR63-1842C	60	165.67	HAD63-1842C	153.63
18 x 48"	HWR63-1848C	64	179.66	HAD63-1848C	167.62
18 x 60"	HWR63-1860C	82	205.28	HAD63-1860C	193.24
18 x 72"	HWR63-1872C	96	230.97	HAD63-1872C	218.92
24 x 36"	HWR63-2436C	68	177.30	HAD63-2436C	165.25
24 x 42"	HWR63-2442C	76	195.96	HAD63-2442C	183.90
24 x 48"	HWR63-2448C	80	207.65	HAD63-2448C	195.61
24 x 60"	HWR63-2460C	100	247.32	HAD63-2460C	235.28
24 x 72"	HWR63-2472C	120	284.64	HAD63-2472C	272.59
74"H UNITS WITH 4 SHELVES					
12 x 36"	HWR74-1236C	52	\$132.45	HAD74-1236C	\$118.09
12 x 42"	HWR74-1242C	56	145.52	HAD74-1242C	131.14
12 x 48"	HWR74-1248C	60	160.13	HAD74-1248C	145.76
12 x 60"	HWR74-1260C	80	196.02	HAD74-1260C	181.63
12 x 72"	HWR74-1272C	92	222.20	HAD74-1272C	207.82
18 x 36"	HWR74-1836C	60	151.61	HAD74-1836C	137.24
18 x 42"	HWR74-1842C	64	170.33	HAD74-1842C	155.96
18 x 48"	HWR74-1848C	68	184.33	HAD74-1848C	169.95
18 x 60"	HWR74-1860C	88	209.95	HAD74-1860C	195.58
18 x 72"	HWR74-1872C	100	235.64	HAD74-1872C	221.25
24 x 36"	HWR74-2436C	72	181.96	HAD74-2436C	167.59
24 x 42"	HWR74-2442C	80	200.63	HAD74-2442C	186.24
24 x 48"	HWR74-2448C	84	212.31	HAD74-2448C	197.93
24 x 60"	HWR74-2460C	104	251.99	HAD74-2460C	237.60
24 x 72"	HWR74-2472C	124	289.30	HAD74-2472C	274.93
86"H UNITS WITH 4 SHELVES					
12 x 36"	HWR86-1236C	56	\$141.79	HAD86-1236C	\$122.74
12 x 42"	HWR86-1242C	60	154.86	HAD86-1242C	135.80
12 x 48"	HWR86-1248C	64	169.47	HAD86-1248C	150.42
12 x 60"	HWR86-1260C	84	205.35	HAD86-1260C	186.30
12 x 72"	HWR86-1272C	96	231.53	HAD86-1272C	212.49
18 x 36"	HWR86-1836C	64	160.95	HAD86-1836C	141.89
18 x 42"	HWR86-1842C	68	179.66	HAD86-1842C	160.61
18 x 48"	HWR86-1848C	72	193.66	HAD86-1848C	174.61
18 x 60"	HWR86-1860C	92	219.28	HAD86-1860C	200.23
18 x 72"	HWR86-1872C	104	244.95	HAD86-1872C	225.92
24 x 36"	HWR86-2436C	76	191.29	HAD86-2436C	172.24
24 x 42"	HWR86-2442C	84	209.95	HAD86-2442C	190.91
24 x 48"	HWR86-2448C	88	221.65	HAD86-2448C	202.59
24 x 60"	HWR86-2460C	108	261.33	HAD86-2460C	242.27
24 x 72"	HWR86-2472C	128	298.64	HAD86-2472C	279.58

Starter Units include 4 posts and 4 shelves

Add-On Units include 2 posts, 4 shelves and 8 S-Hooks.

WIRE SHELVING




QUANTUM® STORAGE SYSTEMS

Chrome Wire Shelving

- Create your own unit to fit your needs.
- Quick and easy assembly.
- Perfect for dry storage as well as displaying products.

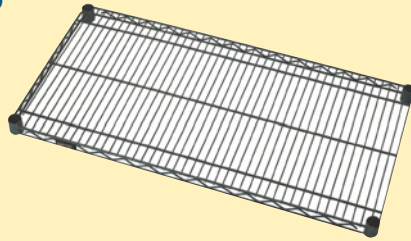
A bright, shiny surface which comes from a plating process where hard chrome is deposited over a nickel surface. This finish is the most popularly utilized due to its extreme durability and ability to be used in almost any type of application. FOB Shipping Point.



Proform Wire Shelving

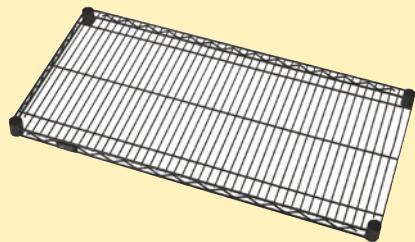
- Perfect for wet environments.
- Antimicrobial coating.

A solution for high humidity or wet environments. The carbon steel is treated with a zinc phosphate base. A hybrid epoxy with an antibacterial agent is electrostatically applied over the treated surface offering antimicrobial protection. Color is Light Green. FOB Shipping Point.



Black Wire Shelving

Treated with an iron phosphate and the powder coated black epoxy is electrostatically applied, baked and cured to a hard surface. FOB Shipping Point.



Posts

- 16 gauge carbon steel posts.
- Adjustable in 1" increments to fit your needs.

All posts are fabricated from 16 gauge carbon steel with grooves on 1" increments. Numbers are printed between grooves for quick assembly. Leveling legs are enclosed with all posts. Leveling legs cannot be used in conjunction with stem casters. FOB Shipping Point.



Description	POSTS			Wt. (lbs.)	Price Ea.
	Chrome Product No.	Proform Product No.	Black Product No.		
6"H Post	HP6C	HP6P	--	1	\$4.09
14"H Post	HP14C	HP14P	--	1	5.26
34"H Post	HP34C	HP34P	HP34BK	2	6.41
36"H Post	HP36C	--	--	2	6.78
39"H Post	HP39C	--	--	2	7.35
54"H Post	HP54C	HP54P	HP54BK	3	8.75
63"H Post	HP63C	HP63P	HP63BK	4	9.34
74"H Post	HP74C	HP74P	HP74BK	4	10.49
86"H Post	HP86C	HP86P	HP86BK	5	12.82
96"H Post	HP96C	HP96P	--	6	16.34

All Three Finishes at the Same Price.

Size W x L	12" DEEP WIRE SHELVES			Wt. (lbs.)	Price Ea.
	Chrome Product No.	Proform Product No.	Black Product No.		
12 x 24"	H1224C	--	--	6	\$16.08
12 x 30"	H1230C	--	--	6	19.35
12 x 36"	H1236C	H1236P	H1236BK	7	22.62
12 x 42"	H1242C	--	--	8	25.89
12 x 48"	H1248C	H1248P	H1248BK	9	29.55
12 x 60"	H1260C	H1260P	--	14	38.51
12 x 72"	H1272C	H1272P	--	17	45.06

Size W x L	14" DEEP WIRE SHELVES			Wt. (lbs.)	Price Ea.
	Chrome Product No.	Proform Product No.	Black Product No.		
14 x 24"	H1424C	--	--	6	\$20.00
14 x 30"	H1430C	--	--	7	22.51
14 x 36"	H1436C	H1436P	--	8	25.01
14 x 42"	H1442C	--	--	10	28.99
14 x 48"	H1448C	H1448P	--	11	32.57
14 x 54"	H1454C	--	--	12	36.41
14 x 60"	H1460C	H1460P	--	14	40.25
14 x 72"	H1472C	H1472P	--	17	46.74

Size W x L	18" DEEP WIRE SHELVES			Wt. (lbs.)	Price Ea.
	Chrome Product No.	Proform Product No.	Black Product No.		
18 x 24"	H1824C	--	H1824BK	7	\$23.92
18 x 30"	H1830C	H1830P	--	8	25.67
18 x 36"	H1836C	H1836P	H1836BK	10	27.40
18 x 42"	H1842C	H1842P	--	11	32.09
18 x 48"	H1848C	H1848P	H1848BK	14	35.59
18 x 54"	H1854C	H1854P	--	15	40.26
18 x 60"	H1860C	H1860P	H1860BK	17	41.99
18 x 72"	H1872C	H1872P	H1872BK	20	48.42

Size W x L	21" DEEP WIRE SHELVES			Wt. (lbs.)	Price Ea.
	Chrome Product No.	Proform Product No.	Black Product No.		
21 x 24"	H2124C	--	--	8	\$26.24
21 x 30"	H2130C	--	--	9	29.76
21 x 36"	H2136C	H2136P	--	11	32.67
21 x 42"	H2142C	--	--	12	36.16
21 x 48"	H2148C	H2148P	--	14	38.50
21 x 54"	H2154C	--	--	16	44.35
21 x 60"	H2160C	H2160P	--	18	47.25
21 x 72"	H2172C	H2172P	--	24	54.83

Size W x L	24" DEEP WIRE SHELVES			Wt. (lbs.)	Price Ea.
	Chrome Product No.	Proform Product No.	Black Product No.		
24 x 24"	H2424C	--	H2424BK	9	\$30.93
24 x 30"	H2430C	H2430P	--	11	33.26
24 x 36"	H2436C	H2436P	H2436BK	13	35.00
24 x 42"	H2442C	H2442P	--	15	39.66
24 x 48"	H2448C	H2448P	H2448BK	16	42.58
24 x 54"	H2454C	H2454P	--	18	48.42
24 x 60"	H2460C	H2460P	H2460BK	21	52.51
24 x 72"	H2472C	H2472P	H2472BK	26	61.84


Size W x L	30" DEEP WIRE SHELVES			Wt. (lbs.)	Price Ea.
	Chrome Product No.	Proform Product No.	Black Product No.		
30 x 36"	H3036C	H3036P	--	15	\$47.25
30 x 42"	H3042C	H3042P	--	18	54.01
30 x 48"	H3048C	H3048P	--	21	55.42
30 x 60"	H3060C	H3060P	--	27	61.27
30 x 72"	H3072C	H3072P	--	31	74.09

Size W x L	36" DEEP WIRE SHELVES			Wt. (lbs.)	Price Ea.
	Chrome Product No.	Proform Product No.	Black Product No.		
36 x 36"	H3636C	H3636P	--	18	\$53.66
36 x 48"	H3648C	H3648P	--	23	62.42
36 x 60"	H3660C	H3660P	H3660BK	29	72.91
36 x 72"	H3672C	H3672P	H3672BK	35	86.90

Donut Bumper

Non-marking donut bumper used to protect walls and help cushion impact. FOB Shipping Point.

HDB Wt. 1 (lbs.) Price Ea. \$1.81



Mobile Kit

Set of 4 swivel polyurethane 5" x 1 1/4" casters, 2 with brakes. Can be used with all units shown. 1,200 lb. load capacity. FOB Shipping Point.

HWR-00H Wt. 10 (lbs.) Price Ea. \$66.77

CHROME WIRE SHELVING



Chrome Wire Shelving Carts

• Easy and quick assembly.

Genuine Quantum Chrome Wire Shelving Mobile Carts. Heavy Duty wire shelving mobile carts resist corrosion, prevent the build up of dust and dirt, improve the visibility of stored parts and allow for sprinkler penetration and ventilation. Units support 800 lbs. per shelf. Cart comes complete with four casters in a two or three shelf configuration. FOB Shipping Point.




HWRC-1836-2

CHROME WIRE SHELVING CARTS 18" HANDLE				
Product No.	Size W x L x H	No. Shelves	Wt. (lbs.)	Price Ea.
HWRC-1836-2	18 x 36 x 37½"	2	42	\$176.86
HWRC-1836-3	18 x 36 x 37½"	3	52	204.26
HWRC-1842-2	18 x 42 x 37½"	2	45	186.23
HWRC-1842-3	18 x 42 x 37½"	3	56	218.31
HWRC-1848-2	18 x 48 x 37½"	2	47	193.22
HWRC-1848-3	18 x 48 x 37½"	3	59	228.81
24" HANDLE				
HWRC-2436-2	24 x 36 x 37½"	2	47	201.17
HWRC-2436-3	24 x 36 x 37½"	3	60	236.17
HWRC-2442-2	24 x 42 x 37½"	2	53	210.50
HWRC-2442-3	24 x 42 x 37½"	3	68	250.16
HWRC-2448-2	24 x 48 x 37½"	2	61	216.34
HWRC-2448-3	24 x 48 x 37½"	3	76	258.92

Chrome Wire Shelving Unit Accessories

Side and Back Ledges

Ledges act as a perimeter to retain shelf items and prevent anything from falling off. Chrome finish.



SIDE LEDGES			
Product No.	Description	Wt. (lbs.)	Price Ea.
HSL12	12"D Side Ledge	1	\$5.33
HSL14	14"D Side Ledge	1	6.01
HSL18	18"D Side Ledge	1	6.31
HSL21	21"D Side Ledge	2	6.91
HSL24	24"D Side Ledge	2	7.82
HSL30	30"D Side/Back Ledge	2	8.42
BACK LEDGES			
HBL36	36"W Back/Side Ledge	3	10.53
HBL42	42"W Back Ledge	3	11.43
HBL48	48"W Back Ledge	3	13.22
HBL54	54"W Back Ledge	4	13.83
HBL60	60"W Back Ledge	5	14.43
HBL72	72"W Back Ledge	6	16.85

Dividers

Dividers are 7"H and are available in 7 depths to be used with all shelves. Dividers come 2 per package. Chrome finish.



SHELF DIVIDERS			
Product No.	Description	Wt. (lbs.)	Price Ea.
HDIV12	Divider for 12"D Shelf	2	\$6.81
HDIV14	Divider for 14"D Shelf	2	7.22
HDIV18	Divider for 18"D Shelf	2	7.82
HDIV21	Divider for 21"D Shelf	3	9.93
HDIV24	Divider for 24"D Shelf	3	11.43
HDIV30	Divider for 30"D Shelf	4	19.01
HDIV36	Divider for 36"D Shelf	4	22.85

Drawer Slides

Single and double Drawer Slides compliment any system with specialized areas for storage and allow bins and trays to be suspended between shelves.



Foot Plates

Use of Foot Plate on post allows unit to be bolted to the floor for added support. HFP Wt. 1 (lbs.) Price Ea. \$4.38



Floor Glides

Use of Non-Marking Floor Glides protect floor from damage. HFG Wt. 1 (lbs.) Price per set of 4 \$1.95



Document Holder

Measures 12¾" L x 2"D x 8¾" H. HDH8 Wt. 1 (lbs.) Price Ea. \$15.04

Utility Basket

Measures 17¾" L x 7½" D x 10" H. HUB10 Wt. 1 (lbs.) Price Ea. \$30.55



S Hooks

Use in corners or for continuous runs of shelving. Two hooks should be placed per shelf where two posts are not utilized. Sold in pk. of 8 hooks. HS-HOOK Wt. 8 (lbs.) Price Ea. \$6.82



HBC212434M1

HBC212469M1

Bin Carts

Modular in design the slide positions are adjustable on 1" centers enabling the cart to work with various bins and/or trays. Bins available in Red, Blue and Gray -- please specify. Chrome finish. FOB Shipping Point.

BIN CARTS WITH DIVIDABLE GRID CONTAINERS						
Product No.	Size L x W x H	No. Bins	Bin Size L x W x H	Wt. (lbs.)	Price Ea.	
HBC212434M1	21 x 24 x 45"	4	22½ x 17½ x 6"	58	\$310.53	
HBC212469M1	21 x 24 x 69"	7	22½ x 17½ x 6"	68	434.47	
HBC212469M2	21 x 24 x 69"	11	22½ x 17½ x 3"	84	568.81	
BIN CART WITHOUT BINS (Includes slides for 7 bin levels)						
HBC212469M	21 x 24 x 69"	-	-	50	322.05	


WIRE SHELVING, WIRE PANELS, MESH BINS & EZPLATFORM



4-Shelf Consumer Grade Wire Shelving

- All packed in 1 box for Super Easy Inventory Control, Shipping and Receiving.
- 300 lb. capacity per shelf.

Snap together design assembles in minutes. The wire design allows for air circulation and minimal dust buildup. Shelves easily adjust on 1" increments to your exact needs. Ideal storage solution for any commercial, office, warehouse or home application. Bright chrome finish. FOB Shipping Point.



Product No.	4-SHELF CONSUMER GRADE WIRE SHELVING Outside Dimensions	Wt. (lbs.)	Price Ea.
HRWR72-1830LD	18 x 30 x 72"	35	\$91.32
HRWR72-1836LD	18 x 36 x 72"	38	98.12
HRWR72-1842LD	18 x 42 x 72"	42	105.69
HRWR72-1848LD	18 x 48 x 72"	46	114.06
HRWR72-2430LD	24 x 30 x 72"	40	105.48
HRWR72-2436LD	24 x 36 x 72"	46	122.55
HRWR72-2442LD	24 x 42 x 72"	51	131.88
HRWR72-2448LD	24 x 48 x 72"	56	138.40

Mesh Stack & Hang Bins

- Available in 9 popular sizes.

New patented wire Mesh Bins are an industry exclusive. Our innovative mesh design offers a nickel-chrome finish and a 3/8" x 3/8" grid pattern allowing complete visibility of the bin's contents. This unique mesh pattern provides a dust free storage environment. Mesh Stack & Hang Bins stack one on top of the other and feature a rear hanger that allows them to hang from any louvered wall panel or rail system. FOB Shipping Point.




Product No.	MESH STACK & HANG BINS Outside Dimensions	Wt. (lbs.)	Price Ea.
HQMB510C	5 1/2 x 4 1/4 x 3"	12	\$7.75
HQMB520C	7 1/4 x 4 1/4 x 3"	15	8.83
HQMB530C	10 3/8 x 5 1/2 x 5"	12	11.23
HQMB535C	10 3/8 x 11 x 5"	19	16.25
HQMB539C	10 1/2 x 8 x 7"	20	13.14
HQMB540C	14 1/2 x 8 x 7"	30	17.78
HQMB550C	14 1/2 x 16 1/4 x 7"	17	23.88
HQMB560C	18 1/2 x 11 x 10 1/4"	21	32.43
HQMB570C	18 1/2 x 17 x 11 1/4"	28	38.52

Wire Louvered Panels

- Available in three sizes.

Quantum's new chrome wire louvered panels offer a perfect mounting solution for all plastic hanging and new wire mesh hanging bins. Unlike a standard louvered panel where there can be the occasional concern of dust or dirt accumulation, Quantum's exclusive offering of wire panels, completely resist any buildup of dust or dirt. Direct mounting clips are included and enable fastening to any surface - wall, wood, concrete, or drywall.



Mounting screws are not included as they differ based on what type of surface the panels are being mounted to. Offset mounting clips HWLP-OSC are sold separately if you want the wire panel mounted offset and away from a wall surface for easier cleaning behind the panel. FOB Shipping Point.



HWLP-3036C (Bins Sold Separately)

Product No.	WIRE LOUVERED PANELS Outside Dimensions	Wt. (lbs.)	Price Ea.
HWLP-1836C	36"W x 18"H	13	\$39.28
HWLP-3036C	36"W x 30"H	21	65.15
HWLP-3048C	48"W x 30"H	28	82.51

HWLP-OSC Offset Mount Clips - 4 Pack, Wt. 1 (lb.), Price Per Pkg. \$3.08



HWLP-OSC Offset Mount Clip



Two Unit Assembly


Unit can be built to any 12" increment to organize, ship, move or store items

Product No.	EZ LOCK EXPANDABLE PLATFORM RACK & PALLET Outside Dimensions	Wt. (lbs.)	Price Per Pair
HEL-12406	12 x 40 x 6"	28	\$97.88

EZ Lock Platform & Pallet

- EZ Lock platform and pallet allows you to customize your storage space in seconds.

The patented interlocking design allows true flexibility in building the exact size pallet or platform you need. Using 12" x 40" footprints, each unit locks together making this an all purpose storage, moving and shipping solution. Manufactured of recycled high density polyethylene, the vented deck is freezer safe and chemical resistant. Its one piece body design and structure allows for a 4 way forklift and hand truck entry, and it meets GMA industry standards. Enhances any 5S Lean initiative. Withstands temperatures from -30°F-200°F and offers a 2,500 lb. load capacity when locked together. Once built, the structure will maintain its dimensions with no sagging or stretching. Plastic will not absorb any liquids or chemicals and is resistant to insect infestation. Perfect for use in hospitals, pharmacies, clean rooms, food and beverage areas, manufacturing environments, and supermarket and grocery store back rooms. Available in Black. FOB Shipping Point.




STACKING BASKETS & SECURITY UNITS



Post Baskets

- Baskets offer a variety of storage space.

Post baskets are manufactured of heavy-duty chrome wire offering a $\frac{3}{8}$ " x $\frac{3}{8}$ " mesh design on the bottom/flat surface. Super heavy-duty design affords a 600-800 lb. load capacity evenly distributed. Drop front and sloped sides provide super easy access while providing a captive space for all stored items. Baskets are adjustable on 1" increments utilizing standard 1" diameter posts. Chrome finish. FOB Shipping Point.



Basket Size W x L x H	POST BASKETS			DIVIDER		
	Product No.	Wt. (lbs.)	Price Ea.	Product No.	Wt. (lbs.)	Price Ea.
18 x 24 x 10"	HBSK1824C	10	\$40.58	HDSK18	1	\$6.69
18 x 36 x 10"	HBSK1836C	15	55.85	HDSK18	1	6.69
18 x 48 x 10"	HBSK1848C	20	69.88	HDSK18	1	6.69
18 x 60 x 10"	HBSK1860C	25	86.77	HDSK18	1	6.69
24 x 24 x 10"	HBSK2424C	15	50.37	HDSK24	1	8.12
24 x 36 x 10"	HBSK2436C	20	68.00	HDSK24	1	8.12
24 x 48 x 10"	HBSK2448C	25	86.03	HDSK24	1	8.12
24 x 60 x 10"	HBSK2460C	30	105.17	HDSK24	1	8.12

Complete Post Basket Mobile Units

Includes:

- 5 Baskets
- 4 Posts
- 4 Donut Bumpers
- 4 Casters (2 with brake)

FOB Shipping Point.



HWRC74-BSK1836C-5
(Contents not included)


POST BASKET MOBILE UNITS			
Product No.	Size W x L x H	Wt. (lbs.)	Price Ea.
HWRC74-BSK1824C-5	18 x 24 x 80"	77	\$318.87
HWRC74-BSK1836C-5	18 x 36 x 80"	102	395.22
HWRC74-BSK1848C-5	18 x 48 x 80"	127	465.37
HWRC74-BSK1860C-5	18 x 60 x 80"	152	549.82
HWRC74-BSK2424C-5	24 x 24 x 80"	102	367.82
HWRC74-BSK2436C-5	24 x 36 x 80"	127	455.97
HWRC74-BSK2448C-5	24 x 48 x 80"	152	546.12
HWRC74-BSK2460C-5	24 x 60 x 80"	177	641.82

Modular Stacking Baskets

- Stacking baskets offer a variety of storage, display and mobile supply applications.

Dividers can be used to separate product. Accessible front and a wide selection of sizes allow for all types of product to be used from IV solution storage to retail display. Attractive, scratch and corrosion resistant nickle chrome finish adds to durability of baskets.

Dolly Base - Includes 4 - 5" swivel casters which offer mobile versatility to any unit.



DOLLY BASE			
Product No.	Dimensions W x L	Wt. (lbs.)	Price Ea.
HM2036BD	20 x 36"	32	\$101.90
HM2048BD	20 x 48"	34	107.56

MODULAR STACKING BASKETS AND DIVIDERS						
Basket Size W x L x H	Product No.	Wt. (lbs.)	Price Ea.	DIVIDER		
				Product No.	Wt. (lbs.)	Price Ea.
14 x 36 x 9"	H1436BC	10	\$43.26	H149DC	1	\$5.10
14 x 48 x 9"	H1448BC	13	50.69	H149DC	1	5.10
20 x 36 x 9"	H2036BC	12	49.92	H209DC	2	6.92
20 x 48 x 9"	H2048BC	15	68.46	H209DC	2	6.92
20 x 36 x 12"	H203612BC	14	58.15	H2012DC	2	8.08
20 x 48 x 12"	H204812BC	16	70.74	H2012DC	2	8.08



Stem Caster Security Unit



Dolly Base Security Unit

Genuine Quantum Chrome Security Units

- Quick and easy assembly.

Stationary and Mobile Units prevent pilferage while allowing high visibility of contents at all times. The all-welded heavy gauge wire construction for the sides, back and doors are shipped knocked down. The unit can be shipped with any quantity of intermediate shelves -- purchased separately. Chrome finish. FOB Shipping Point.

STATIONARY SECURITY UNITS			
Product No.	Dimensions L x W x H	Wt. (lbs.)	Price Ea.
H2436-63SEC	36 x 24 x 63"	165	\$706.23
H2448-63SEC	48 x 24 x 63"	192	796.34
H2460-63SEC	60 x 24 x 63"	224	892.80

STEM CASTER SECURITY UNITS			
Product No.	Dimensions L x W x H	Wt. (lbs.)	Price Ea.
HM2436-69SEC	36 x 24 x 69"	173	780.24
HM2448-69SEC	48 x 24 x 69"	200	870.35
HM2460-69SEC	60 x 24 x 69"	232	900.04

DOLLY BASE SECURITY UNITS			
Product No.	Dimensions L x W x H	Wt. (lbs.)	Price Ea.
HMD2436-70SEC	36 x 24 x 70"	186	905.72
HMD2448-70SEC	48 x 24 x 70"	215	1,008.79
HMD2460-70SEC	60 x 24 x 70"	250	1,118.88

INTERMEDIATE SHELVES			
Product No.	Dimensions L x W	Wt. (lbs.)	Price Ea.
H2436C	24 x 36"	13	\$35.00
H2448C	24 x 48"	16	42.58
H2460C	24 x 60"	21	52.51

CHROME WIRE SHELVING



Chrome Wire Shelving Units with Bins

- Supports heavy duty loads.
- Shelves have a capacity of 800 lbs. per shelf.

Combine stylish chrome shelving and parts organizing bins. Sturdy shelving unit supports loads up to 800 lbs. Choice of bins. Easy to assembly. FOB Shipping Point.

Shelf Bins...

Available in Blue, Red, Yellow, Green, Ivory or Black –please specify.

Ultra Bins...

Available in Blue, Red, Yellow, Green, Ivory or Black –please specify.

Giant Hopper Bins...

Available in Gray, Blue or Red – please specify.

Magnum Bins...

Available in Blue, Yellow, Green, Red, or Black – please specify.

Hulk Containers...

Available in Blue, Red and Yellow – please specify.



HWR12-107



HWR6-260



HWR5-700



HWR6-13-MIX



HWR8-952



HWR6-973

CHROME WIRE SHELVING

A) WITH SHELF BINS						
Product No.	Size W x D x H	No. Shelves	No. Bins	Bin Size L x W x H	Wt. (lbs.)	Price Ea.
HWR12-101	12 x 36 x 74"	12	77	11½ x 4½ x 4"	155	\$476.65
HWR12-102	12 x 36 x 74"	12	55	11½ x 6½ x 4"	149	491.77
HWR12-107	12 x 36 x 74"	12	44	11½ x 8½ x 4"	149	473.30
HWR12-109	12 x 36 x 74"	12	33	11½ x 11½ x 4"	145	487.41
HWR12-103	18 x 36 x 74"	12	77	17½ x 4½ x 4"	191	582.20
HWR12-104	18 x 36 x 74"	12	55	17½ x 6½ x 4"	184	585.07
HWR12-108	18 x 36 x 74"	12	44	17½ x 8½ x 4"	189	601.47
HWR12-110	18 x 36 x 74"	12	33	17½ x 11½ x 4"	186	634.24
B) WITH ULTRA BINS						
HWR10-230240	14 x 36 x 74"	10	36/12	10½ x 5½ x 5"	150	611.66
HWR8-239	12 x 36 x 74"	8	28	14¾ x 8½ x 7"	119	479.76
HWR8-240	14 x 36 x 74"	8	28	10½ x 8½ x 7"	136	543.10
HWR7-245	12 x 36 x 74"	7	24	14¾ x 8½ x 7"	118	497.01
HWR8-250	14 x 36 x 74"	8	14	10½ x 16½ x 5"	129	465.23
HWR8-255	18 x 36 x 74"	8	21	14¾ x 16½ x 7"	154	637.25
HWR6-260	18 x 36 x 74"	6	15	16 x 11 x 8"	121	564.36
HWR6-265	18 x 36 x 74"	6	20	18 x 11 x 10"	116	524.59
HWR5-270	18 x 36 x 74"	5	8	18 x 8½ x 9"	102	399.21
HWR5-270	18 x 36 x 74"	5	8	18 x 16½ x 11"	102	399.21
C) WITH GIANT HOPPER BINS						
HWR5-600	18 x 36 x 74"	5	12	17½ x 10½ x 12½"	106	334.65
HWR5-600800	18 x 36 x 74"	5	6	17½ x 10½ x 12½"	104	323.08
			4	17½ x 16½ x 12½"		
HWR5-800	18 x 36 x 74"	5	16	17½ x 16½ x 12½"	110	311.50
HWR5-700	18 x 42 x 74"	5	8	15¼ x 19½ x 12½"	102	348.99
D) WITH MAGNUM BINS						
HWR9-531	18 x 42 x 74"	9	24	19¼ x 12½ x 5½"	195	636.67
HWR7-532	18 x 42 x 74"	7	8	19¼ x 12½ x 7½"	166	528.49
HWR5-533	18 x 42 x 74"	5	12	19¼ x 12½ x 11½"	135	409.84
HWR5-543	18 x 42 x 74"	5	8	19¼ x 18½ x 11½"	139	406.81
HWR6-13-MIX	18 x 42 x 74"	6	3	19¼ x 12½ x 5½"	157	483.19
			3	19¼ x 12½ x 7½"		
			3	19¼ x 12½ x 11½"		
			4	19¼ x 18½ x 11½"		
E) WITH 24" HULK CONTAINERS						
HWR8-950	24 x 36 x 74"	8	28	23½ x 8½ x 7"	209	846.61
HWR7-951	24 x 36 x 74"	7	24	23½ x 8½ x 9"	190	810.65
HWR8-952	24 x 36 x 74"	8	21	23½ x 11 x 7"	209	797.13
HWR6-953	24 x 36 x 74"	6	15	23½ x 11 x 10"	185	584.20
HWR6-954	24 x 36 x 74"	6	10	23½ x 16½ x 11"	190	502.07
HWR8-950952	24 x 36 x 74"	8	12	23½ x 8½ x 7"	203	809.57
			12	23½ x 11 x 7"		
F) WITH 30" HULK CONTAINERS						
HWR8-970	30 x 36 x 74"	8	28	29½ x 8½ x 7"	209	1,158.53
HWR6-973	30 x 36 x 74"	6	15	29½ x 11 x 10"	185	754.65
HWR6-974	30 x 36 x 74"	6	10	29½ x 16½ x 11"	190	744.85
HWR8-973974	30 x 36 x 74"	6	9	29½ x 11 x 10"	185	608.95
			4	29½ x 16½ x 11"		
G) WITH 36" HULK CONTAINERS (not shown)						
HWR5-993	36 x 36 x 86"	5	8	35½ x 16½ x 17½"	230	828.68
HWR5-995	36 x 48 x 86"	5	8	35½ x 19½ x 17½"	263	924.08
HWR5-997	36 x 48 x 86"	5	8	35½ x 23½ x 17½"	279	1,026.85

Please specify bin color.

WIRE SHELVING



Wire Shelving

- Versatile construction.
- Fast, secure assembly.

The open wire design of these carbon-steel shelves minimizes dust accumulation and allows a free circulation of air, greater visibility of stored items and greater light penetration. Wire shelving can change as quickly as your needs. Posts have grooves at 1" intervals. A tapered split sleeve snaps together around each post. Tapered openings in the shelf corners slide over the tapered split sleeves providing a positive lock. Shelf is assembled in minutes without the use of any special tools. Shelf wires run front to back, allowing you to slide items on and off shelves smoothly. Unit comes complete with 4 shelves. Shelves are accessible from all sides making maximum use of storage space. Bolt levelers compensate for uneven surfaces on stationary posts. Posts also available for mobile posts. Call for details. Choose from Chrome, Green Epoxy or Powder Coat Black finish. FOB Shipping Point.



WIRE SHELVING UNIT - 54"H.						
STARTER UNIT				ADD ON UNIT		
Size W x L	Product No.	Wt. (lbs.)	Price Ea.	Product No.	Wt. (lbs.)	Price Ea.
18 x 36"	HJ1836-54*	50	\$166.69	HAJ1836-54*	44	\$157.08
18 x 42"	HJ1842-54	56	188.99	HAJ1842-54	50	179.38
18 x 48"	HJ1848-54*	60	190.78	HAJ1848-54*	54	181.17
18 x 54"	HJ1854-54*	70	214.82	HAJ1854-54*	64	205.21
18 x 60"	HJ1860-54	80	216.61	HAJ1860-54	74	207.00
18 x 72"	HJ1872-54	92	246.94	HAJ1872-54	86	237.33
24 x 24"	HJ2424-54*	48	188.99	HAJ2424-54*	42	179.38
24 x 36"	HJ2436-54*	64	195.23	HAJ2436-54*	58	185.62
24 x 42"	HJ2442-54	72	223.72	HAJ2442-54	66	214.12
24 x 48"	HJ2448-54*	76	227.30	HAJ2448-54*	70	217.69
24 x 54"	HJ2454-54	84	256.71	HAJ2454-54	78	247.10
24 x 60"	HJ2460-54	96	260.29	HAJ2460-54	90	250.68
24 x 72"	HJ2472-54	116	297.73	HAJ2472-54	110	288.12

WIRE SHELVING UNIT - 63"H.						
STARTER UNIT				ADD ON UNIT		
Size W x L	Product No.	Wt. (lbs.)	Price Ea.	Product No.	Wt. (lbs.)	Price Ea.
18 x 36"	HJ1836-63*	52	\$168.48	HAJ1836-63*	45	\$158.25
18 x 42"	HJ1842-63	58	190.78	HAJ1842-63	51	180.54
18 x 48"	HJ1848-63*	62	192.57	HAJ1848-63*	55	182.33
18 x 54"	HJ1854-63*	72	216.61	HAJ1854-63*	65	206.38
18 x 60"	HJ1860-63	82	218.40	HAJ1860-63	75	208.17
18 x 72"	HJ1872-63	94	248.73	HAJ1872-63	87	238.49
24 x 24"	HJ2424-63*	50	190.78	HAJ2424-63*	43	180.54
24 x 36"	HJ2436-63*	66	197.02	HAJ2436-63*	59	186.78
24 x 42"	HJ2442-63	74	225.51	HAJ2442-63	67	215.28
24 x 48"	HJ2448-63*	78	229.09	HAJ2448-63*	71	218.86
24 x 54"	HJ2454-63	86	258.50	HAJ2454-63	79	248.27
24 x 60"	HJ2460-63	98	262.08	HAJ2460-63	91	251.85
24 x 72"	HJ2472-63	118	299.52	HAJ2472-63	111	289.29

WIRE SHELVING UNIT - 74"H.						
STARTER UNIT				ADD ON UNIT		
Size W x L	Product No.	Wt. (lbs.)	Price Ea.	Product No.	Wt. (lbs.)	Price Ea.
18 x 36"	HJ1836-74*	54	\$173.85	HAJ1836-74*	46	\$161.74
18 x 42"	HJ1842-74	60	196.14	HAJ1842-74	52	184.04
18 x 48"	HJ1848-74*	64	197.93	HAJ1848-74*	56	185.83
18 x 54"	HJ1854-74*	74	221.98	HAJ1854-74*	66	209.87
18 x 60"	HJ1860-74	84	223.77	HAJ1860-74	76	211.66
18 x 72"	HJ1872-74	96	254.09	HAJ1872-74	88	241.99
24 x 24"	HJ2424-74*	52	196.14	HAJ2424-74*	44	184.04
24 x 36"	HJ2436-74*	68	202.38	HAJ2436-74*	60	190.28
24 x 42"	HJ2442-74	76	230.88	HAJ2442-74	68	218.77
24 x 48"	HJ2448-74*	80	234.46	HAJ2448-74*	72	222.35
24 x 54"	HJ2454-74	88	263.87	HAJ2454-74	80	251.76
24 x 60"	HJ2460-74	100	267.45	HAJ2460-74	92	255.34
24 x 72"	HJ2472-74	120	304.89	HAJ2472-74	112	292.78

WIRE SHELVING UNIT - 86"H.						
STARTER UNIT				ADD ON UNIT		
Size W x L	Product No.	Wt. (lbs.)	Price Ea.	Product No.	Wt. (lbs.)	Price Ea.
18 x 36"	HJ1836-86*	58	\$181.83	HAJ1836-86*	48	\$166.92
18 x 42"	HJ1842-86	64	204.13	HAJ1842-86	54	189.22
18 x 48"	HJ1848-86*	68	205.92	HAJ1848-86*	58	191.01
18 x 54"	HJ1854-86*	78	229.96	HAJ1854-86*	68	215.05
18 x 60"	HJ1860-86	88	231.75	HAJ1860-86	78	216.84
18 x 72"	HJ1872-86	100	262.08	HAJ1872-86	90	247.17
24 x 24"	HJ2424-86*	56	204.13	HAJ2424-86*	46	189.22
24 x 36"	HJ2436-86*	72	210.37	HAJ2436-86*	62	195.46
24 x 42"	HJ2442-86	80	238.87	HAJ2442-86	70	223.95
24 x 48"	HJ2448-86*	84	242.44	HAJ2448-86*	74	227.53
24 x 54"	HJ2454-86	92	271.86	HAJ2454-86	82	256.94
24 x 60"	HJ2460-86	104	275.43	HAJ2460-86	94	260.52
24 x 72"	HJ2472-86	124	312.87	HAJ2472-86	114	297.96

Standard Finishes - Chrome (-C) and Epoxy (-K) -- please specify when ordering.
 *Available in Black (-B) -- please specify when ordering.

Wire Utility Carts

- Lightweight, easy to maneuver.
- Wire shelves for maximum visibility and air circulation.

Carts include shelves, two 1-piece post handles, four 200 lb. capacity rubber swivel casters and donut bumpers. Shelves are adjustable at 1" increments. Both carts are 39" floor to handle with 200 lb. capacity 5" rubber resilient casters. Ships knocked-down. FOB Shipping Point.



WIRE UTILITY CARTS						
2 SHELF CARTS			3 SHELF CARTS			
Size W x L	Product No.	Wt. (lbs.)	Price Ea.	Product No.	Wt. (lbs.)	Price Ea.
18 x 36"	HJ1836CU2	40	\$188.54	HJ1836CU3	47	\$218.18
18 x 48"	HJ1848CU2	44	200.57	HJ1848CU3	52	236.23
24 x 30"	HJ2430CU2	45	201.46	HJ2430CU3	55	237.12
24 x 36"	HJ2436CU2	46	203.69	HJ2436CU3	60	240.46

SECURITY CARTS, MOBILE UNITS & RACKS



Security Units

- Versatile construction.
- Fast, secure assembly.

Protect valuable materials and sensitive items from loss or pilferage with these heavy-gauge, open wire trucks. Contents are visible at all times making it easy to check inventory. Build stationary or mobile security units with existing shelf, post and caster options. Stationary posts are equipped with a leveling bolt to account for uneven floors. Mobile posts include four 5" polyurethane swivel casters. The durable chrome finish will not chip or flake. Unit has an ergonomic, 1/4-turn door handle that makes opening and closing easier than conventional security unit designs. The double doors each open 270 degrees and can be secured along the sides of the unit. Security units assemble quickly – right out of the box. Shipped knocked-down. FOB Shipping Point.

STATIONARY SECURITY UNITS					
1 SECURITY KIT, 2 SHELVES & 4 POSTS					
Product No.	Size W x L	Overall Size W x L x H	Wt. (lbs.)	Price Ea.	
HJSEC53	24 x 36"	27 1/4 x 38 1/2 x 66 13/16"	154	\$592.35	
HJSEC55	24 x 48"	27 1/4 x 50 1/2 x 66 13/16"	174	\$724.29	
HJSEC56	24 x 60"	27 1/4 x 62 1/2 x 66 13/16"	195	\$780.00	
MOBILE SECURITY UNITS					
1 SECURITY KIT, 2 SHELVES, 4 POSTS & 4 5" DIA. POLYURETHANE SWIVEL CASTERS					
Product No.	Size W x L	Overall Size W x L x H	Wt. (lbs.)	Price Ea.	
HMJSEC53	24 x 36"	29 11/16 x 40 3/4 x 68 1/2"	162	\$663.67	
HMJSEC55	24 x 48"	29 11/16 x 52 3/4 x 68 1/2"	182	\$795.60	
HMJSEC56	24 x 60"	29 11/16 x 64 3/4 x 68 1/2"	203	\$851.31	



Shown with optional two extra shelves sold separately.

Mobile Units

- Choice of casters: rubber or polyurethane.
- Strong and versatile products.

Select the caster that allows the right combination of rollability and maneuverability to suit your requirement. Rubber resilient with 200 lb. capacity or polyurethane with 250 lb. capacity. Casters are swivel and non-marking. Open wire design minimizes dust and increases air circulation and visibility. Post has rolled, circular grooves along its entire height at 1" intervals. A tapered split sleeve snaps together around each post. Tapered openings in the shelf corners slide over the tapered split sleeves providing a positive lock. Cart is strong and versatile and assembles quickly. Wire shelving offers hundreds of possible combinations. Includes 4 donut bumpers. FOB Shipping Point.



MOBILE UNITS – RUBBER CASTERS					
4 SHELVES, 4 POSTS, 4 RUBBER RESILIENT CASTERS – 2 SWIVEL, 2 SWIVEL WITH BRAKE					
Product No.	Size W x L x H	Cap. (lbs.)	Wt. (lbs.)	Price Ea.	
HMJ1836-63UCR	18 x 36 x 69"	800	60	\$254.95	
HMJ1848-63UCR	18 x 48 x 69"	800	72	\$279.02	
HMJ1860-63UCR	18 x 60 x 69"	800	88	\$304.87	
HMJ1872-63UCR	18 x 72 x 69"	800	99	\$335.18	
HMJ2436-63UCR	24 x 36 x 69"	800	76	\$283.47	
HMJ2448-63UCR	24 x 48 x 69"	800	92	\$315.57	
HMJ2460-63UCR	24 x 60 x 69"	800	112	\$348.55	
HMJ2472-63UCR	24 x 72 x 69"	800	123	\$385.99	
MOBILE UNITS – POLY CASTERS					
4 SHELVES, 4 POSTS, 4 POLYURETHANE CASTERS – 2 SWIVEL, 2 SWIVEL WITH BRAKE					
Product No.	Size W x L x H	Cap. (lbs.)	Wt. (lbs.)	Price Ea.	
HMJ1836-63UCP	18 x 36 x 69"	900	60	\$271.89	
HMJ1848-63UCP	18 x 48 x 69"	900	72	\$295.95	
HMJ1860-63UCP	18 x 60 x 69"	900	88	\$321.81	
HMJ1872-63UCP	18 x 72 x 69"	900	99	\$352.11	
HMJ2436-63UCP	24 x 36 x 69"	900	76	\$300.41	
HMJ2448-63UCP	24 x 48 x 69"	900	92	\$332.50	
HMJ2460-63UCP	24 x 60 x 69"	900	112	\$365.49	
HMJ2472-63UCP	24 x 72 x 69"	900	123	\$402.93	



ACCESSORIES			
Product No.	Description	Wt. (lbs.)	Price Ea.
HJ9985	Split Sleeves	.3	\$2.59
HJ9995Z	1/2" Hooks	.3	1.29
HJDB	Donut Bumpers	.3	3.12
HJ9993Z	Foot Plates	.3	4.68

4" HIGH LEDGES CHROME				
Product No.	Ledge Width	Ctn. Qty.	Wt. (lbs.)	Price Ea.
HJL144C	14"	6	.5	\$8.02
HJL184C	18"	6	.8	8.47
HJL244C	24"	6	1	9.81
HJL304C	30"	6	2	12.03
HJL364C	36"	6	2.5	13.15
HJL424C	42"	6	2.8	14.71
HJL484C	48"	6	3.5	15.82
HJL604C	60"	6	3.8	16.71
HJL724C	72"	6	4	21.17

8" HIGH DIVIDERS				
Product No.	Description	Wt. (lbs.)	Price Ea.	
HJDD18C	18"	6	2.3	11.59
HJDD24C	24"	6	2.8	14.26

CASTERS RESILIENT RUBBER			
Product No.	Description	Wt. (lbs.)	Price Ea.
HJ5	Swivel	2	\$16.49
HJ5B	Swivel with brake	2.5	20.50
POLYURETHANE			
HJ5P	Swivel	2	21.39
HJ5PB	Swivel with brake	2.3	24.07



Polymer Dunnage Racks

- One-piece construction.
- Corrosion and rust resistant.

One-piece, polyethylene construction with front to rear slots for easy loading. Ideal for off the floor storage. 36" rack has 1,200 lb. capacity and 48" rack has 2,000 lb. capacity. Available in Charcoal Gray. FOB Shipping Point.

POLYMER DUNNAGE RACKS				
Product No.	Description	Size D x L x H	Wt. (lbs.)	Price Ea.
HJ36PD	36" Long Plastic Dunnage	22 x 36 x 12"	21	\$174.94
HJ48PD	48" Long Plastic Dunnage	22 x 48 x 12"	28	201.69

WIRE SHELVING



Stationary Chrome Wire Shelving

Jaken wire shelving is constructed to the highest quality standards and features rust resistant chrome plating. Open wire design reduces dust build-up, allows free light and air circulation, increases sprinkler effectiveness and improves visibility. Each shelf is adjustable in 1" increments. Units priced with 4 shelves. Units include leveling post feet. Wire shelving is chrome plated and certified by NSF International.

FOB Shipping Point.



Add-On Units can be added using S-Hooks to create even shelf additions



Utilize common posts to connect multiple units



Stationary Chrome Wire Unit

Size W x D	Shelf Cap (lbs.)	Product No.	4 SHELF STARTER UNIT				Product No.	Wt. (lbs.)	Price Ea.	Product No.	Wt. (lbs.)	Price Ea.
			63" HEIGHT		74" HEIGHT							
18 x 36"	500	HWCS4-1836-63	41	\$111.84	HWCS4-1836-74	43	\$116.70	HWCS4-1836-86	44	\$123.01		
18 x 48"	500	HWCS4-1848-63	51	134.82	HWCS4-1848-74	53	139.91	HWCS4-1848-86	55	146.23		
18 x 60"	400	HWCS4-1860-63	60	152.43	HWCS4-1860-74	62	157.28	HWCS4-1860-86	63	163.60		
18 x 72"	400	HWCS4-1872-63	69	171.78	HWCS4-1872-74	71	176.64	HWCS4-1872-86	72	182.95		
24 x 36"	500	HWCS4-2436-63	50	133.13	HWCS4-2436-74	52	137.99	HWCS4-2436-86	54	144.29		
24 x 48"	500	HWCS4-2448-63	61	154.37	HWCS4-2448-74	63	159.25	HWCS4-2448-86	65	165.55		
24 x 60"	400	HWCS4-2460-63	72	183.37	HWCS4-2460-74	74	188.24	HWCS4-2460-86	75	194.54		
24 x 72"	400	HWCS4-2472-63	82	210.44	HWCS4-2472-74	84	215.30	HWCS4-2472-86	86	221.61		
36 x 48"	500	HWCS4-3648-63	76	253.90	HWCS4-3648-74	78	258.76	HWCS4-3648-86	79	265.07		
36 x 60"	400	HWCS4-3660-63	92	307.84	HWCS4-3660-74	95	312.71	HWCS4-3660-86	96	319.02		
36 x 72"	300	HWCS4-3672-63	105	340.87	HWCS4-3672-74	108	345.73	HWCS4-3672-86	109	352.04		
4 SHELF ADD-ON UNIT												
18 x 36"	500	HWCT4-1836-63	36	\$101.25	HWCT4-1836-74	37	\$97.97	HWCT4-1836-86	37	101.25		
18 x 48"	500	HWCT4-1848-63	46	118.75	HWCT4-1848-74	47	121.19	HWCT4-1848-86	48	124.34		
18 x 60"	400	HWCT4-1860-63	55	136.12	HWCT4-1860-74	56	138.56	HWCT4-1860-86	56	141.71		
18 x 72"	400	HWCT4-1872-63	64	155.49	HWCT4-1872-74	65	157.91	HWCT4-1872-86	65	161.07		
24 x 36"	500	HWCT4-2436-63	45	116.83	HWCT4-2436-74	46	119.25	HWCT4-2436-86	47	122.41		
24 x 48"	500	HWCT4-2448-63	56	138.08	HWCT4-2448-74	57	140.51	HWCT4-2448-86	58	143.66		
24 x 60"	400	HWCT4-2460-63	66	167.08	HWCT4-2460-74	68	169.50	HWCT4-2460-86	68	172.66		
24 x 72"	400	HWCT4-2472-63	77	194.14	HWCT4-2472-74	78	196.57	HWCT4-2472-86	79	199.73		
36 x 48"	500	HWCT4-3648-63	71	237.59	HWCT4-3648-74	72	240.04	HWCT4-3648-86	73	243.19		
36 x 60"	400	HWCT4-3660-63	87	291.54	HWCT4-3660-74	88	293.98	HWCT4-3660-86	89	297.14		
36 x 72"	300	HWCT4-3672-63	100	324.57	HWCT4-3672-74	101	327.01	HWCT4-3672-86	102	330.16		



Mobile Chrome Wire Unit

Mobile Chrome Wire Shelving

These mobile wire carts are highly maneuverable and come standard with 5" diameter swivel locking casters. Fast and easy to assemble. No special tools are required. Shelves are fully adjustable in 1" increments. Cart capacity: 600 lbs. Available in 69" and 80" high mobile units that include 4 shelves. FOB Shipping Point.

Size W x D	Shelf Cap (lbs.)	Product No.	MOBILE CHROME WIRE UNITS				Product No.	Wt. (lbs.)	Price Ea.
			69" HEIGHT-4 SHELF STARTER UNIT		80" HEIGHT-4 SHELF STARTER UNIT				
18 x 36"	500	HWCC4-1836-63	50	\$147.75	HWCC4-1836-74	53	\$152.60		
18 x 48"	500	HWCC4-1848-63	60	170.96	HWCC4-1848-74	63	175.81		
18 x 60"	400	HWCC4-1860-63	69	188.33	HWCC4-1860-74	72	193.18		
18 x 72"	400	HWCC4-1872-63	78	207.68	HWCC4-1872-74	81	212.54		
24 x 36"	500	HWCC4-2436-63	59	169.03	HWCC4-2436-74	62	173.89		
24 x 48"	500	HWCC4-2448-63	70	189.98	HWCC4-2448-74	73	194.83		
24 x 60"	400	HWCC4-2460-63	81	219.28	HWCC4-2460-74	84	224.13		
24 x 72"	400	HWCC4-2472-63	91	246.34	HWCC4-2472-74	94	251.20		
36 x 48"	500	HWCC4-3648-63	85	289.79	HWCC4-3648-74	88	294.65		
36 x 60"	400	HWCC4-3660-63	102	343.75	HWCC4-3660-74	105	348.60		
36 x 72"	300	HWCC4-3672-63	115	376.78	HWCC4-3672-74	117	381.64		

WIRE SHELVING



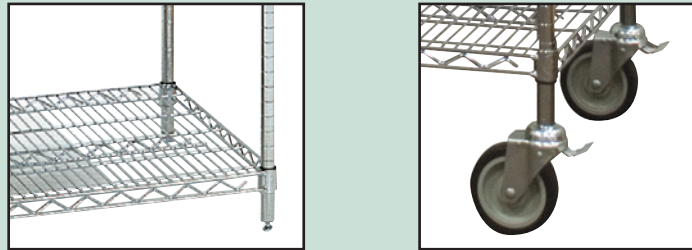
Components

Jaken wire shelving components can be purchased separately to design your own unit, add on to existing units, or replace lost or damaged pieces. Components and accessories are interchangeable with most major brands. Wire shelving is chrome plated and certified by NSF International. FOB Shipping Point.

Chrome Shelves

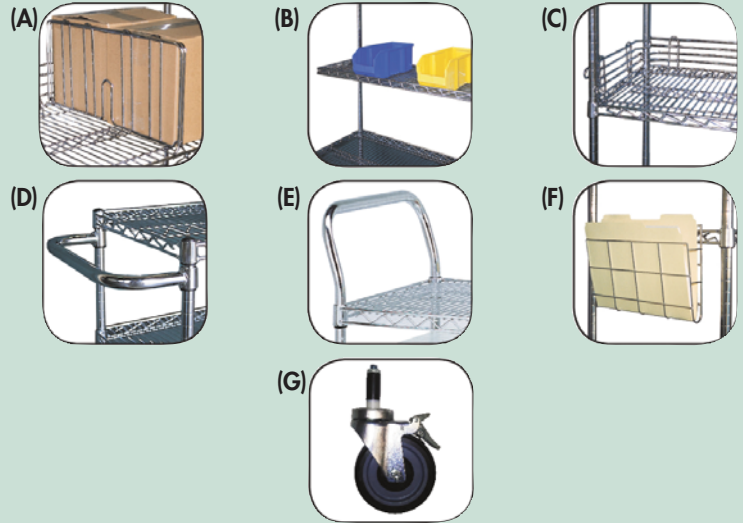


Size D x W	CHROME WIRE SHELVES Product No.	Wt. (lbs.)	Price Ea.
18 x 36"	H205-CS1836	8	\$19.81
18 x 48"	H205-CS1848	10	25.61
18 x 60"	H205-CS1860	12	29.96
18 x 72"	H205-CS1872	15	34.79
24 x 36"	H205-CS2436	10	25.13
24 x 48"	H205-CS2448	13	30.45
24 x 60"	H205-CS2460	15	37.69
24 x 72"	H205-CS2472	18	44.46
36 x 48"	H205-CS3648	17	55.33
36 x 60"	H205-CS3660	21	68.81
36 x 72"	H205-CS3672	24	77.07



Height	CHROME POSTS Product No.	Wt. (lbs.)	Price Ea.
36"	H205-CP36	3	\$3.70
63"	H205-CP63X	3	8.15
74"	H205-CP74X	4	9.37
86"	H205-CP86X	4	10.95

Chrome Accessories



Size	CHROME ACCESSORIES Product No.	Wt. (lbs.)	Price Ea.
(A) CHROME SHELF DIVIDERS			
18"	H205-CSD18	3	\$7.34
24"	H205-CSD24	4	9.79
(B) CHROME CANTILEVER SHELVES			
12 x 36"	H205-CSC1236	3	12.13
12 x 48"	H205-CSC1248	4	15.73
12 x 60"	H205-CSC1260	4	18.21
(C) CHROME LEDGES			
18"	H205-CL18	3	2.50
24"	H205-CL24	4	3.14
36"	H205-CL36	4	4.50
48"	H205-CL48	4	5.44
60"	H205-CL60	4	6.47
(D) CHROME SAFETY HANDLES			
18"	H205-CSF18	3	7.96
24"	H205-CSF24	4	9.17
36"	H205-CSF36	4	10.85
(E) CHROME U-SHAPED POSTS			
18"	H205-CH18	3	12.69
24"	H205-CH24	4	14.20
(F) CHROME DOCUMENT HOLDER			
-	H205-CDH	3	11.32
(G) 5" LOCKING SWIVEL CASTER			
5"	H205-AC5L	2	9.17

Chrome Wire Service Carts

Highly functional service carts that are available in 2 or 3 shelf configurations. Carts are 38½"H with a capacity of 600 lbs. Constructed of the highest quality standards and feature rust resistant chrome plating. Jaken wire shelving is certified by the National Sanitation Foundation. Carts come standard with 5" diameter swivel locking casters. FOB Shipping Point.

Size W x D	Shelf Cap. (lbs.)	CHROME WIRE SERVICE CARTS					
		Product No.	Wt. (lbs.)	Price Ea.	Product No.	Wt. (lbs.)	Price Ea.
2 SHELF UNITS							
18 x 36"	500	HWCD2-1836	31	\$101.69	HWCD3-1836	39	\$121.49
18 x 48"	500	HWCD2-1848	36	113.29	HWCD3-1848	46	138.90
18 x 60"	400	HWCD2-1860	41	121.98	HWCD3-1860	53	151.94
18 x 72"	400	HWCD2-1872	45	131.66	HWCD3-1872	60	166.46
24 x 36"	500	HWCD2-2436	37	115.36	HWCD3-2436	46	140.49
24 x 48"	500	HWCD2-2448	42	125.98	HWCD3-2448	55	156.43
24 x 60"	400	HWCD2-2460	47	140.48	HWCD3-2460	62	178.17
24 x 72"	400	HWCD2-2472	53	154.01	HWCD3-2472	70	198.47



SQUARE POST WIRE SHELVING



Ingenuity On Wheels™

Square Post Stationary Units, Mobile Units and Security carts

- Stationary units are rated at 1,000 lbs. capacity per shelf (through 48" L).
- Carts have an overall weight capacity of 1,200 lbs., evenly distributed.
- Durable bright plated shelves and posts.

Square tubing posts provide extra rigidity for increased weight capacity over round post units. Shelves are adjustable in 2" increments. All units ship unassembled for compact storage and freight savings. FOB Shipping Point.

4-Shelf Stationary Units

- Starter units have 4 shelves and 4 posts.
- Add-On units have 4 shelves, 2 posts and 8 S-Hooks.
- All units come with adjustable feet to assure level positioning.

4-SHELF STATIONARY UNITS STARTER UNITS				ADD-ON UNITS			
Size W x L x H	Product No.	Wt. (lbs.)	Price Ea.	Product No.	Wt. (lbs.)	Price Ea.	
18 x 36 x 72"	HS183672ZS-4	64	\$223.43	HS183672ZA-4	54	\$201.14	
18 x 48 x 72"	HS184872ZS-4	80	257.71	HS184872ZA-4	70	233.71	
18 x 60 x 72"	HS186072ZS-4	92	284.00	HS186072ZA-4	82	265.71	
18 x 72 x 72"	HS187272ZS-4	106	326.29	HS187272ZA-4	96	301.71	
24 x 36 x 72"	HS243672ZS-4	74	257.71	HS243672ZA-4	64	233.71	
24 x 48 x 72"	HS244872ZS-4	94	295.43	HS244872ZA-4	84	271.43	
24 x 60 x 72"	HS246072ZS-4	112	340.00	HS246072ZA-4	102	316.00	
24 x 72 x 72"	HS247272ZS-4	128	394.29	HS247272ZA-4	118	370.29	



4-Shelf Mobile Units

- 4-Shelf Carts have 4 shelves and 4 posts.
- 3-Sided Carts have 4 shelves, 4 posts and enclosure panels.
- All carts have 2-5" swivel casters and 2-5" braking casters.

Use with a stainless steel dolly base if you want to tow it using the PlusPower™ Tug. FOB Shipping Point.

4-SHELF MOBILE UNITS 4-SHELF WIRE CARTS				3-SIDED CARTS			
Size W x L x H	Product No.	Wt. (lbs.)	Price Ea.	Product No.	Wt. (lbs.)	Price Ea.	
18 x 36 x 78"	HS183672ZC-4	73	\$305.14	HS183672ZTS-4	98	\$501.71	
18 x 48 x 78"	HS184872ZC-4	89	338.86	HS184872ZTS-4	116	573.14	
18 x 60 x 78"	HS186072ZC-4	101	360.00	HS186072ZTS-4	133	616.57	
18 x 72 x 78"	HS187272ZC-4	115	407.43	HS187272ZTS-4	152	681.14	
24 x 36 x 78"	HS243672ZC-4	83	338.86	HS243672ZTS-4	108	555.43	
24 x 48 x 78"	HS244872ZC-4	103	376.57	HS244872ZTS-4	134	630.86	
24 x 60 x 78"	HS246072ZC-4	121	421.14	HS246072ZTS-4	167	698.29	
24 x 72 x 78"	HS247272ZC-4	137	475.43	HS247272ZTS-4	178	769.14	



Wire Security Carts

- Wire 2½" x 2½" mesh construction provides easy visibility of contents.
- Security units protect valuable cargo from loss or theft.
- Doors have a hasp lock that can accommodate a padlock (not included).

Units consist of the following parts: 4-posts, 2-shelves (which form the top and bottom of the unit), 2-5" Swivel casters and 2-5" braking casters, 2-side panels, 1-2-piece back panel, 2-doors and hardware kit. Additional shelves are available as an option. Use with a stainless steel dolly base if you want to tow it using the PlusPower™ Tug. FOB Shipping Point.

WIRE SECURITY CARTS				
Product No.	Size W x L x H	Description	Wt. (lbs.)	Price Ea.
HR244863CSEC-2	18 x 36 x 69"	Round Post	134	\$569.14
HR246063CSEC-2	18 x 48 x 69"	Round Post	144	636.86
HR244864ZSEC-2	18 x 60 x 70"	Square Post	134	656.00
HR246064ZSEC-2	18 x 72 x 70"	Square Post	144	725.51



WIRE ACCESSORIES

Component Shelves & Posts

Product No.	SHELVES		Price Ea.
	Size W x L	Wt. (lbs.)	
HS1836Z	18 x 36"	11	\$40.57
HS1848Z	18 x 48"	14	48.57
HS1860Z	18 x 60"	20	53.71
HS1872Z	18 x 72"	23	65.14
HS2436Z	24 x 36"	14	48.57
HS2448Z	24 x 48"	17	57.71
HS2460Z	24 x 60"	24	68.57
HS2472Z	24 x 72"	30	81.71

Product No.	POST		Price Ea.
	Height	Wt. (lbs.)	
HS72Z	72"	5	\$16.57

Stainless Steel Dolly Base

- Increases weight capacity on a wire cart from 1,200 lbs. to 2,400 lbs.
- Available with tow package so you can use the dolly with the PlusPower™ Tug.
- FOB Shipping Point.



STAINLESS STEEL DOLLY BASE			
Size W x L x H	Product No.	Wt. (lbs.)	Price Ea.
18 x 36 x 8"	HRDB61836	20	\$458.57
18 x 48 x 8"	HRDB61848	24	465.00
18 x 60 x 8"	HRDB61860	36	476.14
18 x 72 x 8"	HRDB61872	42	534.86
24 x 36 x 8"	HRDB62436	22	459.86
24 x 48 x 8"	HRDB62448	26	462.00
24 x 60 x 8"	HRDB62460	38	486.86
24 x 72 x 8"	HRDB62472	44	573.00

STAINLESS STEEL DOLLY BASE WITH TOW PACKAGE			
Size W x L x H	Product No.	Wt. (lbs.)	Price Ea.
18 x 36 x 8"	HRDB61836T	37	\$648.00
18 x 48 x 8"	HRDB61848T	42	669.86
18 x 60 x 8"	HRDB61860T	55	691.29
18 x 72 x 8"	HRDB61872T	62	704.14
24 x 36 x 8"	HRDB62436T	39	653.57
24 x 48 x 8"	HRDB62448T	44	675.43
24 x 60 x 8"	HRDB62460T	57	696.86
24 x 72 x 8"	HRDB62472T	64	709.29

PlusPower™ Tug

- Ergonomically designed motorized tow vehicle used to pull a variety of single or multiple carts in a safe and efficient manner with very little effort from the operator.



Use with dolly based wire carts to make transport a breeze. FOB Shipping Point.

H8162 Max. Tow Load 1,500 (lbs.), Wt. 150 (lbs.), Price Ea. **\$4,059.64**

MEDICAL CARTS STOOLS & CABINETS

Medical/Multi-Purpose Wire

Durable bright zinc plated shelves and posts. Shelves are adjustable in 1" increments. All units ship unassembled. FOB Shipping Point.

Slanted Shelf Carts

- Slanted shelves provide easy visibility and accessibility of product.

SLANTED SHELF CARTS				
Product No.	Size W x L x H	Wt. (lbs.)	Price Ea.	
HR183654SSC	18 x 36 x 60"	88	\$369.00	
HR183663SSC	18 x 36 x 69"	92	372.86	
HR184854SSC	18 x 48 x 60"	98	407.57	
HR184863SSC	18 x 48 x 69"	102	411.43	
HR243654SSC	24 x 36 x 60"	119	410.14	
HR243663SSC	24 x 36 x 69"	123	414.64	
HR244854SSC	24 x 48 x 60"	141	461.57	
HR244863SSC	24 x 48 x 69"	145	466.07	



Bin Stacker Carts

- Safe storage with easy mobility.

Product No.	BIN STACKER CARTS		Bin Color	Wt. (lbs.)	Price Ea.
	Size W x L x H	No. of Bins			
HR212439DBC-4B	21 x 24 x 45"	4	Blue	128	\$444.86
HR212439DBC-4R	21 x 24 x 45"	4	Red	128	444.86
HR212439DBC-4G	21 x 24 x 45"	4	Gray	128	444.86
HR212454DBC-7B	21 x 24 x 60"	7	Blue	195	588.86
HR212454DBC-7R	21 x 24 x 60"	7	Red	195	588.86
HR212454DBC-7G	21 x 24 x 60"	7	Gray	195	588.86
HR212468DBC-7B	21 x 24 x 74"	7	Blue	195	604.29
HR212468DBC-7R	21 x 24 x 74"	7	Red	195	604.29
HR212468DBC-7G	21 x 24 x 74"	7	Gray	195	604.29
HR212468DBC-11B	21 x 24 x 74"	11	Blue	184	821.57
HR212468DBC-11R	21 x 24 x 74"	11	Red	184	821.57
HR212468DBC-11G	21 x 24 x 74"	11	Gray	184	821.57



Stainless Steel Distribution Supply Carts

- Stainless frame is easy to clean.
- 6" casters for easy maneuverability.
- No tools required.

Distribution supply carts can be configured to meet your every need. Select your base first and then choose from all open wire shelves, all solid stainless shelves or a combo of both. FOB Shipping Point.

STAINLESS STEEL DISTRIBUTION SUPPLY CARTS				
Product No.	Size W x L x H	Description	Wt. (lbs.)	Price Ea.
H7910	38½ x 28¾ x 38½"	Base Unit Holds 5 Shelves	68	\$1,262.57
H7910W	38½ x 28¾"	Wire Shelf for H7910	8	117.00
H7910SS	38½ x 28¾"	Stainless Shelf for H7910	20	137.57
H7920	42½ x 30¾ x 44"	Base Unit Holds 6 Shelves	75	1,461.86
H7920W	42½ x 30¾"	Wire Shelf for H7920	10	129.21
H7920SS	42½ x 30¾"	Stainless Shelf for H7920	22	152.36
H7930	32½ x 32¾ x 61½"	Base Unit Holds 9 Shelves	71	1,461.86
H7930W	32½ x 32¾"	Wire Shelf H7930	19	120.21
H7930SS	32½ x 32¾"	Stainless Shelf for H7930	18	133.07
H7940	52½ x 27½ x 61½"	Base Unit Holds 9 Shelves	80	1,554.43
H7940W	52½ x 27½"	Wire Shelf H7940	27	152.36
H7940SS	52½ x 27½"	Stainless Shelf for H7940	27	172.29



Bins Sold Separately



ACCESSORIES			
Product No.	Description	Wt. (lbs.)	Price Ea.
H29650	Cart Cover for H7910	5	\$137.57
H29652	Cart Cover for H7920	5	151.07
H29655	Cart Cover for H7930	5	176.79
H29660	Cart Cover for H7940	5	189.64
H120118	Small Bin* (8½"W x 10¾"D x 5"H)	4	19.93
H120120	Large Bin* (17¾"W x 22¾"D x 6"H)	7	38.57
H120110	Bin Bracket Kit-1Pair (Use W/ H7910, H7920,H7940)	5	38.57
H120111	Bin Bracket Kit-1Pair (Use W/ H7930)	8	34.71

*For Bins... please specify color, Red, Blue, or Gray.

Medical Office Products

These items are perfect for any corporate or manufacturing facility nurses or first aid office. FOB Shipping Point.

Bedside or Supply Cart

- Store bandages, antibiotic ointment and other First Aid supplies securely.



HBV05



HBV06

BEDSIDE OR SUPPLY CART				
Product No.	Size W x L x H	Description	Wt. (lbs.)	Price Ea.
HBV05	24½ x 13¼ x 29"	(3) 2¾" Drawers (2) 6" Drawers	79	\$445.50
HBV06	24½ x 13¼ x 29"	(3) 2¾" Drawers (1) 12" Open Area	65	430.71

Step Stools

- Slip resistant rubber mat and black rubber tips add safety and stability.



H4908




H4910

STEP STOOLS				
Product No.	Size W x L x H	Description	Wt. (lbs.)	Price Ea.
H4908	11 x 14 x 9"	No Hand Rail	9	\$36.64
H4910	11 x 14 x 37½"	W/Hand Rail	13	50.14

Narcotics Cabinet

- Store medications safely and securely.



HLNC-5S



HLNC-5

NARCOTICS CABINET				
Product No.	Size W x L x H	Description	Wt. (lbs.)	Price Ea.
HLNC-5S	10 x 24 x 30"	Single Lock	54	\$445.50
HLNC-5	10 x 24 x 30"	Double Lock	54	455.79

STAINLESS STEEL TABLES, SHELVES & SINKS



Stainless Steel Shop Furniture

- Designed for extra-sanitary uses and high moisture areas.
- Superior construction features deliver long wearing use.

A) SS Series Stainless Steel Worktables

Undershelves are constructed of 14 ga. type 304 series stainless steel and feature stainless steel legs and stainless steel adjustable undershelves. Tops have 4 rolled-rim edges and bull nosed corners. Includes 1" adjustable metal bullet feet. Shipped KD. FOB Shipping Point.

SS FLAT TOP WORKTABLE (With Stainless Steel Undershelf & Legs)				
Product No.	Size W x D x H	Wt. (lbs.)	Price Ea.	
HSS-304	30 x 48 x 35½"	89	\$851.43	
HSS-305	30 x 60 x 35½"	107	935.71	
HSS-306	30 x 72 x 35½"	126	978.57	

B) GLG Series Stainless Steel Worktable

Ideal for food processing work. Made of 14 guage type 304 series stainless steel and galvanized legs and galvanized adjustable undershelves. Tops have 4 rolled-rim edges and bull nosed corners. Includes 1" adjustable metal bullet feet. Shipped KD. FOB Shipping Point.

GLG FLAT TOP WORKTABLES (With Galvanized Undershelf & Legs)				
Product No.	Size W x D x H	Wt. (lbs.)	Price Ea.	
HGLG-304	30 x 48 x 35½"	89	\$590.00	
HGLG-305	30 x 60 x 35½"	107	651.43	
HGLG-306	30 x 72 x 35½"	125	712.86	

C) KMS Series Stainless Steel Worktables

Unit is constructed of 16 ga. type 304 stainless steel, and feature stainless steel legs and stainless steel adjustable undershelves. 5" rear splash. Tops have 3 rolled-rim edges and bull nosed corners. Includes 1" adjustable metal bullet feet. Shipped KD. FOB Shipping Point.

KMS STAINLESS STEEL WORKTABLE (With 5" Backsplash)				
Product No.	Size W x D x H	Wt. (lbs.)	Price Ea.	
HKMS-304	30 x 48 x 35½"	92	\$971.43	
HKMS-305	30 x 60 x 35½"	111	1,060.00	
HKMS-306	30 x 72 x 35½"	129	1,141.43	

D) Enclosed Base Worktables

Enclosed stainless steel base only worktables are perfect for storage of tools or supplies. Spacious work top area. Top features a 1½" sanitary rolled rim on front edge for worker comfort. Sides are turned down on a 90° angle for alignment with walls or additional equipment. Available with hinge doors (not shown) with your choice of either flat top or 5" rear splash guard. Includes 1" adjustable metal bullet feet. Shipped KD. FOB Shipping Point.

ENCLOSED STAINLESS STEEL BASE ONLY WORKTABLE (With Flat Top, Sliding Doors)				
Product No.	Size W x D x H	Wt. (lbs.)	Price Ea.	
HCB-SS-304	30 x 48 x 35½"	197	\$2,282.86	
HCB-SS-305	30 x 60 x 35½"	233	2,464.29	
HCB-SS-306	30 x 72 x 35½"	268	2,647.14	
(With 5" Backsplash, Sliding Doors)				
HCK-SS-304	30 x 48 x 35½"	200	2,298.57	
HCK-SS-305	30 x 60 x 35½"	236	2,485.71	
HCK-SS-306	30 x 72 x 35½"	272	2,671.43	



WS-KD Wall Shelves

Stainless steel construction features a 1½" sanitary downward rolled rim with a 1" turn-up on sides and rear. Shelf and bracket are die stamped and constructed from 18 ga. stainless steel. Employs a slip-fit design for easy assembly. Hardware for mounting not included. Shipped KD. FOB Shipping Point.

WS-KD WALL SHELVES				
Product No.	Size D x L	Wt (lbs.)	Price Ea.	
HWS-KD-24	11½" x 2'	10	\$140.00	
HWS-KD-36	11½" x 3'	12	145.71	
HWS-KD-48	11½" x 4'	14	160.00	
HWS-KD-60	11½" x 5'	17	181.43	



SELF-STANDING mop sink is made of heavy gauge stainless steel



Stainless Steel Sinks

Self-standing mop sink is made of heavy gauge stainless steel with stainless steel tubular legs. Multi-Purpose Scullery Sinks are constructed of type 430 stainless steel with galvanized tubular legs. Both self-standing sinks feature 8"H. back splash, 1" adjustable feet. Includes 1½" basket type waste drain. Faucets on all sinks mount easily on 8" centers -½" hot and cold supply. FOB Shipping Point.

STAINLESS STEEL SINKS				
Product No.	Size W x D x H	No. Compartments	Wt. (lbs.)	Price Ea.
H4-1-24	21 x 24 x 41"	1	53	\$605.71
H4-41-24	24 x 24 x 41"	1	53	735.71
H4-2-36	21 x 36 x 41"	2	75	855.71
H4-43-60	24 x 60 x 41"	3	105	1,300.00
H4-3-36	21 x 36 x 41"	3	80	920.00
H4-3-54	21 x 54 x 41"	3	99	1,038.57

UTILITY CARTS

Angle Leg Utility Carts

Stainless steel utility carts are perfect in applications where corrosion is a concern. These carts can easily be cleaned and sanitized. Carts feature electronically welded legs and shelves. Sound deadening panels under the shelves restrict vibration and noise. Bumpers on legs and handles can help to protect walls and furniture. Available in 300 lb. and 500 lb. capacity units. FOB Shipping Point.



ANGLE LEG CARTS WITH 3 SHELVES						
Product No.	Cap. (lbs.)	Size W x L x H	Caster Dia.	Wt. (lbs.)	Price Ea.	
H311	300	16¼ x 27½ x 32½"	3½"	29	\$203.14	
H322	300	18 x 30¼ x 33"	3½"	33	230.79	
H411	500	16 x 27 x 32"	4"	39	279.00	
H422	500	19 x 31 x 32"	4"	42	312.43	
H444	500	22½ x 39¼ x 37¼"	5"	68	524.57	



Stainless Steel Machine Stands

Stands have a lower shelf to hold accessories and other supplies. Rugged stainless steel design features an 18-gauge, reinforced top supported by rigid 12-gauge angle legs. Transports equipment easily on 4" swivel casters, 2 with brakes. Optional adjustable legs available for a stationary stand – call for pricing. Easy to clean and sanitize, simply wipe down or steam clean. FOB Shipping Point.

Heavy Duty Utility Carts

Carts feature an angled "U" shaped steel frame that is electronically welded and 18-gauge reinforced stainless steel shelves. Shelves are stain and rust resistant. To sanitize, simply wipe down or steam clean. Extra load casters with cushion tread non-marking wheels, two swivel 5" casters and two fixed 8" casters. Leg and handle bumpers protect walls and furniture. FOB Shipping Point.



HEAVY DUTY CARTS WITH 2 SHELVES					
Product No.	Cap. (lbs.)	Size W x L x H	Wt. (lbs.)	Price Ea.	
H710	700	16¼ x 30 x 34½"	49	\$612.27	
H721	700	19 x 32 x 34½"	53	596.04	
H743	700	22½ x 38 x 34½"	64	725.90	
H758	700	22½ x 54 x 37"	87	1,131.70	

HEAVY DUTY CARTS WITH 3 SHELVES					
Product No.	Cap. (lbs.)	Size W x L x H	Wt. (lbs.)	Price Ea.	
H711	700	16¼ x 30 x 34½"	57	\$684.34	
H722	700	19 x 32 x 34½"	63	665.51	
H744	700	22½ x 38 x 37½"	78	805.76	
H759	700	22½ x 54 x 37"	108	1,333.63	

MACHINE STANDS WITH 2 SHELVES					
Product No.	Capacity (lbs.)	Size W x L x H	Shelf Spacing	Wt. (lbs.)	Price Ea.
H715	500	21¼ x 25¼ x 21½"	9½"	44	\$650.51
H716	500	21¼ x 25¼ x 21½"	17½"	47	697.99
H717	500	25¼ x 33¼ x 21½"	9½"	49	880.51
H718	500	25¼ x 33¼ x 21½"	17½"	61	899.19

Guard Rail Utility Carts

These carts feature an integrated push handle and all swivel casters for easy maneuverability. Front rails on all three shelves prevent items from falling during transport. Sound deadening panels under shelves restrict vibration and noise. All welded stainless steel construction for durability. Cleans and sanitizes easily. Standard handle and leg bumpers protect cart, walls and doorways from damage. FOB Shipping Point.

GUARD RAIL CARTS WITH 2 SHELVES					
Product No.	Cap. (lbs.)	Size W x L x H	Caster Dia.	Wt. (lbs.)	Price Ea.
H725	700	19 x 32 x 34½"	5"	56	\$834.07
H729	700	22½ x 38 x 37¼"	5"	65	961.93

GUARD RAIL CARTS WITH 3 SHELVES					
Product No.	Cap. (lbs.)	Size W x L x H	Caster Dia.	Wt. (lbs.)	Price Ea.
H316	300	16¼ x 27½ x 33¾"	3½"	33	\$344.13
H526	500	19 x 31 x 34¾"	4"	45	472.69
H726	700	19 x 32 x 34½"	5"	66	1,005.21
H730	700	22½ x 38 x 37¼"	5"	79	1,137.67



Standard Duty Plastic Utility Carts

Stain and odor resistant material maintains this carts attractive appearance while the impact-resistant polyethylene construction makes it durable. Non-marking all swivel casters provide ultimate maneuverability. These carts ship knocked down and assemble easily in minutes without the use of hardware. FOB Shipping Point.

STANDARD DUTY PLASTIC UTILITY CARTS						
Product No.	Color	Capacity (lbs.)	Size W x L x H	Caster Dia.	Wt. (lbs.)	Price Ea.
H2501	Gray	300	18½ x 36 x 35"	4"	36	\$201.91
H2503	Charcoal	300	18½ x 36 x 35"	4"	36	201.91



2-Shelf Deep Well Plastic Utility Cart

Rugged structural foam plastic construction will not dent or bend. 3" protective edge on all shelf sides prevents accidents. Angle legs with reinforcing gussets provide upright strength and torque-free stability. Non-marking 5" plate-mount casters (2 ea. fixed, 2 ea. swivel). Casters mount to upright leg base for extra strength. No handle assembly required. Ships knocked down and assembles easily in minutes. FOB Shipping Point.

2-SHELF DEEP WELL PLASTIC UTILITY CART						
Product No.	Capacity (lbs.)	Size W x L x H	Caster Dia.	Wt. (lbs.)	Price Ea.	
H2523	500	25½ x 40¼ x 32¾"	5"	42	\$186.73	



Medium Duty Plastic Utility Carts

Get 25% more weight capacity and 30% more shelf surface over the standard duty models. Stain and odor resistance plastic is attractive and easy to clean while the extruded aluminium legs are sleek and durable. Non-marking all swivel polyurethane casters provide ultimate maneuverability. Dual handles allow pushing or pulling from either end of the unit. These carts ship knocked down and assemble easily in minutes without the use of hardware. FOB Shipping Point.



MEDIUM DUTY PLASTIC UTILITY CARTS						
Product No.	Color	Capacity (lbs.)	Size W x L x H	Caster Dia.	Wt. (lbs.)	Price Ea.
H2510	Light Gray	500	20 x 42 x 37½"	4"	39	\$245.90
H2512	Charcoal	500	20 x 42 x 37½"	4"	39	246.21

STAINLESS CARTS & WORK STANDS



HXB 2 Shelf
Also Available In 3 Shelf as HXA



HXN 3 Shelf "U" Frame
Also In 2 Shelf as HXM



HXP Platform Truck



HYC 3 Shelf Mobile Cabinet



HYS 1 Door, 1 Drawer Mobile Cabinet



HYK Stand with Drawers



HYG 3 Shelf
Also Available in 2 Shelf as HXW



HYV Stand with Doors & Drawers

Stainless Carts

- All welded construction for immediate use, except for bolt-on casters.
- 16 gauge stainless steel construction.
- 1,200 lb. capacity evenly distributed.

Carts have premium polished stainless steel finish. Casters are 5" x 1 1/4" urethane, 2 swivel, 2 rigid. Carts have 1" tubular handle. "U" frames are 1" square tube construction. FOB Shipping Point.

STAINLESS STEEL CARTS WITH STANDARD HANDLE

Product No.	Size W x L x H	Shelves	Wt. (lbs.)	Price Ea.
HXB136-U5	18 x 36 x 35"	2	60	\$504.00
HXB236-U5	24 x 36 x 35"	2	70	537.23
HXA136-U5	18 x 36 x 35"	3	72	599.08
HXA236-U5	24 x 36 x 35"	3	86	642.46

STAINLESS STEEL CARTS WITH STANDARD HANDLE AND 3" DEEP LIPS

Product No.	Size W x L x H	Shelves	Wt. (lbs.)	Price Ea.
HXZ136-U5	18 x 36 x 35"	2	56	675.69
HXZ236-U5	24 x 36 x 35"	2	70	772.62

STAINLESS STEEL "U" FRAME CARTS WITH DONUT BUMPER HANDLE AND CORNER BUMPERS

Product No.	Size W x L x H	Shelves	Wt. (lbs.)	Price Ea.
HXM136-U5	18 x 36 x 37"	2	60	708.92
HXM236-U5	24 x 36 x 37"	2	72	739.38
HXN136-U5	18 x 36 x 37"	3	76	804.00
HXN236-U5	24 x 36 x 37"	3	92	843.69

STAINLESS STEEL PLATFORM TRUCKS WITH REMOVABLE HANDLE

Product No.	Size W x L x H	Shelves	Wt. (lbs.)	Price Ea.
HXP236-U5	24 x 36 x 9"	1	54	480.00
HXP248-U5	24 x 48 x 9"	1	60	511.38

STAINLESS STEEL OPEN MOBILE WORK STANDS

Product No.	Size W x L x H	Shelves	Wt. (lbs.)	Price Ea.
HXX118-U5-AS	18 x 18 x 34"	3	44	486.46

STAINLESS STEEL OPEN MOBILE WORK STANDS WITH DRAWERS

Product No.	Size W x L x H	Drawers	Wt. (lbs.)	Price Ea.
HXR118-U5-AS	18 x 18 x 34"	1	70	635.08
HYR136-U5	18 x 36 x 35"	2	120	893.54

STAINLESS STEEL CLOSED MOBILE STANDS WITH DRAWERS

Product No.	Size W x L x H	Drawers	Wt. (lbs.)	Price Ea.
HYD118-U5-AS	18 x 18 x 34"	1	84	745.85
HYF118-U5-AS	18 x 18 x 34"	4	144	1,191.69
HYK136-U5	18 x 36 x 34"	2	130	1,136.31

STAINLESS STEEL MOBILE CABINETS

Product No.	Size W x L x H	Shelves	Wt. (lbs.)	Price Ea.
HYC118-U5	18 x 18 x 34"	3	68	694.15
HYC136-U5	18 x 36 x 34"	3	98	840.00

STAINLESS STEEL MOBILE CABINETS WITH DOORS

Product No.	Size W x L x H	Doors	Wt. (lbs.)	Price Ea.
HYT118-U5-AS	18 x 18 x 34"	1	74	702.46
HYW136-U5	18 x 36 x 34"	2	108	935.08

STAINLESS STEEL MOBILE CABINETS WITH DOORS AND DRAWERS

Product No.	Size W x L x H	Doors	Drawers	Wt. (lbs.)	Price Ea.
HYS118-U5-AS	18 x 18 x 34"	1	1	92	844.62
HYV136-U5	18 x 36 x 34"	2	2	146	1,231.38
HYX136-U5	18 x 36 x 34"	1	1	128	990.46
HYZ136-U5	18 x 36 x 34"	1	4	180	1,435.38

STAINLESS STEEL WORK STAND

Product No.	Size W x L x H	Shelves	Wt. (lbs.)	Price Ea.
HXW124	18 x 24 x 30"	2	32	336.00
HXW130	18 x 30 x 30"	2	36	356.31
HXW136	18 x 36 x 30"	2	40	391.38
HXW236	24 x 36 x 30"	2	50	413.54
HXW248	24 x 48 x 30"	2	62	486.46
HYG124	18 x 24 x 32"	3	42	399.69
HYG130	18 x 30 x 32"	3	50	431.08
HYG136	18 x 36 x 32"	3	56	486.46
HYG236	24 x 36 x 32"	3	70	518.77
HYG248	24 x 48 x 32"	3	90	623.08



STAINLESS STEEL TRANSPORTERS & CABINETS



HZJ
3 Shelf, One Side Flush



HZN
3 Shelf, Deep Lip



HZL
4 Shelf,
Linen Cart



HVO
Workbench



HVP
Workbench



HYE
Work Table



Stainless Steel Transporters

- 20 gauge stainless steel shelves with hemmed edges, 16 gauge corner angles, premium polish.
- Fully welded frame construction, bolt on casters for easy replacement and upgrade.
- 600 lb. capacity, evenly distributed.
- Tote box trucks have 1" tubular frames with 16 gauge supports & bottom shelf.
- Totes are 25½" D. x 16" W. x 8½" H.
- FOB Shipping Point.

Product No.	CARTS WITH 1¼" LIPS UP		Wt. (lbs.)	Price Ea.
	Size W x L x H	Shelves		
HZE124-T4-AS	16 x 24 x 34"	2	34	\$219.69
HZE130-T4-AS	16 x 30 x 34"	2	38	232.62
HZN124-T4-AS	16 x 24 x 34"	3	40	241.85
HZN130-T4-AS	16 x 30 x 34"	3	44	258.46
CARTS WITH 1¼" LIPS UP ON 3 SIDES, ONE SIDE FLUSH				
HZF124-T4-AS	16 x 24 x 34"	2	34	219.69
HZF130-T4-AS	16 x 30 x 34"	2	38	232.62
HZJ124-T4-AS	16 x 24 x 34"	3	40	241.85
HZJ130-T4-AS	16 x 30 x 34"	3	44	258.46
CARTS WITH 2½" LIPS UP				
HZM124-T4-AS	16 x 24 x 34"	2	38	234.46
HZM130-T4-AS	16 x 30 x 34"	2	42	247.38
HZN124-T4-AS	16 x 24 x 34"	3	44	262.15
HZN130-T4-AS	16 x 30 x 34"	3	50	279.69
4 SHELF LINEN CART-ALL SHELVES FLUSH				
HZL236-U5-AS	22 x 36 x 47"	4	64	484.62
HZL248-U5-AS	22 x 48 x 47"	4	76	542.77
TOTE TRUCKS (100 lb. Cap. Per Tote)				
Product No.	Size W x L x H	Totes	Wt. (lbs.)	Price Ea.
HYH218-U5-AS	26 x 18 x 42"	3	60	625.85
HYA236-U5-AS	26 x 36 x 42"	6	100	801.23
HYQ236-U5-AS	26 x 36 x 72"	12	154	1,157.54

Stainless Wood Core Workbenches & Tops

- Fully welded frame construction.
- 16 gauge premium polished stainless steel.
- Stainless top is double formed around solid wood core.
- Base and bottom are inset.
- 1½" square tubular legs with adjustable feet for use on uneven surfaces.
- FOB Shipping Point.

Product No.	WORKBENCHES WITH WOOD CORE TOP		Wt. (lbs.)	Price Ea.
	Size D x W x H	WORKBENCH		
HUK360	30 x 60 x 35"	140	140	\$615.69
HUK372	30 x 72 x 35"	156	156	660.92
WORKBENCH WITH SIDES				
HVN360	30 x 60 x 35"	174	174	822.46
HVN372	30 x 72 x 35"	190	190	869.54
WORKBENCH WITH SIDES & 3 DRAWERS ACROSS				
HVO360	30 x 60 x 35"	240	240	1,341.23
HVO372	30 x 72 x 35"	256	256	1,388.31
WORKBENCH WITH SIDES & 3 DRAWERS STACKED LEFT				
HVP360	30 x 60 x 35"	236	236	1,346.77
HVP372	30 x 72 x 35"	252	252	1,393.85
WORKBENCH TOP WITH WOOD CORE				
HUL360	30 x 60 x 1½"	84	84	257.54
HUL372	30 x 72 x 1½"	100	100	300.92

Stainless Steel Work Table With Lower Half Shelf

- Fully welded frame construction.
- Durable 14 gauge premium polished stainless steel.
- Bottom shelf is set back for comfortable use.
- 2" angle frame legs with pre-punched mounting pads.
- FOB Shipping Point.

Product No.	STAINLESS STEEL WORK TABLE WITH LOWER HALF SHELF		Wt. (lbs.)	Price Ea.
	Size D x W x H			
HYE248	24 x 48 x 35"	82	82	\$563.08
HYE360	30 x 60 x 35"	106	106	682.15
HYE372	30 x 72 x 35"	124	124	761.54

STAINLESS STEEL CABINETS



HZV
1 Door, 4 Drawer
Cabinet



HZU
2 Door, 2 Drawer
Cabinet



HKS
2 Shelves



HKP
20 Bins Included



HKV
3 Shelves



HKU
2 Shelves



HKW
4 Shelves

Stainless Steel Cabinets

- 16 gauge stainless steel, premium polish.
- Fully welded construction, with 14 gauge feet.
- 1" lip for retention on back and sides, front is flush.
- Lockable stainless drawers are 4½" H. x 16" W. x 16" D. with 2 keys.
- Lockable stainless doors come with 2 keys.
- Doors and drawers are keyed alike.
- FOB Shipping Point.

Product No.	STAINLESS STEEL CABINETS			Wt. (lbs.)	Price Ea.
	Size W x D x H	Doors	Drawers		
HZP136	18 x 36 x 34"	2	-	118	\$945.23
HZP236	24 x 36 x 34"	2	-	128	1,056.00
HZU136	18 x 36 x 34"	2	2	148	1,242.46
HZU236	24 x 36 x 34"	2	2	158	1,352.31
HZV136	18 x 36 x 34"	1	4	192	1,445.54
HZV236	24 x 36 x 34"	1	4	202	1,556.31

Stainless Steel Wall Cabinets

- 18 gauge 304 stainless steel shell.
- Spot welded construction.
- 2 point locking mechanism. Stainless steel paddle latch.
- Wall mounts at 16" & 24" centers.
- Model HKS includes 2 shelves that adjust on 2½" centers.
- Model HKP includes 20 clear plastic bins - Size 4⅞" W. x 7⅜" D. x 3¼" H.
- FOB Shipping Point.

Product No.	STAINLESS STEEL WALL CABINETS			Wt. (lbs.)	Price Ea.
	Size W x D x H	Shelves	Bins		
HKS130	30 x 12 x 30"	2	-	80	\$731.08
HKP130	30 x 12 x 30"	-	20	92	796.62

Stainless Steel Shelf Cabinets

- 18 gauge 304 stainless steel shell.
- Spot welded construction.
- Feet have slots for bolt down kit to secure cabinet to the floor.
- 2 point locking mechanism.
- Shelves are adjustable.
- FOB Shipping Point.

Product No.	STAINLESS STEEL SHELF CABINETS			Wt. (lbs.)	Price Ea.
	Size W x D x H	Shelves			
HKU136	18 x 36 x 41"	2		132	\$1,259.08
HKU148	18 x 48 x 41"	2		162	1,427.08
HKU236	24 x 36 x 41"	2		142	1,386.46
HKU248	24 x 48 x 41"	2		186	1,582.15
HKV136	18 x 36 x 65"	3		200	1,684.62
HKV148	18 x 48 x 65"	3		240	1,910.77
HKV236	24 x 36 x 65"	3		212	1,865.54
HKV248	24 x 48 x 65"	3		274	2,121.23
HKW136	18 x 36 x 77"	4		238	1,955.08
HKW148	18 x 48 x 77"	4		284	2,256.00
HKW236	24 x 36 x 77"	4		256	2,175.69
HKW248	24 x 48 x 77"	4		326	2,523.69



STAINLESS CABINETS, UTILITY TABLES & CARTS

Stainless Bi-Fold Door Cabinets

These Bi-Fold door cabinets in type 304, #4 stainless steel finish feature welded, heavy duty construction and include a 3-point locking mechanism with a built-in cylinder lock and 2 keys. Standard units include 3 adjustable and 1 fixed shelf. Suffix (B) comes equipped with 16 each 14 x 8 x 7" and 8 each 14 x 16 x 7" storage bins and include 1 fixed shelf. Extra shelves sold separately. Use suffix (-L) for optional 6"H legs. FOB Shipping Point.

STAINLESS STEEL BI-FOLD DOOR CABINETS				
Product No.	No. of Shelves/Bins	Size W x H x D	Wt. (lbs.)	Price Ea.
HBDSC-SS-3678-18	1 Fixed, 3 Adj. Shelves/No Bins	36 x 78 x 18"	265	\$1,707.66
HBDSC-SS-3678-24	1 Fixed, 3 Adj. Shelves/No Bins	36 x 78 x 24"	305	1,949.19
HBDSC-SS-3678-18B	1 Fixed Shelf/24 Bins	36 x 78 x 18"	297	1,900.89
HBDSC-SS-3678-24B	1 Fixed Shelf/24 Bins	36 x 78 x 24"	337	2,142.41
SHELVES				
HBD-SS-18 SHELF	Extra Shelf - Stainless	36"D x 18W"	13	78.49
HBD-SS-24 SHELF	Extra Shelf - Stainless	36"D x 24W"	17	102.65

Optional 6"H Legs: Add (-L) after Product No. Wt. 4 (lbs.) Price Ea. \$50.07.



HBDSC-SS-3678-18-B
Shown with Optional
6"H Legs

Stainless Flush Door Storage Cabinets

These flush door cabinets in type 304, #4 stainless steel finish feature all welded 16 gauge construction. Both models include 3 adjustable shelves and 1 fixed shelf and come with a keyed handle. Extra shelves sold separately. Use suffix (-L) for optional 6"H legs. FOB Shipping Point.

STAINLESS FLUSH DOOR STORAGE CABINETS				
Product No.	No. of Shelves	Size W x H x D	Wt. (lbs.)	Price Ea.
HHDC-SS-3678-18-4	1 Fixed, 3 Adj. Shelves	36 x 78 x 18"	264	\$1,701.62
HHDC-SS-3678-24-4	1 Fixed, 3 Adj. Shelves	36 x 78 x 24"	307	1,961.27
SHELVES				
HHD-SS-18 SHELF	Extra Shelf - Stainless	36"D x 18W"	13	78.49
HHD-SS-24 SHELF	Extra Shelf - Stainless	36"D x 24W"	17	102.65

Optional 6"H Legs: Add (-L) to Product No. Wt. 4 (lbs.) Price Ea. \$50.07.



HHDC-SS-3678-18-4



HTU-SS-1323-2



HTU-SS-1925-3-C5
Shown with optional casters



HSC-SS-1828-3-C5
Tray Top



HSCF-SS-1828-2-C5
Flat Top

Stainless Steel Utility Tables & Carts

All utility tables and carts are constructed of 16 gauge, type 304, #4 stainless steel. Units have floor pads, optional 5" rubber stem casters (-C5) and come with 2 or 3 shelves. Shelves include side and backstops to prevent items from rolling off. FOB Shipping Point.

STAINLESS STEEL UTILITY TABLES & CARTS				
Product No.	No. of Shelves	Size W x D x H	Wt. (lbs.)	Price Ea.
HTU-SS-1323-2	2	13 x 34 x 23"	25	\$309.28
HTU-SS-1925-2	2	19 x 34 x 25"	32	391.75
HTU-SS-1925-3	3	19 x 34 x 25"	42	509.58
HTU-SS-2324-2	2	23 x 34 x 24"	35	427.10
HTU-SS-2324-3	3	23 x 34 x 24"	46	556.70
HTU-SS-2028-2	2	20 x 34 x 28"	35	427.10
HTU-SS-2028-3	3	20 x 34 x 28"	47	568.48
HTU-SS-2436-2	2	24 x 34 x 36"	49	592.05
HTU-SS-2436-3	3	24 x 34 x 36"	67	804.12

Optional 5" Casters: Add (-C5) to Product No. Wt. 6 (lbs.) Price Per Set of 4 Casters \$43.60.

Stainless Steel Stock Carts

All stock carts are constructed of 16 gauge, type 304, #4 stainless steel. All units include 5" polyurethane casters. Units can be ordered with 2 or 3 shelves with a tray or flat top. All trays are 2 1/2" deep. FOB Shipping Point.

STAINLESS STEEL STOCK CARTS				
TRAY TOP				
Product No.	No. of Shelves	Size W x D x H	Wt. (lbs.)	Price Ea.
HSC-SS-1828-2-C5	2	18 x 36 x 28"	52	\$670.99
HSC-SS-1828-3-C5	3	18 x 36 x 28"	66	835.94
HSC-SS-1836-2-C5	2	18 x 36 x 36"	58	741.68
HSC-SS-1836-3-C5	3	18 x 36 x 36"	76	953.75
HSC-SS-2436-2-C5	2	24 x 36 x 36"	68	859.49
HSC-SS-2436-3-C5	3	24 x 36 x 36"	90	1118.70
FLAT TOP				
HSCF-SS-1828-2-C5	2	18 x 36 x 28"	52	\$670.99
HSCF-SS-1828-3-C5	3	18 x 36 x 28"	66	835.94
HSCF-SS-1836-2-C5	2	18 x 36 x 36"	58	741.68
HSCF-SS-1836-3-C5	3	18 x 36 x 36"	76	953.75
HSCF-SS-2436-2-C5	2	24 x 36 x 36"	68	859.49
HSCF-SS-2436-3-C5	3	24 x 36 x 36"	90	1,118.70

STACK & HANG BINS



QUANTUM® STORAGE SYSTEMS

Ultra Stacking & Hang Bins

- Strong, versatile competitively priced containers are made from heavy duty polypropylene.
- Efficiently store and organize small parts and supplies in these rugged, reinforced containers.



Won't rust or corrode and are unaffected by weak acids and alkalis. Bins stack or hang on straight edge rails or louvered panels. Insertion of unique clear, see-through windows double storage capacity and converts bin into a true carrying tote. Available in Black, Yellow, Blue, Red, Ivory or Green -- please specify. FOB Shipping Point.

Conductive Stack & Hang Bins are engineered for electronic components, assemblies, and loaded circuit boards. Bins are molded with a carbon filled copolymer polypropylene material which protects sensitive electronic components from typical electro magnetic interference (EMI). Bins remain permanently conductive and are unaffected by normal cleansers. Surface Resistivity is less than 10⁷ Ohms-per square when tested per ASTM-D257. Electrostatic Decay Rate is tested to meet Mil Spec Mil-B-81075B at less than 0.1 seconds. Available in Black. FOB Shipping Point.

STACK & HANG BINS					WINDOW			DIVIDER			CONDUCTIVE BINS			DIVIDER		
Product No.	Outside Dimensions L x W x H	Ctn. Qty.	Wt. (lbs.) Ctn.	Price Ea.	Product No.	Ctn. Qty.	Price Per Pkg.	Product No.	Ctn. Qty.	Price Per Pkg.	Product No.	Ctn. Qty.	Price Ea.	Product No.	Ctn. Qty.	Price Per Pkg.
HQUS200	5 x 4 1/4 x 3"	24	5	\$1.04	-	-	-	HDUS200	6	\$4.37	HQUS200CO	24	\$3.68	HDUS200CO	6	\$13.74
HQUS210	5 3/4 x 4 1/4 x 3"	24	6	1.02	-	-	-	HDUS210	6	4.46	HQUS210CO	24	3.72	HDUS210CO	6	15.15
HQUS220	7 3/4 x 4 1/4 x 3"	24	8	1.72	-	-	-	HDUS220	6	4.81	HQUS220CO	24	4.98	HDUS220CO	6	16.49
HQUS221	9 1/4 x 6 x 5"	12	6	2.64	HWUS221	12	\$15.15	HDUS221	6	8.47	-	-	-	-	-	-
HQUS224	10 1/4 x 4 1/4 x 5"	12	8	2.93	HWUS224	12	15.44	HDUS224	6	7.94	-	-	-	-	-	-
HQUS230	10 1/4 x 5 1/2 x 5"	12	10	4.56	HWUS230	12	15.76	HDUS230	6	8.16	HQUS230CO	12	11.64	HDUS230CO	6	26.69
HQUS234	14 1/4 x 5 1/2 x 5"	12	14	5.56	HWUS234	12	15.76	HDUS234	6	9.93	-	-	-	-	-	-
HQUS235	10 1/4 x 11 x 5"	6	10	6.95	HWUS235	6	11.30	HDUS235	6	8.16	HQUS235CO	6	18.24	HDUS235CO	6	26.69
HQUS239	10 1/4 x 8 1/4 x 7"	6	10	7.50	HWUS239	6	10.33	HDUS239	6	12.00	HQUS239CO	6	29.50	HDUS239CO	6	48.44
HQUS240	14 1/4 x 8 1/4 x 7"	12	24	9.06	HWUS240	6	10.33	HDUS240	6	11.29	HQUS240CO	12	30.20	HDUS240CO	6	56.47
HQUS241	13 3/4 x 8 1/4 x 6"	12	22	9.00	HWUS241	12	20.35	HDUS241	6	11.17	-	-	-	-	-	-
HQUS242	13 3/4 x 8 1/4 x 8"	12	25	10.10	HWUS242	12	23.78	HDUS242	6	13.75	-	-	-	-	-	-
HQUS245	10 1/4 x 16 1/2 x 5"	6	13	11.25	HWUS245	6	22.43	HDUS245	6	8.46	-	-	-	-	-	-
HQUS250	14 1/4 x 16 1/2 x 7"	6	21	12.80	HWUS250	6	22.80	HDUS250	6	11.29	HQUS250CO	6	48.92	HDUS250CO	6	56.47
HQUS255	16 x 11 x 8"	4	14	16.29	HWUS255	4	12.63	HDUS255	6	13.85	HQUS255CO	4	62.11	HDUS255CO	6	70.81
HQUS260	18 x 11 x 10"	4	17	20.09	HWUS260	4	12.88	HDUS260	6	13.92	HQUS260CO	4	68.77	HDUS260CO	6	85.51
HQUS265	18 x 8 1/4 x 9"	6	17	15.55	HWUS265	6	17.98	HDUS265	6	20.09	-	-	-	-	-	-
HQUS270	18 x 16 1/2 x 11"	3	16	24.37	HWUS270	3	13.59	HDUS270	6	22.21	HQUS270CO	3	99.84	HDUS270CO	6	88.11

24", 30" & 36" Hulk Containers

- Spacious bins for storage of large supplies, parts or tools.

Minimize parts handling time. Molded high-density polypropylene. Waterproof and resists rust and corrosion. Autoclavable up to 250° F. Hulk Containers available in Yellow, Blue, and Red -- please specify. FOB Shipping Point.



HULK CONTAINERS				CLEAR WINDOW			DIVIDER			
Product No.	Outside Dimensions L x W x H	Ctn. Qty.	Wt. (lbs.) Ctn.	Price Ea.	Product No.	Pkg. Qty.	Price Per Pkg.	Product No.	Pkg. Qty.	Price Per Pkg.
24" CONTAINERS										
HQUS950	23 3/4 x 8 1/4 x 7"	6	17	\$18.01	HWUS950/970	6	\$9.65	HDUS950	6	\$19.71
HQUS951	23 3/4 x 8 1/4 x 9"	6	20	20.90	HWUS951	6	10.58	HDUS951	6	22.08
HQUS952	23 3/4 x 11 x 7"	4	14	21.10	HWUS952	4	9.17	HDUS952	6	19.71
HQUS953	23 3/4 x 11 x 10"	4	17	22.18	HWUS953/973	4	18.45	HDUS953	6	32.19
HQUS954	23 3/4 x 16 1/2 x 11"	1	6	23.99	HWUS954/974	1	4.81	HDUS954	6	35.41
HQUS964MOB*	23 3/4 x 16 1/2 x 11"	1	8	55.57	HWUS954/974	1	4.81	HDUS954	6	35.41
HQUS955	23 3/4 x 18 1/4 x 12"	1	6	24.32	HWUS955/975	1	8.73	HDUS955	6	52.88
HQUS965MOB*	23 3/4 x 18 1/4 x 12"	1	9	55.99	HWUS955/975	1	8.73	HDUS955	6	52.88
30" CONTAINERS										
HQUS970	29 1/4 x 8 1/4 x 7"	6	21	24.76	HWUS950/970	6	9.65	HDUS970	6	24.64
HQUS973	29 1/4 x 11 x 10"	4	20	26.20	HWUS953/973	4	18.45	HDUS973	4	26.83
HQUS974	29 1/4 x 16 1/2 x 11"	1	7	28.30	HWUS954/974	1	4.81	HDUS974	1	7.38
HQUS984MOB*	29 1/4 x 16 1/2 x 11"	1	9	60.67	HWUS954/974	1	4.81	HDUS974	1	7.38
HQUS975	29 1/4 x 18 1/4 x 12"	1	8	28.03	HWUS955/975	1	8.73	HDUS975	1	11.02
HQUS985MOB*	29 1/4 x 18 1/4 x 12"	1	10	59.86	HWUS955/975	1	8.73	HDUS975	1	11.02
HQUS976	29 1/4 x 16 1/2 x 15"	1	9	35.83	HWUS976	1	9.99	HDUS976	1	13.78
HQUS986MOB*	29 1/4 x 16 1/2 x 15"	1	11	65.83	HWUS976	1	9.99	HDUS976	1	13.78
36" CONTAINERS										
HQUS993	35 1/4 x 16 1/2 x 17 1/2"	1	13	66.23	-	-	-	HDUS993	1	21.19
HQUS994MOB*	35 1/4 x 16 1/2 x 17 1/2"	1	16	96.23	-	-	-	HDUS993	1	21.19
HQUS995	35 1/4 x 19 1/4 x 17 1/2"	1	14	72.59	-	-	-	HDUS995	1	21.19
HQUS996MOB*	35 1/4 x 19 1/4 x 17 1/2"	1	17	102.59	-	-	-	HDUS995	1	21.19
HQUS997	35 1/4 x 23 1/4 x 17 1/2"	1	17	79.01	-	-	-	HDUS997	1	21.19
HQUS998MOB*	35 1/4 x 23 1/4 x 17 1/2"	1	19	109.01	-	-	-	HDUS997	1	21.19

*Mobile Containers - Addition of casters will increase overall bin height by approximately 3/4".

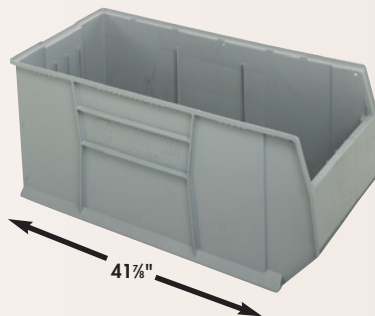
42" Rackbin Containers

- These extra large bins offer a generous 42" length to store your larger items.

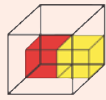
42" length ensures no wasted space on 42" deep rack. Rackbin 42" Containers available in Blue and Gray -- please specify. FOB Shipping Point.

42" RACKBIN CONTAINERS				
Product No.	Outside Dimensions L x W x H	Ctn. Qty.	Wt. (lbs.) Ctn.	Price Ea.
HQRB166	41 7/8 x 16 1/2 x 17 1/2"	1	16	\$73.27
HQRB176MOB*	41 7/8 x 16 1/2 x 17 1/2"	1	20	103.27
HQRB206	41 7/8 x 19 1/4 x 17 1/2"	1	17	80.60
HQRB216MOB*	41 7/8 x 19 1/4 x 17 1/2"	1	22	110.60
HQRB246	41 7/8 x 23 1/4 x 17 1/2"	1	19	88.65
HQRB256MOB*	41 7/8 x 23 1/4 x 17 1/2"	1	25	118.65

*Mobile Containers - Addition of casters will increase overall bin height by approximately 3/4".



STACKABLE SHELF BINS & EURO DRAWERS



QUANTUM® STORAGE SYSTEMS




Stackable Shelf Bins

• **Waterproof bins resist rust and corrosion.**

Quantum's exclusive Stackable Shelf Bins are an industry first and are ideal for medium size and large or heavy item storage. These strong, durable polypropylene bins are available in 4 lengths and 3 widths. 12", 14" and 18" deep bins have a built in rear hanger which allows bin to hang from louvered panels and rails. Bins have a raised front opening when compared to any like product allowing you to truly maximize the complete bin's storage capacity. Optional cross dividers allow flexibility and keep parts organized. Large molded in front label slots for ID labels. Autoclavable up to 250°F and resistant to extreme cold. Available in Black, Blue, Gray, Ivory and Orange -- please specify. FOB Shipping Point.


STACKABLE SHELF BINS					DIVIDERS		WIRE SHELVING SYSTEMS						
Product No.	Outside Dims. L x W x H	Inside Dims. L x W x H	Ctn. Qty.	Net Wt. (lbs.)	Price Ea.	Product No.	Price 6/Ctn.	Product No.	Size W x D x H	No. Shelves	No. Bins	Wt. (lbs.)	Price Ea.
HSSB423	12 x 8 1/4 x 7"	11 1/2 x 7 3/4 x 6 1/2"	6	9	\$8.07	HDSS403	\$11.17	HWR8-423	12 x 36 x 74"	8	28	114	\$460.76
HSSB425	12 x 11 x 7"	11 1/2 x 10 1/4 x 6 1/2"	6	10	8.69	HDSS405	12.55	HWR8-425	12 x 36 x 74"	8	21	107	417.29
HSSB441	14 x 6 x 7"	13 1/2 x 5 3/4 x 6 1/2"	6	10	9.27	HDSS401	10.61	HWR8-441	14 x 36 x 74"	8	35	136	579.41
HSSB443	14 x 8 1/4 x 7"	13 1/2 x 7 3/4 x 6 1/2"	12	21	10.30	HDSS403	11.17	HWR8-443	14 x 36 x 74"	8	28	129	543.36
HSSB445	14 x 11 x 7"	13 1/2 x 10 1/4 x 6 1/2"	6	12	11.32	HDSS405	12.55	HWR8-445	14 x 36 x 74"	8	21	122	492.68
HSSB461	18 x 6 x 7"	17 1/2 x 5 3/4 x 6 1/2"	6	16	14.21	HDSS401	10.61	HWR8-461	18 x 36 x 74"	8	35	190	771.59
HSSB463	18 x 8 1/4 x 7"	17 1/2 x 7 3/4 x 6 1/2"	6	18	14.90	HDSS403	11.17	HWR8-463	18 x 36 x 74"	8	28	180	710.20
HSSB465	18 x 11 x 7"	17 1/2 x 10 1/4 x 6 1/2"	6	20	16.52	HDSS405	12.55	HWR8-465	18 x 36 x 74"	8	21	184	628.72
HSSB483	20 1/2 x 8 1/4 x 7"	20 x 7 3/4 x 6 1/2"	6	20	15.20	HDSS403	11.17	HWR8-483	21 x 36 x 74"	8	28	196	773.98
HSSB485	20 1/2 x 11 x 7"	20 x 10 1/4 x 6 1/2"	6	27	16.86	HDSS405	12.55	HWR8-485	21 x 36 x 74"	8	21	198	726.82



Quantum Super Tuff Euro Drawers

• **Designed for efficient organization of heavy parts, supplies, tools or equipment.**

Made of injection molded from a virgin grade high impact polystyrene – virtually unbreakable. With a full 12 ga. wall thickness, these heavy duty bins can be used on open and closed shelf units and pick racks. Available in Blue, Yellow, Gray or Red – please specify. FOB Shipping Point.



SUPER TUFF EURO DRAWERS					DIVIDERS		
Product No.	Outside Dimensions L x W x H	Bin Qty.	Wt. (lbs.) Ctn.	Price Ea.	Product No.	Pkg. Qty.	Price Per Pkg
HQED401	11 1/2 x 5 1/2 x 2 3/4"	24	17	\$4.24	HDIV401	4	\$2.84
HQED501	11 1/2 x 3 1/2 x 4 3/4"	24	18	4.40	HDIV501/604	4	2.92
HQED601	11 1/2 x 5 1/2 x 4 3/4"	24	23	4.88	HDIV6123	4	3.30
HQED701	11 1/2 x 8 x 4 3/4"	24	34	5.98	HDIV701/606	4	5.22
HQED801	11 1/2 x 11 1/2 x 4 3/4"	12	18	7.35	HDIV801	4	6.27
HQED602	17 1/2 x 3 1/2 x 4 3/4"	24	28	5.90	HDIV501/604	4	2.92
HQED604	17 1/2 x 5 1/2 x 4 3/4"	24	33	7.15	HDIV6123	4	3.30
HQED606	17 1/2 x 8 x 4 3/4"	24	40	7.87	HDIV701/606	4	5.22
HQED603	23 1/2 x 5 1/2 x 4 3/4"	12	25	8.77	HDIV6123	4	3.30

Euro Drawer Shelving Systems

Save time locating parts using our tough Euro Drawers with our sturdy open or closed steel shelving. 36" wide x 75" or 39" high units offer heavy-duty, high grade shelving with a 400 lb. capacity per shelf. Closed shelving provides a dust free environment for stored parts. Shelving is Gray in color. Drawers are available in Blue, Yellow, Gray or Red – please specify. FOB Shipping Point.




HEAVY-DUTY STEEL SHELVING UNITS						
Product No.	Size D x W x H	Qty. Bins	Bin Size L x W x H	No. Shelves	Wt. (lbs.)	Price Ea.
OPEN STEEL SHELVING UNITS						
H1275-501	12 x 36 x 75"	108 QED501	11 1/2 x 3 1/2 x 4 3/4"	13	173	\$921.03
H1275-601	12 x 36 x 75"	72 QED601	11 1/2 x 5 1/2 x 4 3/4"	13	150	731.93
H1275-701	12 x 36 x 75"	48 QED701	11 1/2 x 8 x 4 3/4"	13	149	622.73
H1275-801	12 x 36 x 75"	36 QED801	11 1/2 x 11 1/2 x 4 3/4"	13	147	573.40
H1239-601	12 x 36 x 39"	36 QED601	11 1/2 x 5 1/2 x 4 3/4"	7	78	428.70
H1875-602	18 x 36 x 75"	72 QED602	17 1/2 x 5 1/2 x 4 3/4"	13	213	946.31
H1875-604	18 x 36 x 75"	108 QED604	17 1/2 x 3 1/2 x 4 3/4"	13	245	1,074.84
H1875-624	18 x 36 x 75"	36 QED602	17 1/2 x 5 1/2 x 4 3/4"	13	229	1,021.23
		54 QED604	17 1/2 x 3 1/2 x 4 3/4"			
H1875-606	18 x 36 x 75"	48 QED606	17 1/2 x 8 x 4 3/4"	13	204	765.80
H1839-602	18 x 36 x 39"	36 QED602	17 1/2 x 5 1/2 x 4 3/4"	7	113	529.07
H1839-604	18 x 36 x 39"	54 QED604	17 1/2 x 3 1/2 x 4 3/4"	7	129	589.76
CLOSED STEEL SHELVING UNITS						
HCL1275-501	12 x 36 x 75"	108 QED501	11 1/2 x 3 1/2 x 4 3/4"	13	215	995.86
HCL1275-601	12 x 36 x 75"	72 QED601	11 1/2 x 5 1/2 x 4 3/4"	13	192	806.77
HCL1275-701	12 x 36 x 75"	48 QED701	11 1/2 x 8 x 4 3/4"	13	171	697.57
HCL1275-801	12 x 36 x 75"	36 QED801	11 1/2 x 11 1/2 x 4 3/4"	13	189	648.23
HCL1239-601	12 x 36 x 39"	36 QED601	11 1/2 x 5 1/2 x 4 3/4"	7	99	466.13
HCL1875-602	18 x 36 x 75"	72 QED602	17 1/2 x 5 1/2 x 4 3/4"	13	266	1,035.42
HCL1875-604	18 x 36 x 75"	108 QED604	17 1/2 x 3 1/2 x 4 3/4"	13	287	1,163.93
HCL1875-624	18 x 36 x 75"	36 QED602	17 1/2 x 5 1/2 x 4 3/4"	13	276	1,012.17
		54 QED604	17 1/2 x 3 1/2 x 4 3/4"			
HCL1875-606	18 x 36 x 75"	48 QED606	17 1/2 x 8 x 4 3/4"	13	237	854.69
HCL1839-602	18 x 36 x 39"	36 QED602	17 1/2 x 5 1/2 x 4 3/4"	7	139	573.60
HCL1839-604	18 x 36 x 39"	54 QED604	17 1/2 x 3 1/2 x 4 3/4"	7	155	634.32

Pick Rack SYSTEMS

- High density, easy access Pick Racks — sloped shelving units.
- Systems sold complete with bins.

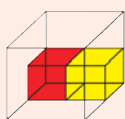
Sturdy steel racks with Super Tuff Euro Drawers create an efficient flow rack. Sloped shelving provides easy access to stored items. Drawers can be removed from racks easily. These gray baked enamel, free standing racks assemble easily. Mobile unit has a 500 lb. capacity and is equipped with 2 swivel, 2 rigid casters. Drawers are available in Blue, Yellow, Gray or Red -- please specify. One color per unit. FOB Shipping Point.



HIGH DENSITY PICK RACK SYSTEMS -- SLOPED SHELVING UNITS						
Product No.	Rack Size D x W x H	No. Of Bins	Bin Size L x W x H	No. Shelves	Wt. (lbs.)	Price Ea.
BENCH UNITS						
HQPRHA-501	12 x 36 x 21"	27	11 1/2 x 3 1/2 x 4 3/4"	3	48	\$274.89
HQPRHA-601	12 x 36 x 21"	18	11 1/2 x 5 1/2 x 4 3/4"	3	42	229.38
HQPRHA-701	12 x 36 x 21"	12	11 1/2 x 8 x 4 3/4"	3	42	202.07
SINGLE SIDED						
HQPRS-501	12 x 36 x 60"	72	11 1/2 x 3 1/2 x 4 3/4"	8	110	596.75
HQPRS-601	12 x 36 x 60"	48	11 1/2 x 5 1/2 x 4 3/4"	8	91	525.77
HQPRS-701	12 x 36 x 60"	32	11 1/2 x 8 x 4 3/4"	8	95	473.16
HQPRS-801	12 x 36 x 60"	24	11 1/2 x 11 1/2 x 4 3/4"	8	93	440.27
DOUBLE SIDED*						
HQPRD-501	24 x 36 x 60"	144	11 1/2 x 3 1/2 x 4 3/4"	16	220	1,072.30
HQPRD-601	24 x 36 x 60"	96	11 1/2 x 5 1/2 x 4 3/4"	16	190	930.32
HQPRD-701	24 x 36 x 60"	64	11 1/2 x 8 x 4 3/4"	16	189	865.59
HQPRD-801	24 x 36 x 60"	48	11 1/2 x 11 1/2 x 4 3/4"	16	186	842.01

*All Double Sided Units available as Mobile Units with addition of mobile kit. HQDU-00 Mobile Kit for Double Sided Units. Wt. 25 (lbs.) Price Ea. \$122.64

STORAGE BINS



QUANTUM
STORAGE
SYSTEMS



H1839-104



Rear "V" lock enables bins to be hung from shelf above when in use.

**IDENTIFY
PARTS
easily.**



H1275-102

Shelf Bin Units -- Complete Packages

• Economical bin storage system includes durable Plastic Shelf Bins and a 36"W standard shelving.


Rugged 350 lb. capacity per shelf, standard shelving unit will keep parts organized and readily accessible. Gray enamel finish will not rust or corrode. 12-HQSB100, 8-HQSB101, 5-HQSB102, 4-HQSB107, 3-HQSB109 fit across a standard 36"W x 12"D shelf. 8-HQSB103, 5-HQSB104, 4-HQSB108, 3-HQSB110 fit across a 36"W x 18"D shelf. Bins are available in Blue, Yellow, Red, Green, Ivory or Black -- please specify. FOB Shipping Point.

Product No.	Size D x W x H	Qty. Bins	Bin Size	No. Shelves	Wt. (lbs.)	Price Ea.
H1275-100	12 x 36 x 75"	144 - HQSB100	1 1/8" x 2 3/4" x 4"	13	155	\$508.38
H1275-101	12 x 36 x 75"	96 - HQSB101	1 1/8" x 4 1/2" x 4"	13	139	417.84
H1275-102	12 x 36 x 75"	60 - HQSB102	1 1/8" x 6 1/2" x 4"	13	131	425.50
H1275-107	12 x 36 x 75"	48 - HQSB107	1 1/8" x 8 1/2" x 4"	13	123	353.26
H1275-109	12 x 36 x 75"	36 - HQSB109	1 1/8" x 11 1/2" x 4"	13	125	454.97
H1239-100	12 x 36 x 39"	72 - HQSB100	1 1/8" x 2 3/4" x 4"	7	78	314.25
H1239-101	12 x 36 x 39"	48 - HQSB101	1 1/8" x 4 1/2" x 4"	7	78	216.77
H1239-102	12 x 36 x 39"	30 - HQSB102	1 1/8" x 6 1/2" x 4"	7	66	258.80
H1875-103	18 x 36 x 75"	96 - HQSB103	1 7/8" x 4 1/2" x 4"	13	198	551.36
H1875-104	18 x 36 x 75"	60 - HQSB104	1 7/8" x 6 1/2" x 4"	13	162	555.30
H1875-108	18 x 36 x 75"	48 - HQSB108	1 7/8" x 8 1/2" x 4"	13	162	575.60
H1875-110	18 x 36 x 75"	36 - HQSB110	1 7/8" x 11 1/2" x 4"	13	158	618.26
H1839-103	18 x 36 x 39"	48 - HQSB103	1 7/8" x 4 1/2" x 4"	7	107	372.72
H1839-104	18 x 36 x 39"	30 - HQSB104	1 7/8" x 6 1/2" x 4"	7	96	343.90


Pick Rack SYSTEMS

- High density, easy access Pick Racks — sloped shelving units.
- Systems sold complete with bins.

Identify parts easily with these durable Pick Racks which provide a high density, easy access, sloped shelving system which are available as a bench rack, single, double sided and mobile units. Systems sold complete with bins. 4"H bins available in Blue, Yellow, Red, Green, Black or Ivory. 6"H bins available in Blue, Red, or Yellow — please specify. FOB Shipping Point.




HQPRS-201



HQPRD-102 + HQDU-00



HQPRHA-102



HQPRD-107

Product No.	Rack Size D x W x H	No. Of Bins	Bin Size L x W x H	No. Shelves	Wt. (lbs.)	Price Ea.
HIGH DENSITY PICK RACK SYSTEMS -- SLOPED SHELVING UNITS						
BENCH UNITS						
HQPRHA-100	12 x 36 x 21"	36	1 1/8" x 2 3/4" x 4"	3	38	\$176.23
HQPRHA-101	12 x 36 x 21"	24	1 1/8" x 4 1/2" x 4"	3	32	142.19
HQPRHA-102	12 x 36 x 21"	15	1 1/8" x 6 1/2" x 4"	3	39	138.45
HQPRHA-107	12 x 36 x 21"	12	1 1/8" x 8 1/2" x 4"	3	36	136.30
HQPRHA-201	12 x 36 x 26 1/2"	24	1 1/8" x 4 1/2" x 6"	3	40	173.79
HQPRHA-202	12 x 36 x 26 1/2"	15	1 1/8" x 6 1/2" x 6"	3	37	171.65
HQPRHA-207	12 x 36 x 26 1/2"	12	1 1/8" x 8 1/2" x 6"	3	36	166.33
SINGLE SIDED						
HQPRS-100	12 x 36 x 60"	96	1 1/8" x 2 3/4" x 4"	8	99	386.88
HQPRS-101	12 x 36 x 60"	64	1 1/8" x 4 1/2" x 4"	8	83	354.48
HQPRS-102	12 x 36 x 60"	40	1 1/8" x 6 1/2" x 4"	8	77	353.19
HQPRS-107	12 x 36 x 60"	32	1 1/8" x 8 1/2" x 4"	8	81	338.76
HQPRS-201	12 x 36 x 63 1/2"	64	1 1/8" x 4 1/2" x 6"	8	89	403.60
HQPRS-202	12 x 36 x 63 1/2"	40	1 1/8" x 6 1/2" x 6"	8	81	397.90
HQPRS-207	12 x 36 x 63 1/2"	32	1 1/8" x 8 1/2" x 6"	8	79	383.72
DOUBLE SIDED*						
HQPRD-100	24 x 36 x 60"	192	1 1/8" x 2 3/4" x 4"	16	186	741.51
HQPRD-101	24 x 36 x 60"	128	1 1/8" x 4 1/2" x 4"	16	165	676.75
HQPRD-102	24 x 36 x 60"	80	1 1/8" x 6 1/2" x 4"	16	154	674.16
HQPRD-107	24 x 36 x 60"	64	1 1/8" x 8 1/2" x 4"	16	156	645.31
HQPRD-201	24 x 36 x 63 1/2"	128	1 1/8" x 4 1/2" x 6"	16	178	771.30
HQPRD-202	24 x 36 x 63 1/2"	80	1 1/8" x 6 1/2" x 6"	16	162	759.91
HQPRD-207	24 x 36 x 63 1/2"	64	1 1/8" x 8 1/2" x 6"	16	158	731.54

*All Double Sided Units available as Mobile Units with addition of mobile kit.

HQDU-00 Mobile Kit for Double Sided Units. Wt. 25 (lbs.) Price Ea. \$122.64

CUSTOM STORAGE SYSTEMS




High Density Storage Systems

- Design a complete workable storage system with rails, racks and/or louvered panels and panel systems.
- Panels provide an ideal framework that allows you to build your own customized bin system.

Panels are available in 19"H. x 18"W. and 19"H. x 36"W. sizes. Additional sizes available—contact dealer. Bench racks measure 27"W. x 21"H. x 8"D and 36"W. x 19"H. x 8"D. Single sided, double sided and mobile units are available in both louvered panels and racks. FOB Shipping Point.



HQUR-12S



HQUR-16D+HQUR-MOB



HQUR-1W

CONFIGURE
your own unit.



HQLP-3619




HQLP-1819




HQUR-12D

Product No.	Description	Size L x W x H	QUANTITY OF ULTRA BINS TO FIT LOUVERED PANELS & RACKS																	Wt. (lbs.)	Price Ea.
			HQUS 210	HQUS 220	HQUS 221	HQUS 224	HQUS 230	HQUS 234	HQUS 235	HQUS 239	HQUS 240	HQUS 241	HQUS 242	HQUS 245	HQUS 250	HQUS 255	HQUS 260	HQUS 265	HQUS 270		
HQUR-1W	Steel Rail	48"L. x 3"H.	11	11	8	11	8	8	4	4	4	4	3	-	-	-	-	-	6	\$18.06	
HQUR-12S	Rack 1 sided - 12 rail	36 x 15 x 53"	96	96	-	-	-	-	24	24	4	20	-	12	12	12	20	8	53	145.79	
HQUR-16S	Rack 1 sided - 16 rail	36 x 15 x 53"	-	-	48	48	48	24	-	-	-	16	-	-	-	-	-	-	63	157.66	
HQUR-12D	Rack 2 sided - 12 rail	36 x 24 x 53"	192	192	-	-	-	-	48	48	40	-	24	24	24	40	16	54	150.64		
HQUR-16D	Rack 2 sided - 16 rail	36 x 24 x 53"	-	-	96	96	96	48	-	-	-	32	-	-	-	-	-	64	163.25		
HQLP-1819*	Louvered panel	18" x 19"	16	16	9	12	9	3	4	4	4	3	2	1	1	4	1	6	19.10		
HQLP-1861*	Louvered panel	18" x 61"	60	60	30	30	30	15	14	14	14	10	7	7	5	12	5	21	55.50		
HQLP-2721	Louvered panel	27" x 21"	30	30	12	12	12	6	6	6	6	3	2	4	4	6	1	11	30.08		
HQLP-3612	Louvered panel	36" x 12"	18	18	12	12	12	6	4	4	4	4	2	6	3	8	2	8	25.10		
HQLP-3619*	Louvered panel	36" x 19"	32	32	18	32	18	9	8	8	8	6	4	6	3	8	2	13	25.40		
HQLP-3661*	Louvered panel	36" x 61"	120	120	60	80	60	30	28	28	28	20	14	21	15	24	10	40	92.00		
HQLP-4819	Louvered panel	48" x 19"	40	40	24	24	24	12	10	10	10	6	4	-	-	-	2	18	51.39		
HQLP-4861*	Louvered panel	48" x 61"	165	165	80	80	80	40	35	35	35	20	14	-	-	-	10	60	167.57		
HQBR-1819	Bench Rack	18 x 8 x 19"	32	32	18	32	18	9	8	8	8	6	4	6	3	8	2	8	42.19		
HQBR-2721	Bench Rack	27 x 8 x 21"	30	30	12	18	12	6	-	6	6	4	-	-	-	-	-	16	43.05		
HQBR-3612	Bench Rack	36 x 8 x 12"	18	18	12	12	12	6	4	4	4	4	2	6	3	8	2	14	49.34		
HQBR-3619	Bench Rack	36 x 8 x 19"	40	40	18	24	18	9	8	8	8	6	4	-	-	-	-	19	50.34		
HQSS-1866H	Single sided louvered panel	18 x 12½ x 66"	60	60	30	30	30	15	14	14	12	10	7	7	5	12	5	40	145.94		
HQSS-3666H	Single sided louvered panel	36 x 12½ x 66"	120	120	60	80	60	30	28	28	28	20	14	21	15	24	10	90	184.30		
HQDS-3666H	Double sided louvered panel	36 x 25 x 66"	240	240	120	160	120	60	56	56	56	40	28	42	30	48	20	106	371.58		
HQMD-36H	Mobile double sided louvered panel	36 x 25 x 72"	240	240	120	160	120	60	56	56	56	40	28	42	30	48	20	155	479.44		


HQUR-MOB Mobilizes double sided units, Wt. 25 lbs., Price Ea. \$71.02
 Note: Bins for steel units above are sold separately.
 *Available in Oyster White - add -HC to end of product no.




HQLP-3619HC



HQBR-1819




HQBR-3612



HQBR-3619




HQLP-1861



HQLP-3661



HQSS-1866H



HQSS-3666H



HQDS-3666H



HQMD-36H


STORAGE SYSTEMS & PLASTIC CARTS



Complete Pre-Configured Panels & Racks w/Bins

Bench Racks

Measures 36"L. x 8"W. x 19"H. and 27"L x 8"W. x 21"H.
Both bench racks are available in 3 preconfigured choices.
Bench racks can be joined together to form continuous systems. Bins available in Blue, Yellow, Red, Green, Ivory or Black – please specify. One bin color per unit.
FOB Shipping Point.



HQBR-3619-210-32

Louvered Panels

Measures 36"L. x 19"H. and 18"L. x 19"H. Each available in 3 configurations. Bins available in Blue, Yellow, Red, Green, Ivory or Black – please specify. One bin color per unit.
FOB Shipping Point.


Single Sided Unit

Measures 36"L. x 15"W. x 53"H. 250 lb. cap.
Available in 3 different configurations. Bins available in Blue, Yellow, Red, Green, Ivory or Black – please specify. One bin color per unit.
FOB Shipping Point.

Double Sided Unit

Measures 36"L. x 25"W. x 53"H. 500 lb. cap.
Available in 3 different configurations. Mobilize double sided unit with the addition of HQRU-MOB. Bins are available in Blue, Yellow, Red, Green, Ivory or Black – please specify. One bin color per unit.
FOB Shipping Point.

COMPLETE PACKAGES WITH BINS!



HQRU-165-220230240

Product No.	No. Of Bins	Bin Size L x W x H	Wt. (lbs.) Ctn.	Price Ea.
BENCH RACK 27"L. x 8"W. x 21"H. w/BINS				
HQBR-2721-210-24	24	5 7/8 x 4 1/2 x 3"	23	\$79.37
HQBR-2721-220-24	24	7 7/8 x 4 1/2 x 3"	25	99.43
HQBR-2721-230-12	12	10 7/8 x 5 1/2 x 5"	28	110.38
BENCH RACK 36"L. x 8"W. x 19"H. w/BINS				
HQBR-3619-210-32	32	5 7/8 x 4 1/2 x 3"	29	101.50
HQBR-3619-220-32	32	7 7/8 x 4 1/2 x 3"	31	129.46
HQBR-3619-230-18	18	10 7/8 x 5 1/2 x 5"	37	154.51
LOUVERED PANEL 18"L. x 19"H. w/BINS				
HQLP-1819-210-16	16	5 7/8 x 4 1/2 x 3"	11	48.15
HQLP-1819-220-16	16	7 7/8 x 4 1/2 x 3"	12	61.53
HQLP-1819-230-9	9	10 7/8 x 5 1/2 x 5"	16	73.56
LOUVERED PANEL 36"L. x 19"H. w/BINS				
HQLP-3619-210-32	32	5 7/8 x 4 1/2 x 3"	22	73.35
HQLP-3619-220-32	32	7 7/8 x 4 1/2 x 3"	24	100.07
HQLP-3619-230-18	18	10 7/8 x 5 1/2 x 5"	30	124.14
SINGLE SIDED RAIL SYSTEM 36"L. x 15"W. x 53"H. w/BINS				
HQRU-125-220-96	96	7 7/8 x 4 1/2 x 3"	82	\$423.47
HQRU-165-230-48	48	10 7/8 x 5 1/2 x 5"	108	414.19
HQRU-125-240-24	24	14 3/4 x 8 1/2 x 7"	102	395.16
	16	7 7/8 x 4 1/2 x 3"		
HQRU-165-220230240	18	10 7/8 x 5 1/2 x 5"	108	441.26
	12	14 3/4 x 8 1/2 x 7"		
DOUBLE SIDED RAIL SYSTEM 36"L. x 24"W. x 53"H. w/BINS				
HQRU-12D-220-192	192	7 7/8 x 4 1/2 x 3"	113	685.50
HQRU-16D-230-96	96	10 7/8 x 5 1/2 x 5"	155	645.19
HQRU-12D-240-48	48	14 3/4 x 8 1/2 x 7"	153	628.86
	32	7 7/8 x 4 1/2 x 3"		
HQRU-MOB Mobilizes double sided units. Wt. 25 (lbs.) Price Ea. \$71.02				

Plastic Mobile Carts

• Industrial strength load capacity of 550 lbs.

Genuine Quantum Plastic Mobile Carts. Ideal for many industrial and commercial material handling applications. Cart comes complete with 2 swivel and 2 rigid 5 x 1 1/4" heavy duty casters. Available in 2 sizes. Color is Gray. FOB Shipping Point.



HPC3518-33-3



HPC4026-33



HPFTC4026-33-3



HPC3518-33+HPCTH

PLASTIC MOBILE CARTS				
Product No.	Size L x W x H	No. Shelves	Wt. (lbs.)	Price Ea.
HPC3518-33	34 1/4 x 17 1/2 x 32 1/2"	2	38	\$154.64
HPC3518-33-3	34 1/4 x 17 1/2 x 32 1/2"	3	51	212.89
HPC4026-33	40 x 26 x 32 1/2"	2	54	206.91
HPC4026-33-3	40 x 26 x 32 1/2"	3	74	284.83
FLAT TOP PLASTIC SHELF CART				
HPFTC4026-33-2	40 x 26 x 32 1/2"	2	51	206.91
HPFTC4026-33-3	40 x 26 x 32 1/2"	3	71	284.83

PLASTIC MOBILE CART ACCESSORIES			
Product No.	Description	Wt. (lbs.)	Price Ea.
HPC3518SHELF	34 1/4 x 17 1/2" Shelf	13	\$58.24
HPC4026SHELF	40 x 26" Shelf	20	77.93
HPCTH	96 Piece Tool Holder Adapter	3	38.57

POLY SHELF BINS




Environmentally Friendly Recycled
4" H Shelf Bins



4", 6" and 8" H Shelf
Bins Available in Clear

**8" Shelf Bins offer 65%
more storage capacity over
6" Bins and 95% more than
standard 4" Bins.**



8" H

6" H

4" H

Economy Shelf Bins

- Replace worn out corrugated bins permanently with these tough, durable high density plastic bins.
- The industry standard for quality.

Durable polypropylene bins feature molded-in label holder. Built-in rear hangerlock allows bins to tilt out for complete access. Wide hopper front allows easy access to contents of bin while in shelving. Reinforced edges add strength and durability. Designed for 12", 18" and 24" deep shelving units, racks or standard shelving. Waterproof and impervious to most chemicals, unaffected by grease or oil. 4" shelf bins are available in Blue, Yellow, Red, Green, Ivory, Black and Clear -- please specify. 6" and 8" shelf bins are available in Blue, Yellow, Red and Clear -- please specify. FOB Shipping Point.

SHELF BINS		4" HIGH SHELF BINS				RECYCLED*		CLEAR**		DIVIDERS		BIN CUPS PER BIN	
Product No.	Outside Dimensions L x W x H	Inside Dimensions L x W x H	Qty. Ctn.	Wt. Ctn. (lbs.)	Price Ea.	Price Ea.	Price Ea.	Model No.	Price Per Pkg.	HQBC-111	HQBC-112		
HQSB100	11 1/2 x 2 1/4 x 4"	10 1/4 x 1 1/2 x 4"	36	13	\$1.45	\$1.41*	\$1.68**	-	-	3	0		
HQSB101	11 1/2 x 4 1/2 x 4"	10 1/4 x 3 x 4"	36	17	1.60	1.55*	1.85**	HDSB101	\$17.24	6	2		
HQSB102	11 1/2 x 6 x 4"	10 1/4 x 5 1/2 x 4"	30	18	2.51	2.43*	2.90**	HDSB102	23.47	9	4		
HQSB107	11 1/2 x 8 1/2 x 4"	10 1/4 x 7 1/2 x 4"	20	15	2.70	2.62*	3.14**	HDSB107	43.57	12	4		
HQSB109	11 1/2 x 11 1/2 x 4"	10 1/4 x 10 x 4"	8	7	4.07	3.94*	4.75**	HDSB109	54.07	18	6		
HQSB103	17 1/2 x 4 1/2 x 4"	16 1/2 x 3 x 4"	20	13	2.17	2.10*	2.52**	HDSB103	17.24	9	3		
HQSB104	17 1/2 x 6 x 4"	16 1/2 x 5 1/2 x 4"	20	16	3.08	2.98*	3.58**	HDSB104	23.47	15	6		
HQSB108	17 1/2 x 8 1/2 x 4"	16 1/2 x 7 1/2 x 4"	10	11	4.23	4.11*	4.94**	HDSB108	43.57	19	6		
HQSB110	17 1/2 x 11 1/2 x 4"	16 1/2 x 10 x 4"	8	11	6.71	6.51*	7.85**	HDSB110	54.07	29	8		
HQSB105	23 1/2 x 4 1/2 x 4"	22 1/2 x 3 x 4"	16	13	4.29	4.16*	5.00**	HDSB105	17.24	13	4		
HQSB106	23 1/2 x 6 x 4"	22 1/2 x 5 1/2 x 4"	8	9	6.14	5.96*	7.20**	HDSB106	23.47	21	8		
HQSB114	23 1/2 x 8 1/2 x 4"	22 1/2 x 7 1/2 x 4"	6	9	7.50	7.27*	8.75**	HDSB114	43.57	24	8		
HQSB116	23 1/2 x 11 1/2 x 4"	22 1/2 x 10 x 4"	6	10	9.78	8.91*	10.74**	HDSB116	54.07	35	16		

SHELF BINS		6" HIGH SHELF BINS				CLEAR**		DIVIDERS		BIN CUPS PER BIN	
Product No.	Outside Dimensions L x W x H	Inside Dimensions L x W x H	Qty. Ctn.	Wt. Ctn. (lbs.)	Price Ea.	Price Ea.	Model No.	Price Per Ctn.	HQBC-111	HQBC-112	
HQSB201	11 1/2 x 4 1/2 x 6"	10 1/2 x 3 x 6"	36	19	\$2.40	\$2.87**	HDSB201	\$28.38	6	2	
HQSB202	11 1/2 x 6 x 6"	10 1/2 x 5 1/2 x 6"	30	20	3.72	4.44**	HDSB202	32.66	9	4	
HQSB207	11 1/2 x 8 1/2 x 6"	10 1/2 x 7 1/2 x 6"	20	17	4.28	5.03**	HDSB207	44.38	12	4	
HQSB209	11 1/2 x 11 1/2 x 6"	10 1/2 x 10 x 6"	8	9	6.90	8.17**	HDSB209	87.41	18	6	
HQSB203	17 1/2 x 4 1/2 x 6"	16 1/2 x 3 x 6"	20	15	3.55	4.18**	HDSB203	28.38	9	3	
HQSB204	17 1/2 x 6 x 6"	16 1/2 x 5 1/2 x 6"	20	18	4.72	5.53**	HDSB204	32.66	15	6	
HQSB208	17 1/2 x 8 1/2 x 6"	16 1/2 x 7 1/2 x 6"	10	13	5.11	6.35**	HDSB208	44.38	19	6	
HQSB210	17 1/2 x 11 1/2 x 6"	16 1/2 x 10 x 6"	8	13	11.20	13.25**	HDSB210	87.41	29	8	
HQSB205	23 1/2 x 4 1/2 x 6"	22 1/2 x 3 x 6"	16	15	6.72	7.97**	HDSB205	28.38	13	4	
HQSB206	23 1/2 x 6 x 6"	22 1/2 x 5 1/2 x 6"	8	11	7.42	8.79**	HDSB206	32.66	21	8	
HQSB214	23 1/2 x 8 1/2 x 6"	22 1/2 x 7 1/2 x 6"	6	11	12.04	14.18**	HDSB214	44.38	24	8	
HQSB216	23 1/2 x 11 1/2 x 6"	22 1/2 x 10 x 6"	6	12	13.96	16.68**	HDSB216	87.41	35	16	

SHELF BINS		8" HIGH SHELF BINS				CLEAR**		DIVIDERS		BIN CUPS PER BIN	
Product No.	Outside Dimensions L x W x H	Inside Dimensions L x W x H	Qty. Ctn.	Wt. Ctn. (lbs.)	Price Ea.	Price Ea.	Model No.	Price Per Ctn.	HQBC-111	HQBC-112	
HQSB801	11 1/2 x 4 1/2 x 8"	10 1/2 x 3 x 8"	36	20	\$3.13	\$3.60**	HDSB801	\$35.48	6	2	
HQSB802	11 1/2 x 6 x 8"	10 1/2 x 5 1/2 x 8"	30	21	4.83	5.55**	HDSB802	40.83	9	4	
HQSB807	11 1/2 x 8 1/2 x 8"	10 1/2 x 7 1/2 x 8"	20	16	5.46	6.28**	HDSB807	55.48	12	4	
HQSB809	11 1/2 x 11 1/2 x 8"	10 1/2 x 10 x 8"	8	8	8.88	10.21**	HDSB809	109.26	18	6	
HQSB803	17 1/2 x 4 1/2 x 8"	16 1/2 x 3 x 8"	20	8	4.54	5.22**	HDSB803	35.48	9	3	
HQSB804	17 1/2 x 6 x 8"	16 1/2 x 5 1/2 x 8"	20	22	6.01	6.91**	HDSB804	40.83	15	6	
HQSB808	17 1/2 x 8 1/2 x 8"	16 1/2 x 7 1/2 x 8"	10	14	6.90	7.94**	HDSB808	55.48	19	6	
HQSB810	17 1/2 x 11 1/2 x 8"	16 1/2 x 10 x 8"	8	14	14.40	16.56**	HDSB810	109.26	29	8	
HQSB805	23 1/2 x 4 1/2 x 8"	22 1/2 x 3 x 8"	16	19	8.66	9.96**	HDSB805	35.48	13	4	
HQSB806	23 1/2 x 6 x 8"	22 1/2 x 5 1/2 x 8"	8	13	9.56	10.99**	HDSB806	40.83	21	8	
HQSB814	23 1/2 x 8 1/2 x 8"	22 1/2 x 7 1/2 x 8"	6	11	15.41	17.72**	HDSB814	55.48	24	8	
HQSB816	23 1/2 x 11 1/2 x 8"	22 1/2 x 10 x 8"	6	12	18.13	20.85**	HDSB816	109.26	35	16	

*To order Recycled Bins (available in Black only), please add the suffix "BR" at the end of the Product No.

** To order Clear Bins add the suffix "CL" at the end of the Product No.

Dividers available in Black only. Labels available for all shelf bins. For label model No. substitute "L" for "Q" in Bin Model No.

Bin Cups

Has a raised slotted label holder for easy identification and removal. Available in Yellow and Blue -- please specify. FOB Shipping Point.

Product No.	Bin Size	BIN CUPS		
		Ctn. Qty.	Wt. (lbs.) Ctn.	Price Ea.
HQBC111	3 1/4 x 1 1/2 x 3"	48	4	\$0.36
HQBC112	5 1/4 x 2 1/4 x 3"	48	7	0.69

Extended Label Holders

Designed for larger bar code scanning. Fits all sizes except HQSB100. Size is 4"W x 2 1/4"H. FOB Shipping Point.

Product No.	Description	EXTENDED LABEL HOLDERS		
		Ctn. Qty.	Wt. (lbs.) Ctn.	Price Ctn./24
HELH410	10° Angle	24	2	\$25.10
HELH445	45° Angle	24	2	25.10

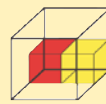
Shelf Bin Dividers

Helps separate items within each shelf bin. Fits snugly, horizontally across all bins and are uniquely designed for easy part labeling and retrieval by means of slotted label holder. Black in color. FOB Shipping Point.



Product No.	DIVIDERS		
	Ctn. Qty.	Wt. (lbs.) Ctn.	Price Ctn./50
HDSB101/103/105	50	3	\$17.24
HDSB102/104/106	50	4	23.47
HDSB107/108/114	50	7	43.57
HDSB109/110/116	50	8	54.07
HDSB201/203/205	50	2	28.38
HDSB202/204/206	50	3	32.66
HDSB207/208/214	50	4	44.38
HDSB209/210/216	50	8	87.41
HDSB801/803/805	50	4	35.48
HDSB802/804/806	50	5	40.83
HDSB807/808/814	50	8	55.48
HDSB809/810/816	50	9	109.26

CLEAR-VIEW BINS



QUANTUM® STORAGE SYSTEMS

Shown with Optional Divider & Window

Clear-View Ultra Stack and Hang Bins

- The strongest & highest quality clear bin in the industry.
- Large label slots.

Organize your inventory with strong injection molded polypropylene bins. Front, back and side grips for easy handling. Built-in rear hanger allows bins to hang from louvered panels or rails. Optional clear injection molded crystal styrene window increases bin capacity and provides quick view of bin contents. Dividers maximize flexibility and keep contents organized. Wide stacking ledge and anti-slide lock keep stacked bins steady and prevent forward shifting. Waterproof bins resist rust and corrosion. Large molded front label slots for ID labels. Autoclavable up to 250°F and resistant to extreme cold. FOB Shipping Point.



CLEAR-VIEW ULTRA STACK AND HANG BINS													
Product No.	Outside Dims. L x W x H	Inside Dims. L x W x H	Ctn. Qty.	Ctn. Wt. (lbs.)	Bin Load Cap. Ea.	Price Ea.	Clear Window	Ctn. Qty.	Price per Ctn.	Divider	Ctn. Qty.	No. of Divider Slots	Price per Ctn.
HQUS200CL	5 x 4 1/8 x 3"	4 3/8 x 3 7/16 x 2 13/16"	24	5	8	\$1.25	-	-	-	HDUS200	6	1	\$4.37
HQUS210CL	5 3/8 x 4 1/8 x 3"	4 3/4 x 3 7/16 x 2 13/16"	24	6	10	1.27	-	-	-	HDUS210	6	1	4.46
HQUS220CL	7 3/8 x 4 1/8 x 3"	6 3/4 x 3 7/16 x 2 13/16"	24	8	10	2.30	-	-	-	HDUS220	6	1	4.81
HQUS221CL	9 1/4 x 6 x 5"	8 1/2 x 5 1/8 x 4 1/2"	12	6	20	3.21	HWUS221	12	\$15.15	HDUS221	6	1	8.41
HQUS224CL	10 7/8 x 4 1/8 x 4"	10 1/4 x 3 3/16 x 3 3/4"	12	8	30	3.46	HWUS224	12	15.44	HDUS224	6	1	7.94
HQUS230CL	10 7/8 x 5 1/2 x 5"	10 1/4 x 4 3/8 x 4 3/4"	12	10	30	5.81	HWUS230/234	12	15.76	HDUS230/235	6	1	8.16
HQUS234CL	14 3/4 x 5 1/2 x 5"	14 1/16 x 4 3/8 x 4 3/4"	12	14	50	6.60	HWUS230/234	12	15.76	HDUS234	6	1	9.93
HQUS235CL	10 7/8 x 11 x 5"	10 1/4 x 10 x 4 3/4"	6	10	50	8.95	HWUS235	6	11.30	HDUS230/235	6	3	8.16
HQUS239CL	10 3/4 x 8 1/4 x 7"	10 x 6 9/16 x 6 3/4"	6	10	50	9.65	HWUS239/240	6	10.33	HDUS239	6	1	12.00
HQUS240CL	14 3/4 x 8 1/4 x 7"	14 x 6 9/16 x 6 3/4"	12	24	60	11.46	HWUS239/240	6	10.33	HDUS240/250	6	1	11.29
HQUS241CL	13 3/8 x 8 1/4 x 8"	12 7/8 x 6 9/16 x 5 3/4"	12	22	60	11.29	HWUS241	12	20.35	HDUS241	6	1	11.17
HQUS242CL	13 3/8 x 8 1/4 x 8"	12 7/8 x 6 9/16 x 7 3/4"	12	25	60	12.23	HWUS242	12	23.78	HDUS242	6	1	13.75
HQUS245CL	10 7/8 x 16 1/2 x 5"	10 1/4 x 15 x 4 3/4"	6	13	60	13.44	HWUS245	6	22.43	HDUS245	6	3	8.46
HQUS250CL	14 3/4 x 16 1/2 x 7"	14 x 14 3/4 x 6 3/4"	6	21	75	16.12	HWUS250	6	22.80	HDUS240/250	6	3	11.29
HQUS255CL	16 x 11 x 8"	15 1/8 x 10 x 7 3/4"	4	14	75	19.72	HWUS255	4	12.63	HDUS255	6	3	13.85
HQUS260CL	18 x 11 x 10"	17 1/8 x 10 x 9 3/4"	4	17	75	26.72	HWUS260	4	12.88	HDUS260	6	3	13.92
HQUS265CL	18 x 8 1/4 x 9"	17 1/8 x 6 3/4 x 8 1/4"	6	17	60	19.24	HWUS265	6	17.98	HDUS265	6	1	20.09
HQUS270CL	18 x 16 1/2 x 11"	17 1/8 x 14 3/4 x 10 1/4"	3	16	75	29.10	HWUS270	3	13.59	HDUS270	6	3	22.21
HQUS275MOB	18 x 16 1/2 x 11"	17 1/8 x 14 3/4 x 10 1/4"	3	25	-	59.49	HWUS270	3	13.59	HDUS270	6	3	22.21


* When attached to panels or rails (Note: Bins without a load capacity listed are not designed to hang on panels or rail units)

**With casters, overall height is 14".

Clear-View Hulk 24" Containers

- Perfect for large and bulky items.
- Stackable convenience.

Store your large and bulky items with these strong, injection molded tri-clear polypropylene stackable containers. These extra large stacking containers offer a generous 2 ft. in length to store your larger items. Heavy-duty front, back and side grips allow for easy handling. Optional clear styrene plastic window increases bin capacity and provides quick view of bin contents. Optional dividers maximize flexibility and keep contents organized. Wide stacking ledge and anti-slide lock keep stacked bins steady and prevent forward shifting. Waterproof bins resist rust and corrosion. Autoclavable up to 250°F and resistant to extreme cold. FOB Shipping Point.



CLEAR-VIEW HULK 24" CONTAINERS											
Product No.	Outside Dims. L x W x H	Inside Dims. L x W x H	Ctn. Qty.	Ctn. Wt. (lbs.)	Price Ea.	Clear Window	Ctn. Qty.	Price per Ctn.	Divider	Ctn. Qty.	Price per Ctn.
HQUS950CL	23 3/8 x 8 1/4 x 7"	22 3/8 x 6 3/4 x 6 3/4"	6	19	\$23.12	HWUS950/970	6	\$9.65	HDUS950	6	\$19.71
HQUS951CL	23 3/8 x 8 1/4 x 9"	22 3/8 x 6 3/4 x 8 1/4"	6	22	25.45	HWUS951	6	10.58	HDUS951	6	22.08
HQUS952CL	23 3/8 x 11 x 7"	22 3/8 x 10 x 6 3/4"	4	15	27.14	HWUS952	4	9.17	HDUS952	6	19.71
HQUS953CL	23 3/8 x 11 x 10"	22 3/8 x 10 x 9 3/4"	4	19	28.32	HWUS953/973	4	18.45	HDUS953	6	32.19
HQUS954CL	23 3/8 x 16 1/2 x 11"	22 3/8 x 14 3/16 x 10 1/4"	1	7	30.76	HWUS954/974	1	4.81	HDUS954	6	35.41
HQUS964MOBCL	23 3/8 x 16 1/2 x 11"	22 3/8 x 14 3/16 x 10 1/4"	1	10	61.14	HWUS954/974	1	4.81	HDUS954	6	35.41
HQUS955CL	23 3/8 x 18 1/4 x 12"	22 3/8 x 16 1/2 x 11 1/4"	1	8	31.26	HWUS955/975	1	8.73	HDUS955	6	52.88
HQUS965MOBCL	23 3/8 x 18 1/4 x 12"	22 3/8 x 16 1/2 x 11 1/4"	1	11	61.65	HWUS955/975	1	8.73	HDUS955	6	52.88

* Overall height for mobile container will be increased by 3".

Clear-View Shelf Bins

- These bins are the industry standard for quality.
- Impervious to most chemicals.

Tough, durable, high density shelf bins are the industry standard for quality. These tri-clear polypropylene bins feature a molded-in label holder, built-in rear hanglock which allows bins to tilt out for complete access when on shelving. A wide hopper front allows complete access to the contents of the bin. Edges are reinforced for added strength. They are designed for 12", 18" and 24" deep shelf units, racks or standard shelving. Bins are impervious to most chemicals. FOB Shipping Point.



CLEAR-VIEW SHELF BINS														
Product No.	Outside Dims. L x W x H	Inside Dims. L x W x H	Ctn. Qty.	Ctn. Wt. (lbs.)	Price Ea.	Divider	Ctn. Qty.	Price per Ctn.	No. of Bin	Cups per Bin	Ctn. Qty.	Price per Ctn.	No. of Bin	Cups per Bin
HQSB100CL	11 3/8 x 2 3/4 x 4"	10 3/4 x 1 5/8 x 4"	36	13	\$1.68	-	-	-	3	0	-	-	3	0
HQSB101CL	11 3/8 x 4 8/8 x 4"	10 1/4 x 3 x 4"	36	17	1.85	HDSB101	50	\$17.24	6	2	-	-	6	2
HQSB102CL	11 3/8 x 6 3/8 x 4"	10 1/4 x 5 1/2 x 4"	30	18	2.90	HDSB102	50	23.47	9	4	-	-	9	4
HQSB107CL	11 3/8 x 8 3/8 x 4"	10 1/4 x 7 1/8 x 4"	20	15	3.14	HDSB107	50	43.57	12	4	-	-	12	4
HQSB109CL	11 3/8 x 11 1/8 x 4"	10 1/4 x 10 x 4"	8	7	4.75	HDSB109	50	54.07	18	6	-	-	18	6
HQSB103CL	17 7/8 x 4 1/8 x 4"	16 1/2 x 3 x 4"	20	13	2.52	HDSB103	50	17.24	9	3	-	-	9	3
HQSB104CL	17 7/8 x 6 3/8 x 4"	16 1/2 x 5 1/2 x 4"	20	16	3.58	HDSB104	50	23.47	15	6	-	-	15	6
HQSB108CL	17 7/8 x 8 3/8 x 4"	16 1/2 x 7 1/8 x 4"	10	11	4.94	HDSB108	50	43.57	19	6	-	-	19	6
HQSB110CL	17 7/8 x 11 1/8 x 4"	16 1/2 x 10 x 4"	8	11	7.85	HDSB110	50	54.07	29	8	-	-	29	8
HQSB105CL	23 3/8 x 4 1/8 x 4"	22 3/8 x 3 x 4"	16	13	5.00	HDSB105	50	17.24	13	4	-	-	13	4
HQSB106CL	23 3/8 x 6 3/8 x 4"	22 3/8 x 5 1/2 x 4"	8	9	7.20	HDSB106	50	23.47	21	8	-	-	21	8
HQSB114CL	23 3/8 x 8 3/8 x 4"	22 3/8 x 7 1/8 x 4"	6	9	8.75	HDSB114	50	43.57	24	8	-	-	24	8
HQSB116CL	23 3/8 x 11 1/8 x 4"	22 3/8 x 10 x 4"	6	10	10.74	HDSB116	50	54.07	35	16	-	-	35	16

HEAVY DUTY CONTAINERS & TOTES



HDLY-2415
(bin sold separately)
Dolly w/1" Ledge. Black in color. 1,000 lb. cap.
Inside measures 24"L. x 15"W.
Exterior size 28"L. x 18½"W.
Wt. 14 (lbs.) Price Ea. **\$120.60**

Heavy Duty Attached Top Containers

- Strong, reliable and reusable totes.
- Ideal for storage, distribution and order picking.

Tops are permanently attached with steel hinges that interlock securely for stacking strength. Stack for maximized storage and nest when empty. Textured, non-slip bottom ensures smooth conveying. Ergonomically designed handles allow for easy lifting. Recessed lids ensure maximum load stability. Padlock eye provides security option allowing lids to be fastened and/or locked. Molded from high density, FDA approved polyethylene. Lids close securely to protect parts from dust or damage. Distribution container has an optional 3" x 5" adhesive clear label holder which attaches securely for easy part identification. FOB Shipping Point.

HQDL-2115 Clear Label Holder. Price Per Ctn./24 **\$33.18**



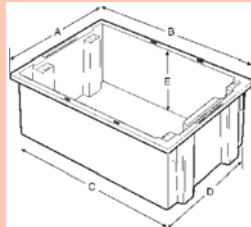
Product No.	OUTSIDE DIMENSION		INSIDE DIMENSION		Container Height	Volume (Cu. Ft.)	Cap. (gals.)	Wt. (lbs.)	Price Ea.
	Top L x W	Bottom L x W	Top L x W	Bottom L x W					
HQDC2012-7	20 x 11½"	18 x 10"	17¾ x 10¾"	17 x 9¾"	7½"	1.17	8.75	4	\$19.21
HQDC2115-9	21½ x 15½"	19½ x 13½"	20¼ x 14¼"	19 x 13"	9¾"	1.27	9.5	6	19.45
HQDC2115-12	21½ x 15½"	19½ x 13½"	20¼ x 14¼"	19 x 13"	12¾"	1.67	12.5	7	21.08
HQDC2115-17	21½ x 15½"	19½ x 13½"	20¼ x 14¼"	19 x 13"	17¾"	2.31	17.25	8	25.10
HQDC2213-12	22½ x 12¾"	19 x 10¾"	19¾ x 12"	18½ x 10¾"	11¾"	1.64	12.25	6	21.92
HQDC2420-12*	24 x 20"	21¼ x 17¼"	22¾ x 18½"	21 x 17"	12½"	2.44	18.25	8	32.40
HQDC2717-12	27 x 17¾"	24¼ x 16¾"	25¾ x 16"	24 x 14½"	12½"	2.5	18.75	8	29.40
HQDC2515-14	24 x 15"	21¼ x 12¾"	22¾ x 14"	20¾ x 12¼"	13¾"	2.2	16.5	7	32.96
HQDC2820-15*	28 x 20¾"	25¾ x 18¾"	26 x 19"	25 x 18"	15¾"	4.0	29.92	13	56.98

*Cannot be used with HDLY-2415 Dolly sold above.

HDLY-3018 Dolly with padded rubber trim. 1,000 lb. capacity. Outside measures 30 x 18". Wt. 19 (lbs.), Price Ea. **\$115.00**

Stack & Nest Totes (SNTS's)

- The ultimate reusable container for storing and shipping.
- Made of USDA-accepting material that complies with FDA regulations for use in food processing.



High density polypropylene, injection molded for uniform wall thickness and added strength. Lids snap tightly and securely for a safe fit. Quick 180° turn offer space-saving stacking and nesting. Stacks 6 high. Fits 48" x 40" pallets (6 SNT190, 4 SNT230 per level). Usable in temperatures from -10° to 250°F. Available in (GY) Gray, (BL) Blue or (RD) Red – please specify. Sold in carton quantities. Optional clear, see-thru Stack and Nest Label Holder (HSNH010). FOB Shipping Point.



HDLY-3018 Dolly with Padded Rubber Trim (tote sold separately)

The **ULTIMATE** re-usable container for storing and shipping



Product No.	Outside Dimensions L x W x H	STACK & NEST TOTE Inside Dimensions					Qty. Ctn.	Cap. Cu. Ft.	Wt. (lbs.) Ctn.	Price Ea.	Product No.	Qty. Ctn.	LIDS Wt. (lbs.) Ctn.	Price Ea.
		A	B	C	D	E								
HSNT180	18 x 11 x 6"	10"	16"	15½"	9¾"	5¾"	6	0.5	12	\$8.98	HLID181	6	7	\$5.68
HSNT185	18 x 11 x 9"	10"	16"	15½"	9¾"	8¾"	6	0.76	15	10.85	HLID181	6	7	5.68
HSNT190	19½ x 15½ x 10"	14½"	17"	16"	13¾"	9¾"	6	1.2	23	16.96	HLID191	6	10	7.66
HSNT195	19½ x 15½ x 13"	14½"	17"	15½"	13¾"	12¾"	6	1.7	26	17.62	HLID191	6	10	7.66
HSNT200	19½ x 13½ x 8"	12¾"	17¾"	16¾"	11½"	7¾"	6	0.8	19	14.94	HLID201	6	10	8.55
HSNT225	23½ x 19½ x 10"	18½"	20¾"	19¾"	16¾"	9¾"	3	2	18	21.40	HLID231	3	10	11.41
HSNT230	23½ x 19½ x 13"	18½"	20¾"	19½"	16¾"	12¾"	3	2.6	22	25.42	HLID231	3	10	11.41
HSNT240	23½ x 15½ x 12"	14½"	20¾"	19¾"	13"	11¾"	3	1.7	18	23.14	HLID241	3	8	12.04
HSNT300	29½ x 19½ x 15"	18½"	26¾"	25¾"	16¾"	14¾"	3	3.7	21	43.84	HLID301	3	12	17.33

HSNH010 Optional Clear Label Holder. Sold 6/pkg. Price Per Pkg. **\$10.08**

HDLY-3018 Dolly with padded rubber trim. 1,000 lb. capacity. Outside measures 30 x 18". Wt. 19 (lbs.), Price Ea. **\$115.00**

STORAGE SYSTEMS



Bins Can:

- Stack or stand alone
- Be wall mounted
- Be used on single, double, or mobile systems.

Clear Tip Out Bins and Stands

- Tilt 45° for easy and comfortable access.
- An efficient, clean, and orderly solution for storing items in multiple commercial, industrial, and medical environments.

Available in 6 modular sizes and three exterior colors: Ivory, White or Gray -- please specify. FOB Shipping Point.



Product No.	No. of Compartments	CLEAR TIP OUT BINS		Wt. (lbs.)	Price Ea.
		Exterior W x D x H	Bin W x D x H		
HQTB309	9	23 3/8 x 2 x 3 1/2"	2 1/8 x 1 1/2 x 2 1/2"	2	\$17.76
HQTB306	6	23 3/8 x 3 x 4 1/2"	3 1/2 x 2 1/2 x 3 3/4"	3	21.06
HQTB305	5	23 3/8 x 5 1/2 x 6 1/2"	4 1/4 x 3 1/2 x 5 3/4"	5	29.89
HQTB304	4	23 3/8 x 6 x 8 1/2"	5 x 5 x 7 1/2"	7	49.18
HQTB303	3	23 3/8 x 7 1/2 x 9 1/2"	7 3/8 x 5 7/8 x 8 3/8"	9	54.12
HQTB302	2	23 3/8 x 9 1/2 x 14"	11 1/8 x 8 3/4 x 13 3/8"	14	111.79
HQTB301	1	11 3/8 x 9 1/2 x 14"	11 1/8 x 8 3/4 x 13 3/8"	7	76.94

Product No.	No. Cups	Size W x D x H	Total Tip Out Bins Includes		Wt. (lbs.)	Price Ea.
			Includes			
SINGLE SIDED						
HQFS-124-31	31	23 3/8 x 14 x 24"	HQTB304, 3 HQTB306, HQTB309		30	\$347.83
HQFS-148-38	38	23 3/8 x 14 x 48"	HQTB302, HQTB303, HQTB304, HQTB305, HQTB306, 2 HQTB309		62	531.17
HQFS-170-36	36	23 3/8 x 14 x 70"	4 HQTB303, 2HQTB304, 2 HQTB305, HQTB306		84	678.84
DOUBLE SIDED						
HQFS-224-62	62	23 3/8 x 14 x 24"	2 HQTB304, 6 HQTB306, 2 HQTB309		64	517.19
HQFS-248-76	76	23 3/8 x 14 x 48"	2 HQTB302, 2 HQTB303, 2 HQTB304, 2 HQTB305, 2 HQTB306, 4 HQTB309		117	1,018.75
HQFS-270-72	72	23 3/8 x 14 x 70"	8 HQTB303, 4 HQTB304, 4 HQTB305, 2 HQTB306		169	1,258.78
MOBILE DOUBLE SIDED						
HQFS-324-62	62	23 3/8 x 14 x 24"	2 HQTB304, 6 HQTB306, 2 HQTB309		72	638.10
HQFS-348-76	76	23 3/8 x 14 x 48"	2 HQTB302, 2 HQTB303, 2 HQTB304, 2 HQTB305, 2 HQTB306, 4 HQTB309		226	1,144.70
HQFS-370-72	72	23 3/8 x 14 x 70"	8 HQTB303, 4 HQTB304, 4 HQTB305, 2 HQTB306		178	1,384.73
PORTABLE CARRYING FRAME						
HQTF320-42	42	24 x 3 x 12 1/2"	4 HQTB306, 2 HQTB309		24	305.00



Available in **SIX** modular sizes

Quantum Cross Stack Tubs

- FDA approved tote nests when empty or can be turned 90° to stack.
- Easy access to items when stacked.

Ideal for production, assembly or order picking. Injection molded from high impact polyethylene -- won't crack, rust, or corrode. Easy to clean and maintain. Built in handles and bottom grooves make handling easy. Handles up to 100 lb. loads. 8-3/4" position drill holes on bottom for drainage. Available in Gray, Blue or White -- please specify. FOB Shipping Point



Mobile Tub Racks

Aluminum Tub Rack transports and stores all kinds of products. Cart comes complete with tubs. Roll on 5" rubber wheel casters. Available in Gray, Blue or White -- please specify. FOB Shipping Point.



CROSS STACK TUBS					
Product No.	Size L x W x H	Ctn. Qty.	Wt. (lbs.)	Price Ea.	
HTUB1711-8	17 1/4 x 11 x 8"	6	14	\$7.06	
HTUB1711-12	17 1/4 x 11 x 12"	6	17	10.60	
HTUB2417-8	23 3/4 x 17 1/4 x 8"	6	25	14.60	
HTUB2417-12	23 3/4 x 17 1/4 x 12"	6	30	16.82	
HTUB2516-8	25 1/2 x 16 x 8 1/2"	6	20	17.45	
LIDS					
HLID1711	17 1/4 x 11"	6	9	7.28	
HLID2417	23 3/4 x 17 1/4"	6	13	11.87	
HLID2516-8	25 1/2 x 16"	6	13	11.64	
CLEAR LABEL HOLDER				Price/Pkg	
HSNH010	3 x 5"	6	1	10.08	

MOBILE TUB RACKS				
Product No.	Size L x W x H	No. Cross Stack Tubs	Wt. (lbs.)	Price Ea.
HTR6-2516-8	27 x 19 x 71"	6	58	\$513.16
HTR5-2516-8	27 x 19 x 61"	5	54	505.29
HTR4-2516-8	27 x 19 x 51"	4	46	485.41
HTR3-2516-8	27 x 19 x 41"	3	33	429.94
HTR2-2516-8	27 x 19 x 31"	2	25	286.11
HTR1-2516-8	27 x 19 x 19"	1	13	212.56

GIANT BIN STORAGE



QUANTUM STORAGE SYSTEMS

Giant Open Hopper Stackable Bins & Storage Systems

- Extra large heavy duty polyethylene bins have up to 100 lbs. stack capacity per bin.
- Ultra thick walls and reinforced ribs for strength and stability.

Designed for multiple uses -- can be stacked up to 6 high to create a sturdy, tall and complete storage system. HQGH700 available Gray, Blue, Ivory, Black, Red or Clear -- please specify. HQGH600 & HQGH800 available in Gray, Blue, Red or Clear -- please specify. FOB Shipping Point.

Product No.	Outside Size L x W x H	GIANT OPEN HOPPER STACKABLE BINS				CLEAR**		WINDOW	
		Qty.	Wt. (lbs.) Ctn.	Price Ea.	Price Ea.	Product No.	Pkg. Qty.	Price Per Pkg.	
HQGH600*	17½ x 10¾ x 12½"	4	12	\$11.45	\$13.02	HWGH600	4	\$16.54	
HQGH700	15¼ x 19¾ x 12¾"	3	13	14.53	16.54	HWGH700	3	16.76	
HLGH700	Label - 3 pkg.	-	1	1.55					
HQGH800*	17½ x 16½ x 12½"	2	8	14.20	16.17	HWGH800	2	10.40	

*Available in Gray, Blue and Red -- please specify.


**To order Clear Bins please add the suffix "CL" to the end of the Product No.



Shelving Units With Stackable Storage Bins

Features 475 lb. capacity per shelf. Cross bracing for increased stability. Smooth powder coat finish. Easy assembly. FOB Shipping Point.

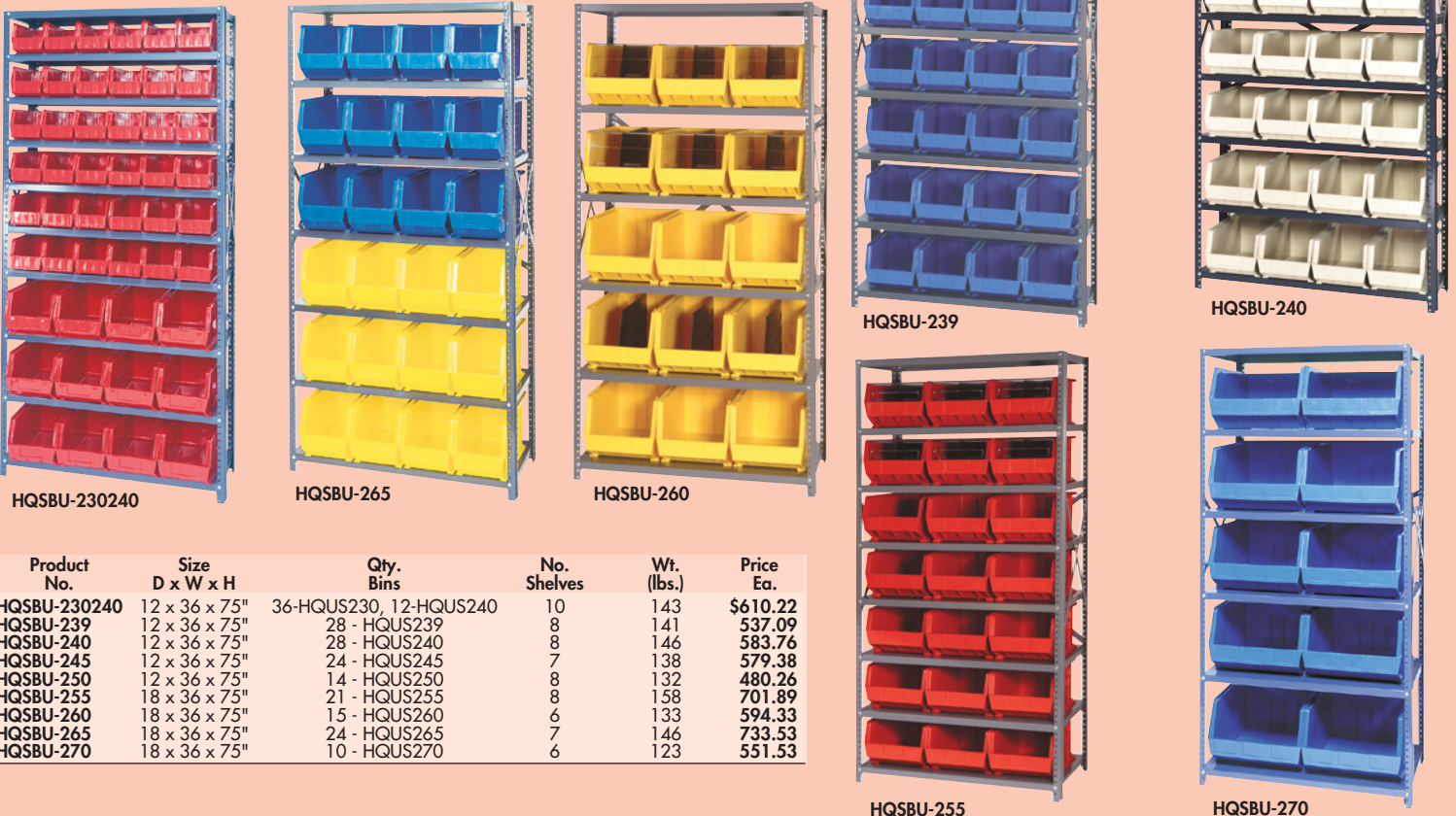
Product No.	SHELVING UNIT WITH STACKABLE STORAGE BINS			Price Ea.
	No. Bins	Bin Size	Wt. (lbs.)	
HQSBU-600	15	17½ x 10¾ x 12½"	112	\$451.80
HQSBU-600800	6	17½ x 10¾ x 12½"	112	430.13
HQSBU-700	10	15¼ x 19¾ x 12¾"	112	468.67
HQSBU-800	10	17½ x 16½ x 12½"	112	437.21



Giant Open Hopper Bin Storage System

- Design your own ideal heavy duty system.

Sold complete with shelving and bins. 350 lb. capacity per shelf. Bins available in Yellow, Blue, Red, Green, Ivory and Black -- please specify. FOB Shipping Point.



Product No.	Size D x W x H	Qty. Bins	No. Shelves	Wt. (lbs.)	Price Ea.
HQSBU-230240	12 x 36 x 75"	36-HQUS230, 12-HQUS240	10	143	\$610.22
HQSBU-239	12 x 36 x 75"	28 - HQUS239	8	141	537.09
HQSBU-240	12 x 36 x 75"	28 - HQUS240	8	146	583.76
HQSBU-245	12 x 36 x 75"	24 - HQUS245	7	138	579.38
HQSBU-250	12 x 36 x 75"	14 - HQUS250	8	132	480.26
HQSBU-255	18 x 36 x 75"	21 - HQUS255	8	158	701.89
HQSBU-260	18 x 36 x 75"	15 - HQUS260	6	133	594.33
HQSBU-265	18 x 36 x 75"	24 - HQUS265	7	146	733.53
HQSBU-270	18 x 36 x 75"	10 - HQUS270	6	123	551.53

INDUSTRIAL DUTY HOPPER BINS & TOTES

MAGNUM Series Giant Hopper Bins

- Simply the strongest plastic bins made.
- Extra strong injection molded virgin polyethylene bins are perfect for storing and transporting large parts or components.

Hopper front allows immediate access and instant visibility. Ribbed reinforced walls ensure superior strength, wide ledges allow for 150 lb. stack capacity per bin and interlock for positive stacking. Bins have molded in label holders and 3 divider slots. Impervious to most industrial solvents, corrosion, rust and rot resistant. Withstands temperatures for -40°F to +180°F. Molded label holders. Optional clear windows maximize storage capacity, prevent spillage and protect parts from dust and dirt. Window converts bin into a true tote while allowing for inspection of parts. Optional dividers keep contents organized, providing maximum storage capacity. Available in (BK) Black, (YL) Yellow, (RD) Red, (GN) Green or (BL) Blue – please specify. FOB Shipping Point.



NEW!!! Mobile MAGNUM Bins

- Bin comes with 2 rigid and 2 swivel 3" casters.
- Allows for 300 lb. mobile capacity.
- Stacks on each other with casters in place.
- FOB Shipping Point.

Product No.	Outside Dim. L x W x H	Inside Dim. L x W x H	Wt. (lbs.)	Price Ea.
HQMS843MOB	29 x 18" x 11 7/8"	26 3/4 x 17 1/4 x 11"	14	\$73.46


HQMS843MOB

CLEAR WINDOWS

Product No.	Outside Dimensions L x W x H	Inside Dimensions L x W x H	Qty. Ctn.	Wt. (lbs.) Ctn.	Price Ea.	Product No.	Pkg. Qty.	Wt. (lbs.) Ctn.	Price Per Pkg.	DIVIDERS				
										Product No.	Size D x H	Pkg. Qty.	Wt. (lbs.) Ctn.	Price Per Pkg.
HQMS531	19 1/4 x 12 1/2 x 5 1/2"	17 3/4 x 11 1/4 x 5 1/2"	6	12	\$10.70	HWMS531	6	3	\$19.42	HDMS531	19 3/4 x 5 7/8"	6	3	\$21.44
HQMS532	19 3/4 x 12 x 7 1/2"	17 3/4 x 11 1/4 x 7 1/2"	6	24	12.15	HWMS532	6	3	20.87	HDMS532	19 3/4 x 7 1/2"	6	3	23.68
HQMS533	19 3/4 x 12 x 11 1/2"	17 3/4 x 11 1/4 x 11"	3	14	14.61	HWMS533	3	3	10.76	HDMS533	19 3/4 x 11 1/2"	3	3	17.06
HQMS543	19 3/4 x 18 x 11 1/2"	17 3/4 x 17 1/4 x 11"	1	6	20.06	HWMS543	1	1	3.98	HDMS543	19 3/4 x 11 1/2"	1	1	5.69
HQMS743	29 x 18 x 11 7/8"	26 3/4 x 17 1/4 x 11"	1	10	27.64									



HMSU-531



HMSU-532



HMSU-533



HMSU-543

Magnum Bin Units

- Complete organizational packages.
- The ideal solution for storage, organization and easy retrieval of small and large parts.

These ultra heavy-duty shelving systems incorporate Giant Hopper Bins shown above. Five combinations solve any storage requirements. Bins offer optional clear window fronts as well as dividers for maximum storage capacity – both shown above. Shelving is tough 42"W. with a 475 lb. capacity per shelf. Smooth powder coat finish won't rust or corrode. Bins available in Blue, Yellow, Green, Red or Black – please specify. FOB Shipping Point.

Product No.	Size L x W x H	MAGNUM BIN UNITS		Wt. (lbs.)	Price Ea.
		No. Shelves	Bin Qty.		
HMSU-531	18 x 42 x 75"	10	27-HQMS531	181	\$705.78
HMSU-532	18 x 42 x 75"	8	21-HQMS532	191	703.50
HMSU-533	18 x 42 x 75"	6	15-HQMS533	157	576.28
HMSU-543	18 x 42 x 75"	6	10-HQMS543	141	546.09
HMSU16-MIX	18 x 42 x 75"	7	4-HQMS543, 3-HQMS533 6-HQMS532, 3-HQMS531	173	617.05



HMSU-16-MIX

COLLAPSIBLE BOXES & TOTES



Heavy-Duty Collapsible Containers

• Strong, reliable and reusable.

Heavy-Duty Collapsible Containers offer "true form" ergonomic carrying handles, designed for safer lifting. Containers have knock down ratios as high as 5:1, saving space and return freight. Modular to standard AIAG 48" x 45" pallet footprint. Large label and cardholder area provide easy identification and improve inventory control. Available in Gray. FOB Shipping Point.



Collapses down to 2"

Fully Expanded

Space Saving! Returnable! Reusable!

HEAVY DUTY COLLAPSIBLE CONTAINERS				
Product No.	Outside Dim. L x W x H	Inside Dim. L x W x H	Wt. (lbs.)	Price Ea.
HRC1215-089	15 x 12 x 9"	13½ x 10½ x 8½"	4	\$27.47
HRC2415-075	24 x 15 x 7½"	22½ x 13½ x 7"	5	35.86
HRC2415-089	24 x 15 x 9"	22¼ x 13¼ x 8½"	5	38.59
HRC2415-111	24 x 15 x 11"	22½ x 13½ x 10½"	6	42.35
HRC2415-147	24 x 15 x 15"	22½ x 13½ x 14¼"	7	48.73

Collapsible Bulk Box

• Used for heavy loads, components and even food products.

Collapsible Bulk Box provides a practical approach to large volume or large part material handling, storage and transport. These reusable and returnable containers allow you to ship, handle, pick, store and distribute your products while increasing productivity and profitability. Quantum's Collapsible Bulk Box comes in a standard pallet size footprint measuring 48" L x 45" W. It can be collapsed down to 12.76" H. in seconds. Bulk containers stack perfectly loaded or when folded down to minimize storage space. Fork openings provide easy lifting. Can withstand temperatures between -20° and 250°F.


Available in Black. FOB Shipping Point.

Outside Dim. 48" L x 45" W x 33.9" H.

Inside Dim. 44.5" L x 41.5" W x 28.2" H.

HQBB-4845-34 Wt. 118 (lbs.) Price Ea. \$429.85

HLID-4845 Optional Lid, Wt. 15 (lbs.) Price Ea. \$83.33



Two access drop doors allows easy loading and unloading



Easy opening and collapsing of Bulk Box's side walls



Collapses to a fraction of its full height

Heavy Duty Straight Wall Stacking Container

- Maximizes work space when used for shipping, storage or work-in progress.
- Straight wall design allows for modular stacking of all sizes on standard pallet.

Reinforced corners allowing this strong container to hold the heaviest of loads provide greater strength and durability. Injection molded from high-density polyethylene. Handgrips on 2 sides make the container easy to handle and carry. Gray in color. FOB Shipping Point.



HEAVY DUTY STRAIGHT WALL STACKING CONTAINER				
Product No.	Size L x W x H	Volume (cu. ft.)	Wt. (lbs.)	Price Ea.
HRSO1207-5	12 x 7.4 x 5"	0.1	2	\$9.65
HRSO1215-5	12 x 15 x 5"	0.3	2	15.22
HRSO1215-7	12 x 15 x 7.5"	0.5	3	17.21
HRSO2415-5	24 x 15 x 5"	0.7	4	20.29
HRSO2415-7	24 x 15 x 7.5"	1.1	5	25.74
HRSO2415-9	24 x 15 x 9.5"	1.4	5	29.46
HRSO2422-11	24 x 22.5 x 11"	3.5	8	45.36

LID FOR STRAIGHT WALL CONTAINER			
Product No.	Size L x W	Wt. (lbs.)	Price Ea.
HLID1215	12 x 15"	2	\$7.85
HLID2415	24 x 15"	2	11.34

HQDL-2115 Optional 3" x 5" adhesive clear label holder which attaches securely for easy part identification.

Ctn. Qty. 24. Wt. 1 (lbs.)/Ctn. Price Per Ctn. \$33.18

Tool Caddy

- Industrial strength, hand-held caddy is ideal for tools and supplies.
- Deep compartments make transporting tools, supplies and loose parts easy.

Portable, high-density polypropylene caddy has extra strength ribs for support. Available in Gray or Blue – please specify. FOB Shipping Point.




Product No.	Size L x W x H	Ctn. Qty	Wt. (lbs.)	Price Ea.
HTC-500	18¼ x 13¾ x 8¾"	6	13	\$6.89

DIVIDABLE GRID CONTAINERS


Dividable Grid Containers

- Injection molded from high density FDA approved polyethylene.
- Resists most solvents and chemicals.

Can be used in industrial, commercial, electronic and health care industries for storage, assembly, fabrication and distribution applications. Compatible with most racks, shelving and automated, material handling equipment. Stacking rims and multi-ribbed external sides provide high impact strength. Large, smooth surface area on all four sides for content identification. Molded-in stacking ridge assures containers will stack securely with our without covers. Available in Blue, Red, Gray or Clear -- please specify. FOB Shipping Point. Containers can be divided by length and/or with allowing subdivision down to a 1 1/8" square compartment size -- available in Gray.



Containers can be divided by length and/or width allowing a subdivision down to a 1 1/8" square compartment size.



Cover protects contents from damage or dust in shipping and storage -- available in standard colors.



Optional velcro clear card holder fits any size container -- available in 3 sizes.

CARD HOLDERS - 6/PKG.

Product No.	Fits Containers	Price/Pkg.
HLBL2X8	H91035, H92035, H93030	\$11.59
HLBL3X5	H91050, H92060, H93060	\$12.42
HLBL5X8	H92080, H93080, H93120	\$13.05

Product No.	Outside Dim. L x W x H	Inside Dim. L x W x H	Cu. Cap. (lbs.)	Wt. (lbs.)	Qty.	10 1/8" LENGTH		DIVIDABLE GRID CONTAINER CLEAR**			LONG DIVIDER 10 1/8" L.			SHORT DIVIDER 8 1/4" W.			COVERS (Standard colors)			CLEAR COVERS		
						Price Ea.	Price Ea.	Product No.	Pkg. Qty.	Price Ea.	Product No.	Pkg. Qty.	Price Ea.	Product No.	Ctn. Qty.	Price Ea.	Product No.	Ctn. Qty.	Price Ea.			
HDG91035	10 1/2 x 8 1/4 x 3 1/2"	9 1/8 x 6 1/8 x 3"	0.10	25	20	24	\$5.90	6.88	HDL91035	6	\$5.00	HDS91035	6	\$4.41	HCOV91000	10	\$3.13	HCOV91000CL	10	\$3.54		
HDG91050	10 1/2 x 8 1/4 x 5"	9 1/8 x 6 1/8 x 4"	0.19	25	20	32	6.06	7.09	HDL91050	6	5.19	HDS91050	6	4.47	HCOV91000	10	3.13	HCOV91000CL	10	3.54		
16 1/2" LENGTH																						
HDG92035	16 1/2 x 10 x 3 1/2"	14 1/4 x 9 1/4 x 3"	0.24	25	12	23	7.40	8.70	HDL92035	6	9.76	HDS92035	6	5.00	HCOV92000	4	5.14	HCOV92000CL	4	5.34		
HDG92060	16 1/2 x 10 x 6"	14 1/4 x 9 1/4 x 5 1/2"	0.44	35	8	20	10.05	12.79	HDL92060	6	10.10	HDS92060	6	8.39	HCOV92000	4	5.14	HCOV92000CL	4	5.34		
HDG92080	16 1/2 x 10 x 8"	14 1/4 x 9 1/4 x 7 1/2"	0.60	40	8	27	12.55	15.09	HDL92080	6	12.07	HDS92080	6	9.01	HCOV92000	4	5.14	HCOV92000CL	4	5.34		
22 1/2" LENGTH																						
HDG93030	22 1/2 x 17 1/2 x 3"	20 1/2 x 15 1/2 x 2 1/2"	0.44	25	6	20	13.03	15.28	HDL93030	6	11.41	HDS93030	6	10.35	HCOV93000	3	8.43	HCOV93000CL	3	9.63		
HDG93060	22 1/2 x 17 1/2 x 6"	20 1/2 x 15 1/2 x 5 1/2"	0.97	35	3	19	14.55	18.82	HDL93060	6	13.91	HDS93060	6	11.00	HCOV93000	3	8.43	HCOV93000CL	3	9.63		
HDG93080	22 1/2 x 17 1/2 x 8"	20 1/2 x 15 1/2 x 7 1/2"	1.32	40	3	16	19.63	24.65	HDL93080	6	16.17	HDS93080	6	12.88	HCOV93000	3	8.43	HCOV93000CL	3	9.63		
HDG93120	22 1/2 x 17 1/2 x 12"	20 1/2 x 15 1/2 x 11 1/2"	2.03	60	3	23	25.04	28.80	HDL93120	6	27.42	HDS93120	6	22.91	HCOV93000	3	8.43	HCOV93000CL	3	9.63		

** To order Clear Containers please add the suffix "CL" to the end of the Product No.


Conductive Dividable Grid Containers

- Injection molded with a carbon filled copolymer polypropylene.
- Protects sensitive electronic components from typical electromagnetic interference (EMI).

Can be used for storage and transportation of electronic components and parts, assemblies, and loaded circuit boards. Electrostatic Decay Rate is tested to meet Mil Spec Mil-B-81075B at less than 0.1 seconds. Surface Resistivity is less than 105 Ohms - per - square when tested per ASTM - D527. Containers can be divided by length and/or width allowing subdivision down to a 1 1/8" square compartment size. FOB Shipping Point.

CARD HOLDERS - 6/PKG.

Product No.	Fits Containers	Price/Pkg.
HLBL2X8CO	H91035CO, H92035CO, H93030CO	\$15.17
HLBL3X5CO	H91050CO, H92060CO, H93060CO	\$16.19
HLBL5X8CO	H92080CO, H93080CO, H93120CO	\$17.02



Product No.	Outside Dim. L x W x H	Inside Dim. L x W x H	Cu. Cap. (lbs.)	Wt. (lbs.)	Qty.	10 1/8" LENGTH		CONDUCTIVE DIVIDABLE GRID CONTAINER CLEAR**			LONG DIVIDER 10 1/8" L.			SHORT DIVIDER 8 1/4" W.			COVER				
						Price Ea.	Price Ea.	Product No.	Pkg. Qty.	Price Ea.	Product No.	Pkg. Qty.	Price Ea.	Product No.	Ctn. Qty.	Price Ea.					
HDG91035CO	10 1/2 x 8 1/4 x 3 1/2"	9 1/8 x 6 1/8 x 4-12"	0.10	25	20	24	\$11.09	12.11	HDL91035CO	6	\$10.11	HDS91035CO	6	\$8.29	HCOV91000CO	10	\$7.50				
HDG91050CO	10 1/2 x 8 1/4 x 5"	9 1/8 x 6 1/8 x 4"	0.19	25	20	32	13.60	15.11	HDL91050CO	6	12.11	HDS91050CO	6	9.70	HCOV91000CO	10	7.50				
16 1/2" LENGTH																					
HDG92035CO	16 1/2 x 10 x 3 1/2"	14 1/4 x 9 1/4 x 3"	0.24	25	12	23	15.84	18.44	HDL92035CO	6	15.93	HDS92035CO	6	10.11	HCOV92000CO	4	13.89				
HDG92060CO	16 1/2 x 10 x 6"	14 1/4 x 9 1/4 x 5 1/2"	0.44	35	8	20	19.44	23.87	HDL92060CO	6	21.87	HDS92060CO	6	17.78	HCOV92000CO	4	13.89				
HDG92080CO	16 1/2 x 10 x 8"	14 1/4 x 9 1/4 x 7 1/2"	0.60	40	8	27	25.42	28.64	HDL92080CO	6	28.64	HDS92080CO	6	21.11	HCOV92000CO	4	13.89				
22 1/2" LENGTH																					
HDG93030CO	22 1/2 x 17 1/2 x 3"	20 1/2 x 15 1/2 x 2 1/2"	0.44	25	6	20	34.63	41.11	HDL93030CO	6	23.87	HDS93030CO	6	21.32	HCOV93000CO	3	23.90				
HDG93060CO	22 1/2 x 17 1/2 x 6"	20 1/2 x 15 1/2 x 5 1/2"	0.97	35	3	19	38.56	45.36	HDL93060CO	6	27.34	HDS93060CO	6	23.87	HCOV93000CO	3	23.90				
HDG93080CO	22 1/2 x 17 1/2 x 8"	20 1/2 x 15 1/2 x 7 1/2"	1.32	40	3	16	45.36	54.11	HDL93080CO	6	33.81	HDS93080CO	6	26.81	HCOV93000CO	3	23.90				
HDG93120CO	22 1/2 x 17 1/2 x 12"	20 1/2 x 15 1/2 x 11 1/2"	2.03	60	3	26	54.11	65.04	HDL93120CO	6	58.04	HDS93120CO	6	55.27	HCOV93000CO	3	23.90				

STORAGE SYSTEMS & TILTVIEW™ BINS



H06702



H06703



H06704



H06705



H06706



H06709

TiltView™ Bins & Racks

- Space-saving bin system improves organization & efficiency.
- Perfect for healthcare, retail, supply rooms & offices.

TiltView™ storage bin frames are made from a high-impact polystyrene and are ideal for small and medium-sized parts and components. Bins tilt out smoothly to allow easy access of items and can be removed for cleaning. They keep parts clean by keeping out dust and dirt. Bins can be stacked, wall mounted or used with optional rail systems. Choose from 6 sizes. Stone in color. FOB Shipping Point.


TILTVIEW™ BINS & RACKS				
Product No.	No. of Bins	Size L x W x H	Wt. (lbs.)	Price Ea.
H06702	2	12 $\frac{5}{8}$ x 23 $\frac{5}{8}$ x 14"	13	\$122.30
H06703	3	7 $\frac{7}{8}$ x 23 $\frac{5}{8}$ x 9 $\frac{7}{8}$ "	7	59.21
H06704	4	6 $\frac{3}{4}$ x 23 $\frac{5}{8}$ x 8 $\frac{3}{4}$ "	6	53.81
H06705	5	5 $\frac{3}{4}$ x 23 $\frac{5}{8}$ x 6 $\frac{1}{2}$ "	4	32.71
H06706	6	3 $\frac{3}{4}$ x 23 $\frac{5}{8}$ x 4 $\frac{1}{2}$ "	3	23.03
H06709	9	2 $\frac{1}{2}$ x 23 $\frac{5}{8}$ x 3 $\frac{3}{8}$ "	2	19.44

H40703 Divider for H06703 3/pkg. Wt. 0.4 (lbs.) Price/Pkg. \$12.22.
H40704 Divider for H06704 4/pkg. Wt. 0.4 (lbs.) Price/Pkg. \$10.97.

Lean Panel Louvered Hanging System

- Individual panels can be wall mounted or used with floor standing racks.

Heavy Duty 16 gauge steel with 20 gauge end caps. Lean Panel™ keeps hanging bins at an ergonomic 15° angle for easier visibility and more comfortable picking. Louvers allow for easy placement of bins. Durable powder-coated finish. Call for information on the Mobile Kit. FOB Shipping Point.



H30637A

LEAN PANEL LOUVERED HANGING SYSTEM					
Product No.	Description	Size L x W x H	Cap. (lbs.)	Wt. (lbs.)	Price Ea.
H30637A	Lean Panel - 1 Pack	35 $\frac{1}{2}$ x 2 $\frac{1}{2}$ x 13 $\frac{1}{4}$ "	90	10	\$49.59
H30637	Lean Panel - 3 Pack	35 $\frac{1}{2}$ x 2 $\frac{1}{2}$ x 13 $\frac{1}{4}$ "	90	29	143.05
H30652	Single-Sided Floor Rack	35 $\frac{1}{2}$ x 17 x 75 $\frac{1}{2}$ "	500	127	480.55
H30654	Double-Sided Floor Rack	35 $\frac{1}{2}$ x 32 x 75 $\frac{1}{2}$ "	1000	207	773.50

QUANTITY OF BINS TO FIT LEAN PANEL LOUVERED HANGING SYSTEMS

Product No.	H30239, H30240, H30265								
	H30210, H30220	H30224	H30230, H30234	H30240, H30265	H30235	H30260	H30255	H30250, H30270	H30320
H30637A	24	16	12	4	6	3	4	2	2
H30652	144	96	72	24	36	18	24	12	12
H30654	288	192	144	48	72	36	48	24	24

Double Sided Floor Rack with Optional Bins and Mobile Kit



H31625 Large Hoppers



H31625Rack

H31625Rack shown with H31620 Small Hoppers

Easy Flow Gravity Hopper & Floor Rack

- Great for fasteners, assembly areas, inventory stock, merchandise and work cells.

Unique, rotational-molded hopper provides an exceptional amount of product storage. Easy to fill and the generous picking area provides easy access to the loaded product while keeping it neatly contained. The Gravity Hopper Floor Rack is made from 13 gauge steel with adjustable rail heights. The Floor Rack holds 9 large or 12 small hoppers on each side. Small hoppers are Blue and include divider. Large hoppers available in Red and Blue - please specify. FOB Shipping Point.


EASY FLOW GRAVITY HOPPER & FLOOR RACK				
Product No.	Size L x W x H	Cap. (lbs.) per Hopper	Wt. (lbs.)	Price Ea.
H31620	16 x 8 $\frac{1}{4}$ x 16"	50	5	\$66.71
H31625	18 x 10 $\frac{1}{2}$ x 19 $\frac{1}{2}$ "	75	8	61.47

H31625RACK 36 x 36 x 69" Floor Rack, Wt. 102 (lbs.) Price Ea. \$424.64

H30600DOLLY Mobile Kit with 4 x 1 $\frac{1}{2}$ " Polyolefin Casters, Wt. 33 (lbs.) Price Ea. \$178.40

H30600BRACKET Allows hoppers to be hung on Louvered Hanging Systems. Sold 3/ctn.

Ctn. Wt. 10 (lbs.) Price Ea. \$27.63




TiltView™ Wall Mount Frames and Rails

Available in 24", 48" and 70" lengths. 16 gauge steel frames make a stacking system where bin units are easily stacked and removed securely. Bins sold separately; requires hardware pack for each set of bins. Rails are sold two per set. FOB Shipping Point.



Frame w/optional bins.



Rails

TiltView™ Hardware Pack

Includes 2 Discs and 2 Screws.

HTVHWR Wt. 1 (lb.) Price Per Set \$2.54.

TiltView™ Locking Rod

Locking rod keeps the contents of bins secure.

Rods easily attach to unit and keep the bins from opening.

HTVLR Ctn. Qty. 12 Wt. 2 (lb.) Price per Ctn. \$91.25.

TILTVIEW™ WALL MOUNT FRAMES AND RAILS


Product No.	Description	QUANTITIES OF BINS TO FIT						Wt. (lbs.)	Price Ea.
		H06702	H06703	H06704	H06705	H06706	H06709		
HTV24F	24" Frame	1	2	3	3	5	8	4	\$59.38
HTV48F	48" Frame	3	5	6	7	10	16	6	72.95
HTV70F	70" Frame	5	7	8	10	15	23	8	83.17
HTV24R	24" Rail	1	2	3	3	5	8	3	37.45
HTV48R	48" Rail	3	5	6	7	10	16	5	46.30
HTV70R	70" Rail	5	7	8	10	15	23	6	61.75

BINS & TOTES

AkroBins, ESD Bins, Dividers & Lids

- Control inventories, shorten assembly times, and minimize parts handling.
- Sturdy one-piece polypropylene construction.
- Optional lengthwise dividers keep items separated in the bin.
- Optional "See-through" crystal styrene lids keep contents dust-free and protected -- call for information.

AkroBins are heavy-duty and securely stack on top of each other, sit on shelving, and hang from Akro-Mils racks, panels, rails and carts. Unaffected by weak acids and alkalis the sturdy one piece construction is water, rust, and corrosion-proof. Finger grip allows for easy handling. Large label slot for easy identification of contents. Autoclavable up to 250°F. Guaranteed not to crack or break under normal load conditions as stated in the 1-year limited warranty. ESD Bins dissipate electrostatic charges which can severely damage sensitive electronic components. Optional dividers and labels available. AkroBins available in Red, Yellow, Blue, Green, Black, Stone and Semi-Clear--please specify. ESD available in Black only. FOB Shipping Point.



ESD BINS (BLACK ONLY)							
Product No.	Outside Dim. L x W x H	Inside Dim. L x W x H	X*	Bin Load Cap. On Rack (lbs.)	Ctn. Qty.	Ctn. Wt. (lbs.)	Price Ea.
H30210ESD	5 1/4 x 4 1/8 x 3"	4 3/8 x 3 1/8 x 2 1/8"	4"	10	24	5	\$4.57
H30220ESD	7 1/4 x 4 1/8 x 3"	6 3/8 x 3 1/8 x 2 1/8"	6"	10	24	8	6.14
H30230ESD	10 1/4 x 5 1/2 x 5"	10 1/4 x 4 1/8 x 4 1/8"	9"	30	12	10	14.20
H30235ESD	10 1/4 x 11 x 5"	10 1/4 x 10 x 4 1/8"	9"	50	6	10	22.24
H30240ESD	14 1/4 x 8 1/2 x 7"	14 x 6 1/8 x 6 3/8"	12"	60	12	24	36.75

X* is inside bottom dimension.

AKRO BINS							
Product No.	Outside Dim. L x W x H	Inside Dim. L x W x H	X*	Bin Load Cap. On Rack (lbs.)	Ctn. Qty.	Ctn. Wt. (lbs.)	Price Ea.
H30210**	5 1/4 x 4 1/8 x 3"	4 3/8 x 3 1/8 x 2 1/8"	4"	10	24	5	\$1.38
H30220**	7 1/4 x 4 1/8 x 3"	6 3/8 x 3 1/8 x 2 1/8"	6"	10	24	8	2.45
H30224**	10 1/4 x 4 1/8 x 4"	10 1/4 x 3 1/8 x 3 1/8"	9"	30	12	7	3.69
H30230**	10 1/4 x 5 1/2 x 5"	10 1/4 x 4 1/8 x 4 1/8"	9"	30	12	10	6.18
H30234**	14 1/4 x 5 1/2 x 5"	14 1/8 x 4 1/8 x 4 1/8"	12 1/8"	50	12	13	7.02
H30235**	10 1/4 x 11 x 5"	10 1/4 x 10 x 4 1/8"	9"	50	6	10	9.51
H30239**	10 1/4 x 8 1/2 x 7"	10 x 6 1/8 x 6 3/8"	8"	50	6	10	10.25
H30240**	14 1/4 x 8 1/2 x 7"	14 x 6 1/8 x 6 3/8"	12"	60	12	24	12.16
H30250**	14 1/4 x 16 1/2 x 7"	14 x 14 1/8 x 6 3/8"	12"	75	6	21	17.07
H30255	10 1/4 x 16 1/2 x 5"	9 3/4 x 15 x 4 1/8"	9"	60	6	12	14.21
H30260	18 x 11 x 10"	17 x 9 1/2 x 9 1/2"	14 3/8"	N/A	6	19	28.08
H30265	18 x 8 1/2 x 9"	17 1/2 x 6 1/2 x 8 1/2"	14 1/2"	N/A	6	17	20.35
H30270	18 x 16 1/2 x 11"	17 1/2 x 14 1/8 x 10 1/2"	14"	N/A	3	13	30.77
H30320	8 1/2 x 33 x 5"	7 x 31 1/2 x 4 1/8"	6"	80	4	38	17.78

X* is inside bottom dimension. ** Also available in Berry, Teal, Purple and Light Blue.

Fits Akro Bins	DIVIDERS		Black		Clear	
	Pkg. Qty.	Pkg. Wt. (lbs.)	Product No.	Price/Pkg.	Product No.	Price/Pkg.
H30210	6	1	H40210	\$6.02	H40210CRY	\$6.94
H30220	6	1	H40220	6.49	H40220CRY	7.46
H30224	6	1	H40224	10.72	H40224CRY	12.33
H30230, H30235, H30255	6	2	H40230	11.01	H40230CRY	12.67
H30234	6	2	H40234	13.41	H40234CRY	15.42
H30239	6	3	H40239	16.21	H40239CRY	19.63
H30240, H30250	6	3	H40245	15.25	H40245CRY	18.64
H30260	6	4	H40260	18.80	H40260CRY	24.72
H30265	6	5	H40265	27.13	H40265CRY	31.19
H30270	6	6	H40270	30.00	H40270CRY	36.37
H30320	7	3	H40321	10.03	-	-

H41230 Cross Divider for H30230 bins 6/pkg. Price /Pkg. \$6.09

Dividers And Window Inserts For Super-Size Akro Bins

Dividers can be used to divide bins widthwise or lengthwise. Just slip dividers into grooves on the inside of the bins. Clear plastic windows can be added to the front of the bins to optimize interior space and help keep contents visible. Also fits Mobile Bins (MOB).



Divider Widthwise



Divider Lengthwise



Window Insert

SUPER SIZE AKRO BIN DIVIDERS						
Product No.	Description	Fits Super Bins	Pkg. Qty.	Wt. (lbs.)	Price/Pkg.	
H40280	Length Divider	H30280	2	1	\$9.66	
H40281	Length Divider	H30281	3	2	15.99	
H40282	Length Divider	H30282 & H30283	1	1	7.68	
H40286	Length Divider	H30284 & H30286	4	3	17.19	
H40287	Length Divider	H30287 & H30288	6	7	42.15	
H40289	Length Divider	H30289	1	2	13.92	
H40290	Length Divider	H30290	1	2	11.85	
H40292	Length Divider	H30292 & H30293	6	9	51.16	
H41284	Width Divider	H30284	2	1	9.54	
H41286	Width Divider	H30286	2	1	10.26	
H41287	Width Divider	H30287 & H30292	6	3	27.50	
H41288	Width Divider	H30288 & H30293	6	5	40.08	
H41289	Width Divider	H30289	2	2	12.87	
SUPER SIZE AKRO BIN WINDOWS						
H21280	Window	H30280	2	1	\$8.75	
H21281	Window	H30281	3	1	14.11	
H21282	Window	H30282	2	1	9.69	
H21283	Window	H30283 & H30290	1	1	5.37	
H21284	Window	H30284	4	1	8.41	
H21286	Window	H30286	4	1	12.01	
H21287	Window	H30287 & H30292	4	1	24.16	
H21288	Window	H30288 & H30293	1	1	6.30	
H21289	Window	H30289	1	1	12.87	



Super-Size Akro Bins

- Helps control inventories, shorten assembly times and minimize parts handling. Easy to carry large handle molded onto back of bin.
- Heavy-duty bins securely stack atop each other -- or sit on shelving.

Molded of high-density polypropylene these durable bins are unaffected by weak acids and alkalis. Sturdy, one-piece construction is water, rust and corrosion-proof. Guaranteed not to crack or break under normal load conditions. Autoclavable up to 250°F. Available in Red, Yellow or Blue -- please specify. FOB Shipping Point.

Product No.	Top O.D. L x W x H	Max Capacity per Bin (lbs.)	Ctn. Qty.	Ctn. Wt. (lbs.)	Price Ea.
H30280	20 x 12 3/4 x 6"	200	4	10	\$13.65
H30281	20 x 12 3/4 x 8"	200	3	9	15.51
H30282	20 x 12 3/4 x 12"	200	2	8	18.66
H30283	20 x 18 1/2 x 12"	300	1	7	25.62
H30284	23 1/2 x 8 1/2 x 7"	200	4	12	22.74
H30286	23 1/2 x 11 x 7"	200	4	16	26.65
H30287	23 1/2 x 11 x 10"	300	4	17	27.81
H30288	23 1/2 x 16 1/2 x 11"	300	1	6	30.21
H30289	23 1/2 x 18 1/2 x 12"	300	1	9	30.71
H30290	29 1/4 x 18 1/2 x 12"	300	1	8	35.28
H30292	29 1/4 x 11 x 10"	300	4	20	33.38
H30293	29 1/4 x 16 1/2 x 11"	300	1	7	36.24
MOBILE BINS WITH 3" LOCKING CASTERS					
H30288MOB	23 1/2 x 16 1/2 x 11"	200	1	10	60.43
H30289MOB	23 1/2 x 18 1/2 x 12"	200	1	11	61.42
H30290MOB	29 1/4 x 18 1/2 x 12"	200	1	12	70.57
H30292MOB	29 1/4 x 11 x 10"	200	4	33	66.77
H30293MOB	29 1/4 x 16 1/2 x 11"	200	1	11	72.49


Sold in case quantities.

CLEAR BINS

Clear Shelf Bins

- Wide hopper front and molded-in holder.
- Choose from 13 sizes.

4" Shelf Bins are the industry standard for quality, durability and value. Molded from durable polypropylene for easy identification of parts and supplies. Built-in rear hanger allows bins to tilt out for complete access. Optional dividers available. FOB Shipping Point.



H30120SCLAR

CLEAR SHELF BINS				
Product No.	Size L x W x H	Ctn. Qty.	Ctn. Wt. (lbs.)	Price Ea.
H30110SCLAR	11 1/2 x 2 1/2 x 4"	24	5	\$2.07
H30120SCLAR	11 1/2 x 4 x 4"	24	9	2.29
H30124SCLAR	23 x 4 1/2 x 4"	12	11	6.11
H30128SCLAR	17 1/2 x 4 1/2 x 4"	12	7	3.09
H30130SCLAR	11 1/2 x 6 1/2 x 4"	12	7	3.57
H30138SCLAR	17 1/2 x 6 1/2 x 4"	12	9	4.39
H30150SCLAR	11 1/2 x 8 1/2 x 4"	12	8	3.83
H30158SCLAR	17 1/2 x 8 1/2 x 4"	12	12	6.02
H30164SCLAR	23 x 6 1/2 x 4"	6	8	8.75
H30170SCLAR	11 1/2 x 11 1/2 x 4"	12	10	5.80
H30174SCLAR	23 x 11 1/2 x 4"	6	11	13.08
H30178SCLAR	17 1/2 x 11 1/2 x 4"	12	14	9.56
H30184SCLAR	23 x 8 1/2 x 4"	6	9	10.66

Clear AkroBins®

- Molded of clear polypropylene.
- Choose from 14 sizes.
- Sturdy construction.

Organize inventory and keep parts in clear view with Clear AkroBins®. Heavy-duty bins securely stack atop each other and sit on shelving or hang from Akro-Mills louvered racks, panels rails and carts. Sturdy, one piece construction is water, rust and corrosion-proof. Guaranteed not to crack or break under normal load conditions. Optional lids and dividers available. FOB Shipping Point.



H30210SCLAR

CLEAR AKROBINS®				
Product No.	Size L x W x H	Ctn. Qty.	Ctn. Wt. (lbs.)	Price Ea.
H30210SCLAR	5 1/2 x 4 1/2 x 3"	24	5	\$1.57
H30220SCLAR	7 x 4 1/2 x 3"	24	8	2.83
H30224SCLAR	10 1/2 x 4 1/2 x 4"	12	7	4.24
H30230SCLAR	10 1/2 x 5 1/2 x 5"	12	10	7.11
H30234SCLAR	14 1/2 x 5 1/2 x 5"	12	13	8.08
H30235SCLAR	10 1/2 x 11 x 5"	6	9	10.94
H30239SCLAR	10 1/2 x 8 1/2 x 7"	6	9	11.79
H30240SCLAR	14 1/2 x 8 1/2 x 7"	12	24	13.98
H30250SCLAR	14 1/2 x 16 1/2 x 7"	6	20	19.63
H30255SCLAR	10 1/2 x 16 1/2 x 5"	6	12	16.34
H30260SCLAR	18 x 11 x 10"	6	16	32.31
H30265SCLAR	18 x 8 1/2 x 9"	6	17	23.39
H30270SCLAR	18 x 16 1/2 x 11"	3	14	35.39
H30320SCLAR	8 1/2 x 33 x 5"	4	12	20.45

Clear Akro-Grids

- Resists most solvents and chemicals.
- Choose from 9 sizes.

Versatile dividable storage containers for a variety of applications including: storage, work-in-process, automated material handling systems and distribution. Clear polypropylene grid boxes are a heavy-duty solution to separate and protect small parts during transport. Molded-in-letter/number system for easy part tracking. Optional lids and dividers available. FOB Shipping Point.




H33105SCLAR

CLEAR AKRO-GRIDS				
Product No.	Size L x W x H	Ctn. Qty.	Ctn. Wt. (lbs.)	Price Ea.
H33105SCLAR	10 1/2 x 8 1/2 x 5"	20	21	\$8.51
H33164SCLAR	16 1/2 x 10 1/2 x 4"	12	19	10.44
H33166SCLAR	16 1/2 x 10 1/2 x 6"	8	19	15.36
H33168SCLAR	16 1/2 x 10 1/2 x 8"	6	18	18.12
H33220SCLAR	22 1/2 x 17 1/2 x 10"	2	13	29.83
H33223SCLAR	22 1/2 x 17 1/2 x 3"	6	17	18.34
H33224SCLAR	22 1/2 x 17 1/2 x 4"	6	21	19.01
H33226SCLAR	22 1/2 x 17 1/2 x 6"	4	20	22.57
H33228SCLAR	22 1/2 x 17 1/2 x 8"	3	18	29.58

Clear Super-Size AkroBins®

- Sturdy, one-piece construction.
- Optional window inserts keep contents visible.
- Choose from 12 sizes.

20", 24" and 30" Deep Clear Bins for Super-Size Storage. Large capacity storage bins for organizing heavy or bulky items. Heavy-duty bins molded in clear polypropylene. Extra large stacking containers feature anti-slide stop to prevent bins from shifting forward. Reinforced side ribs add strength and prevent spreading when stacked or loaded. Optional lids and dividers available. FOB Shipping Point.




H30280SCLAR

CLEAR SUPER-SIZE AKROBINS®				
Product No.	Size L x W x H	Ctn. Qty.	Ctn. Wt. (lbs.)	Price Ea.
H30280SCLAR	20 x 12 1/2 x 6"	4	9	\$17.07
H30281SCLAR	20 x 12 1/2 x 8"	3	8	19.39
H30282SCLAR	20 x 12 1/2 x 12"	2	7	23.33
H30283SCLAR	20 x 18 1/2 x 12"	1	6	32.02
H30284SCLAR	23 1/2 x 8 1/2 x 7"	4	12	28.42
H30286SCLAR	23 1/2 x 11 x 7"	4	16	33.32
H30287SCLAR	23 1/2 x 11 x 10"	4	20	34.76
H30288SCLAR	23 1/2 x 16 1/2 x 11"	1	8	37.79
H30289SCLAR	23 1/2 x 18 1/2 x 12"	1	9	38.39
H30290SCLAR	29 1/2 x 18 1/2 x 12"	1	7	44.12
H30292SCLAR	29 1/2 x 11 x 10"	4	23	41.72
H30293SCLAR	29 1/2 x 16 1/2 x 11"	1	9	45.31

Clear ShelfMax® Bins

- Choose from 7 sizes.
- Molded of clear polypropylene.

Clear 6" ShelfMax® Bins expand storage capacity up to 85% over standard 4" bins. Rolled top edge for added strength when filled to capacity. Durable clear polypropylene construction. Optional lids and dividers available. FOB Shipping Point.




H30040SCLAR

CLEAR SHELFMAX® BINS				
Product No.	Size L x W x H	Ctn. Qty.	Ctn. Wt. (lbs.)	Price Ea.
H30040SCLAR	11 1/2 x 4 1/2 x 6"	16	9	\$3.23
H30048SCLAR	17 1/2 x 4 1/2 x 6"	8	7	4.70
H30010SCLAR	11 1/2 x 11 1/2 x 6"	8	10	9.09
H30080SCLAR	11 1/2 x 8 1/2 x 6"	8	8	5.65
H30088SCLAR	17 1/2 x 8 1/2 x 6"	8	10	7.15
H30018SCLAR	17 1/2 x 11 1/2 x 6"	8	14	14.66
H30044SCLAR	23 1/2 x 4 1/2 x 6"	16	20	9.41
H30090SCLAR	11 1/2 x 6 1/2 x 6"	10	6	5.01
H30098SCLAR	17 1/2 x 6 1/2 x 6"	10	11	6.24
H30094SCLAR	23 1/2 x 6 1/2 x 6"	10	15	9.92
H30084SCLAR	23 1/2 x 8 1/2 x 6"	6	12	16.79
H30014SCLAR	25 1/2 x 11 1/2 x 6"	6	15	19.74

Clear ShelfMax8® Bins

- Wide hopper front for easy access.
- Choose from 17 sizes.

A complete line of 8" tall shelf bins. Features an innovated new divider design that allows for more secure bin partitions and easier installation. Built-in rear hanger for complete access to contents when tilted out on shelving. Oversized label area and bin sizes designed for shelving systems and more. Optional dividers available. FOB Shipping Point.



H30040SCLAR


CLEAR SHELFMAX8® CLEAR				
Product No.	Size L x W x H	Ctn. Qty.	Ctn. Wt. (lbs.)	Price Ea.
H30840SCLAR	11 1/2 x 4 1/2 x 8"	16	13	\$6.66
H30860SCLAR	11 1/2 x 6 1/2 x 8"	10	10	8.66
H30880SCLAR	11 1/2 x 8 1/2 x 8"	8	10	10.94
H30800SCLAR	11 1/2 x 11 1/2 x 8"	4	7	13.52
H30820SCLAR	11 1/2 x 22 1/2 x 8"	4	11	22.14
H30846SCLAR	15 1/2 x 4 1/2 x 8"	8	8	8.47
H30866SCLAR	15 1/2 x 6 1/2 x 8"	10	12	9.27
H30886SCLAR	15 1/2 x 8 1/2 x 8"	8	12	11.43
H30806SCLAR	15 1/2 x 11 1/2 x 8"	4	8	16.44
H30826SCLAR	15 1/2 x 22 1/2 x 8"	4	15	27.13
H30848SCLAR	17 1/2 x 4 1/2 x 8"	8	9	9.85
H30868SCLAR	17 1/2 x 6 1/2 x 8"	10	14	12.29
H30888SCLAR	17 1/2 x 8 1/2 x 8"	8	14	15.28
H30808SCLAR	17 1/2 x 11 1/2 x 8"	4	9	19.03
H30818SCLAR	17 1/2 x 16 1/2 x 8"	4	13	23.82
H30828SCLAR	17 1/2 x 22 1/2 x 8"	4	16	29.41
H30838SCLAR	17 1/2 x 33 x 8"	4	22	40.09

BINS SYSTEMS

Bin Systems

- Create a complete storage system on walls or on the back of shelving.
- Panels provide a versatile structure that lets you build your own Akro Bin System.

Panels are available in 18" x 36" widths. Two louvered racks available. Two bench racks available that support 120 lbs. Free standing floor rack supports 2000 lbs. FOB Shipping Point.



MOBILE KIT - CASTERS & HANDLE					
Product No.	Ctn. Qty.	Fits Hanging System No.	Caster Type	Wt. (lbs.)	Price Ea.
H30424	1	H30016	4" Polyolefin	10	\$95.78



H30148 Steel Rail Wall-mountable unit accepts 7 sizes of AkroBins. 110 (lbs.) capacity.



RAIL RACKS & BIN CARTS (Akro Bins SOLD SEPARATELY)					QUANTITIES OF BINS TO FIT RAIL RACKS & BIN CARTS									
Product No.	Description	Dimensions L x W x H	Wt. (lbs.)	Price Ea.	H30210 (10lbs.)	H30220 (10lbs.)	H30224 (30lbs.)	H30230 (30lbs.)	H30234 (50lbs.)	H30235 (50lbs.)	H30239 (50lbs.)	H30240 (60lbs.)	H30250 (75lbs.)	H30255 (60lbs.)
H30008*	Rack, 1 sided, 16 rails	36 x 14 1/2 x 53"	60	212.49	96	96	48	48	48	24	24	24	12	16
H30016*	Rack, 2 sided, 16 rails	36 x 20 x 53"	65	219.54	192	192	96	96	96	48	48	48	24	32
H30812*	Bin Cart	38 1/2 x 24 x 36 1/2"	87	476.35	96	96	64	48	48	24	24	24	12	16
H30148*	Steel Rail	47 7/8 x 3/8 x 3"	6	24.43	11	11	11	8	6	3	-	-	-	3

* Ships by truck.

Louvered Hanging Systems

- Maximize parts storage and handling efficiency
- Secure stationary racks to the wall or floor and wall-mountable panels to a solid structure

More Options to Organize More Efficiently! Redesigned construction allows a more finished look, while still providing the same strength and durability of other Akro-Mils panels. Set up time and installation are quick and easy. Combined with other Akro-Mils storage products, these new panels and racks will help you make optimal use of your available space. Gray in color. Select items available in Beige - please specify. FOB Shipping Point.



Louvered Panels and Bench Racks
Louvered panels used with AkroBins® offer the ultimate in storage flexibility.

LOUVERED FLOOR RACK (Akro Bins SOLD SEPARATELY)					QUANTITY OF BINS TO FIT LOUVERED FLOOR RACK										
Product No.	Description	Dimensions L x W x H	Wt. (lbs.)	Price Ea.	H30210 (10lbs.)	H30220 (10lbs.)	H30224 (30lbs.)	H30230 (30lbs.)	H30234 (50lbs.)	H30235 (50lbs.)	H30239 (50lbs.)	H30240 (60lbs.)	H30250 (75lbs.)	H30255 (60lbs.)	H30320 (80lbs.)
H30653	Louvered Floor Rack	32 x 35 1/2 x 75 1/2"	182	\$540.72	288	288	192	144	144	72	72	72	36	48	-
H30661†	Louvered Rack, Single Sided	36 3/8 x 13 1/2 x 66 3/8"	100	240.68	96	96	72	60	60	28	24	24	12	18	10
H30638†	Louvered Rack, Single Sided	18 x 13 1/2 x 66 3/8"	60	191.43	48	48	36	30	30	14	12	12	6	9	-
H30676†	Louvered Rack, Double Sided	36 3/8 x 25 x 66 3/8"	140	392.92	192	192	144	108	108	56	48	48	24	36	20
H30651	Heavy Duty Louvered Rack, Single Sided	35 3/4 x 17 x 75 1/2"	100	431.21	144	144	98	72	72	36	36	36	18	24	11

HLVDMOBILE Mobile Kit for H30676 Wt. 8 (lbs.) Price Ea. \$211.39. H30653DOLLY Dolly for H30653 Wt. 27 (lbs.) Price Ea. \$83.11

* Ships by truck.

† Also available in Beige.

LOUVERED PANELS & BENCH RACKS (Akro Bins SOLD SEPARATELY)					QUANTITIES OF BINS TO FIT LOUVERED PANELS & BENCH RACKS										
Product No.	Description	Dimensions L x W x H	Ctn Qty.	Wt. (lbs.)	Price Ea.	H30210 (10lbs.)	H30220 (10lbs.)	H30224 (30lbs.)	H30230 (30lbs.)	H30234 (50lbs.)	H30235 (50lbs.)	H30239 (50lbs.)	H30240 (60lbs.)	H30250 (75lbs.)	H30255 (60lbs.)
H30118	Louvered Panel	18 x 3/8 x 61"	1	25	\$71.89	48	48	36	30	30	14	12	12	6	9
H30161*	Louvered Panel	36 x 3/8 x 61"	1	40	119.24	96	96	72	54	54	28	24	24	12	18
H30618†	Louvered Panel	18 x 3/8 x 19"	4	24	24.83	16	16	12	9	9	3	4	4	2	3
H30636†	Louvered Panel	35 3/8 x 3/8 x 19"	4	47	32.81	32	32	24	18	18	9	8	8	4	6
H98600†	27 3/8" Bench Rack	27 3/8 x 8 3/8 x 19 3/8"	1	16	57.48	30	30	18	12	12	6	6	6	-	-
H98636*	36" Bench Rack	36 x 8 x 20"	1	19	66.58	40	40	24	18	18	9	8	8	4	6

* Ships by truck.

† Also available in Beige.

BINS & RACKS



Indicator™ Bins

- Increase efficiency and productivity with this storage solution.
- Perfect for industrial, healthcare, manufacturing and retail.

Effective inventory control at a glance. These bins simplify visual recognition when supplies need to be replenished. An innovative, low-cost alternative to high-end inventory control systems. The unique design of the Indicator™ Bin utilizes a bi-color mold process to achieve a two-toned bin. The bin is available in four sizes and two color combinations and can be used in work cells, with pick racks and wire or metal shelving. Simply stock the Indicator™ Bin using the divider to designate volume for inventory reserve. Pick from the blue or black side of the bin until you reach the divider, then flip the bin to the orange or red side to indicate that inventory levels are low. Bins with low inventory are instantly recognized and can be immediately refilled. Each bins has a large label area. FOB Shipping Point.



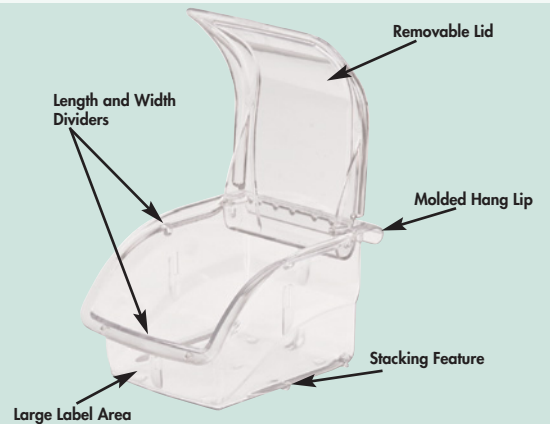
INDICATOR™ BINS				DIVIDERS				
Blue/Orange Product No.	Black/Red Product No.	Size L x W x H	Ctn. Qty.	Wt. (lbs.) Ctn.	Price Ea.	Product No.	Pkg. Qty.	Price Per Pkg.
H36442BLUE	H36442BLKRED	11 ⁵ / ₈ x 4 ¹ / ₂ x 4"	24	10	\$3.42	H40120	24	\$9.94
H36448BLUE	H36448BLKRED	17 ⁷ / ₈ x 4 ¹ / ₈ x 4"	12	8	4.95	H40442	12	5.59
H36468BLUE	H36468BLKRED	17 ⁷ / ₈ x 6 ⁵ / ₈ x 4"	12	10	5.13	H40462	12	5.99
H36462BLUE	H36462BLKRED	11 ⁵ / ₈ x 6 ³ / ₄ x 4"	12	7	4.21	H40130	24	13.52

Bins sold in carton quantities.

InSight Bins

- Specially designed for healthcare facilities.
- Non-tipping bins lock when stacked.

The InSight Bin is designed specifically for the healthcare industry and is made from durable, ultra clear polycarbonate for easy view of supplies. InSight provides a modern design, making it perfect for use in patient areas. Bins can be stacked, hung from rails and louvered panels and used in conjunction with the ReadySpace™ Storage System. Available in 4 sizes with optional lids and dividers. Large label area. FOB Shipping Point.



INSIGHT BINS				LIDS				
Product No.	Size L x W x H	Ctn. Qty.	Wt. (lbs.) Ctn.	Price Ea.	Product No.	Ctn. Qty.	Wt. (lbs.) Ctn.	Price Ea.
H305A1	5 ³ / ₈ x 4 ¹ / ₈ x 3 ¹ / ₄ "	16	5	\$4.36	H305A2	8	3	\$3.73
H305A3	7 ³ / ₈ x 4 ¹ / ₈ x 3 ¹ / ₄ "	16	7	5.01	H305A4	8	4	3.95
H305A5	10 ⁷ / ₈ x 4 ¹ / ₈ x 3 ¹ / ₄ "	12	7	6.69	H305A6	6	4	4.64
H305B1	10 ⁷ / ₈ x 5 ¹ / ₂ x 5 ¹ / ₄ "	12	13	10.16	H305B2	6	5	5.43

Bins sold in carton quantities.

Use with InSight Bin Product No.	LENGTH DIVIDERS			WIDTH DIVIDERS		
	Product No.	Ctn. Qty.	Price Per Pkg.	Product No.	Ctn. Qty.	Price Per Pkg.
H305A1	H405A1	8	\$8.66	H415A1	8	\$9.03
H305A3	H405A3	8	15.60	H415A1	8	9.03
H305A5	H405A5	6	13.68	H415A1	8	9.03
H305B1	H405B1	6	15.66	H415B1	6	8.48

Dividers sold in package quantities.



Stackable Cabinets

- Units can be safely stacked up to three high.
- Cabinets ship fully assembled.

Stackable cabinets increase storage capacity for AkroDrawers by providing more space to organize and color code inventory. Stacking a 12" deep cabinet on top of an 18" cabinet provides additional work space for sorting and organizing. Cabinets are available in two sizes, one for 12" AkroDrawers and one for 18" AkroDrawers. For secure stacking special feet nest into recessed dimples in the top of the cabinets. Optional 8"H Base Stand provides eight more inches of height for easier, more comfortable access to lower shelves and easier clean-up underneath. Durable powder coated finish. Weight capacity 120 lbs. Combined stacked weight capacity 200 lbs. Color for Stackable Cabinets and optional Base Stands are Textured Charcoal Gray. FOB Shipping Point.



Product No.	STACKABLE CABINETS 35"W. x 11"D. x 22"H.				Qty. of Drawers	Wt. (lbs.)	Price Ea.
	Includes AkroDrawers	Drawer Size L x W x H	Shelf Size D x L x H				
HAD3511C62	31162	11 ⁵ / ₈ x 5 ⁵ / ₁₆ x 4 ⁵ / ₈ "	11 x 34 x 4 ¹¹ / ₁₆ "		24	64	\$364.06
HAD3511C82	31182	11 ⁵ / ₈ x 8 ⁵ / ₈ x 4 ⁵ / ₈ "	11 x 34 x 4 ¹¹ / ₁₆ "		16	64	344.59
HAD3511CAST2	31112 & 31162	11 ⁵ / ₈ x 11 ¹ / ₈ x 4 ⁵ / ₈ "	11 x 34 x 4 ¹¹ / ₁₆ "		8	68	364.01
		11 ⁵ / ₈ x 5 ⁵ / ₁₆ x 4 ⁵ / ₈ "			12		

Specify drawer color when ordering: Red (R), Blue (B), Yellow (Y), Gray (GRY), Crystal Clear (CRY).

OPTIONAL BASE STANDS				
Product No.	Description	Size W x H x D	Wt. (lbs.)	Price Ea.
HAD3511BSC	for 11" Cabinets	35 ¹ / ₄ x 11 ¹ / ₄ x 8"	16	\$123.38
HAD3517BSC	for 17" Cabinets	35 ¹ / ₄ x 17 ¹ / ₄ x 8"	21	149.21

Product No.	STACKABLE CABINETS 35"W. x 17"D. x 22"H.				Qty. of Drawers	Wt. (lbs.)	Price Ea.
	Includes AkroDrawers	Drawer Size L x W x H	Shelf Size D x L x H				
HAD3517C68	31168	17 ⁵ / ₈ x 5 ⁵ / ₁₆ x 4 ⁵ / ₈ "	17 x 34 x 4 ¹¹ / ₁₆ "		24	95	\$471.27
HAD3517C88	31188	17 ⁵ / ₈ x 8 ⁵ / ₈ x 4 ⁵ / ₈ "	17 x 34 x 4 ¹¹ / ₁₆ "		16	91	443.88
HAD3517CAST	31168 & 31188	See Above	17 x 34 x 4 ¹¹ / ₁₆ "		12/8	93	461.80
HAD3517CAST2	31118 & 31168	17 ⁵ / ₈ x 11 ¹ / ₈ x 4 ⁵ / ₈ "	17 x 34 x 4 ¹¹ / ₁₆ "		8	97	453.01
		17 ⁵ / ₈ x 5 ⁵ / ₁₆ x 4 ⁵ / ₈ "			12		

Specify drawer color when ordering: Red (R), Blue (B), Yellow (Y), Gray (GRY), Crystal Clear (CRY).

CARTS & CONTAINERS

The ProCart™



- Box-top to flat-top versatility.
- Rugged, durable reinforced construction.


Engineered to adapt to all the ways – and the places you work. Quickly converts to a flat-top or a box-top cart with one hand. Hinged side gates on both shelves flip up or down for different cart configurations –no tools necessary. Flat-top for sliding boxes on and off shelves and box-top to secure cartons during transport. Made of high-density polyethylene structural foam – panels are dent-resistant, and rust-proof. Innovative I-beam design allows for easy loading and unloading of oversized boxes on the lower shelf. Rounded corners and edges prevent mishaps. Handles loads up to 400 lbs. Features supply compartment for easy access to small items. Comfortable full-width handle. Easy rolling on durable, non-marking 5" ball bearing wheels – includes rear locking casters. Available in Gray, FOB Shipping Point.

Custom Organization

Order rail system and bins to add maximum organization capacity to the ProCart. Keeps small items ready for instant retrieval. 9 Rail System combines with Rugged Hanging Bins for a complete system. Bins available in Red, Blue, Yellow or Beige – please specify.

Use this chart when ordering ONE SIZE of Bins for the ProCart™

Bin Product No.	Bin Size	H30936 Cart		H30930 Cart		Price Per Bin
		No. Bins	No. Bins	No. Bins	No. Bins	
H30210	5" x 4" x 3"	80	70	70	70	\$1.38
H30220	7" x 4" x 3"	80	70	70	70	2.45
H30224	10" x 4" x 4"	48	42	42	42	3.69
H30230	10" x 5" x 5"	36	30	30	30	6.18
H30234	14" x 5" x 5"	36	-	-	-	7.02
H30235	10" x 11" x 5"	18	12	12	12	9.51
H30239	10" x 8" x 7"	16	12	12	12	10.25
H30240	14" x 8" x 7"	16	-	-	-	12.16
H30250	14" x 16" x 7"	8	-	-	-	17.07
H30255	10" x 16" x 5"	12	-	-	-	14.21



Product No.	Description	Size		Wt. (lbs.)	Price Ea.
		L x W x H			
H30936	Large Cart	45" x 24" x 34 1/2"		62	\$284.61
H30930	Small Cart	41 1/2" x 19" x 34 1/2"		51	248.23
RAIL KITS					
H30906	For Large Cart			24	77.49
H30900	For Small Cart			22	72.13



Bin Shown with Clear Lid

Universal Hanging Bins

- Rear hanglock allows bins to tilt out on steel or wire shelving units.
- Bins nest when empty.

Bins feature a full-rim hanging cleat design that allows the bin to be hung from a louvered panel by any of its four sides, and from rails by two sides. Bins are sized to fit evenly across standard-sized wire and steel shelving units providing added utility for optimizing storage spaces. Hanging the bins from the back creates a sloped picking bin, keeping parts visible and accessible. Hanging the bins from the front creates a standard bin profile, and the bin can be filled to capacity. Users can convert their storage space from a hanging-style bin to a shelf bin-style setup without having to purchase additional bins. Available in Red, Yellow and Blue -- please specify. Also available in Clear -- call for prices. Optional dividers and clear bin lids increase storage options.

FOB Shipping Point.

UNIVERSAL HANGING BINS

Product No.	Size L x W x H	Ctn. Qty.	Ctn. Wt. (lbs.)	Price Ea.
H36120	11 1/2" x 6" x 4 1/2"	10	6	6.61
H36140	11 1/2" x 11" x 4 1/2"	6	6	10.99
H36220	17 1/2" x 6" x 6 1/2"	10	11	7.52
H36240	17 1/2" x 11" x 6 1/2"	6	10	21.79

BIN DIVIDERS

Product No.	Fits Bins	Ctn. Qty.	Ctn. Wt. (lbs.)	Price Ea.
H46220	H36220, H36240	12	18	38.24

BIN LIDS

Product No.	Fits Bins	Ctn. Qty.	Ctn. Wt. (lbs.)	Price Ea.
H36121CRY	H36120	10	10	2.09
H36141CRY	H36140	6	10	3.09
H36221CRY	H36220	10	10	3.24
H36241CRY	H36240	6	11	5.33

Product No.	Overall Size L x W x H	AkroDrawers™		Uses Dividers	Ctn. Wt. (lbs.)	Price Ea.
		Cap. (lbs.)	Ctn. Qty.			
H31142	11" x 3" x 4" x 4"	15	6	H41440	18	\$5.13
H31162	11" x 5" x 4" x 4"	20	6	H41460	23	5.64
H31182	11" x 8" x 4" x 4"	20	4	H41480	15	6.93
H31148	17" x 3" x 4" x 4"	20	6	H41440	8	6.83
H31164	23" x 5" x 4" x 4"	25	6	H41460	13	10.16
H31112	11" x 11" x 4" x 4"	25	4	H41410	8	8.41
H31118	17" x 11" x 4" x 4"	25	4	H41410	13	11.63
H31168	17" x 5" x 4" x 4"	25	6	H41460	19	8.27
H31188	17" x 8" x 4" x 4"	25	4	H41480	19	9.13
CRYSTAL CLEAR AkroDrawers™						
H31142CRY	11" x 3" x 4" x 4"	15	6	H41440	18	6.78
H31162CRY	11" x 5" x 4" x 4"	20	6	H41460	23	7.65
H31148CRY	17" x 3" x 4" x 4"	20	6	H41440	8	8.99
H31164CRY	23" x 5" x 4" x 4"	25	6	H41460	13	14.43
H31112CRY	11" x 11" x 4" x 4"	25	4	H41410	8	11.40
H31118CRY	17" x 11" x 4" x 4"	25	4	H41410	13	16.24
H31182CRY	11" x 8" x 4" x 4"	20	4	H41480	15	9.53
H31168CRY	17" x 5" x 4" x 4"	25	6	H41460	19	11.66
H31188CRY	17" x 8" x 4" x 4"	25	4	H41480	19	14.04

AkroDrawers™ DIVIDERS

Product No.	Overall Size W x H x D	Fits AkroDrawers™	Pkg. Qty.	Wt. (lbs.)	Price Per Pkg.
H41460	5 1/2" x 4" x 1 1/2"	H31162, H31148 and H31168	6	1	5.52
H41410	10" x 4" x 1/2"	H31112 and H31118	8	2	10.48
H41480	8" x 4" x 1/2"	H31182 and H31188	6	1	8.73



AkroDrawers


- Chemical and oil resistant.

Available in 5 convenient sizes and 5 colors, including Crystal Clear which keeps AkroDrawer contents highly visible. Offered in 12" or 18" depths to work with compatible shelving. Easy to label and color code inventory for quick identification of parts and supplies. Drawers can be stacked to optimize space. Wide front handle for easy gripping when AkroDrawers are loaded or contain heavy contents. Can be used with available shelving, racks, mobile carts or can be used by themselves. Sturdy back stop tab ensures AkroDrawers can hang securely from shelves. Dividers are available to keep contents neatly separated in drawers. Available in Red, Blue, Yellow and Gray -- please specify. Also available in Crystal Clear -- call for prices. FOB Shipping Point.


ShelfMax8® Bins

- Wide hopper front for easy access.
- Built-in rear hanglock for complete access to contents when tilted out on shelving.


A complete line of 8" tall shelf bins including optional width and length dividers. Features an innovated new divider design that allows for more secure bin partitions and easier installation. Oversized label area and bins sizes designed for shelving systems and more. Available in three colors, Red, Blue and Yellow -- please specify. FOB Shipping Point.



H30846



H30838

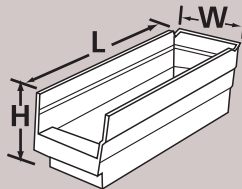


H30824B

Product No.	Outside Dimension L x W x H	SHELFMAX8® BINS		Ctn Qty.	Wt. (lbs.)	Price Ea.	WIDTH DIVIDER		
		Inside Dimension L x W x H					Product No.	Qty.	Pkg. Price Ea.
H30840	11 1/2 x 4 1/2 x 8"	9 1/4 x 2 1/2 x 8"		16	13	\$5.80	H40840	12	\$19.77
H30860	11 1/2 x 6 x 8"	9 1/4 x 5 x 8"		10	10	7.52	H40860	12	15.48
H30880	11 1/2 x 8 1/2 x 8"	9 1/4 x 6 1/2 x 8"		8	10	9.51	H40880	12	18.64
H30800	11 1/2 x 11 1/2 x 8"	9 1/4 x 9 1/2 x 8"		4	7	11.76	H40800	6	44.92
H30820	11 1/2 x 22 1/2 x 8"	9 1/4 x 20 1/2 x 7 1/2"		4	11	19.25	H40820	4	42.62
H30846	15 1/2 x 4 1/2 x 8"	13 1/4 x 2 1/2 x 8"		8	8	7.35	H40840	12	19.77
H30866	15 1/2 x 6 x 8"	13 1/4 x 5 x 8"		10	12	8.06	H40860	12	15.48
H30886	15 1/2 x 8 1/2 x 8"	13 1/4 x 6 1/2 x 8"		8	12	9.95	H40880	12	18.64
H30806	15 1/2 x 11 1/2 x 8"	13 1/4 x 9 1/2 x 8"		4	8	14.29	H40800	6	44.92
H30826	15 1/2 x 22 1/2 x 8"	13 1/4 x 20 1/2 x 7 1/2"		4	15	23.61	H40820	4	42.62
H30848	17 1/2 x 4 1/2 x 8"	15 1/4 x 2 1/2 x 8"		8	9	8.57	H40840	12	19.77
H30868	17 1/2 x 6 x 8"	15 1/4 x 5 x 8"		10	14	10.67	H40860	12	15.48
H30888	17 1/2 x 8 1/2 x 8"	15 1/4 x 6 1/2 x 8"		8	14	13.29	H40880	12	18.64
H30808	17 1/2 x 11 1/2 x 8"	15 1/4 x 9 1/2 x 8"		4	9	16.55	H40800	6	44.92
H30818	17 1/2 x 16 1/2 x 8"	15 1/4 x 14 1/2 x 7 1/2"		4	13	20.71	H40818	6	33.80
H30828	17 1/2 x 22 1/2 x 8"	15 1/4 x 20 1/2 x 7 1/2"		4	16	25.59	H40820	4	42.62
H30838	17 1/2 x 33 x 8"	15 1/4 x 30 1/2 x 7 1/2"		4	22	34.85	H40838	6	34.43
H30844	23 1/2 x 4 1/2 x 8"	21 1/4 x 2 1/2 x 8"		8	13	12.29	H40840	12	19.77
H30864	23 1/2 x 6 x 8"	21 1/4 x 5 x 8"		10	19	15.06	H40860	12	15.48
H30884	23 1/2 x 8 1/2 x 8"	21 1/4 x 6 1/2 x 7 1/2"		8	18	18.18	H40880	12	18.64
H30804	23 1/2 x 11 1/2 x 8"	21 1/4 x 9 1/2 x 7 1/2"		4	11	21.89	H40800	6	44.92
H30814	23 1/2 x 16 1/2 x 8"	21 1/4 x 14 1/2 x 7 1/2"		4	17	26.31	H40818	6	33.80
H30824	23 1/2 x 22 1/2 x 8"	21 1/4 x 20 1/2 x 7 1/2"		4	22	32.93	H40820	4	42.62



See more Shelving Systems on other AKRO-MILS pages.



Shelf Bins

- Durable polypropylene bins provide an attractive, neat appearance.
- Superior construction allows shelf bins to be fully loaded without bulging or cracking.

Outlasts corrugated bins - pays for themselves in reduced replacement costs. One-piece construction is waterproof and unaffected by grease or oil. Works with 12", 18", and 24" deep shelving, or vertical storage and retrieval units. Labels available. Available in 25 sizes and five colors--Red, Yellow, Blue, Green or White -- please specify. FOB Shipping Point.

POLYPROPYLENE SHELF BINS						
12" SHELF BINS						
Product No.	Outside Dimension L x W x H	Inside Dimension L x W x H	Ctn Qty.	Cups per Bin		Wt.(lbs.) Ctn.
				Small	Large	
H30110*	11 1/2 x 2 1/2 x 4"	10 1/4 x 1 1/2 x 4"	24	3	-	5
H30120*	11 1/2 x 4 1/2 x 4"	10 1/4 x 3 x 4"	24	5	2	9
H30040	11 1/2 x 4 1/2 x 6"	9 3/4 x 2 1/2 x 5 1/2"	16	3	2	10
H30130*	11 1/2 x 6 x 4"	10 1/4 x 5 1/2 x 4"	12	9	4	7
H30090	11 1/2 x 6 x 6"	9 3/4 x 5 x 5 1/2"	10	8	3	6
H30150*	11 1/2 x 8 x 4"	10 1/4 x 7 x 4"	12	11	4	8
H30080	11 1/2 x 8 x 6"	9 3/4 x 6 x 5 1/2"	8	10	6	8
H30170	11 1/2 x 11 1/2 x 4"	10 1/4 x 10 x 4"	12	15	6	11
H30010	11 1/2 x 11 1/2 x 6"	9 3/4 x 9 1/2 x 5 1/2"	8	15	6	10
18" SHELF BINS						
H30128*	17 1/2 x 4 1/2 x 4"	16 1/2 x 3 x 4"	12	8	3	7
H30048	17 1/2 x 4 1/2 x 6"	16 x 2 1/2 x 5 1/2"	8	5	3	7
H30138*	17 1/2 x 6 x 4"	16 1/2 x 5 1/2 x 4"	12	15	6	9
H30098	17 1/2 x 6 x 6"	16 x 5 x 5 1/2"	10	13	6	11
H30158	17 1/2 x 8 x 4"	16 1/2 x 7 1/2 x 4"	12	15	6	12
H30088	17 1/2 x 8 x 6"	16 x 6 x 5 1/2"	8	16	11	10
H30178	17 1/2 x 11 1/2 x 4"	16 1/2 x 10 x 4"	12	25	12	15
H30018	17 1/2 x 11 1/2 x 6"	16 x 9 1/2 x 5 1/2"	8	25	12	14
24" SHELF BINS						
H30124*	23 1/2 x 4 1/2 x 4"	22 1/2 x 3 x 4"	12	11	4	11
H30044	23 1/2 x 4 1/2 x 6"	21 1/2 x 2 1/2 x 5 1/2"	16	11	4	20
H30164*	23 1/2 x 6 x 4"	22 1/2 x 5 1/2 x 4"	6	21	8	8
H30094	23 1/2 x 6 x 6"	21 1/2 x 5 x 5 1/2"	10	17	8	15
H30184	23 1/2 x 8 x 4"	22 1/2 x 7 1/2 x 4"	6	25	8	9
H30084	23 1/2 x 8 x 6"	21 3/4 x 6 x 5 1/2"	6	25	8	12
H30174	23 1/2 x 11 1/2 x 4"	22 1/2 x 10 x 4"	6	35	16	11
H30014	23 1/2 x 11 1/2 x 6"	21 1/2 x 9 1/2 x 5 1/2"	6	35	16	15

*Also available in 100% recycled material -- call for information.

DIVIDERS				
Product No.	Fits Bins	Pkg. Qty.	Wt. (lbs.) Ctn.	Price Pkg.
H40120	H30120, H30124, H30128	24	1	\$9.94
H40020	H30040, H30048, H30044	12	1	8.18
H40130	H30130, H30138, H30164	24	2	13.52
H40030	H30090, H30098, H30094	12	1	9.41
H40040	H30080, H30088, H30084	12	2	12.77
H40150	H30150, H30158, H30184	24	3	25.09
H40170	H30170, H30174, H30178	24	4	31.12
H40050	H30010, H30018, H30014	12	2	17.06

EXTENDED LABEL HOLDERS				
Product No.	Size W x H	Description	Pkg. Qty.	Wt. (lbs.) Ctn.
H40410	4 x 2 1/2"	10° Angle	24	2
H40445	4 x 2 1/2"	45° Angle	24	2

BIN CUPS				
Product No.	Size L x W x H	Description	Ctn Qty.	Wt. (lbs.) Ctn.
H30101	2 x 3 1/2 x 3"	Small Bin Cup	48	4
H30102	2 1/2 x 5 x 3"	Large Bin Cup	24	5

SHELVING SYSTEMS




Pick Rack Systems

- Parts are organized and are ready for easy, instant selection.
- Rugged steel construction supports heavy loads.

Angled shelves keep small parts in the front of the bins for easy viewing and picking. Convenient heavy-duty storage. Handsome Gray baked-enamel finish. Yellow polypropylene bins. FOB Shipping Point.

CONVENIENT
heavy-duty storage.



Pick Rack Systems

Product No.	Description	Bin Product No.	Overall Size D x W x H	Bin Size L x W x H	Bin Qty.	Wt. (lbs.)	Price Ea.
8 SHELF, SINGLE SIDED RACK							
HAPRS	Single sided, no bins	-	12 x 36 $\frac{3}{4}$ x 60 $\frac{1}{2}$ "	-	-	55	\$295.60
HAPRS110Y	Single sided, w/bins	H30110	12 x 36 $\frac{3}{4}$ x 60 $\frac{1}{2}$ "	11 $\frac{1}{2}$ x 2 $\frac{1}{2}$ x 4"	96	84	441.73
HAPRS120Y	Single sided, w/bins	H30120	12 x 36 $\frac{3}{4}$ x 60 $\frac{1}{2}$ "	11 $\frac{1}{2}$ x 4 $\frac{1}{2}$ x 4"	64	84	402.37
HAPRS130Y	Single sided, w/bins	H30130	12 x 36 $\frac{3}{4}$ x 60 $\frac{1}{2}$ "	11 $\frac{1}{2}$ x 6 $\frac{1}{2}$ x 4"	40	84	399.41
HAPRS150Y	Single sided, w/bins	H30150	12 x 36 $\frac{3}{4}$ x 60 $\frac{1}{2}$ "	11 $\frac{1}{2}$ x 8 $\frac{1}{2}$ x 4"	32	80	383.82
HAPRS170Y	Single sided, w/bins	H30170	12 x 36 $\frac{3}{4}$ x 60 $\frac{1}{2}$ "	11 $\frac{1}{2}$ x 11 $\frac{1}{2}$ x 4"	24	76	396.06
3 SHELF, BENCH PICK RACK							
HAPRBENCH	Rack, no bins	-	-	-	-	24	133.98
HAPRBENCH120	Rack w/bins	H30120	12 x 36 $\frac{3}{4}$ x 25"	11 $\frac{1}{2}$ x 4 $\frac{1}{2}$ x 4"	24	35	188.06
HAPRBENCH150	Rack w/bins	H30150	12 x 36 $\frac{3}{4}$ x 25"	11 $\frac{1}{2}$ x 8 $\frac{1}{2}$ x 4"	12	33	180.18
16 SHELF, DOUBLE SIDED PICK RACK							
HAPRD	Rack, no bins	-	24 x 36 $\frac{3}{4}$ x 60 $\frac{1}{2}$ "	-	-	110	553.10
HAPRD110Y	Rack w/bins	H30110	24 x 36 $\frac{3}{4}$ x 60 $\frac{1}{2}$ "	11 $\frac{1}{2}$ x 2 $\frac{1}{2}$ x 4"	192	165	912.53
HAPRD120Y	Rack w/bins	H30120	24 x 36 $\frac{3}{4}$ x 60 $\frac{1}{2}$ "	11 $\frac{1}{2}$ x 4 $\frac{1}{2}$ x 4"	128	162	829.38
HAPRD130Y	Rack w/bins	H30130	24 x 36 $\frac{3}{4}$ x 60 $\frac{1}{2}$ "	11 $\frac{1}{2}$ x 6 $\frac{1}{2}$ x 4"	80	155	823.10
HAPRD150Y	Rack w/bins	H30150	24 x 36 $\frac{3}{4}$ x 60 $\frac{1}{2}$ "	11 $\frac{1}{2}$ x 8 $\frac{1}{2}$ x 4"	64	155	790.15
HAPRD170Y	Rack w/bins	H30170	24 x 36 $\frac{3}{4}$ x 60 $\frac{1}{2}$ "	11 $\frac{1}{2}$ x 11 $\frac{1}{2}$ x 4"	48	150	816.06
HAPRDMOBILE	Mobile unit for double sided rack. Wt. 18 (lbs.) Price Ea. \$160.86	-	-	-	-	-	-

Cabinet Systems

- Cabinets are perfect for protecting parts and products from dust, damage and theft.
- Each cabinet comes fully assembled and ready for use.

Secure cabinets have double-locking door protection for tools, dies, supplies and personal belongings. Two keys included. Rugged 16 ga. steel construction stands up to hard, daily use. Gray baked-enamel finish. FOB Shipping Point.

Product No.	Description	Bin Product No.	Overall Size D x W x H	Bin Size L x W x H	Bin Qty.	Wt. (lbs.)	Price Ea.
CABINET							
HAC3624	w/louvered panels on back & doors, no bins	-	36 x 24 x 78"	-	-	370	\$870.22
HAC3624Y	w/louvered panels on back & doors w/bins Five bin sizes are included	H30210 H30220 H30230 H30240 H30250	36 x 24 x 78"	5 $\frac{1}{2}$ x 4 $\frac{1}{2}$ x 3" 7 $\frac{1}{2}$ x 4 $\frac{1}{2}$ x 3" 10 $\frac{1}{2}$ x 5 $\frac{1}{2}$ x 5" 14 $\frac{1}{2}$ x 8 $\frac{1}{2}$ x 7" 14 $\frac{1}{2}$ x 16 $\frac{1}{2}$ x 7"	48 48 24 12 6	470	1,190.24
CABINET W/3 SHELVES							
HAC36243AS	w/louvered panels on back wall & door, no bins	-	36 x 24 x 78"	-	-	286	1,002.23
HAC3624Y3AS	w/louvered panels on back wall & door, w/bins Includes 3 sizes of bins	H30210 H30220 H30250	36 x 24 x 78"	5 $\frac{1}{2}$ x 4 $\frac{1}{2}$ x 3" 7 $\frac{1}{2}$ x 4 $\frac{1}{2}$ x 3" 14 $\frac{1}{2}$ x 16 $\frac{1}{2}$ x 7"	48 48 6	340	1,305.54
CABINET W/FLUSH DOORS							
HAC3618	w/louvered panels on back wall, no bins	-	36 x 18 x 78"	-	-	317	730.37
HAC3618Y	w/louvered panels on back wall, w/bins Includes 3 sizes of bins	H30230 H30240 H30250	36 x 18 x 78"	10 $\frac{1}{2}$ x 5 $\frac{1}{2}$ x 5" 14 $\frac{1}{2}$ x 8 $\frac{1}{2}$ x 7" 14 $\frac{1}{2}$ x 16 $\frac{1}{2}$ x 7"	24 12 6	393	1,142.86



Cabinet Systems

Quick-View & Secure-View Security Cabinets

- Quick-View Security cabinets feature durable, clear, Lexan™ door panels for easy viewing of contents.
- Secure-View Security cabinets feature steel mesh doors for security and ventilation.

These attractive Security Cabinets have louvered back wall panels that hold up to 36 bins. Each cabinet available with your choice of bin size to fit your needs. FOB Shipping Point.

Product No.	Bin Product No.	Overall Size D x W x H	Bin Size L x W x H	Bin Qty.	Wt. (lbs.)	Price Ea.
QUICK-VIEW SECURITY BIN CABINET						
HAC3618QV240	H30240YELLO	18 x 36 x 78"	14 $\frac{1}{2}$ x 8 $\frac{1}{2}$ x 7"	36	390	\$1,105.58
HAC3618QV250	H30250YELLO	18 x 36 x 78"	14 $\frac{1}{2}$ x 16 $\frac{1}{2}$ x 7"	18	389	1,057.99
SECURE-VIEW SECURITY BIN CABINET						
HAC3618SV240	H30240YELLO	18 x 36 x 78"	14 $\frac{1}{2}$ x 8 $\frac{1}{2}$ x 7"	36	288	\$1,074.92
HAC3618SV250	H30250YELLO	18 x 36 x 78"	14 $\frac{1}{2}$ x 16 $\frac{1}{2}$ x 7"	18	288	1,052.25



Quick-View Security Cabinet



Secure-View Security Cabinet


Pick Rack Systems

- Easy assembly.
- 50% more storage capacity than 12" deep pick rack.

Racks are made from 16-gauge steel with durable powder coated Gray finish. Features 18" deep shelf style bins with inclined shelves to keep parts visible and easily accessible. Over 100 lb. per shelf capacity. Bins available in Yellow, Red, Blue, Green or White -- please specify. FOB Shipping Point.


Product No.	Description	Qty. of Bins	Cap. (lbs.)	Wt. (lbs.)	Price Ea.
PICK RACK SYSTEMS					
SINGLE SIDED, 18" D. X 36$\frac{3}{4}$" W. X 60$\frac{1}{2}$" H.					
HAPRS18	8 Shelves/No Bins	-	900	150	\$443.35
HAPRS18128	8 Shelves w/30128 Shelf Bins	72	900	192	626.30
HAPRS18138	8 Shelves w/30138 Shelf Bins	48	900	183	608.18
HAPRS18158	8 Shelves w/30158 Shelf Bins	36	900	186	614.38
HAPRS18178	8 Shelves w/30178 Shelf Bins	24	900	177	608.08
DOUBLE-SIDED, 39" D. X 36$\frac{3}{4}$" W. X 60$\frac{1}{2}$" H.					
HAPRD18	16 Shelves/No Bins	-	1800	206	831.38
HAPRD18128	16 Shelves w/30128 Shelf Bins	132	1800	371	1,215.18
HAPRD18138	16 Shelves w/30138 Shelf Bins	84	1800	357	1,172.30
HAPRD18158	16 Shelves w/30158 Shelf Bins	72	1800	366	1,213.68
HAPRD18178	16 Shelves w/30178 Shelf Bins	48	1800	350	1,201.10

Bins available in: Yellow, Red, Blue, Green or White -- please specify.



HAPRS18128 with Green Bins

WIRE SHELVING WITH BINS



Shelf Bin Wire Systems

- Available with 12 shelves to efficiently accommodate small parts.

Shelf Bin Wire Systems can be configured for use with 36, 48, 60 or 96 bins providing a versatile system for storage and material handling. Durable and strong polypropylene shelf bins outlast corrugated bins. Bins available in Blue (B), Red (R), Yellow (Y), Green (GRN) or White (W) –please specify. FOB Shipping Point.

Product No.	Bin Dims. L x W x H	SHELF BIN WIRE SYSTEMS		No. of Bins	Bin No.	Wt. (lbs.)	Price Ea.
		Shelf Dims. D x L x H	No. of Shelves				
HAWS143630120	11 1/2 x 4 1/2 x 4"	14 x 36 x 74"	12	96	H30120	150	\$659.76
HAWS143630130	11 1/2 x 6 3/4 x 4"	14 x 36 x 74"	12	60	H30130	145	657.00
HAWS143630150	11 1/2 x 8 3/4 x 4"	14 x 36 x 74"	12	48	H30150	145	630.45
HAWS143630170	11 1/2 x 11 1/2 x 4"	14 x 36 x 74"	12	36	H30170	143	651.68
HAWS183630128	17 1/2 x 4 1/2 x 4"	18 x 36 x 74"	12	96	H30128	190	732.56
HAWS183630138	17 1/2 x 6 3/4 x 4"	18 x 36 x 74"	12	60	H30138	176	701.23
HAWS183630158	17 1/2 x 8 3/4 x 4"	18 x 36 x 74"	12	48	H30158	184	725.49
HAWS183630178	17 1/2 x 11 1/2 x 4"	18 x 36 x 74"	12	36	H30178	175	775.28
HAWS244830124	23 1/2 x 4 1/2 x 4"	24 x 48 x 74"	12	96	H30124	295	1,264.43
HAWS244830164	23 1/2 x 6 3/4 x 4"	24 x 48 x 74"	12	60	H30164	286	1,208.56
HAWS244830184	23 1/2 x 8 3/4 x 4"	24 x 48 x 74"	12	48	H30184	280	1,196.68
HAWS244830174	23 1/2 x 11 1/2 x 4"	24 x 48 x 74"	12	36	H30174	275	1,160.04

AkroBin® Wire Systems

- Available with up to 11 shelves.

A wide variety of shelf configurations are possible with three sizes of shelving available. Durable AkroBins® feature a curved bottom hopper front, to enable easy access of small parts. Bins available in Blue (B), Red (R), Yellow (Y), Stone (S) or Green (GRN)–please specify. FOB Shipping Point.



HAWS184830281

Product No.	AKROBIN® WIRE SYSTEMS		No. of Shelves	No. of Bins	Bin No.	Wt. (lbs.)	Price Ea.
	Bin Dims. L x W x H	Shelf Dims. D x L x H					
HAWS143630320	8 1/2 x 33 x 6"	14 x 36 x 74"	11	20	H30320	124	\$800.16
HAWS143630240	14 1/2 x 8 1/2 x 7"	14 x 36 x 74"	4	36	H30240	120	654.46
HAWS143630250	14 1/2 x 16 1/2 x 7"	14 x 36 x 74"	4	18	H30250	108	519.86
HAWS184830260	18 x 11 x 10"	18 x 48 x 74"	6	24	H30260	155	1,033.27
HAWS183630265*	18 x 8 1/2 x 9"	18 x 36 x 74"	5	18	H30265	116	613.44
HAWS183630270	18 x 16 1/2 x 11"	18 x 36 x 74"	5	9	H30270	106	521.33
HAWS184830280	20 x 12 1/2 x 6"	18 x 48 x 74"	9	24	H30280	181	802.35
HAWS184830281	20 x 12 1/2 x 8"	18 x 48 x 74"	7	18	H30281	151	666.00
HAWS184830282	20 x 12 1/2 x 12"	18 x 48 x 74"	5	12	H30282	121	521.92
HAWS184830283	20 x 18 x 12"	18 x 48 x 74"	5	8	H30283	122	499.71
HAWS1848SAB**	20 x 12 1/2 x 6"	18 x 48 x 74"	6	4	H30280	165	625.20
	20 x 12 1/2 x 8"			4	H30281		
	20 x 12 1/2 x 12"			3	H30282		
	20 x 18 x 12"			4	H30283		

*Available in Blue (B), Red (R), Yellow (Y) or Stone (S) only.
**Available in Blue (B), Red (R) or Yellow (Y) only.

Akro-Tub Wire Systems

- Organize with this system to improve inventory control.
- Ideal for assembly cells, warehouses, stockrooms, and more.

Available with 4 or 7 shelves. Configure for 12 or 24 Akro-Tubs®. Akro-Tubs® feature extra thick walls for strength. Rolled rims provide comfortable handles for lifting and moving. Tubs are Gray in color. FOB Shipping Point.



Product No.	AKROTUB® WIRE SYSTEMS		No. of Shelves	No. of Tubs	Bin No.	Wt. (lbs.)	Price Ea.
	Bin Dims. L x W x H	Shelf Dims. D x L x H					
HAWS1836M34301	17 1/2 x 11 x 8"	18 x 36 x 68"	7	24	H34301	146	\$625.51
HAWS2460M34240	19 x 24 1/2 x 9 1/2"	24 x 60 x 68"	4	12	H34240	169	649.82

System Bin Wire Systems

- Easy and fast set-up gets you organized quickly.

Available with 11 shelves. Holds 10 system bins. Each System Bin is 6 bins in 1 unit to enable you to organize quickly. Bins available in Blue (B), Red (R), Yellow (Y), Stone (S) or Green (GRN) –please specify. FOB Shipping Point.



Product No.	SYSTEM BIN WIRE SYSTEMS		No. of Shelves	No. of Bins	Bin No.	Wt. (lbs.)	Price Ea.
	Bin Dims. L x W x H	Shelf Dims. D x L x H					
HAWS143630312	33 x 12 x 5"	14 x 36 x 74"	11	10	H30312	131	\$649.55
HAWS183630318	33 x 18 x 5"	18 x 36 x 74"	11	10	H30318	167	798.42

Stak-N-Store Wire Systems

- Maximize space utilization - ideal for bulky items.

Available with shelves and come with 8, 9 or 12 bins. Bins feature a wide hopper front for easy access. Bins available in Blue (B), Red (R) or Gray (GRY) –please specify. FOB Shipping Point.



Product No.	STAK-N-STORE WIRE SYSTEMS		No. of Shelves	No. of Bins	Bin No.	Wt. (lbs.)	Price Ea.
	Bin Dims. L x W x H	Shelf Dims. D x L x H					
HAWS184813017	15 1/2 x 19 1/2 x 12 1/2"	18 x 36 x 74"	5	9	H13017	119	\$460.53
HAWS183613014	17 1/2 x 10 1/2 x 12 1/2"	18 x 36 x 74"	5	12	H13014	99	433.06
HAWS183613018	17 1/2 x 16 1/2 x 12 1/2"	18 x 36 x 74"	5	8	H13018	94	402.14
HAWS1836SNS	17 1/2 x 10 1/2 x 12 1/2"	18 x 36 x 74"	5	6	H13014	96	457.34
	15 1/2 x 19 1/2 x 12 1/2"			6	H13017		

Nest & Stack Wire Systems

- Simplify your workflow with this nest & stack bin system.

Available with 4 or 9 shelves to customize to your material handling requirements. Configure your system with 12 or 36 Nest & Stack Totes. Nest & Stack Totes are ideal for transfer applications. Nest when empty. Optional tote lids protect contents from dust-contact dealer. Built-in label holders allow quick content identification. Bins available in Blue (B), Red (R) or Gray (GRY) –please specify. FOB Shipping Point.



Product No.	NEST & STACK WIRE SYSTEMS		No. of Shelves	No. of Totes	Bin No.	Wt. (lbs.)	Price Ea.
	Bin Dims. L x W x H	Shelf Dims. D x L x H					
HAWS183635180	18 x 11 x 6"	18 x 36 x 74"	9	36	H35180	176	\$761.57
HAWS246035225	23 1/2 x 19 1/2 x 10"	24 x 60 x 74"	4	12	H35225	179	663.71

Shelving Systems

- The ultimate system for small parts organization.
- Includes yellow polypropylene shelf bins with hopper fronts.

Made from high-grade 22 ga. steel with baked enamel finish for lasting durability. Features a "sanitary" closed base that keeps debris and small parts from underneath the shelving. Units are easy to assemble using nuts and bolts only on the top and bottom shelves. All other shelves are quickly assembled and can be adjusted when necessary using compression clips. FOB Shipping Point.

Product No.	Description	13 SHELF, 12"D. SHELF BIN SYSTEM		Bin Qty.	Wt. (lbs.)	Price Ea.
		Bin Product No.	Overall Size D x W x H			
HAS1279	Shelving, no bins	-	12 x 36 x 79"		88	\$467.39
HAS1279110Y	Shelving w/bins	H30110	12 x 36 x 79"	11 1/2 x 2 1/4 x 4"	144	129 650.91
HAS1279120Y	Shelving w/bins	H30120	12 x 36 x 79"	11 1/2 x 4 1/4 x 4"	96	125 626.73
HAS1279130Y	Shelving w/bins	H30130	12 x 36 x 79"	11 1/2 x 6 3/4 x 4"	60	120 604.21
HAS1279150Y	Shelving w/bins	H30150	12 x 36 x 79"	11 1/2 x 8 3/4 x 4"	48	121 569.03
HAS1279170Y	Shelving w/bins	H30170	12 x 36 x 79"	11 1/2 x 11 1/2 x 4"	36	119 621.23
13 SHELF, 18"D. SHELF BIN SYSTEM						
HAS1879	Shelving, no bins	-	18 x 36 x 79"		114	578.28
HAS1879128Y	Shelving w/bins	H30128	18 x 36 x 79"	17 1/2 x 4 1/4 x 4"	96	171 799.21
HAS1879138Y	Shelving w/bins	H30138	18 x 36 x 79"	17 1/2 x 6 3/4 x 4"	60	156 769.91
HAS1879158Y	Shelving w/bins	H30158	18 x 36 x 79"	17 1/2 x 8 3/4 x 4"	48	165 807.99
HAS1879178Y	Shelving w/bins	H30178	18 x 36 x 79"	17 1/2 x 11 1/2 x 4"	36	156 818.97



Shelving Systems

STORAGE BINS

Cross-Stack Akro Tub



- Rugged, industrial-grade 90° nest and stack tub.
- Nesting when empty conserves storage space.

Made from durable FDA-approved materials. Extra-thick walls and reinforcing ribs provide superior strength. Smooth surface is easy to clean. Molded-in handles for easy lifting. Stacking grooves allow stable 90° stacks. Compatible with standard 36"W. shelving and conveyor systems. Available in Blue, Gary, or Natural -- please specify. FOB Shipping Point.



H34305 with H34005 Lid

CROSS STACK AKRO TUBS						
Product No.	Top O.D. L x W x H	Cap. (Cu. Ft.)	Cap. (gals.)	Ctn. Qty.	Ctn. Wt. (lbs.)	Price Ea.
H34301	17.25 x 11 x 8"	0.52	3.85	6	33	\$8.29
H34302	17.25 x 11 x 12"	0.74	5.51	6	33	12.45
H34303	23.75 x 17.25 x 8"	1.31	9.81	6	33	17.16
H34304	23.75 x 17.25 x 12"	1.92	14.38	6	33	19.76
H34305	25 x 16 x 8.5"	1.25	9.75	6	25	16.51
NEST ONLY TUB						
H34240	19 x 24.5 x 9.5"	-	-	6	33	25.91

H34005 Lid for H34305 available in Blue, Gray or Natural - please specify. 6/pkg. Pkg Wt. 13 (lbs.) Price Ea. \$12.07. Sold in package quantities.

Akro-Grids

- These divider boxes provide maximum versatility in standard work-in-progress or as a transfer container.

Intersecting dividers allow the container to be subdivided in separate compartments as small as 1 1/8" sq. Injection-molded from high density polyethylene -- resists most solvents and chemicals. Compatible with most racks, shelving and automated material handling equipment. Available in Red, Blue, or Gray -- please specify.



Dividers, lids and label holders sold separately. FOB

CONTAINERS											
Product No.	Outside Size L x W x H	Inside Size					Cap. Cu. Ft.	Weight Cap. (lbs.)	Ctn. Qty.	Wt. (lbs.)	Price Ea.
		A	B	C	D	E					
H33105	10 1/2 x 8 1/4 x 5"	6 1/4"	9 3/8"	9 1/8"	6 1/2"	4 3/8"	0.16	25	20	18	\$7.40
H33164	16 1/2 x 10 7/8 x 4"	9 3/8"	14 1/8"	14 3/8"	9 3/8"	3 3/8"	0.29	20	12	20	9.09
H33166	16 1/2 x 10 7/8 x 6"	9 3/8"	14 3/8"	14 3/8"	9 3/8"	5 3/8"	0.44	35	8	16	13.35
H33168	16 1/2 x 10 7/8 x 8"	9 3/8"	14 3/8"	14 3/8"	9 3/8"	7 3/8"	0.59	40	6	15	15.74
H33220	22 1/2 x 17 3/8 x 10"	15 1/8"	20 1/8"	19 3/8"	14 3/8"	9 3/8"	1.66	50	2	13	25.95
H33223	22 1/2 x 17 3/8 x 3"	15 1/8"	20 1/8"	20 1/8"	15 3/8"	2 1/2"	0.47	30	6	17	15.94
H33224	22 1/2 x 17 3/8 x 4"	15 1/8"	20 1/8"	20 1/8"	15 3/8"	3 3/8"	0.61	30	6	22	16.53
H33226	22 1/2 x 17 3/8 x 6"	15 1/8"	20 1/8"	19 3/8"	14 3/8"	5 3/8"	0.96	40	4	18	19.63
H33228	22 1/2 x 17 3/8 x 8"	15 1/8"	20 1/8"	19 3/8"	14 3/8"	7 3/8"	1.30	50	3	16	25.72

LIDS				
Product No.	Fit Box No.	Ctn. Qty.	Wt. (lbs.)	Price Ea.
H33011	H33105	10	4	\$4.24
H33061	H33164, H33166, H33168	4	4	6.41
H33023	H33220, H33224, H33226, H33228, H33223	3	6	11.55
SHORT DIVIDERS				Price Per Pkg.
H41105	H33105	6	1	6.43
H41164	H33164	6	1	9.78
H41166	H33166	6	1	10.98
H41168	H33168	6	2	11.80
H41220	H33220	6	2	27.13
H41223	H33223	6	1	14.59
H41224	H33224	6	1	14.14
H41226	H33226	6	2	15.99
H41228	H33228	6	2	20.99
LONG DIVIDERS				Price Per Pkg.
H42105	H33105	6	1	6.80
H42164	H33164	6	1	13.17
H42166	H33166	6	2	13.23
H42168	H33168	6	3	15.80
H42220	H33220	6	3	31.01
H42223	H33223	6	1	16.52
H42224	H33224	6	2	16.65
H42226	H33226	6	3	18.22
H42228	H33228	6	3	23.64
LABEL HOLDERS				Price Per Pkg.
H35011	All	6	1	11.71

Stak-N-Store Bins

- The perfect way to organize heavy, bulky supplies.
- Bins stack to form tall, stable storage arrangements on floors or standard shelving.

Built tough for 75 lb. load capacity. Features large comfort grip handles. Large radius corners and a curved upper lip add strength. Side ribs insure stability when stacked. Wide-hopper front allows easy access. Available in Red, Blue, Gray or Clear -- please specify. FOB Shipping Point.

STAK-N-STORE BINS				
Product No.	Top O.D. L x W x H	Ctn. Qty.	Ctn. Wt. (lbs.)	Price Ea.
H13014	17.5 x 10.875 x 12.5"	4	12	\$14.46
H13018	17.5 x 16.5 x 12.5"	2	8	17.94
H13017*	15.25 x 19.875 x 12.4375"	3	13	18.35

* Also available in White. Sold in case quantities.



Multi-Load Tote

- Versatile tote for general storage and logistics applications. 80 lb. Capacity.
- Ideal for maximizing space in Mini-Load Automated Storage and Retrieval System (ASRS).

Reinforced bottom, ribbed side walls and a reinforced rim for added strength and stability. The unique sidewall clip design allows cups and dividers to attach quickly and securely to the tote, offering maximum flexibility to the user. Sorting cups can be mixed in a single tote for maximum flexibility. Straight walls for efficient cubing on pallets and ASRS systems. Designated 2" x 4" label areas on length side of tote. FOB Shipping Point.



Tote Shown with Optional Sorting Cups

Product No.	Description	Overall Size L x W x H	Ctn. Qty.	Wt. (lbs.)	Price Ea.
MULTI-LOAD TOTE					
H38358	Multi-Load Tote, Gray	23 3/4 x 15 1/4 x 8 3/16"	4	22	\$22.23
SORTING CUPS					
H3800BYEL	Sorting Cup - 1/8 Cup, Yellow	7 1/4 x 5 3/8 x 8 3/16"	12	14	6.66
H38004RED	Sorting Cup - 1/4 Cup, Red	15 1/2 x 5 3/8 x 8 3/16"	6	12	12.59
DIVIDERS					
H48300	Length Divider, Black	-	1	0.1	5.76
H48301	Width Divider, Black	-	3	0.3	12.71

Sold in case quantities.

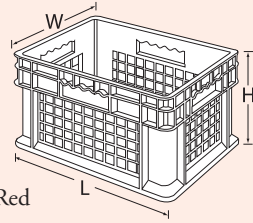
BINS & CONTAINERS



Straight Wall Containers

- Durable and reusable containers perfect for shipping, storage, and work-in-process usage.
- Designed with straight walls to provide efficient internal and external usage of space.

These straight wall containers have smooth inner walls that make cleaning easy and sanitary. The mesh sides allow excellent hot or cold air ventilation. Manufactured from injection-molded high-density polyethylene. Available in 4 sizes and 3 styles. Gray or Red in color -- please specify. FOB Shipping Point.



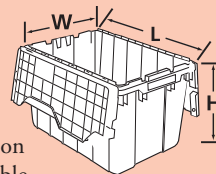
Product No.	Description	Outside Dimensions L x W x H	Inside Dimensions L x W x H	Ctn. Qty.	Wt. (lbs.) Ctn.	Price Ea.
H37208	Mesh Side/Base	15½ x 11¼ x 8½"	14¼ x 10¼ x 8"	12	29	\$15.05
H37278	Mesh Side/Solid Base	15½ x 11¼ x 8½"	14¼ x 10¼ x 8"	12	35	16.63
H37288	Solid Side/Base	15½ x 11¼ x 8½"	14¼ x 10¼ x 8"	12	40	15.94
H37608	Mesh Side/Base	23¾ x 15¾ x 8½"	22¼ x 14¼ x 8"	4	16	21.92
H37678	Mesh Side/Solid Base	23¾ x 15¾ x 8½"	22¼ x 14¼ x 8"	4	19	26.38
H37688	Solid Side/Base	23¾ x 15¾ x 8½"	22¼ x 14¼ x 8"	4	21	23.99
H37612	Mesh Side/Base	23¾ x 15¾ x 12½"	22¼ x 14¼ x 12"	3	15	23.64
H37672	Mesh Side/Solid Base	23¾ x 15¾ x 12½"	22¼ x 14¼ x 12"	3	17	32.36
H37682	Solid Side/Base	23¾ x 15¾ x 12½"	22¼ x 14¼ x 12"	3	21	31.59
H37616	Mesh Side/Base	23¾ x 15¾ x 16½"	22¼ x 14¼ x 16"	2	13	27.48
H37676	Mesh Side/Solid Base	23¾ x 15¾ x 16½"	22¼ x 14¼ x 16"	2	14	35.06
H37686	Solid Side/Base	23¾ x 15¾ x 16½"	22¼ x 14¼ x 16"	2	18	37.55

Order in carton quantities.

Attached Lid Containers


- These Industrial strength Attached Lid Containers form a reusable, versatile, economical system for order picking, distribution, shipping or storage.
- Attached lids snap securely closed to protect contents from dust or damage.

Durable and economical containers interwork for easy pallet loading. -- they stack one on top of the other when closed, nest when not in use for optimal compact storage. Available in Blue or Gray--please specify. FOB Shipping Point.



Product No.	Outside Dimensions L x W x H	ATTACHED LID CONTAINERS		Cap. Cu. Ft.	Cap. (Gal.)	Ctn. Qty.	Ctn. Wt. (lbs.)	Price Ea.
		Top Inside Dimensions L x W x H	Bottom Inside Dimensions L x W					
H39085	21½ x 15 x 9"	19¾ x 14½ x 8½"	18¾ x 13¼"	1.1	8.5	6	37	\$22.39
H39120	21½ x 15 x 12½"	19¾ x 14½ x 12"	18¾ x 13¼"	1.6	12.0	6	40	24.25
H39160*	27 x 17 x 12½"	25 x 15½ x 11"	23½ x 14"	2.3	16.9	1	9	34.93
H39170	21½ x 15 x 17"	19¾ x 14½ x 16½"	18¾ x 13¼"	2.3	17	3	25	26.98
H39175*	24 x 19½ x 12½"	22 x 18 x 11"	20½ x 16½"	2.3	17.2	1	10	38.49
H39280*	28 x 21 x 15½"	26 x 19 x 14"	25 x 18"	3.8	28.6	1	14	67.69

Order in carton quantities.
*Available in Gray only.



Nest and Stack Totes



- Heavy-duty industrial grade totes ideal for shipping, transfer, and storage applications.
- Made of durable high-density polypropylene - will not rust, corrode, or bend out of shape even when fully loaded.

Heavy-duty construction provides a superior service life resulting in lower replacement costs than "budget-priced" totes. Smooth surfaces are easy to clean and are resistant to most solvents and chemicals. Available optional lids protect contents from dust and damage. Stackable with or without lids for shipping. When empty and without lids, totes nest for space saving storage. Available in Red, Blue or Gray -- please specify. Gray totes manufactured from FDA-approved materials. FOB Shipping Point.

Label Holders

Clear plastic holders attach easily to NST's with or without the lid in place. Holders accommodate labels up to 3¼" x 5". 6 holders per package.

H35010 Optional Label Holder
Wt. 1 (lbs.) Price/Pkg. \$13.49

Product No.	Outside Dimensions L x W x D	CONTAINERS					Cap. Cu. Ft.	Ctn. Qty.	Ctn. Wt. (lbs.)	Price Ea.	LIDS			
		A	B	C	D	E					Product No.	Ctn. Qty.	Ctn. Wt. (lbs.)	Price Ea.
H35180	18 x 11 x 6"	10"	16"	15½"	9¾"	5½"	0.5	6	12	\$11.29	H35181	6	7.0	\$7.60
H35185	18 x 11 x 9"	10"	16"	15½"	9¾"	8½"	0.8	6	15	13.62	H35181	6	7.0	7.60
H35190	19½ x 15½ x 10"	14½"	17"	16"	13½"	9½"	1.2	6	23	21.11	H35191	6	11.0	10.22
H35195	19½ x 15½ x 13"	14½"	17"	15½"	13½"	12½"	1.7	6	26	21.93	H35191	6	11.0	10.22
H35200	19½ x 13½ x 8"	12½"	17½"	16½"	11½"	7½"	0.8	6	23	18.60	H35201	6	10.0	11.40
H35225	23½ x 19½ x 10"	18¼"	20½"	19½"	16½"	9½"	2.0	3	18	26.62	H35231	3	10.0	15.21
H35230	23½ x 19½ x 13"	18½"	20½"	19½"	16½"	12½"	2.6	3	21	31.70	H35231	3	10.0	15.21
H35240	23½ x 15½ x 12"	14¼"	20½"	19½"	13"	11½"	1.7	3	20	28.82	H35241	3	8.0	16.03
H35300	29½ x 19½ x 15"	18¼"	25½"	25½"	16½"	14½"	3.7	3	32	54.48	H35301	3	12.5	23.05

Order in carton quantities.

STORAGE CONTAINERS



LewisBins Parts Bins

- High quality polypropylene bins for secure storage of small parts.
- Hopper front with curved design enables convenient part retrieval.



Slide-In Divider


Helps keep parts organized. Features wide stacking ridge for stacking to save space. Large front label slot allows bar code or ID card. Hang bins on metal storage systems or simply stack them on work surface. The ideal solution for work-in-process, storage and inventory control. Works with most other brands of bins, shelving and metal storage systems. Available in 7 industry standard sizes and comes in 5 vibrant colors. Available in Red, Blue, Yellow, Green and Sand -- please specify. FOB Shipping Point.

Product No.	Outside Size L x W x H	Hanging On Rack Cap. (lbs.)	Ctn. Qty.	Wt. (lbs.) Ea.	Price Ea.
HPB54-3	5 1/2 x 4 1/2 x 3"	15	24	0.17	\$1.04
HPB74-3	7 1/2 x 4 1/2 x 3"	25	24	0.24	1.74
HPB105-5	10 1/2 x 5 1/2 x 5"	30	12	0.62	4.43
HPB108-7	10 1/2 x 8 1/2 x 7"	100	6	0.99	7.65
HPB1011-5	10 1/2 x 11 x 5"	50	6	0.99	7.09
HPB104-4	10 1/2 x 4 1/2 x 4"	30	12	0.48	3.16
HPB1405-5	14 1/2 x 5 1/2 x 5"	50	12	1.0	6.04
HPB148-7	14 1/2 x 8 1/2 x 7"	60	12	1.45	9.24
HPB1416-7	14 1/2 x 16 1/2 x 7"	110	6	2.40	13.06
HPB1808-9	18 x 8 1/2 x 9"	60	6	2.1	15.87
HPB1811-10	18 x 11 x 10"	75	4	2.4	20.51
HPB1816-11	18 x 16 1/2 x 11"	75	3	3.2	24.72

Slide-In Dividers

Helps keep contents organized for instant selection. Durable Black polystyrene construction. FOB Shipping Point.

Product No.	SLIDE IN DIVIDERS Fits Bin Model	Ctn. Qty.	Price Ea.
HDPB5-3	HPB54-3	6	\$0.79
HDPB7-3	HPB74-3	6	0.87
HDPB10-5	HPB105-5, HPB1011-5	6	1.26
HDPB10-7	HPB108-7	6	1.60
HDPB14-5	HPB1405-5	6	1.82
HDPB14-7	HPB148-7, HPB1416-7	6	1.96
HDPB18-9	HPB1808-9	6	4.13
HDPB18-10	HPB1811-10, HPB1816-11	6	4.47



(Shown with Optional Mobile Kit)

Rail Floor Stands

- Includes bin assortment.
- Stands up to heavy-duty industrial use.

Single or double-sided stands meet a wide variety of storage and work-in-process needs. Made of durable 16 ga. steel. Add a mobile kit to double sided floor stand for greater versatility. Durable Gray enamel finish. FOB Shipping Point.

Product No.	RAIL FLOOR STANDS -- INCLUDES BINS Description	Size H x L	No. Bins	Wt. (lbs.)	Price Ea.
HFS114-BMPB	1 sided, 14 rails	54 x 36"	40	87.4	\$367.85
HFS214-BMPB	2 sided, 14 rails	54 x 36"	80	121.8	550.51
HMK4000-B	Mobile Kit w/4" casters for 2 sided floor stand.				Wt. 7 (lbs.) Price Ea. \$77.68

ESD-Safe® Plastibox® Containers

- Organize and store electronically sensitive parts and supplies.
- Features label insert area for easy identification.

Permanently conductive with surface resistivity <math>< 1.0 \times 10^5</math> ohms/square. Bins hang on most louvered panels or rails for fast, efficient part retrieval. Available with or without molded-dividers. Black in color. FOB Shipping Point.



Product No.	ESD-SAFE PLASTIBOX® Outside Size L x W x H	Carton Qty.	Wt. (lbs.)	Price Ea.	Product No.	WITH DIVIDERS Carton Qty.	Wt. (lbs.)	Price Ea.
HPB10-FXL	3.5 x 4 x 2"	24	0.1	\$5.01	HPB10-XXL	24	0.1	\$5.07
HPB20-FXL	7 x 4 x 2.9"	24	0.3	4.56	HPB20-XXL	24	0.3	8.54
HPB22-FXL	6.6 x 8.8 x 2.9"	12	0.4	12.60	HPB22-XXL	12	0.5	14.41
HBP30-FXL	9.5 x 5.8 x 5"	12	0.6	9.93	HBP30-XXL	12	0.7	18.26
HPB31-FXL	9.3 x 8.8 x 5"	8	0.8	22.71	HPB31-XXL	8	0.9	25.31
HPB40-FXL	12.8 x 8.1 x 6"	12	1.3	25.47	—	—	—	—
HPB41-FXL	12.8 x 11.4 x 6"	12	1.5	30.82	HPB41-XXL	12	1.7	33.15
HPB50-FXL	18.5 x 11.6 x 7.1"	6	2.2	46.32	—	—	—	—

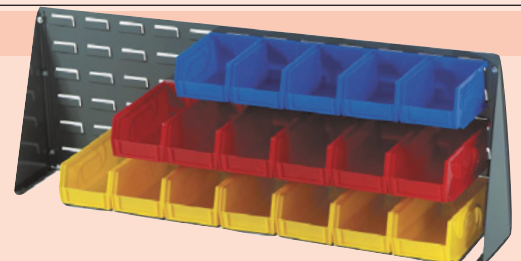
Metal STORAGE SYSTEMS

Wall Mounted Louvered Panels

- Makes efficient use of work and storage space.
- Mounts securely to walls in your work area.

Made of 16 ga. steel construction for strong hanging support. Ideal for picking and maintenance applications. These systems work with both LEWISBins as well as most other brands of bins. Durable Gray enamel finish. Order bins separately. FOB Shipping Point.

Louvered Panels - Shown with Parts Bins. Bins Sold Separately.



Bench Assemblies

- Made form 16 ga. steel for strength and stability.
- Louvers securely support bins.

Space saving storage center keeps parts within easy reach. Accommodates smaller size bins. Includes panel, leg and fasteners. Durable Gray enamel finish. Order bins separately. FOB Shipping Point.

Product No.	WALL MOUNTED LOUVERED PANEL Size H x L	Wt. Cap. (lbs.)	Wt. (lbs.)	Price Ea.
HLP1818-CST	18 x 18"	160	5.4	\$21.21
HLP1236-CST	12 x 36"	160	7.1	28.21
HLP1836-CST	18 x 36"	160	10.8	29.68
BENCH ASSEMBLY				
HLPA1818-CST	18 x 18"	130	5.9	47.19
HLPA1236-CST	12 x 36"	100	8.3	52.21
HLPA1836-CST	18 x 36"	130	13.2	53.68


STORAGE SYSTEMS



Shelf Bins

- 4" and 6" shelf bins designed for 12", 18" and 24" depth shelving units.
- Add efficiency with optional length or width shelf bin dividers.

Injection molded bins designed to replace limited use corrugated boxes for long term cost savings. Feature a raised hopper allowing up to 35% more material storage than comparable bins. A rolled-rim design with molded-in rib structure ensures bin integrity limiting damage and preventing vacuum lock when nested. Bins available in Red, Blue, Yellow and Green -- please specify. Experience enhanced picking and inventory control with the Kanban width dividers. Stock shelf bin to desired level using optional kanban divider to designate the "reserve inventory". When inventory is depleted, repetition kanban divider to the front of the bin to provide a visual cue that inventory levels are low and need replenishment. Width dividers available in Kanban Orange and Black -- please specify. Optional full length dividers lock into bin creating a second storage compartment. FOB Shipping Point.



Product No.	Outside Size L x W x H	SHELF BINS			WIDTH DIVIDERS (BLACK OR ORANGE)				LENGTH DIVIDERS (BLACK ONLY)		
		Ctn. Qty.	Wt. (lbs.)	Price Ea.	Product No.	Ctn. Qty.	Price Ea. Black	Price Ea. Orange	Product No.	Ctn. Qty.	Price Ea. Black
HSB122-4	11 1/2 x 2 3/4 x 4"	36	0.3	\$1.56	-	-	-	-	-	-	-
HSB124-4	11 1/2 x 4 1/2 x 4"	24	0.3	1.57	HDVSB4-4	40	\$0.57	\$0.65	HDLSB12-4	24	\$1.49
HSB126-4	11 1/2 x 6 1/2 x 4"	12	0.4	2.46	HDVSB6-4	40	0.68	0.74	HDLSB12-4	24	1.49
HSB128-4	11 1/2 x 8 1/2 x 4"	12	0.5	2.66	HDVSB8-4	40	1.04	1.15	HDLSB12-4	24	1.49
HSB1211-4	11 1/2 x 11 1/2 x 4"	12	0.7	4.00	HDVSB11-4	40	1.26	1.40	HDLSB12-4	24	1.49
HSB124-6	11 1/2 x 4 1/2 x 6"	16	0.5	2.79	HDVSB4-6	24	0.72	0.79	HDLSB12-6	24	1.76
HSB126-6	11 1/2 x 6 1/2 x 6"	8	0.6	3.71	HDVSB6-6	24	0.87	0.96	HDLSB12-6	24	1.76
HSB128-6	11 1/2 x 8 1/2 x 6"	8	0.8	4.18	HDVSB8-6	24	1.66	1.82	HDLSB12-6	24	1.76
HSB1211-6	11 1/2 x 11 1/2 x 6"	8	0.9	6.44	HDVSB11-6	24	1.94	2.13	HDLSB12-6	24	1.76
HSB184-4	17 1/2 x 4 1/2 x 4"	24	0.5	2.21	HDVSB4-4	40	0.57	0.65	HDLSB18-4	24	2.12
HSB186-4	17 1/2 x 6 1/2 x 4"	12	0.6	3.01	HDVSB6-4	40	0.68	0.74	HDLSB18-4	24	2.12
HSB188-4	17 1/2 x 8 1/2 x 4"	12	0.8	4.18	HDVSB8-4	40	1.04	1.15	HDLSB18-4	24	2.12
HSB1811-4	17 1/2 x 11 1/2 x 4"	12	1.0	6.60	HDVSB11-4	40	1.26	1.40	HDLSB18-4	24	2.12
HSB184-6	17 1/2 x 4 1/2 x 6"	16	0.7	3.54	HDVSB4-6	24	0.72	0.79	HDLSB18-6	24	2.28
HSB186-6	17 1/2 x 6 1/2 x 6"	8	1.0	4.57	HDVSB6-6	24	0.87	0.96	HDLSB18-6	24	2.28
HSB188-6	17 1/2 x 8 1/2 x 6"	8	1.2	5.43	HDVSB8-6	24	1.66	1.82	HDLSB18-6	24	2.28
HSB1811-6	17 1/2 x 11 1/2 x 6"	8	1.3	10.43	HDVSB11-6	24	1.94	2.13	HDLSB18-6	24	2.28
HSB244-4	23 1/2 x 4 1/2 x 4"	12	0.8	4.24	HDVSB4-4	40	0.57	0.65	HDLSB24-4	24	2.35
HSB246-4	23 1/2 x 6 1/2 x 4"	6	1.0	5.90	HDVSB6-4	40	0.68	0.74	HDLSB24-4	24	2.35
HSB248-4	23 1/2 x 8 1/2 x 4"	6	1.2	7.16	HDVSB8-4	40	1.04	1.15	HDLSB24-4	24	2.35
HSB2411-4	23 1/2 x 11 1/2 x 4"	6	1.3	8.79	HDVSB11-4	40	1.26	1.40	HDLSB24-4	24	2.35

HDVSB dividers available in Black and Orange - please specify color. HDLSB dividers are Black.

Shelf Systems With Hopper Fronts

- Shelving combines with convenient hopper front bins for maximum parts organization and retrieval.
- Complete with shelving and bins.

Designed for large storage capacity and ease of use. Rugged storage unit is easy to assemble with nut and bolt construction. 20 ga. shelving allows maximum weight capacity per shelf. Ships unassembled. Bins available in Red, Blue or Yellow -- please specify. FOB Shipping Point.

Product No.	Bin Cap.	Size L x W x H	Bin Size L x W x H	Wt. (lbs.)	Price Ea.
HMPB1416-7-14	14	36 x 18 x 75"	14 1/2 x 16 1/2 x 7"	130.6	\$481.87
HMPB148-7-28	28	36 x 18 x 75"	14 1/2 x 8 1/2 x 7"	137.6	555.09
HMPB1405-5-60	60	36 x 18 x 73"	14 1/2 x 15 1/2 x 5"	92	733.10
HMPB1808-9-24	24	36 x 18 x 73"	18 x 18 1/2 x 9"	92	656.41
HMPB1811-10-15	15	36 x 18 x 73"	18 x 11 x 10"	92	585.41
HMPB1816-11-10	10	36 x 18 x 73"	18 x 16 1/2 x 11"	92	494.28



HMPB1416-7-14




HMPB148-7-28

Shelf Systems With Storage Bins

- Up to 96 bin capacity for storage and organization of small parts or supplies.
- For superior storage capacity and strength.

Rugged 20 ga. steel shelving combines with sturdy storage bins for greater efficiency. Complete with 13 shelves. Easy to assemble nut and bolt construction. Ships unassembled. Bins available in Red, Blue or Yellow -- please specify. FOB Shipping Point.



HMSB1204-6-60


HMSB1804-7-60

Metal Storage Cabinets

- All-purpose storage cabinets keeps your valuable parts secure and organized.
- Available with multi-colored bins for color coding of small parts.

Rugged and durable metal storage cabinets provide maximum security against theft. Heavy gauge steel construction stands up to daily use.

The perfect organizational cabinet. FOB Shipping Point.



HCAB60-MPB

38"D. STORAGE CABINET					
Product No.	Bin Cap.	Size W x D x H	Includes	Wt. (lbs.)	Price Ea.
HCAB38-MPB	134	38 x 24 x 72"	48 blue bins -- 5 1/2"L. x 4 1/2"W. x 3"H. 48 red bins -- 7"L. x 4 1/2"W. x 3"H. 30 red bins -- 10 1/2"L. x 5 1/2"W. x 5"H. 8 yellow bins -- 14 1/2"L. x 16 1/2"W. x 7"H.	368	\$1,514.51
48" STORAGE CABINET					
HCAB48-MPB	180	48 x 24 x 72"	64 blue bins -- 5 1/2"L. x 4 1/2"W. x 3"H. 64 red bins -- 7"L. x 4 1/2"W. x 3"H. 40 red bins -- 10 1/2"L. x 5 1/2"W. x 5"H. 4 yellow bins -- 14 1/2"L. x 8 1/2"W. x 7"H. 8 yellow bins -- 14 1/2"L. x 16 1/2"W. x 7"H.	440	1,668.93
60" STORAGE CABINET					
HCAB60-MPB	252	60 x 24 x 72"	96 blue bins -- 5 1/2"L. x 4 1/2"W. x 3"H. 96 red bins -- 7"L. x 4 1/2"W. x 3"H. 30 red bins -- 10 1/2"L. x 5 1/2"W. x 5"H. 21 yellow bins -- 14 1/2"L. x 8 1/2"W. x 7"H. 9 yellow bins -- 14 1/2"L. x 16 1/2"W. x 7"H.	540	2,172.94

12" DEEP UNITS						
Product No.	Bin Cap.	Shelf Cap. (lbs.)	Size W x L x H	Bin Size W x D x H	Wt. (lbs.)	Price Ea.
HMSB1204-4-96	96	350	36 x 12 x 75"	12 x 4.3 x 4"	119.8	\$492.93
HMSB1204-6-60	60	350	36 x 12 x 75"	12 x 5.6 x 4"	121	489.44
HMSB1204-8-48	48	350	36 x 12 x 75"	12 x 8.5 x 4"	115	469.88
18" DEEP UNITS						
HMSB1804-4-96	96	410	36 x 18 x 75"	17.6 x 4.3 x 4"	187.4	638.29
HMSB1804-7-60	60	410	36 x 18 x 75"	17.7 x 6.6 x 4"	185	608.65
24" DEEP UNITS						
HMSB2404-7-60	60	450	36 x 24 x 75"	23.6 x 6.7 x 4"	243	868.71

POLY CONTAINERS

PROVIDES MAXIMUM space utilization.

Polylewton® Stack-N-Nest Containers

- Stack with or without covers.
- Nest at alternating 180° positions.

Provides maximum space utilization. Ideal in general manufacturing, food processing and distribution uses. Temperature resistant 0°F to 120°F. Easily cleanable and ideal for handling unpackaged goods. Containers won't rust, rot or corrode. Resistant to the damaging effects of oil, most chemical solvents, water and steam. Uniform container weight. Safe to handle – no sharp edges, burrs or splinters. Maximum 70 lbs. load capacity per container – 300 lbs. stacked. Available in Gray, Red and Blue – please specify. Metal dollies are available for Polylewton® containers. Please contact dealer for price and availability. FOB Shipping Point.



Product No.	Outside Dim.		Inside Dim.		Height	Vol Cu. Ft.	Wt. (lbs.) Ea.	Price Ea.	COVERS	
	Top L x W	Bottom L x W	Top L x W	Bottom L x W					Product No.	Price Ea.
HSN2012-6	20.1 x 13"	18.5 x 11.5"	18.1 x 12"	17.3 x 11.3"	6.2"	0.6	3.3	\$12.25	HCSN2012-1	\$7.00
HSN2013-12	19.4 x 12.9"	17.3 x 10.9"	15.8 x 11.8"	14.8 x 10.6"	12.1"	1.3	4.2	19.32	HCSN2013-1	6.68
HSN2117-12	21 x 17"	18.8 x 15"	17.4 x 15.8"	17.4 x 14.8"	12"	1.8	5.4	27.50	HCSN2117-1	9.32
HSN2414-8	24 x 14.1"	21.8 x 11.5"	19.5 x 12.3"	18.5 x 11.3"	7.9"	1.1	4.9	17.28	HCSN2414-1	7.32
HSN2420-13	24 x 20"	21.6 x 17.7"	21.5 x 18.8"	20.4 x 17.4"	13"	2.7	5.5	28.06	HCSN2420-1	13.49
HSN2618-10	26.1 x 18.7"	24 x 15.9"	23.4 x 17.4"	22.3 x 15.7"	10.5"	2.1	5.3	27.90	HCSN2618-1	12.68
HSN2818-10	28.4 x 18.7"	26 x 15.9"	25.6 x 17.4"	24.6 x 15.7"	10.5"	2.3	6.9	29.00		
HSN3022-6	29.6 x 22.4"	28.3 x 21"	27.6 x 21.4"	26.1 x 20.5"	6.1"	2.1	6.8	27.21		
HSN3024-15	30.1 x 24"	27 x 21"	27.6 x 22.5"	25.8 x 20.8"	15.1"	4.7	8.9	56.81		

Fiberglass Plexton® Containers



- Durable 500 lb. load-carrying capacity.
- Bottom container in a stack supports up to 3000 lbs.

Stack-N-Nest containers have a uniform .1" wall thickness that provides extra strength and durability. Smooth outside surface and radius angles are safe to handle, easy and clean and have no protrusions or sharp edges. Compression molded of high strength reinforced polyester resin – provides stability and capacity to withstand extreme temperatures of – 60°F to +300°F. Ideal for heavy duty storage, work-in process and distribution uses. Consistent tare weights make weighing of parts much easier and quicker. Please specify color – see chart. FOB Shipping Point.



Product No.	Size L x W x H	Stock Colors	STACK-N-NEST CONTAINERS			Cover Product No.	Price Ea.	Dollies Product No.	Price Ea.
			Qty. Ctn.	Wt. (lbs.) Ea.	Price Ea.				
HSN1610-5-P	17.9 x 10.8 x 5"	Gray, Green, Red, Lt. Blue, Lt Yellow	10	3.3	\$18.76	HCSN1610-1	\$14.81	HD0C1610-1	\$74.46
HSN1812-6-P	19.8 x 12.8 x 6"	Gray, Green, Red, Lt. Blue, Lt Yellow	10	4.2	23.46	HCSN1812-1	15.96	HD0C1812-1	74.99
HSN1812-8-P	20.6 x 13 x 8"	Gray, Green, Red, Lt. Blue, Lt Yellow	10	5.4	27.32	HCSN2013-1	22.24	HD0C2013-1	81.79
HSN2010-7-P	24.1 x 11.4 x 6.9"	Gray, Green, Red, Lt. Blue, Lt Yellow	10	4.9	29.35	HCSN2010-1	18.54	HD0C2010-1	76.82
HSN2010-9-P	24.1 x 11.4 x 9"	Gray, Green, Red, Lt. Blue, Lt Yellow	10	5.5	31.13	HCSN2010-1	18.54	HD0C2010-1	76.82
HSN2214-5-P	24.3 x 14.8 x 5.1"	Gray, Green, Red, Lt. Blue, Lt Yellow	8	5.3	30.32	HCSN2214-1	19.91	HD0C2214-1	78.99
HSN2214-8-P	24.3 x 14.8 x 8"	Gray, Green, Red, Lt. Blue, Lt Yellow	8	6.9	31.90	HCSN2214-1	19.91	HD0C2214-1	78.99
HSN2217-10W	25.3 x 18.1 x 10.1"	Gray, Green, Red, Lt. Blue, Lt Yellow	10	8.9	42.28	HCSN2217-1	22.46	HD0C2217-1	82.43
HSN2217-6W	25.3 x 18.1 x 6.1"	Gray, Green, Red, Lt. Blue, Lt Yellow	10	6.8	34.74	HCSN2217-1	22.46	HD0C2217-1	82.43
HSN2419-14W	27.5 x 19.9 x 14.1"	Gray, Green, Red, Lt. Blue, Lt Yellow	5	12.3	57.37	HCSN2419-1	28.07	HD0C2419-1	91.63
HSN2713-7P	29.6 x 13.8 x 7.0"	Gray, Green, Red, Lt. Blue, Lt Yellow	10	6.3	34.65				
HSN2716-11W	30.6 x 16.9 x 11.1"	Gray, Green, Red, Lt. Blue, Lt Yellow	5	11.1	55.99	HCSN2716-1	24.37	HD0C2716-1	87.81
HSN3023-8W	34.1 x 24 x 8.1"	Gray, Green, Red, Lt. Blue, Lt Yellow	5	13.3	62.82				
HSN3919-14W	42.5 x 20.1 x 14.1"	Gray, Green, Red, Lt. Blue, Lt Yellow	1	20.9	79.41	HCSN3919-1	37.46	HD0C3919-1	117.91
NEST ONLY BOXES									
HNO65-2	6.3 x 4.9 x 2.1"	Gray, Green, Red, Lt. Blue, Lt Yellow	48	.5	6.49	HCNO65-1	5.46		
HNO96-2	9.8 x 6.2 x 2.1"	Gray, Green, Red, Lt. Blue, Lt Yellow	48	.5	8.88	HCNO96-1	7.10		
HNO96-4	9.8 x 6.2 x 4.5"	Gray, Green, Red, Lt. Blue, Lt Yellow	16	1.3	12.15	HCNO96-1	7.10		
HNO118-4	11.9 x 8.8 x 4.1"	Gray, Green, Red, Lt. Blue, Lt Yellow	10	1.7	12.96	HCNO118-1	9.01		
HNO129-2	12.4 x 9.8 x 2.1"	Gray, Green, Red, Lt. Blue, Lt Yellow	22	1.3	12.26	HCNO129-1	9.15		
HNO1411-4SSM	14.6 x 11.6 x 4.1"	Gray, Green, Red	10	1.3	16.32	—			
HOPPER-FRONT CONTAINERS									
HSH1811-7PSM	18.1 x 11.4 x 7.6"	Gray, Green, Red	10	3.8	23.97				
HSH2411-8PSM	24 x 11.4 x 7.9"	Gray, Green, Red	10	5.1	28.66				
HSH2416-8PSM	24.1 x 16.3 x 8"	Gray, Green, Red	5	7	35.99				
TRAYS									
HTR1812-1	18 x 12 x 1"	Gray	10	1.6	15.69				
HTR1814-1	18 x 14 x 1"	Gray	10	1.8	15.93				
HTR2015-1	20.4 x 15.1 x 1"	Gray	10	2	18.99				
HTR2618-1	25.8 x 17.9 x 1.1"	Gray	10	3	23.87				

STORAGE CONTAINERS



DividerPak II - DIVIDER BOX CONTAINERS

- All containers can be divided into compartments by length and or width on 1.25" centers.
- Molded-in stacking ridge assures stacking securely with or without covers.

Ideal for use in commercial, industrial, electronics or healthcare applications. Perfect for storage, assembly, fabrication and distribution uses. Handles up to 40 lbs. each container - bottom container supports loads up to 250 lbs. One set of snaps included on all containers. "No-guess" textured divider grid and numbered divider slots. HNDC products have large, flat areas on all four sides for content identification. Security tie holes on both ends of HNDC models. Available in Gray, Red, Light Blue and Dark Blue. ESD boxes in conductive XL (add suffix - XL). FOB Shipping Point.

STANDARD Product No.*	Outside Dim.		Inside Dim.		Height	Volume Cu. Ft.	Ctn. Qty.	Wt (lbs.) Ea.	STANDARD Price Ea.	XL Price Ea.
	Top L x W	Bottom L x W	Top L x W	Bottom L x W						
HDC1025	10.8 x 8.3"	9.8 x 7.3"	9.2 x 6.6"	9.1 x 6.5"	2.5"	0.07	24	0.5	\$5.71	\$10.10
HDC1035	10.8 x 8.3"	9.8 x 7.3"	9.2 x 6.6"	9.1 x 6.5"	3.5"	0.11	16	0.6	5.87	10.99
HDC1050	10.8 x 8.3"	9.8 x 7.3"	9.2 x 6.6"	9.1 x 6.5"	5"	0.16	16	0.8	6.10	13.47
HDC2025	16.5 x 10.9"	15.5 x 9.9"	14.8 x 9.2"	14.7 x 9.1"	2.5"	0.16	12	0.9	7.24	14.65
HNDC2035	16.5 x 10.9"	15.5 x 9.9"	14.8 x 9.2"	14.8 x 9.2"	3.5"	0.24	8	1.1	7.93	15.68
HNDC2050	16.5 x 10.9"	15.5 x 9.9"	14.8 x 9.2"	14.8 x 9.2"	5"	0.36	8	1.4	9.65	18.18
HNDC2060	16.5 x 10.9"	15.5 x 9.9"	14.8 x 9.2"	14.8 x 9.2"	6"	0.43	8	1.5	9.96	19.25
HNDC2080	16.5 x 10.9"	15.5 x 9.9"	14.8 x 9.2"	14.8 x 9.2"	8"	0.59	6	2	12.43	25.18
HDC3050	22.4 x 17.4"	20.9 x 15.9"	20.3 x 15.3"	20.1 x 15.1"	5"	0.79	4	2.6	14.15	34.28
HNDC3060	22.4 x 17.4"	20.9 x 15.9"	20.3 x 15.3"	20.1 x 15.1"	6"	0.97	4	2.5	14.41	38.18
HNDC3080	22.4 x 17.4"	20.9 x 15.9"	20.3 x 15.3"	20.1 x 15.1"	8"	1.32	4	3.3	19.43	44.91
HNDC3120	22.4 x 17.4"	20.9 x 15.9"	20.5 x 15.5"	20.1 x 15.1"	12"	2	3	5.4	25.40	53.54

HCOL3000 Collar. Adds 3.5" of height. Wt. 2.2 (lbs.) Price Ea. \$17.57 Standard material. XL-Price Ea. \$26.07

*FOR XL Material add suffix - XL.

Fits Container No.	Standard Product No.	No. Of Short Dividers	SHORT DIVIDERS STANDARD MATERIAL		Standard Product No.	No. Of Long Dividers	LONG DIVIDERS STANDARD MATERIAL	
			Price Ea.	XL MATERIAL Price Ea.			Price Ea.	XL MATERIAL Price Ea.
HDC1025	HDV0825	7	\$0.74	\$1.32	HDV1025	5	\$0.82	\$1.41
HDC1035	HDV0835	7	0.74	1.41	HDV1035	5	0.82	1.72
HDC1050	HDV0850	7	0.75	1.65	HDV1050	5	0.84	2.06
HDC2025	HDV1025	11	0.82	1.41	HDV1625	7	1.22	1.76
HNDC2035	HDV1035	11	0.82	1.72	HDV1635	7	1.63	2.71
HNDC2050	HDV1050	11	0.84	2.06	HDV1650	7	1.65	3.56
HNDC2060	HDV1060	11	1.60	3.15	HDV1660	7	1.87	3.74
HNDC2080	HDV1080	11	1.93	3.59	HDV1680	7	2.07	4.87
HDC3050	HDV1750	15	1.74	3.71	HDV2250	11	1.88	4.06
HNDC3060	HDV1760	15	1.82	4.06	HDV2260	11	2.29	4.65
HNDC3080	HDV1780	15	2.13	4.56	HDV2280	11	2.68	5.75
HNDC3120	HDV17120	15	5.15	9.40	HDV22120	11	5.31	9.87

Divider Box Covers

- Multiple cover options are available in a variety of materials.
- Choice of three versatile styles to protect your product from impact, dust and chemicals throughout your facility. FOB Shipping Point.



Heavy Duty Snap-On Cover

This durable cover snaps easily and securely onto the container. Available in Solid Gray, XL Black, Light Blue or Clear material for easy visual inspection of contents.



Insert Cover

This cover rests inside the container perimeter stacking ridge. Covers are clear for easy visual inspection of contents.



Light Duty Cover

This light duty cover sits easily on the container, protecting parts from dust and contaminants. Only available in Clear PVC, it allows for easy visual inspection of contents.

DIVIDER BOX COVERS

Product No.	Fits Container Series	Cover Style	Cover Material	Wt. (lbs.)	STANDARD	XL
					Price Ea.	Price Ea.
HCDC1000	1000 Series	Insert	Solid	0.3	N/A	\$3.18
HCDC1020	1000 Series	Snap-on	Clear	0.3	\$6.10	N/A
HCDC1040	1000 Series	Snap-on	Solid	0.3	3.19	4.75
HCDC2000	2000 Series	Insert	Solid	0.6	N/A	5.28
HCNDC2020	2000 Series	Snap-on	Clear	0.8	7.90	N/A
HCDC2040	2000 Series	Snap-on	Solid	0.6	6.21	9.82
HLCLDC2020	2000 Series	Light duty	Clear	0.3	6.63	N/A
HCDC3000	3000 Series	Insert	Clear	1	14.13	13.71
HCDC3020	3000 Series	Snap-on	Clear	1.2	15.43	N/A
HCDC3040	3000 Series	Snap-on	Solid	1.4	8.60	16.79
HLCLDC3020	3000 Series	Light duty	Clear	0.8	10.54	N/A

For XL material add suffix -XL. Solid = Solid Gray or Lt. Blue

FliPak™ Containers

- Stack when closed and nest when empty for storage and distribution efficiency.
- Hinged covers prevent loss of expensive product.

FliPak™ containers work well with all types of automated equipment and conveying systems. Returnable and reusable for over 250 trips, these containers provide an excellent return on investment. Widely used in industrial, confection, electronics, retail merchandising, pharmaceutical, food service and healthcare applications. Features 1/4" or 3/8" dia. reinforced security holes for security ties or padlocks; quick-release label area on attached hinged cover and ends for easy reading and quick label exchange; pebble-grain bottom and recessed cover within the perimeter of container to protect against cover breakage while conveyed or shipped. Gray or Dark Blue in color. FOB Shipping Point.



Product No.	Outside Top Size L x W	Outside Bottom Size L x W	Inside Top Size L x W	Inside Bottom Size L x W	Height	FLIPAK™ CONTAINERS		Volume (cu. ft.)	Load Max. (lbs.)	Bottom Support Wt. (lbs.)	Nest Ratio	Wt. (lbs.)	Price Ea.
						Product Clearance	Product Clearance						
HFP03	11.8 x 9.8"	9.3 x 7.0"	10.1 x 7.8"	8.7 x 6.4"	7.7"	6.5"	0.3	70	230	2.8:1	2.1	\$15.21	
HFP06	15.2 x 10.9"	12.8 x 7.8"	13.8 x 8.9"	12.2 x 7.3"	9.7"	8.8"	0.6	70	400	4.0:1	3	16.68	
HFP075	19.7 x 11.8"	16.9 x 9.3"	17.7 x 10.1"	16.2 x 8.6"	7.3"	6"	0.7	70	460	3.0:1	3.4	16.34	
HFP143	21.9 x 15.2"	19.1 x 13.3"	21.1 x 14.4"	18.5 x 12.8"	9.3"	8.4"	1.3	50	450	4.04:1	5.0	17.85	
HFP151	22.3 x 13"	19.1 x 10.9"	20.1 x 11.4"	18.9 x 10.1"	12.8"	12.5"	1.6	70	250	3.8:1	6.2	21.13	
HFP182	21.8 x 15.2"	18.6 x 12.9"	19.8 x 14"	18.1 x 12.3"	12.9"	11.8"	1.8	70	700	4.0:1	6.5	21.54	
HFP243	26.9 x 16.9"	24.4 x 14.7"	25.2 x 15.5"	23.6 x 13.9"	12.1"	11.05"	2.4	70	250	4.2:1	7.65	27.87	
HFP261	23.9 x 19.6"	21.1 x 17.1"	22.2 x 18.2"	20.6 x 16.5"	12.6"	11.5"	2.7	70	250	5.3:1	8.4	31.35	
HFP402	27.9 x 20.6"	25.8 x 18.7"	26 x 19"	25 x 18"	15.6"	14"	4	75	733	2.7:1	12.7	48.44	

PLASTIC BINS



Straight Wall Stacking Bins

- They can stack and interstack with Hopper Front Bins.
- Flat walls for maximum capacity, strength and ease of cleaning.

Extra durable double-wall construction, made of HDPE. Available in Blue (-BL), Red (-RD), Yellow (-YL), or Green (-GN) -- please specify. FOB Shipping Point.



CONTAINERS			14/6 STRAIGHT WALL BINS			LIDS			
Product No.	Size W x D x H*	Wt. (lbs.)	Price Ea.	Product No.	Wt. (lbs.)	Price Ea.	Product No.	Wt. (lbs.)	Price Ea.
H1464.080605	6 x 8 x 5"	0.6	\$5.40	H1464SD.08060PA	0.3	\$3.40			
H1463.130906	9 x 13 x 6"	1.4	11.90	H1463SD.13090PA	0.5	5.40			
H1463.130908	9 x 13 x 8"	1.6	13.50	H1463SD.13090PA	0.5	5.40			
H1462.191303	13 x 19 x 3"	1.8	11.80	H1462SD.26190PA	1.0	5.90			
H1462.191305	13 x 19 x 5"	2.3	15.00	H1462SD.26190PA	1.0	5.90			
H1462.191308	13 x 19 x 8"	3.2	18.20	H1462SD.26190PA	1.0	5.90			
H1462.191312	13 x 19 x 12"	4.5	24.60	H1462SD.26190PA	1.0	5.90			
H1461.261912	19 x 26 x 12"	9.6	55.00						

*Approximate dimensions.



Hopper Front Stacking Bins

- Bins resist oil, grease and are unaffected by most chemicals.
- Ergonomic design, recessed grip handle on back for easier handling.
- Extra durable double-wall construction, made of polyethylene.

Plastic stackable bins are ideal for small parts storage in shelving units, bin racks and bin carts. Bins can be labeled to optimize production processes and increase productivity. Don't buy cheap imitations that will break at first use. More than 50 years of experience manufacturing this container endorse Schaefer Plastic Bins. Available in Red (-RD), Blue (-BL), Green (-GN) or Yellow (-YL), -- please specify. FOB Shipping Point.

BINS			LF HOPPER FRONT BINS			BIN DIVIDERS			
Product No.	Size W x D x H*	Wt. (lbs.)	Price Ea.	Product No.	Wt. (lbs.)	Price Ea.	Product No.	Wt. (lbs.)	Price Ea.
HLF040402	4 x 4 x 2"	0.1	\$1.10						
HLF060402	4 x 6 x 2"	0.2	1.30						
HLF060503	5 x 6 x 3"	0.2	1.80	HLFDV0503.WH1	0.1	\$0.80			
HLF090605	6 x 9 x 5"	0.6	4.80	HLFDV0605.WH1	0.1	1.70			
HLF140806	8 x 14 x 6"	1.4	9.50	HLFDV0806.WH1	0.3	2.00			
HLF140808	8 x 14 x 8"	1.8	11.30	HLFDV0808.WH1	0.4	2.70			
HLF141906	19 x 14 x 6"	2.3	13.80	HLFDV1906.WH1	0.4	3.00			
HLF200606	6 x 20 x 6"	1.8	12.00	HLFDV0606.WH1	0.4	5.80			
HLF201206	12 x 20 x 6"	2.6	13.20	HLFDV1206.WH1	0.5	3.50			
HLF201208	12 x 20 x 8"	3.3	17.50	HLFDV1208.WH1	0.6	3.80			
HLF201212	12 x 20 x 12"	4.2	21.10						
HLF201812	18 x 20 x 12"	5.9	35.30	HLFDV1812.WH1	0.9	5.60			
HLF291812	18 x 29 x 12"	9.4	54.00						

*Approximate dimensions.




Bins Shown With Optional Dividers

BINS			RK PLASTIC SHELF BINS			BIN DIVIDERS			
Product No.	Size W x D x H*	Wt. (lbs.)	Price Ea.	Product No.	Wt. (lbs.)	Price Ea.	Product No.	Wt. (lbs.)	Price Ea.
HRK321.BL1	6.4 x 11.5 x 4.6"	0.8	\$5.30	HRKT321.BL1	0.1	\$1.10			
HRK400S.BL1	3.9 x 15.4 x 2.6"	0.5	5.60	HRKT400S.BL1	0.1	0.80			
HRK400.BL1	6.4 x 15.4 x 2.6"	0.9	6.20	HRKT400.BL1	0.1	0.80			
HRK421.BL1	6.4 x 16.1 x 4.6"	1.4	8.40	HRKT5421.BL1	0.1	1.10			
HRK421B.BL1	9.6 x 15.4 x 4.6"	1.4	9.90	HRKT5421B.BL1	0.1	1.30			
HRK500N.BL1	6.4 x 19.3 x 2.6"	0.9	5.80	HRKT500N.BL1	0.1	0.80			
HRK521.BL1	6.4 x 20.0 x 4.6"	1.6	9.40	HRKT5421.BL1	0.1	1.10			
HRK521B.BL1	9.6 x 19.3 x 4.6"	1.7	10.80	HRKT5421B.BL1	0.1	1.30			
HRK621.BL1	6.4 x 23.3 x 4.6"	1.8	11.30	HRKT5421.BL1	0.1	1.10			
HRK621B.BL1	9.6 x 23.3 x 4.6"	1.9	11.60	HRKT5421B.BL1	0.1	1.30			

*Approximate dimensions.

Plastic Shelf Bins

- Made of heavy duty high density polystyrene for high durability and light weight.
- Bins resist oil, grease and are unaffected by most chemicals.
- Shelf Bins feature a rear lip to hang off shelf for hands-free picking and stocking.
- Blue in color.
- FOB Shipping Point.




BIN SYSTEMS

Safix™ Cabinets With Bins

- Cabinets ship fully assembled, no set up costs!
- Galvanized shelves, can be adjusted in 1" increments.

Safix™ Bin Cabinets offer superior quality at really low prices. Available with or without doors, to protect items from dust accumulation or theft, keys included. Custom bin color combinations available -- call for details. FOB Shipping Point.



All kits on this page include Bins

SAFIX™ BIN CABINETS - SINGLE COLOR BINS						
Product No.	Description	Cabinet* W x D x H	Bin* W x D x H	Bin Qty.	Wt. (lbs.)	Price Ea.
HLSCH.6N	Without Doors	27 x 10 x 30"	4.3 x 6.5 x 3"	42	50	\$218.00
HLSCH.6D	With Doors	27 x 10 x 30"	4.3 x 6.5 x 3"	42	60	377.00
HLSCH.4N	Without Doors	27 x 10 x 30"	4.3 x 6.5 x 3"	16	50	222.00
			5.9 x 9.2 x 4.8"	6		
HLSCH.4D	With Doors	27 x 10 x 30"	4.3 x 6.5 x 3"	16	60	381.00
			5.9 x 9.2 x 4.8"	6		

**Bins available in Blue (-BL), Yellow (-YL), Green (-GN) or Red (-RD) -- please specify.
*Approximate dimensions.

SAFIX™ BIN CABINETS - MULTI COLOR BINS							
Product No.	Description	Cabinet* W x D x H	Bin* W x D x H	Bin Qty.	Bin Color	Wt. (lbs.)	Price Ea.
HFSCH.09N	Without Doors	27 x 10 x 63"	5.9 x 9.2 x 4.8"	40	Red & Green	104	\$506.00
HFSCH.09D	With Doors	27 x 10 x 63"	5.9 x 9.2 x 4.8"	40	Red & Green	137	657.00
HFSCH.11N	Without Doors	27 x 10 x 63"	4.3 x 6.5 x 3"	36	Red	106	494.00
			5.9 x 9.2 x 4.8"	24	Blue		
HFSCH.11D	With Doors	27 x 10 x 63"	4.3 x 6.5 x 3"	36	Red	138	653.00
			5.9 x 9.2 x 4.8"	24	Blue		
HFSCH.14N	Without Doors	27 x 10 x 63"	4.3 x 6.5 x 3"	90	Red & Green	106	483.00
HFSCH.14D	With Doors	27 x 10 x 63"	4.3 x 6.5 x 3"	90	Red & Green	141	635.00
HFSCH.12N	Without Doors	27 x 10 x 80"	5.9 x 9.2 x 4.8"	52	Red & Blue	143	453.00
HFSCH.12D	With Doors	27 x 10 x 80"	5.9 x 9.2 x 4.8"	52	Red & Blue	177	810.00
HFSCH.15N	Without Doors	27 x 10 x 80"	4.3 x 6.5 x 3"	54	Red	140	620.00
			5.9 x 9.2 x 4.8"	28	Green		
HFSCH.15D	With Doors	27 x 10 x 80"	4.3 x 6.5 x 3"	54	Red	180	799.00
			5.9 x 9.2 x 4.8"	28	Green		
HFSCH.18N	Without Doors	27 x 10 x 80"	4.3 x 6.5 x 3"	114	Red & Blue	142	596.00
HFSCH.18D	With Doors	27 x 10 x 80"	4.3 x 6.5 x 3"	114	Red & Blue	181	775.00

*Approximate dimensions.

Bin Rack Systems

- Available in Single Side, Double Side or Mobile versions.
- Welded steel frame, gray baked enamel finish.

Schaefer Bin Rack Systems were designed to store and identify small parts in your warehouse, workshop or retail store. Bins can easily clip on/off, for fast relocation and provision. Clip on rails can be rearranged to accommodate multiple bin sizes. Choose from Blue (-BL), Yellow (-YL), Green (-GN) or Red (-RD) -- please specify. Mobile Systems include 4" x 4" hard rubber casters, 2 swivel and 2 fixed. They assemble with only 8 bolts. FOB Shipping Point.



FREE-STANDING BIN RACKS						
Product No.	Rack* W x D x H	Bin*		Bin Qty.	Wt. (lbs.)	Price Ea.
		W x D x H	W x D x H			
HFSR500EB	40 x 16 x 77"	4.3 x 6.5 x 3"	4.3 x 6.5 x 3"	150	114	\$747.00
HFSR400EB	40 x 16 x 77"	5.9 x 9.2 x 4.8"	5.9 x 9.2 x 4.8"	77	116	796.00
HFSR310EB	40 x 16 x 77"	8.3 x 13.6 x 5.8"	8.3 x 13.6 x 5.8"	50	135	882.00
HFSR450EB	40 x 16 x 77"	4.3 x 6.5 x 3"	4.3 x 6.5 x 3"	70	117	780.00
		5.9 x 9.2 x 4.8"	5.9 x 9.2 x 4.8"	42		
HFSR345EB	40 x 16 x 77"	4.3 x 6.5 x 3"	4.3 x 6.5 x 3"	50		
		5.9 x 9.2 x 4.8"	5.9 x 9.2 x 4.8"	28	122	806.00
		8.3 x 13.6 x 5.8"	8.3 x 13.6 x 5.8"	15		
DOUBLE SIDED						
HFSR500DB	40 x 32 x 77"	4.3 x 6.5 x 3"	4.3 x 6.5 x 3"	300	209	1,268.00
HFSR400DB	40 x 32 x 77"	5.9 x 9.2 x 4.8"	5.9 x 9.2 x 4.8"	154	212	1,366.00
HFSR310DB	40 x 32 x 77"	8.3 x 13.6 x 5.8"	8.3 x 13.6 x 5.8"	100	250	1,546.00
HFSR450DB	40 x 32 x 77"	4.3 x 6.5 x 3"	4.3 x 6.5 x 3"	140	211	1,333.00
		5.9 x 9.2 x 4.8"	5.9 x 9.2 x 4.8"	84		
		4.3 x 6.5 x 3"	4.3 x 6.5 x 3"	100		
HFSR345DB	40 x 32 x 77"	5.9 x 9.2 x 4.8"	5.9 x 9.2 x 4.8"	56	222	1,386.00
		8.3 x 13.6 x 5.8"	8.3 x 13.6 x 5.8"	30		
MOBILE TROLLEY - DOUBLE SIDED						
HR20B	33 x 21 x 57"	5.9 x 9.2 x 4.8"	5.9 x 9.2 x 4.8"	70	120	974.00
HR25B	33 x 21 x 57"	4.3 x 6.5 x 3"	4.3 x 6.5 x 3"	70	120	979.00
		5.9 x 9.2 x 4.8"	5.9 x 9.2 x 4.8"	40		
HR30B	33 x 21 x 57"	4.3 x 6.5 x 3"	4.3 x 6.5 x 3"	140	117	965.00
HR40B	45 x 21 x 57"	5.9 x 9.2 x 4.8"	5.9 x 9.2 x 4.8"	98	161	1,144.00
HR45B	45 x 21 x 57"	4.3 x 6.5 x 3"	4.3 x 6.5 x 3"	100	162	1,146.00
		5.9 x 9.2 x 4.8"	5.9 x 9.2 x 4.8"	56		
HR50B	45 x 21 x 57"	4.3 x 6.5 x 3"	4.3 x 6.5 x 3"	200	159	1,111.00

*Approximate dimensions.

STRAIGHT WALL CONTAINERS

SSI SCHAEFER

ELB Containers

- 35 lb. loading capacity, 400 lb. stacking capacity.
- Economic, light weight.
- Optional hinged or folding lids available -- call for details.

This all-round container, designed for everyday use, is as light as a feather, extremely sturdy and most importantly sensibly priced. Designed using a new material and new tool technology, the Euro light container is a high-quality product which can be used for virtually any purpose and best of all: its affordable for all! Gray in color. FOB Shipping Point.



NEW

Most Economic Straight Wall Container

Shown With Optional Lid

ELB CONTAINERS				
Product No.	Size W x D x H*	Cap. Cu. Ft.	Wt. (lbs.)	Price Ea.
HELB4120.GY1	12 x 16 x 5"	0.38	1.1	\$9.10
HELB4220.GY1	12 x 16 x 9"	0.71	2.0	12.00
HELB6120.GY1	16 x 24 x 5"	0.82	2.0	14.40
HELB6220.GY1	16 x 24 x 9"	1.54	3.0	18.40
HELB6320.GY1	16 x 24 x 13"	2.25	4.0	22.70

*Approximate dimensions.

EF Containers

- 55 lb. loading capacity, 800 lb. stacking capacity.
- Durable, Multi-purpose.
- Optional hinged or folding lids available -- call for details.

Schaefer's most popular stacking container available in 3 versions, solid, solid/mesh and mesh. Available in Red (-RD) or Gray (-GY) -- please specify. FOB Shipping Point.



Mesh Base and Walls



Solid Base and Mesh Walls



Solid Base and Solid Walls


EF CONTAINERS				
Product No.	Size W x D x H*	Cap. Cu. Ft.	Wt. (lbs.)	Price Ea.
SOLID BASE & SOLID WALL				
HEF2120	6 x 8 x 5"	0.07	0.6	\$5.60
HEF3120	8 x 12 x 5"	0.15	1.1	7.60
HEF3170	8 x 12 x 7"	0.23	1.4	9.50
HEF3220	8 x 12 x 9"	0.32	1.8	10.90
HEF4120	12 x 16 x 5"	0.38	1.8	11.40
HEF4170	12 x 16 x 7"	0.55	2.4	13.40
HEF4220	12 x 16 x 9"	0.71	2.7	19.00
HEF6120	16 x 24 x 5"	0.82	3.5	21.60
HEF6180	16 x 24 x 7"	1.25	4.4	24.30
HEF6220	16 x 24 x 9"	1.54	5.6	28.80
HEF6320	16 x 24 x 13"	2.25	6.8	34.70
HEF6420	16 x 24 x 17"	2.96	9.2	44.20
SOLID BASE & MESH WALL				
HEF4121	12 x 16 x 5"	0.38	1.8	11.10
HEF4171	12 x 16 x 7"	0.55	2.1	12.30
HEF4221	12 x 16 x 9"	0.71	2.6	17.80
HEF6121	16 x 24 x 5"	0.82	3.2	20.20
HEF6181	16 x 24 x 7"	1.25	3.6	21.30
HEF6221	16 x 24 x 9"	1.54	4.7	25.80
HEF6321	16 x 24 x 13"	2.25	5.3	29.40
HEF6421	16 x 24 x 17"	2.96	7.7	40.40
MESH BASE & MESH WALL				
HEF4123	12 x 16 x 5"	0.38	1.6	10.60
HEF4173	12 x 16 x 7"	0.55	2.0	10.40
HEF4223	12 x 16 x 9"	0.71	2.3	16.50
HEF6123	16 x 24 x 5"	0.82	2.8	19.30
HEF6183	16 x 24 x 7"	1.25	2.9	19.40
HEF6223	16 x 24 x 9"	1.54	4.3	25.00
HEF6323	16 x 24 x 13"	2.25	4.8	27.50
HEF6423	16 x 24 x 17"	2.96	6.8	39.50

*Approximate dimensions.

LTB Containers

- 110 lb. loading capacity, 1500 lb. stacking capacity.
- Optional hinged or folding lids available -- call for details.
- Extra Heavy Duty.


The most durable member of Schaefer's wall containers family. New version features ergonomic handholds for manual handling, and a specially designed bottom that imparts rigidity for use in automated systems. Containers can be stacked or inter-stacked. Blue in color. FOB Shipping Point.



Shown With Optional Lid

LTB CONTAINERS				
Product No.	Size W x D x H*	Cap. Cu. Ft.	Wt. (lbs.)	Price Ea.
HLTB4120.BL1	12 x 16 x 5"	0.38	2.2	\$13.90
HLTB4220.BL1	12 x 16 x 9"	0.71	2.9	16.70
HLTB6120.BL1	16 x 24 x 5"	0.82	4.6	23.20
HLTB6170.BL1	16 x 24 x 7"	1.25	5.1	26.30
HLTB6220.BL1	16 x 24 x 9"	1.54	5.5	28.60
HLTB6270.BL1	16 x 24 x 11"	2.00	6.1	30.20
HLTB6320.BL1	16 x 24 x 13"	2.25	6.7	36.40

*Approximate dimensions.



STORAGE CONTAINERS



Stack and Nest Containers

- Excellent nest ratio for economical returns and efficient empty storage.
- Handles are located under the reinforced rim.

Schaefer 180° stack and nest containers are designed for storage, work in process and product distribution. They are compatible with both 48" x 40" and 48" x 45" pallets. HFB221307, HFB241614, & HFB262006 are made of heavy duty high density polypropylene. HFB231508, HFB231512 & HFB241610 are made of heavy duty high density polyethylene. Available in Red (-RD), Yellow (-YL), Blue (-BL) and Green (-GN) -- please specify. Lids are available in color too, except the HFBD23155 lid which is available in Gray (-GY) only. FOB Shipping Point.


STACK AND NEST CONTAINERS				LIDS		
Product No.	Size W x D x H*	Wt. (lbs.)	Price Ea.	Product No.	Wt. (lbs.)	Price Ea.
HFB221307	13 x 22 x 7"	4	\$15.50	-	-	-
HFB231508	15 x 23 x 8"	2.7	16.40	HFBD23155.GY1	1.0	\$15.70
HFB231512	15 x 23 x 12"	4.2	24.10	HFBD23155.GY1	1.0	15.70
HFB241610	16 x 24 x 10"	4.8	33.70	HFBD2416A	1.2	15.70
HFB241614	16 x 24 x 14"	5.8	39.30	HFBD2416S	1.2	17.00
HFB262006	20 x 26 x 6"	3.3	24.40	-	-	-

*Approximate dimensions.

Conductive Containers

- Protects sensitive electronic components from typical electromagnetic interference.

Modeled with a conductive carbon-filled polypropylene material to provide a barrier which electrostatic and induced fields cannot penetrate. Can be used for storage and transportation of electronic components and parts. They are permanently conductive and unaffected by washing using normal cleaners. FOB Shipping Point.



CONDUCTIVE EURO-FIX CONTAINERS			
Product No.	Size W x D x H*	Wt. (lbs.)	Price Ea.
HEF4120.PP3	12 x 16 x 5"	1.8	\$14.60
HEF4170.PP3	12 x 16 x 7"	2.6	17.60
HEF4220.PP3	12 x 16 x 9"	3.2	23.90
HEF6120.PP3	16 x 24 x 5"	3.8	27.60
HEF6180.PP3	16 x 24 x 7"	4.4	31.40
HEF6220.PP3	16 x 24 x 9"	5.6	38.20
HEF6320.PP3	16 x 24 x 13"	7.6	44.20
HEF6420.PP3	16 x 24 x 17"	9.9	57.80

*Approximate dimensions.

CONDUCTIVE 14/7 CONTAINERS			
Product No.	Size W x D x H*	Wt. (lbs.)	Price Ea.
H147.030402LPP3	4 x 3 x 2"	0.1	\$1.30
H147.060403LPP3	4 x 6 x 3"	0.2	2.30
H147.090605LPP3	6 x 9 x 5"	0.6	5.10
H147.140806NPP3	8 x 14 x 6"	1.4	10.10
H147.140808NPP3	8 x 14 x 8"	1.9	15.30
H147.201206NPP3	12 x 20 x 6"	2.5	22.30
H147.201208NPP3	12 x 20 x 8"	3.5	26.60
H147.201212NPP3	12 x 20 x 12"	4.6	34.20


*Approximate dimensions.

CONDUCTIVE 14/6 CONTAINERS			
Product No.	Size W x D x H*	Wt. (lbs.)	Price Ea.
H1463.130906PP3	8.3 x 12.3 x 5.8"	1.4	\$14.20
H1462.191303PP3	12.5 x 18.4 x 2.9"	1.8	14.50
H1462.191304PP3	12.5 x 18.4 x 4.2"	2.3	17.50
H1462.191305PP3	12.5 x 18.4 x 4.6"	2.4	19.00
H1462.191308PP3	12.5 x 18.4 x 7.9"	3.2	24.30
H1462.191312PP3	12.5 x 18.4 x 2.9"	4.5	32.50

*Approximate dimensions.



2 access doors are standard.
Black color standard - additional colors available -- call for details.



BulkStac™ Collapsible Containers

- Lighter tare weight and wider access door openings than competition.
- Modified fork openings to withstand impact from forklifts.
- 8 drain holes in deck floor to prevent moisture.
- Banding slots on 45" walls.
- Large 5 1/4" x 13 1/2" label area per wall.
- Added Radii in feet corners to prevent cracking or splitting.

Designed for efficiency and high performance. BulkStac™ offers advantages that really stack up. 34" and 25" containers collapse to a 12 1/2" height, allowing them to be stacked 9 high, for a total of 234 containers per truck load. Compared to 208 industry standard, the extra capacity represents 12.5% additional savings in return freight costs. Black in color. Other colors available. FOB Shipping Point.

BULKSTAC™ COLLAPSIBLE CONTAINERS				
Product No.	Size W x D x H*	Cap. (lbs.)	Wt. (lbs.)	Price Ea.
HSB48452502.BLK	45 x 48 x 25"	2000	98	\$308.00
HSB48453402.BLK	45 x 48 x 34"	2000	118	319.00
HSBH48455002.BLK	45 x 48 x 50"	2000	160	473.00

*Approximate dimensions.

ROTABIN®

Space Saving Rotabin®

- Instant accessibility - easy turning.
- Easily save up to 40% floor space with these long lasting small parts storage units.

DURHAM MFG®
Est. 1922

When space is at a premium, Rotabin® is the answer. Revolving shelves turn easily, independently...even when fully loaded. Made of heavy gauge steel for hard daily use. Available in Gray powder coat. FOB Shipping Point.

A) 17" Rotabin®

Handles 60 lbs. per shelf. Four permanent compartments per shelf measure 13"W x 7½"D x 3"H. Twelve adjustable dividers can be added to provide up to 16 compartments per shelf on 3⅜" centers.

A) 28" Rotabin®

Handles 120 lbs. per shelf. Six permanent compartments per shelf measure 14½"W x 12"D x 5⅝"H with 1⅝"H bin fronts for labels. Adjustable dividers can be added to provide up to 24 compartments per shelf.

A) 34" Dia. Rotabin®

Handles 500 lbs. per shelf. Five permanent compartments per shelf measure 21"W x 15"D x 7"H with 2⅝"H removable bin front. Optional dividers can be inserted on 1" centers. Three optional Rotabin® Pans fit into each permanent compartment.

B) 44" Dia. Rotabin®

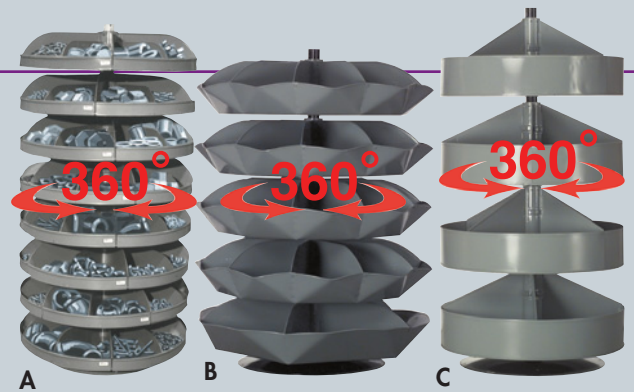
Features 5 compartments per shelf, model H1535-95 features 10 compartments per shelf. Five compartment units handle 625 lbs. per shelf and ten compartment units handle 500 lbs. per shelf. No dividers.

B) 58" Dia. Rotabin®

Handles 2000 lbs. per shelf. Features ten permanent compartments. No dividers.

C) 34" Dia. Rotabin®

Handles 500 lbs. per shelf. Four permanent compartments per shelf measure 26½"W x 15"D x 7"H. Adjustable dividers can be inserted on 1" centers.



Rotabin® Pans

- Make it easier to transport parts and store different items in the same compartment.
- Perfect for color coding inventory.

Rugged polypropylene pans lift out, making it simple to restock. Each 34" dia. shelf holds 15 pans. Available in Gray. FOB Shipping Point.



ROTABIN® PANS						
Product No.	Description	Overall Size	Pkg. Qty	Wt (lbs.)	Price Per Pkg.	
H15007-95	For 34" Rotabin®	-	15	9	\$76.12	
ADJUSTABLE DIVIDERS						
H1141-95	Steel Divider for 17" Rotabin®	3" H x 7⅝"L	20	4	14.54	
H1241-95	Adj. Steel Divider for 28" Rotabin®	4⅜" H x 11⅞"L	20	12	65.76	
H1341-95	Adj. Steel Divider for 34" Rotabin®	5" H x 14⅞"L	20	18	70.48	
H1342-95	Bulk Steel Shelf Divider for H1323-95	7" H x 13⅞"L	1	2	10.31	

HOOK-ON® POLY BINS



Hook-On® Bins

- Molded using durable copolymer plastic.
- Back tabs allow Hook-On® Bins to hang on louvered panels.
- Specially molded top edges allow stacking on any shelf.
- Angled front edge makes it easy to see contents and to pick parts.
- Additional ribbing and double wall front is incorporated in the design for increased rigidity and to prevent warping.
- Slots in front hold identification tags, cards or labels.
- Molded finger grips make handling easy and comfortable.
- Model HPB30250-21 has slots for 3 dividers; all other models can accommodate 1 divider.
- Dividers can be placed horizontally or vertically.

- Divider break away features allow sizing of the dividers so you can access all products when bins are stacked.
- Fits neatly on the other cabinet and shelving brands.
- Optional lengthwise dividers are available.
- FOB Shipping Point.

Product No.	Overall Size W x D x H	Color	Ctn. Qty.	Wt. (lbs.)	Price Ea.
HOOK-ON® POLY BINS*					
HPB30210-21	4 x 5 x 3"	Yellow	24	5	\$0.85
HPB30220-21	4 x 7 x 3"	Yellow	24	7	1.10
HPB30230-21	6 x 11 x 5"	Yellow	12	11	3.33
HPB30240-21	8 x 15 x 7"	Yellow	12	20	6.40
HPB30250-21	16 x 15 x 7"	Yellow	6	16	11.39
HPB30210-17	4 x 5 x 3"	Red	24	5	0.85
HPB30220-17	4 x 7 x 3"	Red	24	7	1.10
HPB30230-17	6 x 11 x 5"	Red	12	11	3.33
HPB30240-17	8 x 15 x 7"	Red	12	20	6.40
HPB30250-17	16 x 15 x 7"	Red	6	16	11.39
HPB30210-52	4 x 5 x 3"	Blue	24	5	0.85
HPB30220-52	4 x 7 x 3"	Blue	24	7	1.10
HPB30230-52	6 x 11 x 5"	Blue	12	11	3.33
HPB30240-52	8 x 15 x 7"	Blue	12	20	6.40
HPB30250-52	16 x 15 x 7"	Blue	6	16	11.39
DIVIDERS					
HPB30161-08	Vertical Divider for HPB30210-21	Black	6/pk.	1	6.93
HPB30166-08	Vertical Divider for HPB30220-21	Black	6/pk.	1	8.39
HPB30171-08	Vertical Divider for HPB30230-21	Black	6/pk.	1	9.66
HPB30176-08	Vertical Divider for HPB30240-21 & HPB30250-21	Black	6/pk.	2	15.91
HPB30162-08	Horizontal Divider for HPB30210-21 & HPB30220-21	Black	6/pk.	2	2.90
HPB30172-08	Horizontal Divider for HPB30230-21	Black	6/pk.	1	4.85
HPB30177-08	Horizontal Divider for HPB30240-21	Black	6/pk.	2	8.21
HPB30178-08	Horizontal Divider for HPB30250-21	Black	6/pk.	2	15.76

*Sold in carton qty's.

FIBER GLASS CONTAINERS & TRAYS



The material matters in material handling.

Exceptional performance and durability from high strength, glass-reinforced composites. Dimensionally stable, will not bend or sag under loads.

Stacking Containers

- Heavy duty for sturdy load support.
- Stacks securely and protects contents.

Ideal for forgings, machine parts, stampings, ceramics and other hot parts emerging from molds or processing machines. Impervious to standard cutting oils, greases and solvents. Standard colors are Blue, Gray, Green or White -- please specify. Additional sizes and colors are available -- call for information. FOB Shipping Point.



Lids Sold Separately

Dolly Sold Separately

Nest & Stack Containers

- Features reinforced composite material for rough and unique applications.

Perfect for assembly line use, conveyors, carrying or storing material or fabricated parts. Design saves valuable space, stack when full, rotate 180° and nest when empty. Molded-in handle areas provide safe ergonomic handles. Easily cleaned in hot water or steam with standard detergents. Standard lids are available -- call dealer for quote. Standard colors are Blue, Gray, Green, White, Red, Yellow and Black -- please specify. Additional sizes and colors are available -- call for information. FOB Shipping Point.

Product No.	Inside Size L x W x H	STACKING CONTAINERS			Price Ea.	200+
		Outside Size L x W x H	Ctn. Qty.	Wt. (lbs.)		
H804008	17 x 11 x 1 1/2"	18 3/4 x 11 1/4 x 1 3/4"	20	46	\$18.44	\$14.85
H808108	21 1/2 x 11 1/2 x 1 1/2"	22 x 12 x 1 1/2"	30	74	17.99	14.48
H808208	21 1/2 x 11 1/2 x 3"	23 3/4 x 12 x 3 1/2"	12	45	22.67	18.25
H808308	21 x 11 x 5 1/2"	23 3/4 x 12 x 6"	6	32	33.82	27.23
H808408	21 x 11 x 4 1/2"	23 3/4 x 12 x 4 3/4"	8	38	27.61	22.23
H814108	18 1/2 x 9 1/2 x 3 1/2"	20 3/4 x 11 1/4 x 3 1/4"	18	68	24.73	19.92
H814208	18 1/2 x 9 1/2 x 4 1/2"	20 3/4 x 11 1/4 x 5"	10	56	32.29	26.00
H814708	18 1/2 x 9 1/2 x 2 1/2"	20 3/4 x 11 1/4 x 2 1/2"	20	65	20.87	16.80
H848008	25 3/4 x 19 3/4 x 1 1/2"	26 x 20 x 1 1/2"	12	50	30.58	24.62
H870008	23 3/4 x 15 3/4 x 2 1/2"	25 3/4 x 17 3/4 x 3"	6	33	30.58	24.62
H875008	23 3/4 x 15 3/4 x 4 1/2"	25 3/4 x 17 3/4 x 4 1/2"	8	50	33.55	27.01
H880008	23 3/4 x 15 3/4 x 5 1/2"	25 3/4 x 17 3/4 x 6"	6	49	39.58	31.86

Product No.	Inside Size L x W x H	NEST AND STACK CONTAINERS			Price Ea.	200+
		Outside Size L x W x H	Ctn. Qty.	Wt. (lbs.)		
H780008	35 1/2 x 17 1/2 x 14 1/2"	42 1/2 x 20 x 14 1/2"	3	63	\$82.76	\$66.64
H780108	35 1/2 x 17 x 7 1/2"	42 1/2 x 20 x 7 1/2"	5	67	68.82	55.41
H780208	16 1/2 x 9 1/2 x 4 1/2"	17 3/4 x 10 x 5"	10	36	19.85	15.98
H780308	18 1/2 x 11 1/2 x 5 1/2"	19 3/4 x 12 1/2 x 6"	10	41	22.76	18.33
H780408	16 3/4 x 11 x 7 1/2"	20 1/2 x 12 1/2 x 8"	10	48	26.47	21.31
H780508	19 1/2 x 12 3/4 x 7 1/2"	24 1/2 x 14 3/4 x 8"	10	61	31.76	25.57
H780608	21 x 16 x 9 1/2"	25 1/2 x 18 x 10"	5	47	40.94	32.96
H780708	24 1/2 x 17 1/2 x 13 1/2"	27 1/2 x 20 x 14 1/2"	5	64	55.59	44.76
H780808	21 x 16 x 5 1/2"	25 1/2 x 18 x 6"	6	37	35.03	28.20

Conveyor and Assembly Trays

- Excellent dimensional stability and load carrying capacity.

Low profile and radius edges facilitate use with conveyors and racks. Standard colors are Gray, Green or White -- please specify. Additional sizes and colors are available -- call for information. FOB Shipping Point.



Lids Sold Separately

Nesting Containers

- Ideal for small machined parts, nuts and bolts, etc.

Perfect for carrying or storing material or fabricated parts. Design saves valuable space, nest when empty. Standard lids are available -- call for quote. Standard colors are Black, Blue, Gray, Green, Red, White and Yellow -- please specify. Additional sizes and colors are available -- call for information. FOB Shipping Point.

Product No.	Inside Size L x W x H	CONVEYOR AND ASSEMBLY TRAYS			Price Ea.	200+
		Outside Size L x W x H	Ctn. Qty.	Wt. (lbs.)		
H207101	26 1/2 x 21 3/4 x 7/8"	27 3/4 x 22 3/4 x 1"	12	51	\$39.22	\$31.57
H208101	22 3/4 x 19 3/4 x 7/8"	23 3/4 x 20 3/4 x 1"	12	46	33.10	26.65
H209101	23 3/4 x 20 3/4 x 7/8"	24 3/4 x 21 3/4 x 1"	12	48	37.15	29.91
H214101	23 3/4 x 22 3/4 x 7/8"	24 3/4 x 23 x 1"	10	40	41.19	33.17
H215101	33 3/4 x 20 3/4 x 7/8"	34 3/4 x 21 3/4 x 1"	8	52	53.79	43.31
H217101	26 x 19 1/4 x 7/8"	27 x 20 x 1"	12	58	38.23	30.78
H218101	21 3/4 x 19 1/4 x 7/8"	22 3/4 x 20 x 1"	15	57	28.60	23.03

Product No.	Inside Size L x W x H	NESTING CONTAINERS			Price Ea.	200+
		Outside Size L x W x H	Ctn. Qty.	Wt. (lbs.)		
H920108	11 x 8 x 4"	11 1/2 x 8 3/4 x 4 1/2"	2	14.47	\$12.58	\$11.65
H921108	5 1/2 x 4 1/4 x 2"	6 1/2 x 4 3/4 x 2 1/2"	1	5.74	4.99	4.62
H922108	8 1/2 x 5 1/4 x 2"	9 3/4 x 6 1/2 x 2 1/2"	1	10.15	8.82	8.17
H923108	9 x 8 3/8 x 4 3/8"	9 3/4 x 9 1/4 x 4 1/2"	2	13.59	11.82	10.94
H924108	8 1/2 x 8 3/8 x 2"	9 3/4 x 9 1/4 x 2 1/2"	1.5	12.18	10.59	9.80
H926108	9 x 5 1/4 x 4 3/8"	9 3/4 x 6 1/2 x 4 1/2"	1.5	12.53	10.89	10.09
H930108	11 1/2 x 8 3/8 x 2"	12 3/4 x 9 3/4 x 2 1/2"	1.5	13.15	11.43	10.58
H940108	10 1/2 x 8 3/8 x 3 1/2"	11 3/4 x 9 3/4 x 3 3/4"	2	16.76	14.58	13.50

SMALL PARTS ORGANIZATION

DURHAM MFG®
Est. 1922



Storage Center

- Available in 48, 72 or 96 drawers.
- Tough all-steel construction ensures years of dependable service.

Full-width handle drawers open easily thanks to two embossed runners. Positive stop prevents spilling. Each drawer measures 5 $\frac{3}{8}$ "W. x 11 $\frac{1}{4}$ "D. x 2 $\frac{3}{8}$ "H. and comes with 2 dividers. Shipped assembled. Includes base. Gray powder coat finish. FOB Shipping Point.

DRAWER CABINETS

- Organize your small parts for instant selection.
- Easy slide drawers feature 2 embossed runners for smooth, easy travel.

All-welded heavy-duty frame features vertical support for extra stacking strength. A positive stop mechanism prevents drawers from falling out. Drawers also feature double interlocked design for additional rigidity. Full-width handles for a firm grip. Each drawer complete with 2 adjustable dividers. Fits standard shelving. Finished in rust and acid resistant Gray powder coat. Fully assembled. FOB Shipping Point.



Product No.	No. of Drawers	Drawer Cabinet Overall Size W x D x H	Use With Extra Drawer Divider No.	Wt. (lbs.)	Price Ea.
H001-95*	6	11 $\frac{3}{4}$ x 11 $\frac{1}{2}$ x 10 $\frac{7}{8}$ "	H010	17	\$66.78
H002-95*	6	33 $\frac{3}{4}$ x 11 $\frac{1}{2}$ x 4"	H010	18	71.33
H003-95*	8	22 $\frac{3}{4}$ x 11 $\frac{1}{2}$ x 7 $\frac{1}{2}$ "	H010	23	79.70
H004-95*	9	17 $\frac{1}{4}$ x 11 $\frac{1}{2}$ x 10 $\frac{7}{8}$ "	H010	28	80.49
H005-95*	18	33 $\frac{3}{4}$ x 11 $\frac{1}{2}$ x 10 $\frac{7}{8}$ "	H010	50	133.04
H006-95*	18	17 $\frac{1}{4}$ x 11 $\frac{1}{2}$ x 21 $\frac{1}{4}$ "	H010	50	147.30
H007-95*	24	33 $\frac{3}{4}$ x 11 $\frac{1}{2}$ x 14 $\frac{1}{8}$ "	H010	62	157.72
H013-95*	12	33 $\frac{3}{4}$ x 11 $\frac{1}{2}$ x 7 $\frac{1}{2}$ "	H010	34	106.39
H014-95*	30	33 $\frac{3}{4}$ x 11 $\frac{1}{2}$ x 17 $\frac{3}{4}$ "	H010	72	232.42
H030-95**	18	33 $\frac{3}{4}$ x 11 $\frac{1}{2}$ x 12 $\frac{3}{8}$ "	H036	54	177.88
H031-95**	24	33 $\frac{3}{4}$ x 11 $\frac{1}{2}$ x 17"	H036	71	223.61
H032-95***	18	33 $\frac{3}{4}$ x 17 $\frac{1}{4}$ x 12 $\frac{3}{8}$ "	H036	75	255.45
H033-95***	24	33 $\frac{3}{4}$ x 17 $\frac{1}{4}$ x 17"	H036	96	325.48
H034-95**	30	33 $\frac{3}{4}$ x 11 $\frac{1}{2}$ x 21 $\frac{1}{8}$ "	H036	87	291.19
H035-95**	30	33 $\frac{3}{4}$ x 17 $\frac{1}{4}$ x 21 $\frac{1}{8}$ "	H036	118	394.79

H010 Extra dividers for 2 $\frac{3}{8}$ " drawers. E. Pkg./12 Price Ea. \$7.01
H036 Extra dividers for 3 $\frac{1}{2}$ " drawers. E. Pkg./12 Price Ea. \$7.64

*Drawer Size: 5 $\frac{3}{8}$ "W. x 11 $\frac{1}{4}$ "D. x 2 $\frac{3}{8}$ "H.
**Drawer Size: 5 $\frac{3}{8}$ "W. x 11 $\frac{1}{4}$ "D. x 3 $\frac{1}{2}$ "H.
***Drawer Size: 5 $\frac{3}{8}$ "W. x 17"D. x 3 $\frac{1}{2}$ "H.

Product No.	No. of Drawers	Overall Size W x D x H	Wt. (lbs.)	Price Ea.
H017-95	48	34 $\frac{1}{2}$ x 12 $\frac{1}{4}$ x 33 $\frac{3}{4}$ "	161	\$539.60
H019-95	72	34 $\frac{1}{2}$ x 12 $\frac{1}{4}$ x 48 $\frac{1}{2}$ "	216	739.00
H022-95	96	34 $\frac{1}{2}$ x 12 $\frac{1}{4}$ x 62 $\frac{1}{2}$ "	300	946.57

Storage Bins & Racks

- Durable storage bins turn parts storage into an efficient time-saving operation.
- All welded, heavy duty steel construction delivers years of care-free use -- won't warp, twist or sag out of alignment.

Fully-hemmed lips on each bin keep parts securely in place, eliminating spillage while protecting hands. Finished in rust and acid-resistant, gray powder coat. Ships fully assembled, welded, ready for use. FOB Shipping Point.



Product No.	No. of Compartments	Storage Bins & Racks Bin Size W x D x H	Overall Size W x D x H	Wt. (lbs.)	Price Ea.
H329-95*	4	16 $\frac{1}{2}$ x 11 $\frac{1}{2}$ x 11 $\frac{1}{2}$ "	33 $\frac{3}{4}$ x 12 x 23 $\frac{3}{4}$ "	40	\$82.91
H330-95*	12	8 x 11 $\frac{1}{2}$ x 6 $\frac{1}{2}$ "	33 $\frac{3}{4}$ x 12 x 23 $\frac{3}{4}$ "	36	80.27
H351-95	20	8 x 11 $\frac{1}{2}$ x 8 $\frac{1}{2}$ "	33 $\frac{3}{4}$ x 12 x 42"	55	137.03
H353-95*	16	4 x 11 $\frac{1}{2}$ x 5 $\frac{1}{2}$ "	33 $\frac{3}{4}$ x 12 x 11 $\frac{1}{2}$ "	25	59.67
H354-95*	18	5 $\frac{1}{2}$ x 11 $\frac{1}{2}$ x 6 $\frac{1}{2}$ "	33 $\frac{3}{4}$ x 12 x 19 $\frac{1}{4}$ "	38	90.28
H356-95*	24	5 $\frac{1}{2}$ x 11 $\frac{1}{2}$ x 5 $\frac{1}{2}$ "	33 $\frac{3}{4}$ x 12 x 23 $\frac{3}{4}$ "	44	89.69
H357-95*	32	4 x 11 $\frac{1}{2}$ x 4 $\frac{1}{2}$ "	33 $\frac{3}{4}$ x 12 x 19 $\frac{1}{4}$ "	41	90.70
H358-95*	36	4 x 11 $\frac{1}{2}$ x 4 $\frac{1}{2}$ "	17 $\frac{1}{2}$ x 12 x 42"	50	107.31
H359-95*	40	4 x 11 $\frac{1}{2}$ x 4 $\frac{1}{2}$ "	33 $\frac{3}{4}$ x 12 x 23 $\frac{3}{4}$ "	50	102.57
H360-95	42	5 $\frac{1}{2}$ x 11 $\frac{1}{2}$ x 5 $\frac{1}{2}$ "	33 $\frac{3}{4}$ x 12 x 42"	71	153.63
H361-95	56	4 $\frac{1}{2}$ x 11 $\frac{1}{2}$ x 5 $\frac{1}{2}$ "	33 $\frac{3}{4}$ x 12 x 42"	75	159.24
H363-95	72	4 x 11 $\frac{1}{2}$ x 4 $\frac{1}{2}$ "	33 $\frac{3}{4}$ x 12 x 42"	80	150.85

*Ships via UPS

All-Steel Utility Cabinets

- Prime rolled steel, interlocking construction for long life.

A, B, C & D) Lockable Utility Cabinet

Features 2 adjustable shelves, hinged door with a plated door handle to make opening easy. Key hole slots for easy wall mounting.

E) Aerosol Can Caddy

Holds up to 6 standard sized aerosol cans. Unit can be wall mounted, fastened to a tool box, or placed on a shelf or counter top.



Letter No.	Product No.	All Steel Utility Cabinets No. of Sections	Size W x D x H	Wt. (lbs.)	Price Ea.
A	H055-95	2	13 $\frac{3}{4}$ x 12 $\frac{3}{4}$ x 30"	31	\$104.06
B	H056-95	2	19 $\frac{7}{8}$ x 14 $\frac{1}{4}$ x 32 $\frac{3}{4}$ "	41	123.93
C	H343-95	4	33 $\frac{3}{4}$ x 8 $\frac{1}{2}$ x 22 $\frac{1}{4}$ "	45	111.45
D	H338-95	4	33 $\frac{3}{4}$ x 12 x 23 $\frac{3}{4}$ "	45	124.18
E	H385-95	6	21 $\frac{1}{2}$ x 3 $\frac{1}{8}$ x 5 $\frac{1}{4}$ "	3	13.43

SMALL PARTS STORAGE

DURHAM MFG®
Est. 1922

Large and Small Compartment Boxes Slide Rack Cabinet and Sturdy Base

- Trays glide easily and feature special stops to prevent accidental removal.
- Drawers are removable and with hinged cover, may be used independently.

Efficient storage and organization for a variety of parts and components. Each drawer interior is manufactured of high-impact styrene with scooped bottoms, both front and back for easy parts removal. Rugged steel, all-welded cabinets are reinforced for rigidity. Use on the workbench, counter or carry to the job site with convenient thumb-grip handles. Finished in acid and rust resistant Gray powder coating. Order cabinets to accommodate 2, 4 or 6 drawers. Drawers sold separately. FOB Shipping Point.



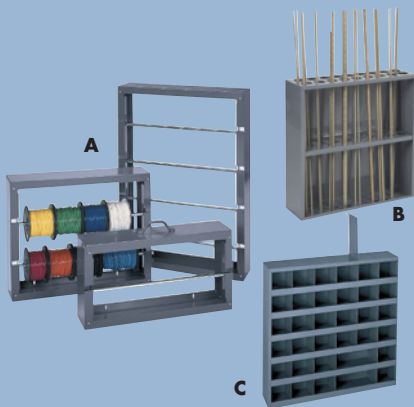
SMALL DRAWERS 13 3/4"W. x 9 1/4"D. x 2"H.				
Product No.	No. of Compartments	Wt. (lbs.)	Qty. Per Ctn.	Price Ea.
H213-95	8	25	6	\$14.45
H211-95	12	25	6	14.45
H209-95	16	25	6	14.45
H227-95	17	25	6	14.39
H206-95	20	25	6	14.45
H204-95	21	25	6	14.45
H202-95	24	25	6	14.45
H215-95	Adjustable	25	6	14.93

CABINET & BASES				
Product No.	No. of Drawers	Overall Size W x D x H	Wt. (lbs.)	Price Ea.
H306-95	2 Small	15 1/4 x 11 3/4 x 6 1/4"	12	\$48.45
H307-95	4 Small	15 1/4 x 11 3/4 x 11 1/4"	22	71.81
H308-95	6 Small	15 1/4 x 11 3/4 x 16 3/8"	32	98.93
H302-95	2 Large	20 x 15 1/2 x 8 1/2"	20	66.84
H303-95	4 Large	20 x 15 1/2 x 15"	37	92.52
H315-95	Base for Small Racks	15 1/2 x 12 1/2 x 15 1/2"	12	31.84
H304-95	Base for Large Racks	20 3/4 x 16 x 15 1/2"	13	31.94

LARGE DRAWERS 18"W. x 12"D. x 3"H.				
Product No.	No. of Compartments	Wt. (lbs.)	Qty. Per Ctn.	Price Ea.
H125-95	6	32	4	19.87
H115-95	12	32	4	19.87
H113-95	16	32	4	19.87
H111-95	20	32	4	19.87
H109-95	21	32	4	19.87
H102-95	24	32	4	19.87
H107-95	32	32	4	19.87
H119-95	Adjustable	32	4	20.84

All-Steel Special Storage Units

DURHAM MFG®
Est. 1922



A) Wire Spool Racks

H383-95, H384-95 units are designed to hold smaller spools of wire. H383-95 has a convenient handle for portability. H368-95 unit features 4 plated steel tubes to hold heavy spools as large as 10" dia.

B) Threaded Rod Rack

Separates and protects threaded rods in 18 sections -- each section 2 1/16" dia.

C) Multipurpose Bin

Removable vertical dividers allow the creation of double-width openings, each with scoops. Can be wall mounted.

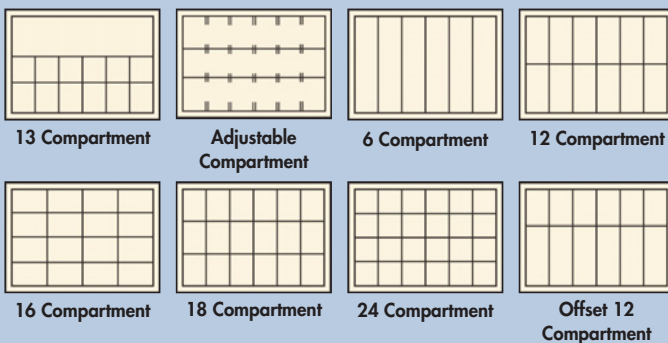
ALL STEEL SPECIAL STORAGE UNITS					
Ltr. No.	Product No.	No. of Sections	Size W x D x H	Wt. (lbs.)	Price Ea.
A	H383-95	1	26 1/8 x 6 x 10 3/8"	9	\$56.96
	H384-95	2	26 1/8 x 6 x 17 7/8"	11	62.94
	H368-95	4	26 1/8 x 6 x 37 1/8"	18	69.58
B	H367-95	18	24 7/8 x 6 7/8 x 24"	16	72.58
C	H314-95	36	23 3/4 x 4 3/4 x 23 3/4"	25	78.04

DURHAM MFG®
Est. 1922

Plastic Boxes & Steel Racks

- USA-made -- heavy-duty steel cabinets with molded plastic parts keepers.

Boxes feature sturdy hinges that won't weaken or crack with repeated use. Carrying handle takes cabinets to the job site -- mount cabinet on wall using keyhole slots. FOB Shipping Point.



WALL MOUNT OR CARRY ALONG!
(BOXES SOLD SEPARATELY)

SMALL COMPARTMENT BOX: 11"W. X 1 1/4"H. X 6 3/4"D. 5-DRAWER RACK: 11 1/4"W. X 10 1/4"H. X 6 3/4"D.				
Product No.	No. of Compartments	Color	Wt. (lbs.) Ctn. 10	Price Ea.
HSP6-Clear	6	Clear	7	\$2.82
HSP12-Clear	12	Clear	7	2.82
HSP0512-Clear	Offset 12	Clear	7	2.82
HSP13-Clear	13	Clear	7	2.82
HSP18-Clear	18	Clear	7	2.82
HSPADJ-Clear	Adj. SP w/15 dividers	Clear	7	3.60

H290-95 Small 5-compartment box rack. Wt. 7 (lbs.) Price Ea. \$34.60
H445 Dura-Hang adj. Panel Hangers. Wt. 7 (lbs.)/2. Price Ea. Set of 2 \$10.70
H313 Plated locking hinge for HSPR, HIPR Price Ea. \$7.55
*Min. order 10 small boxes. ** Must be in increments of ten.

LARGE COMPARTMENT BOX: 13 1/2"W. X 2 1/2"H. X 9"D. 5-DRAWER RACK: 13 1/2"W. X 13 1/4"H. X 9 1/4"D.				
Product No.	No. of Compartments	Color	Wt. (lbs.) Ctn. 5	Price Ea.
HLP6-Clear	6	Clear	7	\$4.90
HLP12-Clear	12	Clear	7	4.90
HLP16-Clear	16	Clear	7	4.90
HLP18-Clear	18	Clear	7	4.90
HLP24-Clear	24	Clear	7	4.90
HLPADJ-Clear	Adj. LP w/20 dividers	Clear	7	5.81

H291-95 Large 5-compartment box rack. Wt. 11 (lbs.) Price Ea. \$45.45
H445 Dura-Hang adj. Panel Hangers. Wt. 7 (lbs.)/2. Price Ea. \$10.70 Set of 2
H313 Plated locking hinge for HSPR, HIPR Price Ea. \$7.55
*Min. order 5 large boxes. ** Must be in increments of five.

HOPPER & VENTILATED CONTAINERS

Stack And Nest Containers

- Stack up to 3-high for ease of picking and nests when empty.
- Manufactured in 50% recycled material.

Get high-density storage and quick access to your products with Stack and Nest Hoppers. These hopper-front containers provide all the strength and tough characteristics of LEWISBins+ containers with the added ability to pick and visually inspect the contents. Stack-N-Nest Hopper Bins are manufactured in high-density polyethylene and are ideal for picking and transportation of materials. FOB Shipping Point.



STACK AND NEST CONTAINERS									
Product No.	Top Outside Dimensions L x W Top	Bottom Outside Dimensions L x W	Top Inside Dimensions L x W	Bottom Inside Dimensions L x W	Height	Wt. (lbs.)	Ctn. Qty.	Price Ea.	
HNPL215	14.9 x 11.6"	12.9 x 9.3"	13.8 x 8.5"	10.5 x 7.3"	12.5"	2	6	\$6.59	
HNPL252	20.2 x 15.2"	18.5 x 13.4"	18.0 x 13.6"	15.5 x 12.0"	12.4"	3	6	10.04	

Recycling Containers

- Assorted bin sizes.
- Drain hole in bottom to prevent liquid build up.

All LEWISBins+ recycling containers are manufactured with recycled materials. Different container sizes offer options for glass, paper and plastic recycling. Container covers are available on select models. Recycling bin accessories include bin dolly for curbside transportation, floating bin rails for suspending recyclables to optimize wall space and bin bungee to secure recyclables on windy days. FOB Shipping Point.

RECYCLING CONTAINERS						
Product No.	Description	Outside Dimensions L x W x H	Volume Gal.	Wt. (lbs.)	Ctn. Qty.	Price Ea.
HNPL215-REC	Stack and Carry	14.9 x 11.6 x 12.5"	6	2	6	\$6.59
HNPL252-REC	Stack and Nest	20.2 x 15.2 x 12.4"	12	3	6	10.04
HNPL255	Recycling Bin	22.3 x 17.3 x 12.5"	14	3.5	5	10.21
HNPL263	Recycling Bin	19 x 16 x 15.5"	16	3.5	4	12.03
HNPL265	Recycling Bin	25.8 x 16.2 x 14.5"	18	5	8	12.62
HNPL270	Recycling Bin	19 x 16 x 21"	22	4.5	4	12.68

RECYCLING BIN COVERS				
Product No.	Fits Recycling Bin	Wt. (lbs.)	Ctn. Qty.	Price Ea.
HNPL254	HNPL263 & HNPL270	1.5	8	\$4.81
HNPL266	HNPL265	2	8	6.81

RECYCLING BIN ACCESSORIES					
Product No.	Description	Size L x W x H	Wt. (lbs.)	Ctn. Qty.	Price Ea.
HBUNGEE	Bin Bungee- Fits all Recycling Bins	-	0.05	1	\$7.35
HDOLLY	Bin Dolly	18.5 x 16.7 x 51.5"	16	1	56.06
HRAIL10-4	Bin Rail	4.8 x 0.38 x 4.2"	0.15	2	10.47



Wheeled Carts

- Available in two sizes 13 and 21 gallon.
- Manufactured with recycled material.

LEWISBins+ wheeled carts are designed with a secure 360° double rim, snap tight lid, with easy grip top latch, to keep pests out. Carts ergonomic side handles and wheels make for easy curbside transport. The cornerless design provides smooth interior walls for easy cleaning. The carts are designed for automated (HNPL285) and semi-automated collection (HNPL280). Carts are Green and come with attached cover. FOB Shipping Point.


WHEELED CARTS						
Product No.	Outside Dimensions L x W x H	Volume Gal.	Wt. (lbs.)	Ctn. Qty.	Price Ea.	
HNPL280	12 x 11 x 27"	13	8.2	1	\$31.49	
HNPL285	17.1 x 22 x 32.5"	21	15.4	1	61.63	



Ventilated Stack-N-Nest Containers For Parts Handling

- Stacks when full and nests when empty.
- Ventilated design for easier cleaning, accurate temperature control and minimized cooling times.

The ventilated containers, for LEWISBins+, are a great addition to the Stack-N-Nest product line, as they are ideal for parts washing applications. These rugged totes are resistant to the damaging effects of oil, most chemicals, solvents, water and steam for an extended service life in a facility. Easy Stack-N-Nest® design maximizes space utilization. Available in three sizes. FOB Shipping Point.



VENTILATED STACK AND NEST CONTAINERS												
Product No.	Top Outside Dimensions L x W	Bottom Outside Dimensions L x W	Top Inside Dimensions L x W	Bottom Inside Dimensions L x W	Container Height	Product Clearance	Volume (cu.ft.)	Nest Ratio	Container Bottom	Wt. (lbs.)	Ctn. Qty.	Price Ea.
HAF2013-6	19.7 x 13.1"	17.1 x 11.6"	17.0 x 11.2"	16.6 x 11.2"	5.6"	5"	0.6	2:1	Smooth	2.1	10	\$10.71
HAF2014-11	20.5 x 13.7"	17.7 x 12.2"	16.4 x 10.7"	16.4 x 10.7"	10.8"	9.7"	1.1	2:1	Textured	4.6	6	12.51
HNPL654B	23.9 x 18.7"	22.1 x 15.9"	19.2 x 12.6"	19.2 x 12.6"	8.8"	8.2"	1.2	3:1	Textured	4.8	5	14.63

MAXIMUM-DUTY TRAILERS



Heavy-Duty 5th Wheel Steer Trailer

• Pull loads from 20,000 to 40,000 lbs.

Features heavy channel frame construction. Diamond pattern floor plate deck. 4" I.D. ring grip tongue. Heavy-duty grease plate type fifth wheel with grease zerks. Timken Tapered wheel bearings with grease zerks. Trailers can be furnished with double end steer to be pulled from either end, or 4-wheel steer for tighter turns. Also available with manual hook or automatic couplers and rear hitches – contact dealer for details. FOB Shipping Point.

Size W x D	Cap. (lbs.)	Wheel Size	Deck Height	Wt. (lbs.)	HEAVY-DUTY 5TH WHEEL STEER TRAILER PRESS-ON RUBBER WHEEL		PRESS-ON POLY WHEEL	
					Product No.	Price Ea.	Product No.	Price Ea.
42 x 96"	20,000	15 x 8 x 11 1/4"	20"	1707	H380RO4296	\$6,201.93	H380UO4296	\$6,970.75
48 x 96"	20,000	15 x 8 x 11 1/4"	20"	1763	H380RO4896	6,238.36	H380UO4896	7,007.16
48 x 120"	20,000	15 x 8 x 11 1/4"	20"	1876	H380RO48120	6,481.75	H380UO48120	7,250.56
48 x 144"	20,000	15 x 8 x 11 1/4"	20"	1989	H380RO48144	6,725.14	H380UO48144	7,547.74
60 x 120"	20,000	15 x 8 x 11 1/4"	20"	2006	H380RO60120	6,752.53	H380UO60120	7,521.34
60 x 144"	20,000	15 x 8 x 11 1/4"	20"	2137	H380RO60144	7,024.75	H380UO60144	7,793.57

Other sizes available.

Light Medium-Duty 5th Wheel Steer Trailer

• Available in smooth steel or flush oak deck.

Heavy-duty channel frame construction handles loads up to 8,000 lbs. 4" I.D. loop handle tongue. Grease plate type fifth wheel with grease zerks. Rolls on mold-on rubber tired wheels. Trailers can be furnished with double end steer to be pulled from either end or 4-wheel steer for tighter turns. Also available with manual hook or automatic couplers and rear hitches – contact dealer for details. FOB Shipping Point.



Size W x L	Cap. (lbs.)	Wheel Size	Wheel Description	Deck Height	LIGHT MEDIUM DUTY 5TH WHEEL STEER TRAILER			WOOD DECK		
					Product No.	Price Ea.	Wt. (lbs.)	Product No.	Price Ea.	Wt. (lbs.)
36 x 72"	5500	12 x 3 1/2"	Mold-on Rubber	1 1/2"	H360RR3672	670	\$2,665.75	H361RR3672	625	\$2,718.05
36 x 96"	5500	12 x 3 1/2"	Mold-on Rubber	1 1/2"	H360RR3696	759	2,910.16	H361RR3696	696	2,925.74
48 x 96"	5500	12 x 3 1/2"	Mold-on Rubber	1 1/2"	H360RR4896	848	3,105.58	H361RR4896	756	3,059.99
48 x 120"	5500	12 x 3 1/2"	Mold-on Rubber	1 1/2"	H360RR48120	946	3,255.31	H361RR48120	830	3,157.19
36 x 72"	6500	12 x 4"	Mold-on Rubber	1 1/2"	H362RR3672	695	2,978.04	H363RR3672	650	3,084.10
36 x 96"	6500	12 x 4"	Mold-on Rubber	1 1/2"	H362RR3696	784	3,120.25	H363RR3696	721	3,238.02
48 x 96"	6500	12 x 4"	Mold-on Rubber	1 1/2"	H362RR4896	883	3,417.87	H363RR4896	781	3,372.26
48 x 120"	6500	12 x 4"	Mold-on Rubber	1 1/2"	H362RR48120	971	3,567.58	H363RR48120	855	3,469.48
36 x 72"	8000	12 x 5"	Mold-on Rubber	1 1/2"	H364RR3672	794	3,043.83	H365RR3672	749	3,096.11
36 x 96"	8000	12 x 5"	Mold-on Rubber	1 1/2"	H364RR3696	883	3,180.66	H365RR3696	820	3,250.04
48 x 96"	8000	12 x 5"	Mold-on Rubber	1 1/2"	H364RR4896	972	3,483.66	H365RR4896	880	3,438.05
48 x 120"	8000	12 x 5"	Mold-on Rubber	1 1/2"	H364RR48120	1070	3,633.38	H365RR48120	954	3,535.27

Four-Wheel Steer Trailer

• Choose from 11" or 18" Deck Height.

Four-Wheel Steer Trailer 36" x 72" with a 2,000 lb. capacity. Three sided cage with easy drop down front net to hold product on cart. Front tongue and rear hitch for towing multiple trailers in train like fashion. Deck height of 11" and 18" available. Premium mold on rubber wheels with precision bearings for minimum maintenance. FOB Shipping Point.

HPT3672-11RRN 11" Deck Height,
Wt. 560 (lbs.), Price Ea. \$2,400.00

HPT3672-18RRN 18" Deck Height,
Wt. 560 (lbs.), Price Ea. \$2,500.00



Order Pickers

Order pickers built specifically for Crown and Raymond style machines for a level transition between the order picker platform and the cart deck eliminating trip hazards. The carts are 47" wide by 60" long and have an optional tongue and rear hitch for pulling multiple carts at a time. The carts have a 2000 lb. capacity rating with premium poly casters and precision bearings for easy rolling when fully loaded. A heavy duty floor lock is provided. Crown style carts have a wood grabber bar while the Raymond style have a steel grabber bar. FOB Shipping Point.

HOP4248-C Crown Style, Wt. 425 (lbs.), Price Ea. \$1,633.00

HOP4248-R Raymond Style, Wt. 425 (lbs.), Price Ea. \$1,633.00



Stainless Steel Dri-Pak Container

• Stackable – store indoors or outside.

10 to 150 cu. ft. capacity. Available in Mild or Stainless Steel. DOT specification 56 for shipping hazardous material available. Choice of valves – Butterfly, Iris, Slide Tray. Pictured with Round Butterfly Valve. Contact dealer for pricing and details. FOB Shipping Point.



Stainless Steel Dumping Buggy

• Designed to fit most standard loaders and dumpers.

Made of 14 ga. Type 304 S.S. with 2B finish. Features full rolled top ring and special cast stainless corners. Easy to clean rounded inside corners. V-shaped front side with drip guard. Rugged constructed wheel mounting base. All welds heli-arc'd and blasted. FOB Shipping Point.



Product No.	STAINLESS STEEL DUMPING BUGGY		Caster Size Description	Cap. (lbs.)	Wt. (lbs.)	Price Ea.
	Size W x H x D	Wt.				
HMS400BU	25 x 25 x 21"	400	5" White Plastic Wheels	400	95	\$939.06
HMS600BU	25 x 25 x 31"	600	6" White Plastic Wheels	600	116	1,160.37

SELF DUMPING HOPPERS




Narrow model is designed to fit into tight spaces without losing **LOAD CAPACITY**.

H211731

Dumps Itself
Rights Itself
Locks Itself

- Big labor savers
- All welded construction
- Built tough and durable
- Heavy Duty Rocker Stops

Steel surcharge may apply



H211551

H211305
Profiles change with larger units

Heavy Duty Hoppers Formed Base

HEAVY DUTY HOPPERS FORMED BASE (Stackable) - 12 Ga. Body						
Product No.	Cap. Cu. Yds.	Cap. Wt. (lbs.)	Size L x W x H	Fork Openings	Wt. (lbs.)	Price Ea.
H211701	0.25	2000	49 x 30.75 x 26.5"	2.5 x 20"	305	\$563.00
H211705	0.33	2000	48.5 x 30.75 x 31.5"	2.5 x 20"	315	587.00
H211711	0.5	2000	48.5 x 41.5 x 31.5"	2.5 x 30"	365	647.00
H211731	1	2000	62 x 41.5 x 37"	2.5 x 30"	425	722.00
H211741	1.5	2000	62 x 59.5 x 37"	2.5 x 48"	540	832.00
H211751	2	2000	64 x 59.5 x 46"	2.5 x 48"	600	937.00
H211761	2.5	2000	64 x 59.5 x 51"	2.5 x 48"	620	970.00
H211771*	3	2000	71.5 x 65.5 x 59.5"	2.5 x 39"	810	1503.00
H211781*	4	2000	71.5 x 85.5 x 59.5"	2.5 x 39"	970	1626.00

*Not stackable when empty or full, casters not recommended.

Extra Heavy Duty Stackable Formed Base

EXTRA HEAVY DUTY STACKABLE FORMED BASE (Stackable) - 10 Ga. Body						
Product No.	Cap. Cu. Yds.	Cap. Wt. (lbs.)	Size L x W x H	Fork Openings	Wt. (lbs.)	Price Ea.
H211531	1	4000	62 x 41.5 x 37"	2.5 x 30"	485	\$773.00
H211541	1½	4000	62 x 59.5 x 37"	2.5 x 48"	630	905.00
H211551	2	4000	64 x 59.5 x 46"	2.5 x 48"	690	1018.00
H211561	2½	4000	64 x 59.5 x 51"	2.5 x 48"	730	1058.00

Super Heavy Duty Formed Base

SUPER HEAVY DUTY FORMED BASE (Stackable) - 7 Ga. Body						
Product No.	Cap. Cu. Yds.	Cap. Wt. (lbs.)	Size L x W x H	Fork Openings	Wt. (lbs.)	Price Ea.
H211301	0.25	4000	49 x 30.75 x 26.5"	2.5 x 20"	375	\$631.00
H211305	0.33	4000	48.5 x 30.75 x 31.5"	2.5 x 20"	405	658.00
H211311	0.5	4000	48.5 x 41.5 x 31.5"	2.5 x 30"	470	737.00
H211321	0.75	5000	56.75 x 41.5 x 35.5"	2.5 x 30"	575	850.00
H211331	1	6000	62 x 41.5 x 37"	2.5 x 30"	620	909.00
H211341	1.5	6000	62 x 59.5 x 37"	2.5 x 48"	785	1069.00
H211346*	1.5	6000	64 x 46.5 x 46"	2.5 x 35"	750	1127.00
H211351	2	6000	64 x 59.5 x 46"	2.5 x 48"	880	1222.00
H211356*	2	6000	64 x 46.5 x 51"	2.5 x 35"	790	1229.00
H211361	2.5	6000	64 x 59.5 x 51"	2.5 x 48"	905	1271.00

*Narrow Hopper

Manual Tilt Trucks



- Ideal for banding, cardboard, wood, paper, trash, etc
- Durable general purpose tilt truck makes easy work of refuse handling.

Rugged body is made of heavy duty 14 ga. steel with reinforced corners. Rolls smoothly on large 6" casters - 2 rigid, 2 swivel. Manual lifting should not exceed individual capacity. FOB shipping point.

Product No.	Cap. Cu. Yd.	Wt. Cap. (lbs.)	Size L x W x H	Wt. (lbs.)	Price Ea.
H271231	1	2000	57 x 30.5 x 43"	200	\$475.00
H271251	2	2000	57 x 57.5 x 43"	290	570.00

Super Extra Heavy Duty Structural Base

- These superior hoppers are designed for severe applications where a structural base is a must.
- Ideal for steel processing, heavy stampings, scrap yards, etc.

Rockers on 1½ thru 2½ yd. are mounted inboard and gusseted to provide increased strength to hopper body. FOB Shipping Point.


SUPER EXTRA HEAVY DUTY STRUCTURAL BASE (Non-Stackable) - 7 Ga. Body						
Product No.	Cap. Cu. Yds.	Cap. Wt. (lbs.)	Size L x W x H	Fork Openings	Wt. (lbs.)	Price Ea.
H211332	1	6000	62 x 41.5 x 37"	3 x 30"	660	\$1011.00
H211342	1.5	6000	62 x 59.5 x 37"	3 x 30"	790	1134.00
H211352	2	6000	64 x 59.5 x 46"	3 x 30"	890	1268.00
H211362	2.5	6000	64 x 59.5 x 51"	3 x 30"	930	1323.00



SELF DUMPING HOPPERS

Low Profile Dumpers

- These rugged units are designed to meet height restrictions that cannot be obtained with standard hoppers.
- Used under presses, conveyors or work stations where space is a premium. Lids not available. FOB Shipping Point.



Large Volume, Low Profile Dumpers

- Wide body design and convenient working height of 46" makes this unit a natural for handling large long bulky items. Casters and lids not available. FOB Shipping Point.

LOW PROFILE DUMPERS SUPER HEAVY DUTY FORMED BASE (Stackable) - 7 Ga. Body						
Product No.	Cap. Cu. Yds.	Cap. Wt. (lbs.)	Size L x W x H	Fork Openings	Wt. (lbs.)	Price Ea.
H212299	0.125	2000	30 x 28.5 x 17"	2.5 x 18"	210	\$534.00
H212301	0.25	4000	30 x 41.5 x 17"	2.5 x 29.5"	260	558.00
H212305	0.33	4000	44 x 41.5 x 24"	2.5 x 29.5"	370	663.00
H212311	0.5	4000	44 x 49.5 x 24"	2.5 x 29.5"	410	723.00

LARGE VOLUME LOW PROFILE DUMPERS Super Heavy Duty Structural Base (Non-Stackable) - 7 Ga. Body						
Product No.	Cap. Cu. Yds.	Cap. Wt. (lbs.)	Size L x W x H	Fork Openings	Wt. (lbs.)	Price Ea.
H212361	2.5	6000	64 x 67.5 x 46"	3 x 39"	995	\$1,493.00
H212371	3	6000	64 x 87.5 x 46"	3 x 39"	1085	1,692.00
H212376	3.5	6000	64 x 101.5 x 46"	3 x 39"	1210	1,855.00

Steel surcharge may apply

Chip & Waste Truck

- Designed for confined areas and tight turns with less effort to dump.
- Built to handle the big, bulky capacity jobs.



Helps with savings on housekeeping and safety in the work place. Rugged construction of 14 ga. steel -- completely leakproof. Rolls on long-wearing moldon rubber wheels. Green in color. FOB Shipping Point.

CHIP & WASTE TRUCK						
1-8" x 2" MOLDON RUBBER SWIVEL CASTER/2-10" x 2.5" LOAD WHEELS						
Product No.	Cap. Cu. Ft.	Cap. Wt. (lbs.)	Size L x W x H	Wt. (lbs.)	Price Ea.	
H290200	17.5	1500	68 x 24.5 x 40"	200	\$501.00	
2-8" x 2" MOLDON RUBBER SWIVEL CASTERS/2-10" x 2.5" LOAD WHEELS						
H290300	22.2	2000	68 x 30.5 x 40"	245	578.00	
H290400	26.7	2000	68 x 36.5 x 40"	265	618.00	

Large Volume Hoppers

- Specifically designed to meet your bulk handling requirements.
- Used to handle large volume metal, wood, plastic, cardboard scrap, etc.

Base is constructed from structural channels and angle. Body is reinforced for increased strength. Special bases are required for casters on 3 to 5 yd. self dumping hoppers. FOB Shipping Point.



LARGE VOLUME HOPPERS SUPER HEAVY DUTY STRUCTURAL BASE (Non-Stackable) - 7 Ga. Body						
Product No.	Cap. Cu. Yds.	Cap. Wt. (lbs.)	Size L x W x H	Fork Openings	Wt. (lbs.)	Price Ea.
H211371	3	6000	71.5 x 65.5 x 59.5"	3 x 39"	1250	\$1,904.00
H211381	4	6000	71.5 x 85.5 x 59.5"	3 x 39"	1350	2,160.00
H211391	5	6000	71.5 x 105.5 x 59.5"	3 x 39"	1550	2,307.00

Caster Options

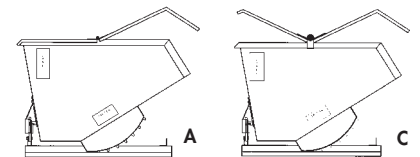
- Hoppers with casters deliver easy rolling capabilities.
- Available in Semi-Steel, Phenolic or Moldon Rubber.

Provides mobility on most surfaces. Other caster options available. 3 to 5 yd cap. require special bases. Caution: Capacity must match or exceed capacity of hopper. FOB Shipping Point.

HEAVY-DUTY CASTERS				
Product No.	Type	Cap. (lbs.)	Wt. (lbs.)	Price Set of 4
H240311	6 x 2.5" Semi-Steel	6000	49	\$207.00
H240331	6 x 2.5" Phenolic	6000	33	190.00
H240511	8 x 2.5" Semi-Steel	6000	61	240.00
H240531	8 x 2.5" Phenolic	6000	42	217.00
MEDIUM HEAVY-DUTY CASTERS				
H240211	6 x 2" Semi-Steel	4800	34	150.00
H240231	6 x 2" Phenolic	4000	28	128.00
H240411	8 x 2" Semi-Steel	3600	48	175.00
H240431	8 x 2" Phenolic	3600	30	150.00
MEDIUM-DUTY CASTERS				
H240251	6 x 2" Moldon Rubber	2000	28	130.00
H240351	6 x 2.5" Moldon Rubber	2400	38	194.00
H240451	8 x 2" Moldon Rubber	2400	38	150.00

Hopper Lids

- Helps in meeting environmental regulations and insurance codes.
- Lids are optional on all units up to 2.5 cubic yard capacity. (Except for low profile units.)



Contents of hoppers stay out of sight for a neater appearance. Two piece lids are available in 1 yd. thru 2.5 yd. (Specify type A or C.) FOB Shipping Point.

HOPPER LIDS			
Product No.	For Cap. Cu. Yds.	Wt. (lbs.)	Price Ea.
H220044	1	65	\$192.00
H220054	1.5	92	237.00
H220064	2	106	248.00
H220074	2.5	106	254.00

PLATFORM & BULK TRUCKS



Precision-Track QUAD STEER TRAILERS

• Answers for all your transport needs

Precision-Track Quad Steer Trailers offer versatile customization to meet the most demanding transport requirements. Our unique design enables true tracking within 2", creating one of the most precise tracking trailers in the industry. Trailers wrap around corners and accurately track in the smallest footprint possible with virtually no drift, decreasing the amount of space needed for trailer paths. Simple, low maintenance design. Trailer options include deck size and capacity, wheel, drawbar and hitch groups. More options available -- call for details. Green is standard color. Black (-BLK), Blue (-BL), Gray (-GY), Red (-RD), and Tan (-TN) colors available for an upcharge. Call for information. FOB Shipping Point.



Product No.	Cap. (lbs.)	Bed Size W x L	TRAILER DECK		Wt. (lbs.)	Price Ea.
			Front of Drawbar To Trailer	Height -Top of Deck to Middle Spindle		
HF68932A4	2000	36 x 60"	34.5"	11.2"	208	\$974.51
HF68933A5	2000	36 x 72"	34.5"	11.2"	223	1,111.71
HF68934A6	2000	48 x 60"	34.5"	11.2"	225	1,249.63
HF68935A7	2000	48 x 96"	23.5"	11.2"	278	1,398.15
HF68818A6	4000	36 x 60"	36"	13.5"	295	1,118.23
HF68819A7	4000	36 x 72"	35"	13.5"	318	1,211.71
HF68820A8	4000	48 x 60"	36"	13.5"	341	1,349.63
HF68821A9	4000	48 x 96"	25.5"	13.5"	416	1,498.16
HF68822A0	6000	36 x 72"	35"	13.5"	349	1,311.71
HF68841A9	6000	48 x 60"	36"	13.5"	367	1,449.63
HF68859A3	6000	48 x 96"	25.5"	13.5"	458	1,598.15
HF68924A6	6000	54 x 102"	25.5"	13.5"	489	1,619.13
HF68930A2	6000	54 x 120"	25.5"	13.5"	543	1,901.81
HF68815A3	8000	36 x 72"	35"	13.5"	388	1,511.71
HF68814A2	8000	48 x 60"	36"	13.5"	407	1,649.61
HF68813A1	8000	48 x 96"	25.5"	13.5"	514	1,798.15
HF68925A7	8000	54 x 102"	25.5"	13.5"	537	1,819.12

Product No.	WHEEL OPTIONS (Includes 4 Wheels & Mounting Hardware)			Wt. (lbs.)	Price Ea.
	Description	Wheel Radius	Cap. (lbs.)		
HF63723A0	10 x 2 1/2" Molded-On	5"	2000	25	\$222.71
HF63670A4	16 x 8" Pneumatic Foam	8"	2000	160	719.44
HF63726A7	16 x 8" Pneumatic	8"	2000	52	298.12
HF68805A3	16" Pneumatic	8"	4000	56	348.92
HF68804A2	16" Pneumatic Foam	8"	4000	320	757.93
HF68803A1	20" Pneumatic	10"	6000	114	771.69
HF68802A0	20" Pneumatic Foam	10"	6000	332	1,326.27
HF68797A5	21" Pneumatic	10.75"	8000	161	3,102.87
HF68796A4	21" Pneumatic Foam	10.75"	8000	335	3,813.99
HF63725A8	12 x 3" Poly	6"	2, 4, 6 & 8000	40	406.44

Product No.	DRAWBAR & HITCH OPTIONS (Includes Drawbar, Hitch Attachment & Mounting Hardware)			Wt. (lbs.)	Price Ea.
	Description	Cap. (lbs.)			
HF68809A7	Pin & Clevis Tongue & Hitch	2, 4, 6 & 8000	8	\$65.97	
HF68808A6	Ball Hitch & Coupler Tongue	2, 4, 6 & 8000	9	91.20	
HF68807A5	Ring Tongue & Pintle Hitch	2, 4, 6 & 8000	15	149.49	
HF68806A4	Auto Latch Hitch & Tongue	2 & 4000	17	290.97	




Tilt Trucks

- Time-saving way to handle loads of waste, chips, shavings, scraps and sludge.
- Rugged trucks are extremely maneuverable with a trim design that fits easily through most doorways and narrow aisles.

Balanced to maneuver and dump with minimum effort. Low tapered end panels allow easy loading with minimal spillage. Tough 14 ga. steel construction throughout withstands daily rough use. All seams have leak proof welds for efficient liquid transfer. Heavy duty wheels roll easily on sealed bearings. Mold-on solid tires for trouble-free handling on smooth or hard surfaces (10 x 2 1/2" load wheels, 8 x 2" swivel wheel). HF85056A9 has a single swivel caster on the tapered end and HF85057A8 has the single swivel caster on the flat end. FOB Shipping Point.



Product No.	Size W x L x H	Capacity Flow Cu. ft.	Mold-On Tires	Load Capacity (lbs.)	Wt. (lbs.)	Price Ea.
HF85056A9	24 x 48 x 39"	10.9	Yes	1000	146	\$476.91
B) 3-WHEEL SINGLE-TAPERED END STYLE 2 fixed casters, 1 front swivel on flat end						
HF85057A8	24 x 48 x 39"	10.9	Yes	1000	144	476.91
C) 4-WHEEL DUAL-TAPERED END STYLE 2 fixed casters, 2 rear swivel steering casters						
HF85142A5	30 x 68 x 39"	22.2	Yes	2000	198	559.76
HF85161A1	36 x 68 x 39"	26.7	Yes	2000	205	618.36
D) 3-WHEEL DUAL-TAPERED END STYLE 2 fixed casters, 1 rear swivel steering caster						
HF85096A1	24 x 68 x 39"	17.4	Yes	1500	164	524.44



EZ Dump Hopper System


The Hydraulic EZ Dump Hopper System increases productivity and lowers overhead expenses by reducing employee downtime and decreasing the number of fork lifts needed to complete jobs. Auto Lock Hoppers are 14 gauge steel and feature watertight continuous welds. Also included are two fixed and two swivel 6" casters. All hoppers have tapered fronts to help initiate dumping. Custom sizes are available within the 2,000 lb. limitation of the attachment. The Hydraulic Dumping Fork Truck Attachment quickly attaches to the forks in as little as 30 seconds when a hopper is ready to be dumped. Once completed the fork lift is now ready to collect, move, and dump fully loaded hoppers. The design of the dumper and hopper allow for 100% dumping capability. Load Capacity: 2,000 lbs. Usable Fork Tube Size: 2 1/2" x 6 1/2" x 31 1/2". Distance between forks: 27 1/2". FOB Shipping Point.



Shown with optional EZ Dump Attachment

EZ DUMP HOPPER SYSTEM				
Product No.	Description	Overall Size W x D x L	Wt. (lbs.)	Price Ea.
HF89679	1/2 cubic yard Hopper	30 x 30 x 46"	150	\$562.96
HF89680	1 cubic yard Hopper	45 x 30 x 53"	200	625.57
HF89681 EZ Dump Attachment, size 40 1/2" L. x 41" W. Wt. 280 (lbs.), Price Ea. \$1,391.25				

STEEL HOPPERS



Automatically Returns to Locked Position

Bump Here To Unlock & Dump

Optional poly lids and casters available.

Horseshoe retaining design allows rotation and dumps further into center of bin.

Shown with Optional Lid

Bumper Release Steel Hoppers

- Superior engineering offers years of rugged surface.

This bumper release hopper dumps as soon as the bumper is pushed. This style also returns to the locked position automatically after it dumps. A safety lock is standard on both styles to prevent accidental dumping. A safety restraint is provided to secure the hopper to the forklift. Fork pockets measure 7½" x 2½". FOB Shipping Point.

SELF DUMPING HOPPER WITH BUMPER

Product No.	Cap. Cu. Yd.	Usable Size W x D x H	Cap. (lbs.)	Steel Fork Pocket Gauge	Fork Pocket Centers	Wt. (lbs.)	Price Ea.
HD-100-LD	1	41¼ x 61 x 42¾"	2000	12	18"	460	\$806.00
HD-200-LD	2	56¼ x 69 x 52¾"	2000	12	28"	572	1,019.00
HD-300-LD	3	81¾ x 69 x 50¾"	2000	12	28"	898	1,648.00
HD-200-MD	2	56¼ x 61 x 52¾"	4000	10	28"	655	1,084.00
HD-300-MD	3	81¾ x 61 x 50¾"	4000	10	28"	898	1,751.00
HD-33-HD	½	26 x 52 x 38"	6000	8	18"	368	694.00
HD-50-HD	½	33¼ x 52 x 38"	6000	8	18"	415	759.00
HD-75-HD	¾	31½ x 60½ x 43"	6000	8	18"	531	810.00
HD-100-HD	1	41¼ x 61 x 42¾"	6000	8	18"	563	982.00
HD-150-HD	1½	43¼ x 61 x 52"	6000	8	28"	662	1,138.00
HD-200-HD	2	56¼ x 61 x 52¾"	6000	8	28"	731	1,309.00
HD-250-HD	2½	69½ x 69 x 52"	6000	8	28"	844	1,539.00
HD-300-HD	3	81¾ x 61 x 50¾"	6000	8	28"	898	1,827.00



Fork pockets are 7" x 2" on 21½" centers. 11½" FPC on 0.5 cu. yd. model.

Fork Tubes

SAFER and more convenient.

No Lid Available

Portable Steel Hoppers

- Makes handling waste and bulk material safer and more convenient.
- Fork truck entry tubes make dumping into large containers easy. Foot operated caster lock is included. Rolls on 8 x 2" phenolic wheels. Weight capacity is 2000 lbs. FOB Shipping Point.

PORTABLE STEEL HOPPERS

Product No.	Cap. Cu. Yd.	Size W x D x H	Cap. (lbs.)	Steel Gauge	Wt. (lbs.)	Price Ea.
HP-HOP-0.5	0.5	35 x 52¼ x 38½"	2000	12	286	\$770.00
HP-HOP-1	1	59 x 53½ x 38½"	2000	12	372	831.00
HP-HOP-1.5	1.5	59 x 53½ x 50"	2000	12	410	870.00

Steel Hoppers

- Low profile design.
- Minimize filling height – maximize visual inspection.

The low profile design is essential for convenient loading and dumping. Dumping is quick and simple. A cable runs up to the driver and with a simple pull the unit dumps. Then the hopper returns to a locked position when lowered to the ground. Fork pockets measure 7" x 2". Durable powder coat finish. Optional casters and lids available. FOB Shipping Point.

LIGHT DUTY - 12 GA. STEEL							
Product No.	Cap. Cu. Yd.	Size W x L x H	Cap. (lbs.)	Fork Pocket Centers	Wt. (lbs.)	Price Ea.	
HH-25-LD	¼	25 x 46 x 18"	2000	11½"	164	\$558.00	
HH-50-LD	½	25 x 51¼ x 28"	2000	11½"	205	636.00	
HH-100-LD	1	49 x 51¼ x 28"	2000	21½"	325	759.00	
HH-150-LD	1½	49 x 52 x 40"	2000	21½"	363	867.00	
MEDIUM DUTY -- 10 GA. STEEL							
HH-25-MD	¼	25 x 46 x 18"	4000	11½"	207	583.00	
HH-50-MD	½	25 x 51¼ x 28"	4000	11½"	258	666.00	
HH-100-MD	1	49 x 51¼ x 28"	4000	21½"	362	778.00	
HH-150-MD	1½	49 x 52 x 40"	4000	21½"	448	961.00	
HEAVY DUTY -- 8 GA. STEEL							
HH-25-HD	¼	25 x 46 x 18"	6000	11½"	207	613.00	
HH-50-HD	½	25 x 51¼ x 28"	6000	11½"	269	701.00	
HH-100-HD	1	49 x 51¼ x 28"	6000	21½"	392	867.00	
HH-150-HD	1½	49 x 52 x 40"	6000	21½"	467	1,094.00	

Hgt. from the front lip to the floor H-25 14", H-50 21", H-100 21" and H-150 30¾".


Casters

Create portable hoppers to transport loads of refuse, scrape metal, wood, plastic, cardboard and more. Casters ordered with original hopper are equipped with caster pads for quick bolt-on installation. Choose from Semi-Steel, Mold-On Rubber or Poly-On Steel. ¼ & ½ cu. yd. Steel Hoppers "HH" Series only include 3 casters. FOB Shipping Point.


OPTIONAL CASTERS

Product No.	Caster Size	Description	Cap. (lbs.)	Ctn. Qty.	Wt. (lbs.)	Price Ea.
HHOP-SC6-2	6 x 2"	Semi-Steel	4800	4	28	\$202.00
HHOP-SC8-2	8 x 2"	Semi-Steel	4800	4	27	223.00
HHOP-RC6-2	6 x 2"	Mold-On Rubber	2400	4	27	202.00
HHOP-RC8-2	8 x 2"	Mold-On Rubber	2400	4	36	223.00
HHOP-PC6-2	6 x 2"	Poly-On Steel	4800	4	34	259.00
HHOP-PC8-2	8 x 2"	Poly-On Steel	4800	4	40	288.00

¼ and ½ cu. yd. "HH" series steel hoppers only include 3 casters.



Shown with Optional Lid



Semi-Steel

Mold-On Rubber



Poly-On Steel

Hopper Lids

Keep the contents of hoppers out of sight for a neater appearance. Constructed from heavy-duty virgin black polyethylene material, these lids are lightweight and easy to open. Top of lid includes a crown for water drainage and a ribbed design for strength and aesthetics. Ideal for schools, hospitals and warehouses. Factory or field installed. FOB Shipping Point.



LIDS FOR BUMPER RELEASE AND STEEL HOPPERS			
Product No.	For Use w/Hopper Cu. Yd. Cap.	Wt. (lbs.)	Price Ea.
USE WITH STEEL HOPPERS "HH" Series			
HPLID-H-25	¼	56	\$112.00
HPLID-H-50	½	57	136.00
HPLID-H-100	1	56	151.00
HPLID-H-150	1½	61	193.00
USE WITH BUMPER RELEASE STEEL HOPPERS "HD" Series			
HPLID-D-33	½	57	112.00
HPLID-D-50	½	57	136.00
HPLID-D-75	¾	58	145.00
HPLID-D-100	1	57	151.00
HPLID-D-150	1½	58	193.00
HPLID-D-200	2	59	203.00
HPLID-D-250	2½	59	230.00
HPLID-D-300	3	61	256.00

STEEL CONTAINERS



- Move more material, cut handling time.
- Utilize air space, save floor space.
- Prevent product damage.
- Store difficult-to-handle items.

Half drop gate (gate is on the long side).



Steel Corrugated Containers

- Made of corrugated 13 ga. sides for strength and rigidity.
- These heavy-duty corrugated steel containers are rated to hold 4000 lbs. each and stack 5 high.

Utilize your airspace and save your floor space with steel stackable containers! Available with or without an ergonomic half drop gate (gate is on the long side). These containers are interchangeable with other models and have a 4" underclearance. A durable powder coat paint finish is available in green, blue, red or orange -- please specify. Contact dealer about custom sizes and colors. FOB Shipping Point.

CORRUGATED STEEL CONTAINERS WITH 18" INSIDE HEIGHT				
Product No.	Overall Size W x D x H	Cap. Cu. Ft.	Wt. (lbs.)	Price Ea.
H600-379	30 x 30 x 23.5"	9.0	115	\$233.20
H600-424	30 x 35 x 23.5"	10.9	125	234.96
H600-381	30 x 42 x 23.5"	12.6	140	244.02
H600-380	35 x 35 x 23.5"	12.3	136	237.59
H600-382	35 x 42 x 23.5"	14.9	153	250.28
H600-425	35 x 48 x 23.5"	17.0	171	262.96
H600-383	42 x 42 x 23.5"	17.9	175	270.65
H600-384	42 x 48 x 23.5"	20.5	190	283.07
H600-385	48 x 48 x 23.5"	23.5	206	295.51

Deduct \$15.75/Pc for unpainted containers

CORRUGATED STEEL CONTAINER WITH 24" INSIDE HEIGHT				
Product No.	Overall Size W x D x H	Cap. Cu. Ft.	Wt. (lbs.)	Price Ea.
H600-372	30 x 30 x 29.5"	12.5	139	\$242.05
H600-423	30 x 35 x 29.5"	14.5	149	250.29
H600-374	30 x 42 x 29.5"	17.5	166	267.47
H600-373	35 x 35 x 29.5"	17.0	160	257.61
H600-375	35 x 42 x 29.5"	20.5	186	280.01
H600-426	35 x 48 x 29.5"	23.4	196	286.38
H600-376	42 x 42 x 29.5"	24.6	195	309.68
H600-377	42 x 48 x 29.5"	27.4	222	318.18
H600-378	48 x 48 x 29.5"	31.3	243	325.37

Deduct \$16.80/Pc for unpainted containers

CORRUGATED STEEL CONTAINER WITH 24" INSIDE HEIGHT & HALF DROP GATE				
Product No.	Overall Size W x D x H	Cap. Cu. Ft.	Wt. (lbs.)	Price Ea.
H600-273	30 x 30 x 29.5"	12.5	139	\$257.66
H600-421	30 x 35 x 29.5"	14.5	149	265.89
H600-400	30 x 42 x 29.5"	17.5	166	286.17
H600-340	35 x 35 x 29.5"	17.0	160	272.33
H600-401	35 x 42 x 29.5"	20.5	186	298.72
H600-422	35 x 48 x 29.5"	23.4	196	303.40
H600-341	42 x 42 x 29.5"	24.6	195	328.38
H600-402	42 x 48 x 29.5"	27.4	222	338.68
H600-403	48 x 48 x 29.5"	31.3	243	345.87

Deduct \$16.80/Pc for unpainted containers

Wire Mesh Containers

- Made of 3/8" wire on 2" centers for air circulation and easy part identification.
- Each container has a 2500 lb. capacity and stack 5 high for space conservation.
- Available with or without an ergonomic half drop gate.

RIGID WIRE CONTAINERS WITH 18" INSIDE HEIGHT				
Product No.	Overall Size W x D x H	Cap. Cu. Ft.	Wt. (lbs.)	Price Ea.
H600-398	30 x 30 x 23.5"	9.0	107	\$269.48
H600-391	30 x 42 x 23.5"	12.6	132	283.91
H600-399	35 x 35 x 23.5"	12.3	128	289.90
H600-392	35 x 42 x 23.5"	14.9	140	294.93
H600-411	35 x 48 x 23.5"	17.0	155	306.12
H600-393	42 x 42 x 23.5"	17.9	160	313.45
H600-394	42 x 48 x 23.5"	20.5	175	328.33
H600-395	48 x 48 x 23.5"	23.5	190	342.20

Deduct \$15.75/Pc for unpainted containers

RIGID WIRE CONTAINERS WITH 24" INSIDE HEIGHT				
Product No.	Overall Size W x D x H	Cap. Cu. Ft.	Wt. (lbs.)	Price Ea.
H600-386	30 x 30 x 29.5"	12.5	135	\$277.67
H600-388	30 x 42 x 29.5"	17.5	148	290.90
H600-387	35 x 35 x 29.5"	17.0	145	297.09
H600-389	35 x 42 x 29.5"	20.5	152	301.52
H600-412	35 x 48 x 29.5"	23.4	167	313.60
H600-390	42 x 42 x 29.5"	24.6	172	324.34
H600-396	42 x 48 x 29.5"	27.4	187	338.18
H600-397	48 x 48 x 29.5"	31.3	202	352.41

Deduct \$16.80/Pc for unpainted containers

RIGID WIRE CONTAINERS WITH 24" INSIDE HEIGHT & HALF DROP GATE				
Product No.	Overall Size W x D x H	Cap. Cu. Ft.	Wt. (lbs.)	Price Ea.
H600-413	30 x 30 x 29.5"	12.5	135	\$296.98
H600-415	30 x 42 x 29.5"	17.5	148	315.04
H600-414	35 x 35 x 29.5"	17.0	145	310.06
H600-416	35 x 42 x 29.5"	20.5	152	324.77
H600-417	35 x 48 x 29.5"	23.4	167	336.38
H600-418	42 x 42 x 29.5"	24.6	172	345.07
H600-419	42 x 48 x 29.5"	27.4	187	358.89
H600-420	48 x 48 x 29.5"	31.3	202	372.76

Deduct \$16.80/Pc for unpainted containers

BULK CONTAINERS

• Bulk Container Selection Guide

With all the styles, sizes, and options available with bulk containers, it can be a challenge to choose the right one for your application. This guide will help you through the process by providing you with the basic information needed to select a container, including details on construction, weight capacities, drop doors, stackability, and other features. For more assistance, call us.

• Bulk Box Capacity Guide

Medium Duty: 1500 pounds or less. Versatile container group suited to handle a majority of storage requirements and transportation demands.

Standard Duty: 1501-2000 pounds. Typically used to transport dense industrial parts and automotive components in high volume applications.

Heavy Duty: 1800-2500 pounds. Recommended in demanding situations with heavy, free flowing loads and/or in a rough material handling environment. Features steel reinforcement in high impact areas coupled with a unique wall locking design.

• Purchase Considerations

Compatibility: Will the container need to stack with others that are already in your, or your customer's plant?

Stackability: Will you be stacking one full container on top of another? Note the stacking height restrictions.

Return Ratio: Some containers fold down to a lower height than others, saving space and freight charges on return trips. Example – 3:1 ratio means 3 collapsed units equal the height of 1 erect container.

Collapsibility: Don't need to collapse a container? Choose from numerous fixed height models.

Drop Doors: These are the small fold down doors on some of the walls. They allow easy, ergonomic access to contents.

Latch Style: Some containers offer snap-lock style latches to easily open and close drop doors and to easily collapse walls. Heavy duty models offer post & pocket latches that are less prone to damage.

Lids: Optional lids protect contents from dust and damage. Containers can be stacked with or without the lids.

Special Conditions: Always consider testing a container under actual conditions to determine suitability.

Medium-Duty Collapsible Bulk Containers

- Durable construction for weight rated from 1200 to 1500 lbs.
- Two ergonomic drop doors for easy access to materials.

Constructed from durable HDPE injection molded materials. Features easy-close, snap-lock latches for fast and easy opening and collapsing of container. Plastic base runners provide for an interlocking base for stacking. Available in Black or Gray. FOB Shipping Point.




MEDIUM-DUTY COLLAPSIBLE BULK CONTAINERS						
Product No.	Size L x W x H	Capacity (lbs.)	Return Ratio	Color	Wt. (lbs.)	Price Ea.
HBG484046251001	48 x 40 x 46"	1200	3.6:1	Gray	145	\$418.77
HBN4845252010000	48 x 45 x 25"	2500	2.3:1	Black	100	340.25
HBN4845342010000	48 x 45 x 34"	2500	3:1	Black	122	380.28
HBN48453423000	48 x 45 x 34"	2500	3:1	Blue	122	380.28
STANDARD-DUTY COLLAPSIBLE BULK CONTAINERS						
HBN3230252010000	32 x 30 x 25"	1800	1.9:1	Black	64	258.99
HBN3230342010000	32 x 30 x 34"	1800	2.6:1	Black	78	294.18
HBS6448340210002	64 x 48 x 34"	2000	2.5:1	Black	183	476.50
HEAVY-DUTY COLLAPSIBLE BULK CONTAINERS						
HBS3230342010000	32 x 30 x 34"	1800	2.2:1	Black	91	291.58
HBN4840342010000	48 x 40 x 34"	2500	3.0:1	Black	149	357.70
HBN4845252010000	48 x 45 x 25"	2500	2.1:1	Black	140	410.65
HBN4845342010000	48 x 45 x 34"	2500	3.0:1	Black	163	422.08

Standard-Duty Collapsible Bulk Containers

- Helps control bulk inventory and parts handling.
- Standard-duty bins securely stack atop each other – or sit securely on shelving.

Molded of HDPE structural foam these containers are perfect for transporting dense industrial and automotive components in high volume applications. Available for conveniently handling loads from 1501 to 2000 lbs. Features two ergonomic drop doors for ease of accessibility and to help protect contents from damage. Opens and collapses securely with easy-close, snap-lock latches. Plastic base runners for interlocking stacking abilities. Available in Black. FOB Shipping Point.



Fixed-Height Non-Collapsible Containers

- Constructed of durable HDPE material.
- Plastic runners or independent foot support.

Built tough with HDPE structural foam with steel reinforcement. Available for loads from 900 to 2300 lbs. Features strong interlocking post and pocket wall panel design. Steel base runners and corner hit plates deflect fork lift impact. Two drop doors utilizing post and pocket design. Two or four way entry. Available in Blue or FDA approved material in White. FOB Shipping Point.



Heavy-Duty Collapsible Bulk Containers

- Perfect for moving and storing heavy, free flowing loads in a rough material handling environment.
- Steel reinforcement provides protection from high impact in moving and loading materials.

Built tough with HDPE structural foam with steel reinforcement. Available for loads ranging from 1800 to 2500 lbs. Features strong interlocking post and pocket wall panel design. Durable steel base runners and corner hit plates deflect fork lift impact. Two drop doors utilizing post and pocket design. Collapsible, for storage of container when not in use. Available in Black. FOB Shipping Point.



FIXED-HEIGHT NON-COLLAPSIBLE BULK CONTAINERS						
Product No.	Size L x W x H	Capacity (lbs.)	Entry Type	Color	Wt. (lbs.)	Price Ea.
HBF42292800SG000	42 x 29 x 28"	900	2 Way	White	71	\$200.42
HBF48442900SG000	48 x 44 x 30"	700	4 Way	White	95	255.72
HBF484515XP23000	48 x 45 x 15"	2300	4 Way	Blue	95	184.35
HBF484519XP23000	48 x 45 x 19"	2300	4 Way	Blue	118	295.38

Container Lids

Optional lids further protect contents from dirt, dust and damage.

Containers can be stacked with lids.

Black in color. FOB Shipping Point.

CONTAINER LIDS			
Product No.	Size L x W	Wt. (lbs.)	Price Ea.
HTS3230020010000	32 x 30"	11	\$31.42
HTL4840030010000*	48 x 40"	22	52.32
HTS4840020010000**	48 x 40"	23	61.35
HTL4845030010000	48 x 45"	25	48.36

*HBI Series

**HBG Series

BULK STEEL CONTAINERS



Corrugated Container



Corrugated Container With Drop Gate



Corrugated Container With Hopper Front



Wire Mesh Container



Wire Mesh Container With Drop Gate

Corrugated Bulk Steel Containers

- Interchangeable with Wire Mesh Bulk Containers.
- Stacks five high.

Corrugated Bulk Steel Containers are standard quick delivery units that come in many different sizes with a standard nominal inside height of 18" or 24". Constructed of 13 gauge corrugated sheet steel on all four sides, 12-13 gauge corrugated sheet steel bottom and heavy duty corner assemblies which consist of 2 x 2 x 3/8" angle iron, 7 gauge stacking targets and 4" legs. Sides and bottom are designed to contain a maximum of 4,000 lbs. of bulk material and the corner assemblies are designed to hold fully loaded units stacked five high. All welded combination will provide dependable use for years. All units come standard with a one year workmanship warranty. Available in Blue (-B), Green (-G), Teal (-T), Black (-Z) or Gray (-X) industrial enamel applied to metal, inside and out but not including underside. Also available Unpainted (-U). FOB Shipping Point.

CORRUGATED BULK STEEL CONTAINERS						
Product No.	Size I.D. L x W	Overall Size L x W x H	Cap. Cu. Ft.	Wt. (lbs.)	Unpainted (-U) Price Ea.	Painted* Price Ea.
18" INSIDE HEIGHT CORRUGATED						
H51023	24 x 24"	25.5 x 25.5 x 23.5"	6	91	\$138.29	\$176.86
H51020	24 x 30"	25.5 x 31.5 x 23.5"	7.5	100	151.09	189.66
H51012	30 x 30"	31.5 x 31.5 x 23.5"	9.4	110	158.64	197.21
H51013	30 x 35"	31.5 x 36.5 x 23.5"	10.9	120	166.18	204.75
H51014	30 x 42"	31.5 x 43.5 x 23.5"	13.1	136	193.65	232.22
H51000	35 x 35"	36.5 x 36.5 x 23.5"	12.8	132	190.91	229.49
H51001	35 x 42"	36.5 x 43.5 x 23.5"	15.3	152	204.64	243.21
H51002	35 x 48"	36.5 x 49.5 x 23.5"	17.5	159	226.62	265.19
H51003	42 x 42"	43.5 x 43.5 x 23.5"	18.4	163	245.85	284.42
H51004	42 x 48"	43.5 x 49.5 x 23.5"	21	184	259.58	298.15
H51005	48 x 48"	49.5 x 49.5 x 23.5"	24	197	267.82	306.39
24" INSIDE HEIGHT CORRUGATED						
H51021	24 x 30"	25.5 x 31.5 x 29.5"	10	120	\$184.05	\$222.62
H51016	30 x 30"	31.5 x 31.5 x 29.5"	12.5	133	196.41	234.98
H51017	30 x 35"	31.5 x 36.5 x 29.5"	14.6	144	199.14	237.71
H51018	30 x 42"	31.5 x 43.5 x 29.5"	17.5	160	225.25	263.82
H51006	35 x 35"	36.5 x 36.5 x 29.5"	17	156	214.25	252.82
H51007	35 x 42"	36.5 x 43.5 x 29.5"	20.4	180	234.86	273.43
H51008	35 x 48"	36.5 x 49.5 x 29.5"	23.3	190	251.34	289.91
H51009	42 x 42"	43.5 x 43.5 x 29.5"	24.5	192	260.96	299.53
H51010	42 x 48"	43.5 x 49.5 x 29.5"	28	216	284.31	322.88
H51011	48 x 48"	49.5 x 49.5 x 29.5"	32	231	302.16	340.73
24" INSIDE HEIGHT CORRUGATED WITH DROP GATE						
H51021DG30	24 x 30"	25.5 x 31.5 x 29.5"	10	120	\$222.62	\$261.19
H51016DG30	30 x 30"	31.5 x 31.5 x 29.5"	12.5	133	234.98	273.55
H51017DG35	30 x 35"	31.5 x 36.5 x 29.5"	14.6	144	237.71	276.29
H51018DG42	30 x 42"	31.5 x 43.5 x 29.5"	17.5	160	263.82	302.39
H51006DG35	35 x 35"	36.5 x 36.5 x 29.5"	17	156	252.82	291.39
H51007DG42	35 x 42"	36.5 x 43.5 x 29.5"	20.4	180	273.43	312.00
H51008DG48	35 x 48"	36.5 x 49.5 x 29.5"	23.3	190	289.91	328.48
H51009DG42	42 x 42"	43.5 x 43.5 x 29.5"	24.5	192	299.53	338.10
H51010DG48	42 x 48"	43.5 x 49.5 x 29.5"	28	216	322.88	361.45
H51011DG48	48 x 48"	49.5 x 49.5 x 29.5"	32	231	340.73	379.30
24" INSIDE HEIGHT CORRUGATED HOPPER FRONT						
H51021HF30	24 x 30"	37 x 31.5 x 29.5"	10	125	\$247.56	\$286.13
H51016HF30	30 x 30"	43 x 31.5 x 29.5"	12.5	138	259.93	298.50
H51017HF35	30 x 35"	43 x 36.5 x 29.5"	14.6	149	262.66	301.23
H51018HF42	30 x 42"	43 x 43.5 x 29.5"	17.5	165	288.76	327.33
H51006HF35	35 x 35"	48 x 36.5 x 29.5"	17	161	277.77	316.34
H51007HF42	35 x 42"	48 x 43.5 x 29.5"	20.4	185	298.37	336.94
H51008HF48	35 x 48"	48 x 49.5 x 29.5"	23.3	195	314.85	353.42
H51009HF42	42 x 42"	55 x 43.5 x 29.5"	24.5	197	324.47	363.05
H51010HF48	42 x 48"	55 x 49.5 x 29.5"	28	221	347.82	386.39
H51011HF48	48 x 48"	61 x 49.5 x 29.5"	32	236	365.67	404.25

*Add suffix after Product No. Blue (-B), Green (-G), Teal (-T), Black (-Z) or Gray (-X).

Wire Mesh Bulk Steel Containers

- Interchangeable with Corrugated Bulk Steel Containers.
- Stacks five high.

Wire Mesh Bulk Steel Containers are standard quick delivery units that come in six different sizes with a standard nominal inside height of 24". All four sides are constructed of wire mesh panels with Ø.187 wire spot welded at 2" square centers with angle iron framing allowing maximum visibility and promotes air flow. 12-13 gauge corrugated sheet steel is used for bottom and corner assemblies which consist of 2 x 2 x 3/8" angle iron. 7 gauge stacking targets and 4" legs. Sides and bottom are designed to contain a maximum of 2,500 lbs. of bulk material and the corner assemblies are designed to hold fully loaded units stacked five high. All welded combination will provide dependable use for years. All units come standard with a one year workmanship warranty. Available in Blue (-B), Green (-G), Teal (-T), Black (-Z) or Gray (-X) industrial enamel applied to metal, inside and out but not including underside. Also available Unpainted (-U). FOB Shipping Point.

WIRE MESH STEEL CONTAINERS						
Product No.	Size I.D. L x W	Overall Size L x W x H	Cap. Cu. Ft.	Wt. (lbs.)	Unpainted (-U) Price Ea.	Painted* Price Ea.
24" INSIDE HEIGHT WIRE MESH						
H61006	35 x 35"	36.5 x 36.5 x 29.5"	17	130	\$257.52	\$296.09
H61007	35 x 42"	36.5 x 43.5 x 29.5"	20.4	145	274.69	313.26
H61008	35 x 48"	36.5 x 49.5 x 29.5"	23.3	160	291.78	330.35
H61009	42 x 42"	43.5 x 43.5 x 29.5"	24.5	165	294.98	333.55
H61010	42 x 48"	43.5 x 49.5 x 29.5"	28	180	312.15	350.72
H61011	48 x 48"	49.5 x 49.5 x 29.5"	32	195	329.25	367.82
24" INSIDE HEIGHT WIRE MESH WITH DROP GATE						
H61006DG35	35 x 35"	36.5 x 36.5 x 29.5"	17	135	\$310.38	\$348.95
H61007DG42	35 x 42"	36.5 x 43.5 x 29.5"	20.4	150	327.54	366.11
H61008DG48	35 x 48"	36.5 x 49.5 x 29.5"	23.3	165	344.64	383.21
H61009DG42	42 x 42"	43.5 x 43.5 x 29.5"	24.5	170	347.84	386.41
H61010DG48	42 x 48"	43.5 x 49.5 x 29.5"	28	185	365.01	403.58
H61011DG48	48 x 48"	49.5 x 49.5 x 29.5"	32	200	382.10	420.67

*Add suffix after Product No. Blue (-B), Green (-G), Teal (-T), Black (-Z) or Gray (-X).

PLASTIC CONTAINERS & CARTS



Bayhead
Products Corp.

Heavy-Duty Molded Plastic Containers


Boxes with lids

- Boxes available in unique & hard-to-find sizes.
- Rotationally molded for superior durability - Gray color standard.
- Optional colors available in minimum non-returnable quantities of 10 each. Contact dealer for details. FOB Shipping Point.



A) HBC-3616-L, HBC-4721-L

B) HKW- series containers



C) HWLG-57



D) HGY-ST, HVT-20

E) BS-series containers



Stacking Boxes/Nesting Boxes



F) HHT-3, HHT-6



G) HJB-19



I) HTF-14 (shown with standard milk crate)



J) HJCP-1



K) HPTI-2

Stack & Nest Boxes



L) HDJ-1



M) HGB-1



N) HPES-22

O) HFM-2

P) HFM-1 (Lid available)

HEAVY-DUTY MOLDED PLASTIC CONTAINERS

Ltr. No.	Product No.	Overall Size L x W x H	I.D. Bottom L x W x H	Description	Wt. (lbs.)	Price Ea.
A	HBC-3616-L	38½ x 18 x 9"	36 x 15½ x 8½"	Nests, includes lid for stacking	15	\$70.00
A	HBC-4721-L	48 x 23 x 13"	45 x 19½ x 13"	Nests, includes lid for stacking	29	95.00
B	HKW-1-L	54 x 11½ x 8"	51¼ x 8 x 7¾"	Nests, includes lid for stacking	14	60.00
B	HKW-2-L	64 x 12 x 8"	61 x 8 x 7¾"	Nests, includes lid for stacking	18	80.00
B	HKW-3-L	42 x 15 x 8"	39 x 11½ x 7¾"	Nests, includes lid for stacking	10	50.00
B	HKW-4-L	57 x 18 x 8"	53½ x 14 x 7½"	Nests, includes lid for stacking	18	80.00
B	HKW-5-L	64½ x 10 x 4½"	62 x 7¾ x 4¼"	Straight-walled, includes lid for stacking	12	55.00
B	HKW-6-L	53 x 15 x 8"	49 x 11¼ x 7¾"	Nests, includes lid for stacking	15	70.00
B	HKW-9-L	93 x 13 x 12"	90 x 10 x 11½"	Extremely long, includes lid for stacking	33	140.00
C	HWLG-57	57 x 22 x 7"	54½ x 19½ x 6¾"	Nests, includes lid for stacking	24	90.00
D	HGY-ST	28 x 22 x 16"	25½ x 19½ x 15¼"	Straight-walled, includes lid for stacking	14	60.00
D	HVT-20	32 x 23 x 20"	30 x 21 x 19¾"	Straight-walled, includes lid for stacking	24	69.00
E	HBS-36	36 x 6 x 4½"	35½ x 5½ x 4¼"	Straight-walled, includes lid for stacking	5	40.00
E	HBS-48	48 x 5 x 3½"	47½ x 4½ x 3¼"	Straight-walled, includes lid for stacking	6	45.00
E	HBS-61	61 x 5 x 3¾"	60½ x 4¼ x 3½"	Straight-walled, includes lid for stacking	7	48.00
E	HBS-74	74 x 5 x 4½"	73¼ x 4¼ x 4¼"	Straight-walled, includes lid for stacking	8	55.00
E	HBS-103	103 x 5½ x 4½"	102½ x 5 x 4¼"	Straight-walled, includes lid for stacking	14	110.00
F	HHT-3	11½ x 10 x 4"	9¾ x 8¼ x 3½"	Stacks with HHT-6	0.5	17.00
F	HHT-6	11½ x 10 x 7"	9¾ x 8¼ x 6¾"	Stacks with HHT-3	2.5	19.00
G	HJB-19	20 x 20 x 4½"	18½ x 18½ x 4¼"	Stacking box with return rim	3.5	27.00
H	HDC-1	25 x 18 x 6"	24 x 17 x 5¾"	Stacking box with rolled rim	6	27.00
H	HDC-2	30 x 24 x 8"	28 x 22 x 7¾"	Stacking box with rolled rim	9	33.00
H	HDC-3	25 x 22 x 13"	22¾ x 19¾ x 12¾"	Stacking box with rolled rim	9	35.00
I	HTF-14	14 x 14 x 14"	12¼ x 12¼ x 13½"	Designed to stack with milk crates	5	27.00
J	HJCP-1	26 x 22 x 17"	24¾ x 20¾ x 16¾"	Nesting, no rim, with handholes	11	35.00
K	HPTI-2	23 x 15 x 12"	19½ x 11½ x 12"	Nesting with return rim	4	21.00
L	HDJ-1	21½ x 16 x 6½"	19 x 13½ x 6½"	Stack and nest tote	3.5	30.00
M	HGB-1	20½ x 10 x 8"	16 x 7½ x 7½"	Stack and nest tote	5	30.00
N	HPES-22	22 x 16½ x 13"	18 x 12½ x 12½"	Stack and nest tote	7	31.00
O	HFM-2	28½ x 24 x 8"	24½ x 21 x 8"	Stack and nest tote	10	45.00
P	HFM-1	24 x 16¾ x 8"	20¾ x 13 x 7¾"	Stack and nest tote, optional lid available	7	35.00

Plastic Trays

- Most trays are flat with straight side-walls
 - Gray color standard
 - Optional colors available for minimum non-returnable quantities
- FOB Shipping Point.



Product No.	Overall Size L x W x H	Wt. (lbs.)	Price Ea.
HUSM-1	15 x 10½ x 1"	0.5	\$11.00
HNHBB-2	19½ x 15 x 2½"	3	21.00
HT-2417	23¾ x 17 x 2¼"	3	22.00
HFM1-L	25 x 17 x 2"	3	22.00
HLG-1	29½ x 29½ x 2"	7	30.00
HBC-36	39 x 18½ x 1½"	5	35.00
HPBL-6	33 x 24½ x 1½"	6	35.00
HTT-2437	37 x 24 x 4"	8	40.00
HPBL-7	38½ x 25½ x 2½"	7	40.00
HBC-47	49¼ x 23½ x 1½"	9	45.00
HPBT-20	46¾ x 35½ x 2"	11	65.00

Chip Cart & Rolling Case

- Chip cart designed to catch chips under machinery.
- Molded Gray plastic bodies are mounted on steel frames for long-duty use.
- Rolling cases include lids. FOB Shipping Point.

CHIP CART & ROLLING CASES					
Product No.	O.D. Top	I.D. Bottom	Cu. Ft. Cap.	Wt. (lbs.)	Price Ea.
HCC-10	46 x 28 x 24"	41 x 25 x 18"	8	85	\$470.00
HSJ-1-C	48 x 32 x 37"	43½ x 27½ x 23"	19	80	320.00
HHC-1-C	30 x 30 x 37"	29 x 29 x 30"	13.5	57	255.00
HHC-2-C	41 x 21½ x 28"	40 x 21 x 21"	10	64	265.00



HCC-10 Chip Cart



HHC-1-C

HHC-2-C

HSJ-1-C

STORAGE CONTAINERS

Seamless Plastic Pallet Containers

- Gray in color -- optional colors available for minimum quantities. Contact dealer for details. FOB Shipping Point.



A) HTEX-24



B) HHON-40



C) HSKA-1 & HSKA-2

Stacking Pallet Containers

Containers are designed to stack with or without optional lids.



D) HDP-28



E) HGG-24, HGG-36 & HGG-48



F) HAT-7040

Nesting Pallet Containers

Containers nest inside one-another, or stack with use of optional lids.



G) HSNP-24, HSNP-36, HSNP-44



H) HKP-50



I) HSNP-5042



J) HIND-1



K) HKC-52

Unique-style Pallet Containers

Containers have unique features or sizes as noted below.



L) HAB-65



M) HDSC-1



N) HMBF-1, HMBF-2



O) HDWP-11



P) HMG-26

CONTAINERS							SEAMLESS PLASTIC PALLET CONTAINERS					
Ltr. No.	Product No.	Overall Size L x W x H	I.D. Bottom L x W x H	Fork Entry	Cap. (lbs.)	Features	Wt. (lbs.)	Price Ea.	Product No.	LIDS	Wt. (lbs.)	Price Ea.
A	HTEX-24	32 x 24 x 18"	29 x 21 x 14"	2-way	600	Stack-only container	25	\$130.00	HTEX-LID	6	\$40.00	
B	HHON-40	40 x 28 x 18"	35 x 23 x 12"	4-way	600	Stack-only container	30	150.00	N/A	-	-	
C	HSKA-1	40 x 39 x 20"	35 x 35 x 15"	2-way	600	Stack-only container, stacks with HSKA-2	35	230.00	HSKA-LID	12	75.00	
C	HSKA-2	40 x 40 x 30"	36 x 36 x 24"	2-way	1000	Stack-only container, stacks with HSKA-1	59	255.00	HSKA-LID	12	75.00	
D	HDP-28	48 x 36 x 28"	44½ x 32 x 24"	4-way	1000	Stack-only container	60	260.00	N/A	-	-	
E	HGG-24	47 x 42 x 24"	43 x 38 x 20"	4-way	800	Dump with rotating forklift, stacks with other HGG's	64	260.00	HGG-LID	15	77.00	
E	HGG-36	47 x 42 x 36"	43 x 38 x 32"	4-way	1000	Dump with rotating forklift, stacks with other HGG's	80	300.00	HGG-LID	15	77.00	
E	HGG-48	47 x 42 x 48"	43 x 38 x 44"	4-way	1200	Dump with rotating forklift, stacks with other HGG's	94	335.00	HGG-LID	15	77.00	
F	HAT-7040	73 x 43 x 42"	70 x 40 x 36"	4-way	1500	Stack-only container, dust cover lid not for stacking	195	695.00	HAT-LID	45	155.00	
G	HSNP-24	43 x 43 x 24"	40 x 40 x 20"	2-way	600	Nestable, stacks on lid, nests/stacks with other HSNP's	64	260.00	HSNP-LID	20	82.00	
G	HSNP-33	43 x 43 x 33"	40 x 40 x 29"	2-way	1000	Nestable, stacks on lid, nests/stacks with other HSNP's	75	275.00	HSNP-LID	20	82.00	
G	HSNP-44	43 x 43 x 44"	40 x 40 x 40"	2-way	1200	Nestable, stacks on lid, nests/stacks with other HSNP's	93	330.00	HSNP-LID	20	82.00	
H	HKP-50	50 x 40 x 33"	44 x 35 x 29"	2-way	1000	Nestable, stacks on lid. Great for food use.	80	305.00	HKP-LID	30	89.00	
I	HSNP-5042	50 x 42 x 33"	43 x 35 x 28"	2-way	1000	Nestable, includes lid for stacking	116	350.00	Included	-	Included	
J	HIND-1	52 x 42 x 42"	44 x 34 x 38"	4-way	1200	Nestable, will stack on lid	84	315.00	HIND-LID	23	89.00	
K	HKC-52	57 x 41 x 53"	50 x 35 x 48"	4-way	1500	Nestable, dump with rotating forklift	140	550.00	N/A	-	-	
L	HAB-65	75 x 45 x 65"	65 x 35 x 60"	4-way	1500	Nestable, very tall unit with great volume capacity	217	755.00	N/A	-	-	
M	HDSC-1	28 x 21 x 20"	22½ x 15½ x 18"	2-way	400	Notched on two ends for easy entry	20	110.00	N/A	-	-	
N	HMBF-1	28 x 20 x 18"	24 x 16 x 14"	2-way	300	Notched on one side for easy entry	20	110.00	N/A	-	-	
N	HMBF-2	41 x 37 x 32"	35 x 30 x 28"	2-way	1000	Notched on one side for easy entry	70	280.00	N/A	-	-	
O	HDWP-11	45 x 45 x 11"	42 x 42 x 6"	2-way	600	Flat bottom container stacks with or without lid	50	135.00	HDWP-LID	15	75.00	
P	HMG-26	43 x 43 x 26"	41 x 41 x 20"	4-way	600	Straight-walled container includes lid for stacking	83	300.00	Included	-	Included	

HEAVY DUTY HOPPERS & TRUCKS



Bayhead
Products Corp.

**LIGHTER,
QUIETER, AND
EASIER
to handle.**

Self-Dumping Hoppers

- Lighter, Quieter and Easier to Handle Than Steel Hoppers!
- Molded Polyethylene Bodies are Supported by an All-Welded Steel Framework.

Hopper units dump 45° below horizontal using the pull handle. Available in the colors shown for Tilt Trucks. Tilt Truck lids also fit these light, easy-to-use self-dumping hoppers. Optional caster assemblies also available – request model # with casters when ordering. FOB Shipping Point.

SELF-DUMPING HOPPERS			
Product No.	Dimensions* L x W x H	Wt. (lbs)	Price** Ea.
HSD-5/8	59 x 26 x 42"	175	\$950.00
HSD-1.1	71 x 31.5 x 46"	210	1,135.00
HSD-1.7	80 x 40 x 55"	300	1,600.00
HSD-2.2	80 x 51 x 55"	331	1,750.00

* Caster assembly increases overall height by 7.5"

** Add \$270.00 to prices above for caster assembly.

Nestable Tilt Trucks

- All-welded Steel Frame.
- Lightweight and Economical.

Larger capacity and molded body make these trucks lightweight and economical. Molded wheelwells with inboard, high-quality wheels allow multiple units to nest for freight savings. Protects walls and doorways from impact damage. Optional hinged lids available for all 6 sizes. Available in Gray, Blue, White, Red, Green, Yellow, Black or Orange body colors -- please specify. 3.0 cu. yd. models in Gray only. FOB Shipping Point.

NESTABLE TILT TRUCKS					
Product No.	Cap. Wt. (lbs)	Body Size L x W x H	Overall Ht.	Wt. (lbs)	Price Ea.
H1/3 CU-L	275	48 x 26 x 26"	30"	53	\$195.00
H1/3 CU-HD	1200	48 x 26 x 26"	31"	104	440.00
H5/8 CU-L	600	55.5 x 26.5 x 32"	36"	70	325.00
H5/8CU-S	1000	55.5 x 26.5 x 32"	37.5"	89	445.00
H5/8 CU-HD	1500	55.5 x 26.5 x 32"	37.5"	117	515.00
H1.1 CU-L	900	69 x 31.5 x 34"	39.5"	99	425.00
H1.1 CU-S	1400	69 x 31.5 x 34"	39.5"	126	575.00
H1.1 CU-HD	2100	69 x 31.5 x 34"	41.5"	167	715.00
H1.7 UT	1000	74 x 40 x 45.5"	50.5"	165	650.00
H1.7 CU-S	1700	74 x 40 x 45.5"	53.5"	207	870.00
H1.7 CU-HD	2200	74 x 40 x 45.5"	53.5"	263	940.00
H2.2 UT	1200	74 x 51 x 45.5"	52.25"	193	780.00
H2.2 CU-S	2000	74 x 51 x 45.5"	53.5"	240	975.00
H2.2 CU-HD	2500	74 x 51 x 45.5"	53.5"	296	1,060.00
H3.0 CU-S	2500	81 x 56 x 48"	56"	298	1,215.00
H3.0 CU-HD	2800	81 x 56 x 48"	56"	350	1,260.00

LIDS				
Product No.	For	Size W x D	Wt. (lbs.)	Price Ea.
H1/3-LID	H1/3 series	49 x 27"	12	\$95.00
H3.0-LID	H3.0 series	82 x 57"	40	210.00



HSD-1.1-C



H1/3 CU-L

H1/3 CU-HD

H5/8 CU-HD

H1.1 CU-S



H1.7 UT

H2.2 CU-HD

H3.0 CU-S

HINGED LIDS FOR TILT TRUCKS & SELF-DUMPING HOPPERS			
Product No.	Description	Wt. (lbs)	Price Ea.
H5/8 LID	Fits 5/8 Models Truck & Hopper	13	\$95.00
H1.1 LID	Fits 1.1 Models Truck & Hopper	21	115.00
H1.7 LID	Fits 1.7 Models Truck & Hopper	30	145.00
H2.2 LID	Fits 2.2 Models Truck & Hopper	32	160.00

Industrial Poly-Box Trucks

- Long-Lasting, Lighter-Than-Steel Bodies.
- Vertical Ribbing Provides Extra Rigidity.

Heavy-duty body is mounted on an all-welded steel dolly, with four corner-mounted, easy-rolling casters. Vertical ribbing provides extra rigidity to the molded polyethylene body. These Poly-Box Trucks offer maximum durability and longevity at an affordable price. Standard gray color – other colors available upon request. FOB Shipping Point.

POLY-BOX TRUCKS							COVERS		
Product No.	Cap. BU	Dimensions* L x W x H	I.D. Bottom L x W x H	Caster Size	Wt. (lbs)	Price Ea.	Product No.	Wt. (lbs)	Price Ea.
HUT-4	4	33 x 21 x 20"	24 1/4 x 15 x 15 1/2"	3"	24	\$155.00	HPBL-4	6	\$40.00
HUT-6	6	32 x 23 x 24"	23 1/2 x 16 x 20"	3"	25	160.00	HPBL-6	6	41.00
HUT-7	7	37 x 24 1/2 x 24"	28 1/2 x 17 1/4 x 19 3/4"	3"	28	170.00	HPBL-7	7	43.00
HUT-8	8	36 x 24 x 27"	28 1/2 x 17 x 23"	3"	35	185.00	HPBL-8	9	49.00
HUT-9	9	41 1/2 x 29 1/2 x 23"	33 x 21 x 19"	3"	42	190.00	N/A	-	-
HUT-10	10	38 x 29 x 31"	28 x 19 1/2 x 24 1/2"	5"	41	190.00	HPBL-10	11	56.00
HUT-11	11	55 x 23 x 31"	48 x 15 1/2 x 24"	5"	60	200.00	N/A	-	-
HUT-12	12	38 x 28 x 34"	30 x 20 1/4 x 27 3/4"	5"	45	205.00	HPBL-12	11	58.00
HUT-14	14	44 x 32 x 35"	35 1/2 x 23 1/2 x 28 1/2"	5"	53	220.00	HPBL-14	15	63.00
HUT-15	15	58 1/2 x 29 x 32"	48 1/2 x 19 x 25 1/2"	5"	61	245.00	N/A	-	-
HUT-16	16	45 x 31 x 36"	36 x 23 x 29 1/2"	5"	57	225.00	HPBL-16	15	66.00
HUT-17	17	46 x 24 1/2 x 43"	40 x 19 1/2 x 36"	5"	62	280.00	N/A	-	-
HUT-18	18	46 x 34 x 37"	38 x 25 1/2 x 31"	5"	63	240.00	HPBL-18	17	71.00
HUT-20	20	46 x 34 x 39"	37 x 25 x 32 1/2"	5"	68	265.00	HPBL-20	20	77.00
HUT-22	22	62 x 32 x 33"	54 x 25 1/2 x 28"	5"	90	380.00	N/A	-	-
HUT-25	25	63 x 35 1/2 x 40"	53 x 24 x 33 1/2"	5"	95	395.00	N/A	-	-
HUT-30**	30	71 x 43 x 42"	58 x 31 x 34"	5"	145	515.00	N/A	-	-
HUT-40	40	71 x 48 x 37"	58 x 36 x 30"	5"	145	500.00	N/A	-	-
HUT-50	50	84 x 50 x 37"	76 x 42 x 30"	5"	180	600.00	N/A	-	-

*Dimensions include casters: For 3" casters - subtract 4" for body depth. For 5" casters - subtract 6.5" for body depth.

**Features molded notch for easy access.



HUT-20

HUT-10

HUT-8



HUT-30 Molded 59 x 12"
Notch Allows Easier Access

CONTAINERS & PALLETS

Decade MACX® Solid Containers

- Longer container life and less frequent replacement.
- Tough yet lightweight, can be moved by hand when empty.
- Stackable - safe stacking up to 10 high.

MACX® containers are built to meet the most rigorous demands in the industrial, food processing and agricultural applications. Features high-impact resistant HDPE structural foam, fixed wall containers that are rugged and recyclable. Meets USDA/HACCP standards for food handling and can be steam cleaned. MACX® containers are temperature resistant, UV resistant and can be stacked up to 10 high. Can handle 1,500 lbs. weight capacity. They offer compact storage, a versatile runner design and are available in Blue, White, Yellow and Gray. Lids are injection molded, polyethylene. Drop gate hinges are stainless steel. FOB Shipping Point.



DECADE MACX® SOLID CONTAINERS				
Product No.	Size L x W x H	Color	Wt. (lbs.)	Price Ea.
SOLID SIDE AND BASE				
HMACX-SOL-B	48 x 40 x 31"	Blue	92	\$325.33
HMACX-SOL-W	48 x 40 x 31"	White	92	325.33
HMACX-SOL-Y	48 x 40 x 31"	Yellow	92	325.33
HMACX-SOL-G	48 x 40 x 31"	Gray	92	325.33
VENTED SIDE WITH SOLID BASE				
HMACX-VENT-G	48 x 40 x 31"	Gray	92	318.67
MACX® LIDS				
HMACX-LID-B	49 x 42 x 3"	Blue	10	98.67
HMACX-LID-W	49 x 42 x 3"	White	10	98.67
HMACX-LID-Y	49 x 42 x 3"	Yellow	10	98.67
HMACX-LID-G	49 x 42 x 3"	Gray	10	98.67
SOLID MACX® WITH CASTERS*				
HMACX-CAS-B	48 x 40 x 36"	Blue	115	532.00
HMACX-CAS-W	48 x 40 x 36"	White	115	532.00
HMACX-CAS-Y	48 x 40 x 36"	Yellow	115	532.00
HMACX-CAS-G	48 x 40 x 36"	Gray	115	532.00
SOLID MACX® WITH DROP GATE				
HMACX-DG-B	48 x 40 x 31"	Blue	97	686.67
HMACX-DG-W	48 x 40 x 31"	White	97	686.67
HMACX-DG-Y	48 x 40 x 31"	Yellow	97	686.67
HMACX-DG-G	48 x 40 x 31"	Gray	97	686.67
SOLID MACX® WITH DROP GATE AND CASTERS*				
HMACX-DG-CAS-B	48 x 40 x 36"	Blue	120	886.67
HMACX-DG-CAS-W	48 x 40 x 36"	White	120	886.67
HMACX-DG-CAS-Y	48 x 40 x 36"	Yellow	120	886.67
HMACX-DG-CAS-G	48 x 40 x 36"	Gray	120	886.67

*Nylon casters are 6"; 2 rigid, 2 swivel. Containers are stackable with casters.


Nestable Export Pallet

- Fabricated from environmentally friendly 100% recycled plastics.
- Easy to clean.

Features "one way" pallets that are economical and are fabricated from environmentally friendly 100% recycled plastics. They are easy to clean and do not require fumigation or heat treatment. Will not gain weight in the presence of moisture or sustain water damage. Will not harbor pests, mold or mildew, eliminates expensive risks due to refused entry or custom delays. Nestable pallet has a 2,000 lb. dynamic load.

Measures 48 x 40 x 5½". Black in color. FOB Shipping Point.

HEXPORTPALLET Wt. 17 (lbs.) Price Ea. \$25.33



RACX® Rackable Pallet

- Light weight one-piece design.
- Made from recycled plastics.

RACX® Rackable Pallets combine strength and economy in a lightweight one-piece design at an affordable price. Made of recycled HDPE plastics, these rackable pallets feature a picture frame bottom with runners on all four sides for stability. Ideal for use in warehouse racking systems, as well as stack loading, closed loop transport and floor storage. Engineered so that the bottom pallet can handle the full static load when loaded pallets are stacked 2 or more high. Unsupported rack capacities up to 2,200 lbs. with an evenly distributed load. Measures 48 x 40 x 6.1". FOB Shipping Point.

HRACX-BK RACX® Pallet, Black, Wt. 34 (lbs.) Price Ea. \$82.67

HRACX-FDA RACX® FDA Pallet, Blue, Wt. 34 (lbs.) Price Ea. \$102.67



BULK TRUCKS & CONTAINERS

Durable Poly Tilt Truck

- Smooth, seamless body, molded from tough polyethylene resists corrosion, grease and oil.
- Efficient collection and dumping for all types of refuse.

Designed for use in commercial and industrial environments. Easy to clean and maintain. Maneuvers easily and balanced for one man handling. An ideal transport for all recycling programs. Using color coded trucks to identify and separate recyclables simplifies collection and transporting. ½ yd. capacity rolls on 10" wheels with 3½" casters; 1 & 1½ yd. capacity roll on 12" wheels and 3½" casters; 2 & 2½ yd. capacity roll on 12" wheels and 5" casters. Resin complies with FDA regulation 21CFR 177.1520 (c) 3.1 and 3.2. Gray is standard color. FOB Shipping Point.


BALANCED for one-man handling.



Product No.	Cap. Cu. Yd.	Cap. (lbs.)	Size L x W x H	Wt. (lbs.)	Price Ea.
HMT50XLTA	½	350	54 x 27 x 41"	55	\$337.00
HMT50XSTA	½	750	54 x 27 x 41"	99	461.00
HMT50XHTA	½	1200	54 x 27 x 41"	109	529.00
HMT100LTA	1	750	71 x 32 x 43"	107	439.00
HMT100STA	1	1000	71 x 32 x 43"	132	596.00
HMT100HTA	1	2000	71 x 32 x 43"	142	737.00
HMT175STA	1¾	1000	73½ x 37½ x 50"	175	902.00
HMT175HTA	1¾	2000	73½ x 37½ x 50"	185	971.00
HMT200STA	2	1800	81 x 46 x 50"	192	1,010.00
HMT200HTA	2	2300	81 x 46 x 50"	207	1,101.00
HMT250STA	2½	1875	83 x 55 x 50"	227	1,256.00
HMT250HTA	2½	2300	83 x 55 x 50"	242	1,311.00

Bulk Fork Lift Container

- Move 30 cu. ft. of material at one time.
- Stacks 2 high with "stacking cover" -- nests, when empty, to save space.



Save space, save man-hours with these efficient and durable bulk containers. Rugged one-piece polyethylene construction for easy handling of dry material. Features four way fork lift entry for easy handling. Handles loads up to 1500 lbs., 30 cu. ft. capacity. Measures 44"W x 44"L x 33"H. Material complies with FDA regulation 177.1520. White is standard color. FOB Shipping Point.

HBFC30CFA Wt. 90 (lbs.) Price Ea. \$458.00

Stacking Cover

HBFC30CFF Wt. 35 (lbs.) Price Ea. \$183.00



Convenient Utility Trucks

- Perfect for laundry, textiles, powders, and solid wastes.
- One-piece molded high-density polyethylene is impact -resistant and cleans easily.

An economical mobile bulk truck that's used in motels, hospitals or general industrial use. Truck is mounted on a strong plywood base with 4 corner mount swivel casters. Height does not include bases or casters. White is standard color. FOB Shipping Point.

Product No.	Cap. Bushels	Cap. (lbs.)	Inside Dimensions L x W x H	Wt. (lbs.)	Price Ea.
HK5106	6	450	29 x 19 x 21"	30	\$164.00
HK5108	8	450	33 x 21 x 23½"	35	186.00
HK5110	10	500	35 x 23 x 25½"	43	194.00
HK5112	12	550	35 x 24 x 28"	48	210.00
HK5114	14	600	39 x 27 x 28"	54	227.00
HK5116	16	600	39 x 27 x 30½"	56	231.00
HK5118	18	625	41 x 29 x 30½"	60	249.00
HK5120	20	650	47 x 31 x 30½"	66	270.00

Recycling Trucks

- Patented design that maximizes usable volume.
- Designed for rugged service.
- Nestable for storage and shipping cost reductions.

The truck used nationwide by recyclers to collect and transport materials for recycling. These general purpose trucks are uniquely designed allowing for greater usable capacity, while maintaining maximum maneuverability. HM1642 trucks nest when empty. Trucks feature a recycling logo (also available without recycling logo -- call for information). Features rugged polyethylene body with 5" casters for easy rolling. Gray is standard color. FOB Shipping Point.



HR5016TRD



HM1640TRA Without Logo



HM1642 Without Logo

Product No.	Description	Cap. (Cu. Ft.)	Outside Size W x L x H	Wt. (lbs.)	Price Ea.
HR5016TRD	Rectangle Truck	18	43 x 28 x 37"	90	\$297.00
HM1640TRA	Square Truck	19	28½ x 28½ x 47"	80	270.00
HM1642	Nestable Truck	18	29½ x 29½ x 46"	80	270.00

Can-Tainer Can Recycling Container

- Encourages the depositing and recycling of aluminum cans.
- Extra large capacity.
- Won't rust, chip or dent.

Recycling container ideal for school cafeterias, parks, offices, and vending machine areas. A constant visual reminder to recycle empty beverage cans. Standard "Aluminum Can" Gray with molded-in green graphics. 50 lb. capacity. Outside Diameter measures 22". Overall height measures 40". FOB Shipping Point.

HCANTANR Wt. 14 (lbs.) Price Ea. \$125.00



Shown in Green

All products on this page are available in the following colors at no additional charge.

Orange	Forest Green
Burnt Orange	Royal Blue
Honey Gold	Powder Blue
Bright Lemon	Cadet Blue
Lime Green	Wine
Jade Green	Purple
Black	Chocolate Brown
Silver Gray	Pink
Natural White	Red



Tough Poly Bulk Truck

- Move up to 48 cu. feet with this industrial-duty truck.
- A handy, step-saving truck for motels, hotels, hospitals, laundries, etc.

One-piece molded polyethylene is designed for long life. Rolls on 4 heavy-duty 6" swivel casters, mounted on a galvanized steel base. 500 lb. capacity. White is standard color. FOB Shipping Point.

Product No.	Cap. Cu.Ft.	Overall Size W x L x H	Wt. (lbs.)	Price Ea.
HM7040	33½	28½ x 41 x 58½"	140	\$654.00
HM7045	36½	28½ x 38 x 66"	140	663.00
HM7050	41½	28½ x 41 x 66"	140	693.00
HM7070	36½	28½ x 48 x 54½"	145	654.00
HM7090	48	28½ x 47 x 66½"	160	705.00

PALLETS & BINS

100% Recycled Pallets




- **Lightweight for reduced worker fatigue.**
- **Chemical resistant and won't absorb moisture.**

Environmentally friendly pallets benefit three ways -- made from 100% recycled HDPE plastic, reusable trip after trip and recyclable after its useful life. Won't rot or splinter. Chemical resistant and won't absorb moisture. No nails - no rust. 4-way entry. Easily steam cleanable. FOB Shipping Point.

- A) **Heavy-Duty Pallets**...built for extra heavy load applications. Regular design for use with forklifts and pallet jacks reversible design for use with forklifts only.
- B) **Polypal Pallets**...designed for greater flexibility with shorter legs for easier access and a stronger frame. "Chamfered legs allow forks to glance off into the pallet without damage to the leg."
- C) **Polypal Pallets with Runners**...sleek new design in stacking on cartons and movement on conveyor systems. Same strength as above.
- D) **Europallet**...this 32" x 48" size makes it ideal for exports to Europe or wherever a narrower pallet may be needed.
- E) **Europallet with Runners**...aids in stacking and movement in conveyor systems.
- F) **Drum Pallets**...securely holds 4 full drums up to 440 lbs. each for storage or transport.
- G) **Ultra Lightweight Pallet**...weights only 13 lbs. and handles static loads up to 3520 lbs. Easy to handle.




LIGHTWEIGHT AND EASY TO CLEAN.



Product No.	Loading Cap. (lbs.)		Static	Size L x W x H	Wt. (lbs.)	Price Ea.
	Dynamic	Racking				
A) HEAVY-DUTY						
HHDSF4840	3960	1763	12100	40" x 48" x 5.9"	38	\$112.04
A) HEAVY-DUTY REVERSIBLE						
HHDR4840	5500	2200	16500	40" x 48" x 5.9"	44	119.84
B) POLYPAL						
HPOLYP4840	2200	-	6600	39 x 47 x 5.5"	20	55.09
C) POLYPAL WITH RUNNERS (NOT SHOWN)						
HPP4840RNRS	2750	880	8800	39 x 47 x 5.5"	23	74.61
D) EUROPALLET (NOT SHOWN)						
HPEURO4832PE	2200	-	4400	31.5" x 48" x 5.5"	17.4	51.97
E) EUROPALLET WITH RUNNERS (NOT SHOWN)						
HP4832RNRSPE	2860	1540	6600	31.5" x 48" x 5.5"	23.9	73.71
F) DRUM PALLET						
HDRUM4848	1760	-	11000	48" x 48" x 4.9"	25	88.39
G) ULTRA LIGHTWEIGHT AIR CARGO						
HULP4840	1760	-	3520	39.6 x 47 x 6.1"	13	31.28

KNOCK DOWN KIT BIN



- **Smooth surfaces for easy cleaning.**
- **Solid wall and vented wall -- please specify.**

The patented KitBin design allows all walls to be completely detached from the pallet. Four disassembled containers fit into a single KitBin unit with the pallet bases nested on top. That means five containers fit in the footprint of one. Easy to use.

Panels are interchangeable and can be replaced one-at-a-time to cut replacement costs. The removable walls provide easy access for loading and unloading. Four-way fork entry, stackable up to six units high, completely recyclable and the pallet can be used separately. Meets USDA standards for direct food contact. Gray in color. FOB Shipping Point.

HKITBIN Size 48 x 40 x 28" Cap. 1320 lbs. Wt. 84 (lbs.) Price Ea. **\$381.59**

Pallet Bin

- **Longer container life, less frequent repair and replacement.**
- **Tough yet lightweight, can be moved by hand when empty.**

Made of HDPE plastic. UV protected for outdoor use and fully recyclable. Patented interlocking corners allow safe stacking up to 10 high. Can be high-pressure washed and sterilized. Meets USDA/HACCP standards for food product handling. Can be customized by adding casters, drain plugs, label holders, attachable lids, custom colors and even emboss your company logo on the side. Call dealer for more information. Blue is standard color -- call for other color availability. Available in Vented or Solid -- please specify. FOB Shipping Point.

Product No.	Outer Size L x W x H	REGULAR SIZE PALLET BIN		Wt. (lbs.)	Price Ea.
		Wt. Cap. (lbs.)	Stacking Load Cap. (lbs.)		
HPBRG	48 x 40 x 31"	1,500	14,000	92	\$370.99
KING SIZE PALLET BIN					
HPBKI	48 x 48 x 28"	1,500	14,000	93	381.59



HPBRG with Vented Sides



HPBRG with Solid Sides



Stacked

BULK HANDLING

Akro-Carts

- **Non-tipping wheeled cart for high-volume, medium weight work.**
- **Compatible with dumper systems -- eliminates the lifting, carrying and hand emptying of buckets or barrels.**

Wide mouth and low profile design. Easy to load and tip-resistant. Made from high molecular weight, high density, UV-stabilized polyethylene for durability - UV stabilized material will retain color for a lifetime. Oil and chemical resistant. Thermo-forming creates a smooth finish for easy cleaning. Frame is made from 16 ga. zinc-plated steel tubing for sure support of loads up to 450 lbs. Complete with large grab handles at both ends for convenience. Carts with convex lids allow over-stuffing -- heavy duty piano hinge keeps lip popped open during use. Smooth rolling casters are located in front for stability -- eliminates the need to elevate cart legs for easier maneuvering. Available in Gray only. FOB Shipping Point.



Product No.	Cap. (gals.)	Load Rating (lbs.)	Overall Size W x D x H	Lid	Wt. (lbs.)	Price Ea.
H76460	60	300	30.5 x 48 x 33.5"	No	45.0	\$369.24
H76461	60	300	30.5 x 48 x 33.5"	Yes	50.5	459.31
H76490	90	350	30.5 x 47 x 39.5"	No	50.0	367.71
H76491	90	350	30.5 x 47 x 39.5"	Yes	55.5	469.07
H76590	90	450	30.5 x 47 x 39.5"	No	65.0	520.82
H76591	90	450	30.5 x 47 x 39.5"	Yes	70.5	639.15

Tilt Trucks

- **Lightweight tipping trucks for easy one-person handling.**
- **Built tough to handle loads up to 2000 lbs.**

**CLEAN, EFFICIENT
& safe emptying**

Features ergonomic design and are easy to maneuver. Wide mouth and low profile for easy loading. Easy-pull, load balanced design provides stability. Front caster wheel has a roller bearing for an extra measure of stability when pushing, pulling or turning. Large, comfortable grab handle is arc welded and reinforced for optimum durability. 12" dia. wheels. Full, wrap-around tubular frame is constructed of 1" powder-coated steel for enhanced appearance and rust protection. Available in Gray only. FOB Shipping Point.

A) Medium Duty 100 Gal.

Features 12" dia. wheels, plastic hubs and semi-pneumatic tires with ball bearings. Axle 3/8" dia. solid-steel shaft.

B) Heavy Duty 100 Gal.

Rolls on 10" dia. rubber wheels with pin bearings and cast-iron hub. Axle 3/8" dia. solid-steel shaft.

C) Super Heavy Duty 200 Gal.

Includes tubular side rails and 2 front wheels. Molded rubber wheels with pin bearings and cast-iron hub. Axle 1" dia. solid-steel shaft. 300 & 400 gal. units do not work with Hydraulic Lift.

Lids

Convex shape adds strength and provides room for overpacking. Full-width, heavy-duty piano hinge in the middle keeps the lid propped open during use and allows front and back access. Black only.

Product No.	Description	Capacity Gals	TILT TRUCKS			Wheel Dia.	Wt. (lbs.)	Price Ea.
			Cu. Yds.	Load Rating (lbs.)	Size W x D x H			
H77405	Medium Duty 100	100	1/2	600	27 x 54 x 36"	12"	94	\$769.61
H77410	Medium Duty 200	200	1	600	33 x 66 x 42"	12"	137	909.52
H77505	Heavy Duty 100	100	1/2	1000	27 x 54 x 36"	10"	115	797.58
H77510	Heavy Duty 200	200	1	1000	33 x 66 x 42"	10"	150	993.50
H77610	Super Heavy Duty 200	200	1	2000	33 x 66 x 42"	12"	165	1,178.18
H77710	Super Heavy Duty 300	300	1 1/2	2000	39 x 85 x 51"	12"	226	1,763.07
H77810	Super Heavy Duty 400	400	2	2000	48 x 85 x 51"	12"	252	1,847.04

Product No.	Description	LIDS		Size W x D x H	Wt. (lbs.)	Price Ea.
		Fits Trucks				
H77002	Two-Piece Black Lid	H77410, H77510, H77610		34 x 62 x 5"	12	169.31

A



B



C



Medium-Duty Mobile Work Table

Industrial grade work table with steel reinforced hardwood top. 2 steel drawers - 15 1/2" W x 5 1/2" H x 16 1/2" D. 2 swivel, 2 rigid bolted-on soft rubber casters - 5" x 1 1/4" total lock brakes on swivel casters. Gray powder coat finish. Ships fully assembled. FOB Shipping Point.

Product No.	MEDIUM-DUTY MOBILE WORK TABLE		Wt. (lbs.)	Price Ea.
	Size W x D x H			
HRMWB24485SRTPG	24 x 48 x 36"		178	\$822.63



Medium-Duty Mobile Work Table

POLY BULK TRUCKS



Poly Bulk Trucks

- Smooth sanitary poly material.
- Tough poly material is stain-proof, rust-proof and dust-proof; withstands temperature extremes.

Meets strict sanitary requirements. Smooth insides won't collect food particles...plus it's easy to clean. Polyethylene material meets USDA, FDA requirements. Available in three styles. Standard color white, other colors available upon request. FOB Shipping Point.

A) Truck with Frame

Rust-proof frame handles the heaviest of loads. Four swivel casters assure pin point maneuverability. Poly liner (.150" thick) is removable.

B), D) Truck without Frame

For heavy-duty use. B) Extra thick poly liner (.250") withstands rough abuse. Complete with four swivel casters. D) is same as B except with .190" thick liner.

C) Container Only

For stationary storage of material. Durable poly liner (.150" thick) lasts and lasts.

Bushel Capacity	Inside Dimensions L x W x D	A) TRUCK W/FRAME			B) TRUCK W/O FRAME Heavy .250 Poly			C) CONTAINER ONLY			D) TRUCK W/O FRAME Standard .190 Poly		
		Product No.	Wt. (lbs.)	Price Ea.	Product No.	Wt. (lbs.)	Price Ea.	Product No.	Wt. (lbs.)	Price Ea.	Product No.	Wt. (lbs.)	Price Ea.
6	30 x 20 x 20 1/2"	H602B-6	42	\$213.67	H622-6	33	\$226.56	H607B-6	14	\$98.33	H651-6	30	\$168.96
8	34 x 22 x 23"	H602B-8	49	236.02	H622-8	39	255.68	H607B-8	17	115.93	H651-8	35	207.36
10	36 x 24 x 25"	H602B-10	55	269.03	H622-10	45	290.61	H607B-10	21	146.10	H651-10	43	213.12
12	36 x 26 x 27 1/2"	H602B-12	61	292.71	H622-12	50	319.77	H607B-12	24	167.68	H651-12	48	255.36
14	40 x 28 x 27 1/2"	H602B-14	69	326.58	H622-14	59	365.76	H607B-14	27	187.25	H651-14	54	261.12
16	40 x 28 x 30"	H602B-16	73	348.21	H622-16	64	392.55	H607B-16	30	204.89	H651-16	56	264.96
18	42 x 30 x 30"	H602B-18	77	368.09	H622-18	71	435.98	H607B-18	32	221.99	H651-18	60	326.40
20	44 x 32 x 33"	H602B-20	87	417.33	H622-20	81	486.49	H607B-20	38	263.18	H651-20	66	366.63

Push N' Pull Handle

- Portable handles for canvas, vinyl or polyethylene trucks.
- Eliminate back strain and strenuous bending.



Easy to clean, put on or take off. Can be used on material handling carts, laundry carts, mail carriers and hampers. FOB Shipping Point.

HPPO-4 Wt. 7 (lbs.) (Specify use on Canvas/Vinyl Trucks)

Price Ea. \$172.43

HPPO-3 Wt. 7 (lbs.) (For use on Poly Trucks) Price Ea. \$172.43

Poly Tilt-Dumps

- Easily transport loads of refuse, stampings, trimmings, parts and more with these easy-rolling Tilt-Dumps.

Extra thick molded polyethylene stands up to the daily rigors of constant hard use. Resists corrosion, grease and oil. Transports up to 2000 lbs. --


easy to clean. Features round tubular steel frames. Your choice of light duty or heavy duty. Various sizes available. Regular styles available in Blue or Gray. Extra large Tilts available in Gray. FOB Shipping Point.

Light Duty Dumps...Designed for everyday use.

Two sizes available.

Both made of the same heavy duty 1/4" thick polyethylene body, fastened to a steel undercarriage. Complete with handle. Available in Blue or Gray -- please specify.

Heavy Duty Dumps...Designed with a full frame for heavier loads. Available in Blue or Gray -- please specify.



Product No.	Cap. (lbs.)	Cu Yds. Cap.	LIGHT DUTY DUMP		Dia Wheels	Wt. (lbs.)	Price Ea.
			Outside Dim. L x W x H	2-Rigid 2-Swivel			
H698LD2	350	1/2	57 x 27 x 41"	10"	3 1/2"	88	\$548.57
H698LD3	750	1	76 x 32 x 45"	12"	3 1/2"	110	662.86
HEAVY DUTY DUMP							
H698T210	750	1/2	57 x 27 x 41"	10"	3 1/2"	96	583.31
H698T312	1000	1	76 x 32 x 45"	12"	3 1/2"	119	740.57
H698T12	1800	1 1/4	77 x 40 x 51"	12"	3 1/2"	180	1,186.74

Above in Blue or Gray -- please specify.

Product No.	Cap. (lbs.)	Cu Yds. Cap.	EXTRA LARGE TILTS		Dia Wheels	Wt. (lbs.)	Price Ea.
			Inside Dim. L x W x H	2-Rigid 2-Swivel			
H698TSO	1800-2000	2	83 x 46 x 50"	12"	5"	192	1,405.26
H698THO	1800-2000	2	83 x 46 x 50"	12"	5"	207	1,531.43
H698TS5	1875-2000	2 1/2	83 x 55 x 50"	12"	5"	227	1,577.14
H698TH5	1875-2000	2 1/2	83 x 55 x 50"	12"	5"	242	1,659.43

Above Gray in color.

All-Purpose Mobile Polyethylene Carts

- Rugged virtually unbreakable mobile cart that is just right for easy handling in dozens of uses.
- Ideal for storing and transporting chemical, food ingredients, soiled linens, etc.

Made of tough all steelene polyethylene, molded container with attached polyethylene cover -- easily removable from plated dolly for cleaning. Dolly is complete with 2" dia. for easy rolling (optional 3" dia. casters available). FOB Shipping Point.



Product No.	Cap. (gals.)	Cap. (lbs.)	L x W x D	Wt. (lbs.)	Price Ea.
H633DBC	18	150	22 x 13 1/4 x 36 1/4"	17	\$215.41
H638DBC	36	300	22 x 19 1/2 x 36 1/4"	23	253.58

Elevated Spring Platform

- Self-leveling action eliminates worker fatigue in stooping and bending.
- Automatically lowers contents while loading, raises load while removing.



Frame shown for illustration only.

Reinforced steel frame covered with Gray steeltex vinyl-coated nylon. Special size to fit any box, truck, basket or hamper are available -- contact factory. Please order by bushel capacity; style of basket or truck; or measure inside top and inside bottom of container and advise style and/or material container is constructed of. FOB Shipping Point.

Product No.	Bushel Capacity	Inside Dimensions L x W x D	No. Springs	Wt. (lbs.)	Price Ea.
H125P-6	6	30 x 20 x 20 1/2"	4	6	\$53.99
H125P-8	8	34 x 22 x 23"	4	7	56.32
H125P-10	10	36 x 24 x 25"	4	7	57.19
H125P-12	12	36 x 26 x 27 1/2"	4	8	57.74
H125P-14	14	40 x 28 x 27 1/2"	6	12	84.30
H125P-16	16	40 x 28 x 30"	6	12	84.30
H125P-18	18	42 x 30 x 30"	6	14	86.08
H125P-20	20	44 x 32 x 33"	6	15	87.31
H125-SP20	20	48 x 32 x 30"	6	15	99.61

125P Fits Poly Bulk Trucks only, order 125 for vinyl and canvas sanitary hamper trucks.

SANITARY HAMPER TRUCKS

Sanitary Bulk Handling Truck

- A clean, washable truck for factories, hospitals, hotels, department stores or warehouses.
- This good looking bulk handling truck is the ideal solution to moving large quantities of material where cleanliness and neatness count.

Washable vinyl truck is perfect for laundries, waste paper, parts, supplies, etc. Four swivel casters provide maximum maneuverability in congested areas or narrow aisles. Rust-proof bottom. Includes stitched reinforced handles. Available in two styles. Standard color gray. Vinyl Coated Nylon available in optional colors — please inquire. FOB Shipping Point.

Bushel Capacity	Inside Dimensions L x W x D	Wt. (lbs.)	White Canvas Product No.	Price Ea.	Vinyl Coated Nylon Product No.	Price Ea.
6	30 x 20 x 20½"	28	H92-6	\$146.15	H92-S6	\$143.91
8	34 x 22 x 23"	34	H92-8	162.56	H92-S8	159.91
10	36 x 24 x 25"	36	H92-10	174.58	H92-S10	171.70
12	36 x 26 x 27½"	39	H92-12	188.43	H92-S12	185.60
14	40 x 28 x 27½"	45	H92-14	214.40	H92-S14	211.93
16	40 x 28 x 30"	46	H92-16	219.61	H92-S16	216.37
18	42 x 30 x 30"	49	H92-18	238.03	H92-S18	234.70
20	44 x 32 x 33"	54	H92-20	250.93	H92-S20	248.55
SP 20	48 x 32 x 30"	54	H92-SPCC20	270.95	H92S-SP20	269.30
SP 24	54 x 34 x 30"	65	H92-SPCC24	316.85	H92S-SP24	313.33

Push N' Pull Handle

- Portable handles for canvas, vinyl or poly-ethylene trucks.
- Eliminate back strain and strenuous bending.

Easy to clean, put on or take off. Can be used on material handling carts, laundry carts, mail carriers and hampers. FOB Shipping Point.

HPPO-4 Wt. 7 (lbs.) (Specify use on Canvas/Vinyl Trucks) Price Ea. \$172.43

HPPO-3 Wt. 7 (lbs.) (For use on Poly Trucks) Price Ea. \$172.43



Removable Basket Liner

- Replace your old basket liner with ease.
- Available to fit all standard oblong baskets.

Choose either Canvas or Vinyl Coated Nylon material. Comes complete with eyelets and rope for easy lacing onto frame. Order by bushel capacity or measure inside length, width and depth. FOB Shipping Point.

Bushel Capacity	Inside Dimensions L x W x D	Wt. (lbs.)	H107-WHITE CANVAS		H107S-VINYL-COATED NYLON	
			Product No.	Price Ea.	Product No.	Price Ea.
2	22 x 14 x 14"	3	H107-2W	\$38.17	H107-2S	\$37.90
3	24 x 18 x 16"	3	H107-3W	39.50	H107-3S	38.90
4	30 x 18 x 16"	4	H107-4W	40.73	H107-4S	38.99
6	30 x 20 x 20½"	5	H107-6W	46.13	H107-6S	43.75
8	34 x 22 x 23"	5	H107-8W	51.98	H107-8S	49.55
10	36 x 24 x 25"	6	H107-10W	57.37	H107-10S	54.22
12	36 x 26 x 27½"	6	H107-12W	61.62	H107-12S	58.93
14	40 x 28 x 27½"	7	H107-14W	67.02	H107-14S	63.63
16	40 x 28 x 30"	7	H107-16W	70.03	H107-16S	67.20
18	42 x 30 x 30"	8	H107-18W	75.61	H107-18S	72.55
20	44 x 32 x 33"	9	H107-20W	82.88	H107-20S	80.14
SP20	48 x 32 x 30"	9	H107-SP20W	87.86	H107-SP20S	84.89
SP24	54 x 34 x 30"	10	H107-SP24W	96.23	H107-SP24S	93.76



White Canvas...heavy duty canvas material provides long wear durability.



Vinyl Coated Nylon... a smooth, glossy vinyl fabric that's dust, oil and grease resistant. Cleans easily. Ideal for wet or damp materials.

Removable Liner Truck

- Post office type truck with removable liner.
- Ideal for recycled material.

Available in Canvas or Steeltex Vinyl Coated Nylon. Inside measures 42" x 30" x 30", outside measures 43½" x 31½" x 37½". Easy rolling on 6-4" casters, 4 swivel on corners, 2 rigid in middle.

Tough 1000 lb. capacity.

FOB Shipping Point.

H104618R Canvas. Wt. 65 (lbs.) Price Ea. \$295.68

H104618N Vinyl Coated Nylon. Wt. 65 (lbs.) Price Ea. \$295.68



Wood Covered Trucks

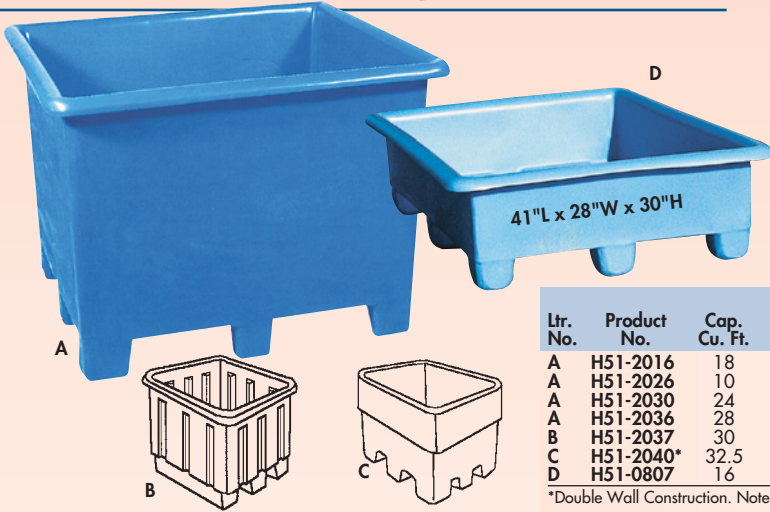
- Used by all sports teams, college and pro, production companies, theatre groups, for the moving and storage of valuable materials — uniforms, costumes, lighting, sound equipment, etc.

Excellent for a whole host of supplies and parts. Features hardwood runners and ½" thick plywood cover. Available with or without casters — both complete with lock rod. FOB Shipping Point.

Bushel Capacity	Inside Dimensions L x W x D	Wt. (lbs.)	WOOD COVERED WITHOUT CASTERS		H80S Vinyl Coated Nylon	
			H80 White Canvas Product No.	Price Ea.	Product No.	Price Ea.
6	30 x 20 x 20½"	33	H80-6	\$180.07	H80-S6	\$177.83
8	34 x 22 x 23"	37	H80-8	205.94	H80-S8	203.29
10	36 x 24 x 25"	39	H80-10	232.91	H80-S10	230.03
12	36 x 26 x 27½"	42	H80-12	243.75	H80-S12	240.91
14	40 x 28 x 27½"	50	H80-14	269.58	H80-S14	267.11
16	40 x 28 x 30"	51	H80-16	274.93	H80-S16	271.68
18	42 x 30 x 30"	54	H80-18	294.13	H80-S18	290.79
20	44 x 32 x 33"	55	H80-20	315.70	H80-S20	313.33
WOOD COVERED WITH CASTERS						
6	30 x 20 x 20½"	41	H82-6	227.75	H82-S6	225.51
8	34 x 22 x 23"	46	H82-8	254.03	H82-S8	251.38
10	36 x 24 x 25"	48	H82-10	280.91	H82-S10	278.03
12	36 x 26 x 27½"	52	H82-12	300.16	H82-S12	297.33
14	40 x 28 x 27½"	60	H82-14	326.03	H82-S14	322.65
16	40 x 28 x 30"	61	H82-16	321.20	H82-S16	327.95
18	42 x 30 x 30"	64	H82-18	347.98	H82-S18	344.64
20	44 x 32 x 33"	66	H82-20	369.55	H82-S20	367.18

Optional Snap & Chain Front Fasteners For Series 80 order H80A, for Series 82 order H82A instead of Standard lock rod. No charge at time initial order is placed.

POLY TRUCKS & TUBS



Ltr. No.	Product No.	Cap. Cu. Ft.	CONTAINER		Fork Entry	Wt. (lbs.)	Price Ea.	Product No.	LID Wt. (lbs.)	Price Ea.
			Top Size (O.D.) L x W x H	Bottom Size (I.D.) L x W x H						
A	H51-2016	18	64 x 46 x 17"	58 x 40 x 17"	4 Way	45	\$318.57	-	-	-
A	H51-2026	10	37 x 25 x 28"	31 x 20 x 28"	4 Way	35	238.20	H51-2026L	10	\$92.49
A	H51-2030	24	52 x 42 x 30"	43 x 33 x 30"	4 Way	80	408.20	H51-2030L	17	153.80
A	H51-2036	28	46.5 x 44 x 30"	41 x 38 x 35"	4 Way	80	433.63	H51-2036L	16	142.79
B	H51-2037	30	45 x 45 x 37"	41 x 41 x 39"	2 Way	85	470.06	H51-2037L	15	133.54
C	H51-2040*	32.5	48 x 44 x 39.5"	37 x 33 x 39.5"	4 Way	115	457.93	H51-2040L	32	218.07
D	H51-0807	16	41 x 28 x 30"	36 x 23 x 25"	4 Way	40	202.36	H51-0807L	10	102.01

*Double Wall Construction. Note: Lids available with container purchase only.

Poly Skid Boxes

- Move or stack heavy-duty loads with ease.
- Features positive interlocking raised legs for ease of stacking, forklift entry and moving boxes in stacks or one at a time.



Unique double-wall flange and interlocking legs

provide the most positive stacking

feature available...one-piece molded polyethylene construction provides long life, durability and maximum protection for stored contents. FOB Shipping Point.

Product No.	Cap. Cu. Ft.	Size (O.D.) L x W x H	Wt. (lbs.)	Price Ea.
H51-2141	15	48 x 48 x 17.5"	55	\$295.49
H51-2142	20	48 x 48 x 22"	60	308.24
H51-2143	25	48 x 48 x 26"	65	320.97
H51-2144	32	48 x 48 x 32"	75	347.10
H51-2165	5	36 x 20 x 17.5"	25	162.37
H51-2167	7	36 x 20 x 23.5"	30	192.31
H51-2168	25	40 x 37 x 38"	55	309.71
H51-2175	16	62 x 31 x 21"	55	295.50
H51-2177	33	62 x 62 x 21"	100	435.61
H51-2180	10	44 x 24.5 x 17.5"	35	205.70
H51-2110*	5.75	37.75 x 26 x 16.5"	50	244.54
H51-2120*	8	37.75 x 26 x 22"	60	280.20
H51-2126*	31	54 x 44 x 31"	110	534.96
H51-2118*	22	44 x 44 x 31.5"	90	575.63

*Complete Double-Wall Construction

Tilt Trucks

- Heavy duty, durable one-piece molded tilt truck.
- Specially designed for fast, efficient and safe collecting and handling of bulk materials and refuse.



Large wheels allow for easy, one-person handling to waste containment areas... slanted front makes dumping of solid wastes quick and safe. Available in Utility, Standard and Heavy Duty models with sizes ranging from 1/2 cubic yard to 2 cubic yard. Split-top lids available for most sizes. Standard color is Gray; six optional colors -- Black, Red, Green, Yellow, Blue, or White - please specify. FOB Shipping Point.

Product No.	Cap. Cu. Yd.	CONTAINER			LIDS	
		Size O.D. L x W x H	Wt. (lbs.)	Price Ea.	Product No.	Price Ea.
H52-1001	1/2	52 x 26 x 36"	65	\$450.60	H52-0111	\$181.10
H52-1003	1/2	52 x 26 x 36"	95	606.23	H52-0111	181.10
H52-1005	1/2	52 x 26 x 36"	100	707.69	H52-0111	181.10
H52-2001	1	66.5 x 31 x 42"	100	555.04	H52-0211	211.44
H52-2003	1	66.5 x 31 x 42"	125	757.57	H52-0211	211.44
H52-2005	1	66.5 x 31 x 42"	130	861.30	H52-0211	211.44
H52-2503	1 1/2	80.5 x 43 x 49"	155	1,150.63	H52-0251	280.44
H52-2505	1 1/2	80.5 x 43 x 49"	165	1,263.79	H52-0251	280.44
H52-3003	2	83 x 47 x 50.5"	225	1,311.33	-	-
H52-3005	2	83 x 47 x 50.5"	250	1,408.80	-	-

Pallettubs

- Ideal for in-plant or over-the-road transport of a variety of products.
- Most sizes are designed to optimize trailer cubes.
- Standard color is Blue. FOB Shipping Point.

A)Style...features single wall construction with rolled out rim. 4-way forklift entry.
 B)Style...features single wall construction with rolled out rim and vertical ribs for extra rigidity. 2-way forklift entry.
 C)Style...full double wall construction with smooth interior for easy cleaning-- bacteria can't build-up. Designed for extra sanitary use. Bottoms are flat. Tapered side walls. Nests without lid. 4-way forklift entry.
 D)Style...double wall rim with square tubing around the rim for extra rigidity. Thin wall design for lightweight use. 50% nestable-- non-locking nesting. Footprints on lid for positive stacking. 4-way forklift entry.

Poly Box Truck

- Optimize cube use with the finest truck of its style available today.
- Unique double-wall flange provides strength, rigidity and impact resistance.



This truck provides the optimum in usable cube compared to any other mobile truck of comparable size. Round corners help prevent jamming and

trucks sticking together when nested. Standard color is Blue. FOB Shipping Point.

(Shown with optional six caster option)

Product No.	Cap. Bu.	Size L x W x H	Caster Size	Wt. (lbs.)	Price Ea.
H51-160512	12	35.25 x 24 x 34.5"	4"	80	\$433.63
H51-160516	16	42 x 28 x 35"	4"	80	464.87
H51-160518	18	45 x 28 x 38"	4"	100	495.79
H51-160524	24	60 x 30 x 36"	4"	120	647.09
H51-160532	32	76 x 40.5 x 32"	6"	170	822.20

Extra Duty Truck

- Used in every industry from moving delicate linens to heavy metal parts.
- Heavy-duty construction features for superior durability.

All critical wear points including the top rim are reinforced for extra strength and durability.

Comes standard with a convenient card pocket on one end and fabric handles on each end for ease of movement. Frames are made of high tensile strength, electro-welded spring steel for extra support. Frame bottoms are welded plated flat steel bolted to kiln dried hardwood runners and caster boards.

Casters come equipped with thread guards. Casters available in a variety of patterns -- standard w/all swivel, or 2 rigid & 2 swivel -- please specify. Diamond pattern available at no extra charge. Available in Plain White Canvas or Yellow Glosstex -- please specify. Optional Glosstex colors available in Red, Green, Blue, Gray or White -- please specify. Also available without casters to create an Extra Duty Basket. FOB Shipping Point.



Product No.	Bu. Size	EXTRA DUTY TRUCK		Overall Height	Caster Size	Wt. (lbs.)	Price Ea.
		Top Size I.D. L x W	Depth				
H4001-06	6	30 x 20"	21"	26"	2 1/2"	30	\$181.31
H4001-08	8	34 x 22"	23"	29"	2 1/2"	35	203.69
H4001-10	10	36 x 24"	25"	31"	2 1/2"	40	209.57
H4001-12	12	36 x 26"	28"	34"	3"	45	228.43
H4001-14	14	40 x 28"	28"	34"	3"	55	278.74
H4001-16	16	40 x 28"	30"	37"	3"	60	279.06
H4001-18	18	42 x 30"	30"	37"	3"	60	294.36
H4001-20	20	48 x 32"	30"	37"	3"	65	314.37
H4001-24	24	54 x 34"	30"	38"	4"	80	374.63

All sizes are nominal and rounded to the full inch.

UTILITY CARTS



Diversified Plastics Inc. Rotocarts

DPI Forkliftable Bulk Containers

• Recommended for all types of industries.

Strong heavy-duty polyethylene body won't bend or sag. Standard colors are Blue and Natural. Other colors available at an additional cost -- call for more information. Natural color container are USDA and FDA approved. FOB Shipping Point.

FORKLIFTABLE BULK CONTAINERS						
Product No.	Cap. (Bu.)	Cap. (lbs.)	Size L x W x H	Fork Entry	Wt. (lbs.)	Price Ea.
H9004B	30	700	44 x 44 x 35"	2 Way	60	\$338.10
H9003B	40	1000	50 x 43 x 37"	4 Way	75	\$390.06
LIDS						
Product No.	Use with Bulk Container				Wt. (lbs.)	Price Ea.
H9004L	H9004B				23	\$95.55
H9003L	H9003B				25	\$102.90

Standard colors are Blue (add -13 to the product No.) and Natural (add -00 to Product No.)



H9004B-13
Shown with Lid



H9003B-13
Shown with Lid



H7001-13-2624



Shown with optional HSEC-K

DPI Poly Bulk Carts/Security/Springlifts

• Heavy-Duty polyethylene body.

• Recommended for all types of industry use.

Galvanized steel base frame. Quality casters, 2 rigid, 2 swivel. Standard color is Blue. Other colors available at an additional cost -- call for more information. Optional (HSP) Hanging Spring Platforms reduce back strain by bringing contents up to operator. Optional (HSEC-K) Lockable, Security Door and Top. FOB Shipping Point.

POLY BULK CARTS						
Product No.	Cap. (Bu.)	Cap. (lbs.)	Size L x W x H	Caster Size	Wt. (lbs.)	Price Ea.
H7001-13-2624	48	800	48 x 28 x 66½"	6"	150	\$533.40
H7030-13-2624	62	1000	60 x 30 x 70"	6"	165	\$586.95
HSP7001-00 Hanging Spring Platform, Wt. 22 (lbs.) Price Ea. \$137.55						
HSEC-K Lockable Security Door and Top, Wt. 28 (lbs.) Price Ea. \$252.00						

DPI Economical Utility Carts

• Heavy-Duty polyethylene body.

Steel base frame. Quality casters, standard 4" and 5" (2) rigid (2) swivel. Standard color is Blue. Other colors available at an additional cost -- call for more information. Optional heavy-duty plastic Hanging Spring Platform reduces back strain. FOB Shipping Point.

ECONOMICAL UTILITY CARTS						
Product No.	Cap. (Bu.)	Cap. (lbs.)	Size L x W x H	Caster Size	Wt. (lbs.)	Price Ea.
H7012-13-24-22	12	550	39½ x 28 x 34½"	4"	48	\$242.55
H7014-13-2433	14	600	43 x 31½ x 31½"	4"	52	\$252.00
H7016TS-13-2533	16	600	43 x 32 x 36"	5"	60	\$286.65
H7020-13-2533	20	650	51 x 35 x 35"	5"	72	\$315.00

Heavy Duty Spring Platforms are made of plastic with steel reinforcements. Natural in color. 4 heavy duty springs included with each platform.

HANGING SPRING PLATFORMS				
Product No.	Use with Utility Cart	Size L x W	Wt. (lbs.)	Price Ea.
H7012HSP-00	H7012-13-24-22	33 x 22½"	15	\$113.40
H7014HSP-00	H7014-13-2433	36 x 24½"	17	\$116.55
H7016TSHSP-00	H7016TS-13-2533	36½ x 25"	18	\$137.55
H7020HSP-00	H7020-13-2533	44¾ x 29¼"	22	\$137.55



H7016TS-13-2533

H7016HSP-00
Hanging Spring Platform

H7020-13-2533

DPI Exchange Carts

• Heavy-Duty polyethylene body.

Galvanized Steel base frame. Quality casters, standard 6", (2) rigid (2) swivel. 2 standard removable metal racks. Standard color is Blue. Other colors available at an additional cost -- call for more information. FOB Shipping Point.



H70022-13-2624

EXCHANGE CARTS						
Product No.	Cap. (Bu.)	Cap. (lbs.)	Size L x W x H	Caster Size	Wt. (lbs.)	Price Ea.
H70022-13-2624	43	700	47¾ x 27¼ x 68¾"	6"	157	\$777.75
H7002-2-NC Nylon Shower Cap Cover with Front Flap, Wt. 3 (lbs.) Price Ea. \$164.85						

DPI Recycle Carts

• Heavy-Duty polyethylene body.

Inverted lip, great for route trucks and additional strength. Steel base frame. 5" and 6" casters (2) rigid, (2) swivel. Standard color is Blue. Other colors available at an additional cost -- call for more information. FOB Shipping Point.



H7016R-13-2533

H7017-13-2524
Net is included to secure product

H7020RC-13-2624

RECYCLE CARTS						
Product No.	Cap. (Bu.)	Cap. (lbs.)	Size L x W x H	Caster Size	Wt. (lbs.)	Price Ea.
H7016R-13-2533	16	700	43½ x 28 x 38¾"	5"	65	\$292.95
H7020RC-13-2624	20	800	50½ x 31 x 36¾"	6"	85	\$315.00
H7017-13-2524	18	800	48 x 31½ x 38"	5"	78	\$390.06

Heavy Duty Service Carts

- Durable structural foam construction won't dent or rust.
- Features rounded corners to prevent nicks on walls or furniture.

Complete with built-in storage bin – perfect for storing small parts and tools. Built sturdy and stable, yet lightweight. 550 lb. capacity. Rolls on 5" non-marking casters – 2 rigid, 2 swivel. Gray in color. "Quick Ship" availability. FOB Shipping Point.

HEAVY DUTY SERVICE CARTS					
Product No.	STANDARD MODEL WITH CUP HOLDER AND 3" SHELF SIDES			Wt. (lbs.)	Price Ea.
	No. Shelves	Size L x W x H	Shelf Size		
HUD252	2	39 x 18 x 33"	30 x 16"	44	\$136.00
HUD253	3	39 x 18 x 33"	30 x 16"	53	160.00
HUB252	2	45 x 26 x 33"	36 x 24"	62	160.00
HUB253	3	45 x 26 x 33"	36 x 24"	73	200.00
FLAT TOP MODEL WITH ELECTRICAL CORD WRAP					
HUCD252	2	38 x 19 x 32"	30 x 19"	46	\$132.00
HUCD253	3	38 x 19 x 32"	30 x 19"	57	164.00
HUCB252	2	44 x 26 x 32"	36 x 25"	52	168.00
HUCB253	3	44 x 26 x 32"	36 x 25"	68	208.00

2 Shelf Flat Top Model



3 Shelf Standard Model

Universal Tilt Truck



Universal Tilt Trucks

- Rugged Rim® construction for extra durability.
- Fork pockets make trucks ready for automation.

The industry's most durable tilt truck. Features quick disconnect wheels for easy cleaning and maintenance. Powder-coated frames prevent rusting and flaking. Equipped with fork pockets for fast forklift portability. Gray in color. "Quick Ship" availability. FOB Shipping Point.

UNIVERSAL TILT TRUCKS					
Product No.	Cap. Cu. Yd.	Cap. (lbs.)	Size L x W x H	Wt. (lbs.)	Price Ea.
HUT005	½	450	53 x 32½ x 37"	72	\$480.00
HUT105	½	850	53 x 32½ x 37"	80	625.00
HUT010	1	850	72 x 32½ x 44"	98	580.00
HUT110	1	1250	72 x 32½ x 44"	111	803.00

Two Wheel Cart



Confidential Lid

Caster and Confidential Wheel Base

Caster, Confidential, and Two-Wheel Carts

- Safely move heavy loads without tilting.
- Rugged design resists cracking, corrosion and bending.

May be used with manual or automated lifting systems. Attached lids can't be lost or stolen. Caster and Confidential carts include 2 front swivel casters. Caster and Two-Wheel carts are Gray in color. Confidential carts are Graystone color. "Quick Ship" availability. FOB Shipping Point.

CASTER, CONFIDENTIAL, AND TWO-WHEEL CARTS				
Product No.	Cart Description	Size L x W x H	Wt. (lbs.)	Price Ea.
HANA64	64 gal. Two-Wheel	31¾ x 24¼ x 41¾"	30	\$115.00
HANA96	96 gal. Two-Wheel	35½ x 29¾ x 43¾"	38	132.00
HACC64	64 gal. Caster	31¾ x 24¼ x 44¼"	35	191.00
HACC96	96 gal. Caster	35½ x 29¾ x 46"	43	198.00
HCDC64	64 gal. Confidential	32 x 24¼ x 44½"	35	225.00
HCDC96	96 gal. Confidential	36 x 29¾ x 46"	43	252.00

INDUSTRIAL STRENGTH HAND TRUCKS AND DOLLIES



12"D. Reinforced Nose Plate Hand Trucks

- Extra Large 12"D. x 14"W. Noseplate is guaranteed for 10 years.
- Made in the USA.
- In-stock – Quick Ship UPS service.

Large noseplate handles the biggest loads, and is reinforced to eliminate bending. Features 4 curved cross braces with center strap. Built for the most abusive industrial environments. Exclusive extra high stair glides add rigidity to frame. Tough powder coat finish. FOB Shipping Point.

Product No.	Frame Height	Wheel Description	Cap. (lbs.)	Wt. (lbs.)	Price Ea.
12"D. REINFORCED NOSE PLATE HAND TRUCK					
A) CONTINUOUS BACK HANDLE TRUCK					
HT-200-10	47"	10 x 2 3/4" solid rubber	800	38	\$139.70
HT-200-10P	47"	10 x 3 1/2" full pneumatic	800	36	150.45
HT-200-10FF	47"	10 x 3 1/2" flat free urethane	600	38	189.85
B) LOOP HANDLE TRUCK					
HT-240-10	49"	10 x 2 3/4" solid rubber	800	40	143.28
HT-240-10P	49"	10 x 3 1/2" full pneumatic	800	38	154.03
HT-240-10FF	49"	10 x 3 1/2" flat free urethane	600	40	193.42
C) DUAL HANDLE					
HT-220-10	49"	10 x 2 3/4" solid rubber	800	39	143.28
HT-220-10P	49"	10 x 3 1/2" full pneumatic	800	37	154.03
HT-220-10FF	49"	10 x 3 1/2" flat free urethane	600	39	193.45



B) Loop Handle Truck



A) Continuous Handle Truck



C) Dual Handle Truck



EXCLUSIVE BRACE BARS extend under the noseplate for extra strength.

Shovel Nose Hand Truck

- Large 1/4" thick noseplate is 13 1/2" long.
- Beveled leading edge for easier loading.

Frame and extra-high stair glides are 1.05" 14g tubing for superior strength and durability. Tapered Nose is 16" wide at rear with wheel guards to keep big loads away from wheels. Tough powder coat finish with zinc plated axle. Made in the USA. FOB Shipping Point.




Continuous Handle Truck

Product No.	Frame Height	Wheel Description	Cap. (lbs.)	Wt. (lbs.)	Price Ea.
SHOVEL NOSE HAND TRUCK					
CONTINUOUS BACK HANDLE TRUCK					
HT-360-10	47"	10 x 2 3/4" solid rubber	800	47	\$148.66
HT-360-10P	47"	10 x 3 1/2" full pneumatic	800	46	159.40
HT-360-10FF	47"	10 x 3 1/2" flat free urethane	600	47	198.80
LOOP HANDLE TRUCK					
HT-364-10	49"	10 x 2 3/4" solid rubber	800	48	152.24
HT-364-10P	49"	10 x 3 1/2" full pneumatic	800	47	162.99
HT-364-10FF	49"	10 x 3 1/2" flat free urethane	600	47	202.39
DUAL HANDLE					
HT-362-10	49"	10 x 2 3/4" solid rubber	800	47	152.24
HT-362-10P	49"	10 x 3 1/2" full pneumatic	800	46	162.99
HT-362-10FF	49"	10 x 3 1/2" flat free urethane	600	48	202.39

Pallet Dolly

- Convenient, easy rolling, maneuverability for any pallet.

Has 4 swivel casters with non-marking 6" x 2" phenolic wheels and has a 3600-lbs capacity. Welded steel construction for durability and strength. Ships set up and ready for immediate use. Double Floor Lock option prevents unwanted movement. Available with 36" wide removable pushbar handle. FOB Shipping Point.



HPD-4048-6PH

HPDH-4048-6PH-2FL

Product No.	Size W x L x H	Wt. (lbs.)	Price Ea.
PALLET DOLLY WITHOUT FLOOR LOCKS			
HPD-4048-6PH	40 x 48 x 9"	75	\$247.16
HPD-4248-6PH	42 x 48 x 9"	76	252.54
HPD-4848-6PH	48 x 48 x 9"	77	256.12
WITH FLOOR LOCKS			
HPD-4048-6PH-2FL	40 x 48 x 9"	85	\$309.85
HPD-4248-6PH-2FL	42 x 48 x 9"	86	315.22
HPD-4848-6PH-2FL	48 x 48 x 9"	87	318.81
DOLLY WITH HANDLE			
HPDH-4048-6PH	40 x 48 x 9"	87	\$293.73
HPDH-4248-6PH	42 x 48 x 9"	88	299.10
HPDH-4848-6PH	48 x 48 x 9"	89	302.69
DOLLY WITH HANDLE & FLOOR LOCKS			
HPDH-4048-6PH-2FL	40 x 48 x 9"	97	\$356.42
HPDH-4248-6PH-2FL	42 x 48 x 9"	98	361.79
HPDH-4848-6PH-2FL	48 x 48 x 9"	99	365.37

60" Tall Hand Truck With Foot Lever

- Carry more—make fewer trips with this extended height hand truck.

Patented Foot Lever gives you extra leverage on heavy loads. Simply tilt the hand truck back while using your foot to push the base forward. Large 1 3/8" deep x 1/4" thick noseplate with tapered front edge measures 16" wide at the base. Frame is made from 1.05" diameter 14 gauge steel tubing and is fully welded for strength and rigidity. Wheel guards protect the wheels from the load. FOB Shipping Point.



HTF-370-10

HTF-370-10P

Product No.	Frame Height	Wheel Description	Cap. (lbs.)	Wt. (lbs.)	Price Ea.
60" TALL HAND TRUCK WITH FOOT LEVER					
HTF-370-85	60"	8 x 2 1/2" solid rubber	800	46	\$166.57
HTF-370-10	60"	10 x 2 3/4" solid rubber	800	50	177.31
HTF-370-10P	60"	10 x 3 1/2" pneumatic	800	48	188.06
HTF-370-FF	60"	10 x 3 1/2" flat free urethane	600	50	227.46

HAND TRUCKS



Heavy Duty HAND TRUCKS

- Beefed up construction features for 500 lb. load capacity.
- All welded 1" OD structural frame, 13 ga. steel construction.

Easy handling truck for industrial-duty use. All welded construction is shipped ready to work. 13 gauge welded pipe frame with concave cross straps and a straight vertical strap strengthens frame. Standard 7" x 14" steel nose plate. Heavy flat bar and tube for climbing stairs or curbs. Two position bracket fits 8" or 10" wheels. Flow Back and Dual Loop handle options. Deep-V cross straps available for specialized loads -- please contact dealer. FOB Shipping Point.



Flow Back (FB)



Dual Loop



Product No.	Cap. (lbs.)	HEAVY DUTY HAND TRUCKS				Price Ea.
		Caster Type	Size W x H	Wt. (lbs.)		
FLOW BACK						
HR4008MR	500	8" Moldon Rubber	45 x 19 1/2"	43		\$209.75
HR4008MR2	500	8" Moldon Rubber	52 x 19 1/2"	48		212.01
HR4010FP	500	10" Full Pneumatic	45 x 22"	41		234.63
HR4010FP2	500	10" Full Pneumatic	52 x 22"	46		234.41
HR4010SP	500	10" Semi-Pneumatic	45 x 20"	41		198.27
HR4010SP2	500	10" Semi-Pneumatic	52 x 22"	46		196.77
DUAL LOOP						
HR4510SP	500	10" Semi-Pneumatic	46 x 20"	41		199.29
HR4510SP2	500	10" Semi-Pneumatic	53 x 20"	46		200.29

Pail Truck

- Multi-purpose hand truck for carting 5-gallon pails.
- Holds 4 pails, up to 300 lbs. capacity.

Cross straps with supporting arms hold pails in place while in transit. Welded 1" structural pipe frame with 3/8" walls; durable powder coat finish. FOB Shipping Point.



Product No.	Caster Type	PAIL TRUCK			Price Ea.
		Size W x H	Wt. (lbs.)		
HRPT4010SP	10" Semi-Pneumatic	18 1/2 x 55 1/2"	46		\$160.90



Dual Cylinder Truck

- Features dual handle.
- Transfers cylinders on medium-duty applications.


Features welded tank holders. Dual handle with vinyl grips. Includes 2 heavy-duty holding chains and tool tray. Green in color. FOB Shipping Point.

Product No.	Caster Type	DUAL CYLINDER TRUCKS			Price Ea.
		Base Plate Size; O.A.H. W x D x H	Wt. (lbs.)		
HRCT40LW	8 x 1 1/2" Lightweight	14 x 6 x 43"	31		\$160.14

Medium Duty Hand Trucks

- Medium duty 300 lb. capacity for day-to-day work.
- Easy rolling and heavy duty wheels.

All welded 3/4" OD structural pipe frame with 3/8" wall for durable strength. Hefty 6" x 14" steel nose plate. 13 gauge welded pipe frame with concave cross straps and a straight vertical strap strengthens frame. Heavy flat bar and tube for climbing stairs or curbs. Two position bracket fits 8" or 10" wheels. Ships completely assembled and ready to work. FOB Shipping Point.



Product No.	Cap. (lbs.)	MEDIUM DUTY HAND TRUCKS				Price Ea.
		Caster Type	Size W x H	Wt. (lbs.)		
FLOW BACK HANDLE						
HR3008MR	300	8" Moldon Rubber	45 x 19 1/2"	37		\$182.59
HR3010FP	300	10" Full Pneumatic	45 x 22"	35		186.92
HR3010SP	300	10" Semi-Pneumatic	45 x 20"	35		160.52

Dual-Purpose Hand Truck

- Up to 600 lbs. capacity in platform mode.
- Large 17" x 14" nose plate.

Dual-function hand truck converts to platform position for oversize loads. Welded, 1 1/2" OD tube frame and 1" OD tube handle.

Powder-coated finish for durability. Gray in color. FOB Shipping Point.



Product No.	Cap. (lbs.)	DUAL-PURPOSE HAND TRUCK			Price Ea.
		Wheel Type	Size W x H	Wt. (lbs.)	
HRDT4008SP	600	8" Semi-Pneumatic	19 1/2 x 46"	50	\$193.67
HRDT4010FP	600	10" Full-Pneumatic	22 x 46"	52	231.16
HRDT4010SP	600	10" Semi-Pneumatic	20 x 46"	52	217.31

Single Cylinder Hand Truck

- Perfect for medium to large cylinders.
- Easily handles boxes or other bulky items.

Rugged all steel construction for durable use. Includes heavy-duty holding chain. Green in color. FOB Shipping Point.



Product No.	Caster Type	SINGLE CYLINDER HAND TRUCK		Price Ea.
		Base Plate Size; O.A.H. W x D x H	Wt. (lbs.)	
HRCTV40SP	10 x 2 1/2" Semi-Pneumatic	14 x 7 x 48"	33	\$172.29

Single & Dual Gas Trucks

- Available in single or dual cylinder capacities.
- Super strong for safe handling of 330 cu. ft. cylinders.

Includes heavy-duty holding chain and tool tray. Green in color. FOB Shipping Point.



Product No.	Description	SINGLE & DUAL GAS TRUCKS			Price Ea.
		Caster Type	Base Plate Size; O.A.H. W x D x H	Wt. (lbs.)	
HRGTS10FP	Single 10 x 3 1/2" Full Pneumatic		14 x 6 x 45"	43	\$333.07
HRGTD10FP	Dual 10 x 3 1/2" Full Pneumatic		29 x 6 x 45"	53	393.71
HRGTS10SP	Single 10 x 2 1/2" Semi-Pneumatic		14 x 6 x 45"	43	331.42
HRGTD10SP	Dual 10 x 2 1/2" Semi-Pneumatic		29 x 6 x 45"	53	377.90

QUALITY HAND TRUCKS

Heavy Duty Hand Trucks

- These durable, yet lightweight hand trucks are built to handle loads up to 600 lbs.
- The toe plate has a beveled edge for sliding under loads. FOB Shipping Point.

A) Dual Directional...works as a standard hand truck or as a panel cart. Transport loads forward, backward or left/right.

B) Steel Dual Handle...maximize control for different loads.

C) Aluminum Dual Handle...maximize control for different loads.

D) Steel "P" Handle...great to free up your other hand to open doors or handle material. Easy to steer and maneuver.

E) Heavy Duty Steel "P" Handle...great to free up your other hand to open doors or handle material. Easy to steer and maneuver. Handles loads up to 600 lbs.

F) Aluminum "P" Handle...lightweight, non-marking. Easy to steer. Features a steel nose plate.

G) Fiber/Nylon Truck...transport lightweight loads. Non-marking.

H) Aluminum Convertible...works in both the vertical and horizontal positions. Easy to convert from hand truck to platform truck.

I) Steel Convertible...works in both the vertical and horizontal positions. Easy to convert from hand truck to platform truck.

J) Four Wheel Steel...ideal for uneven surfaces and outdoor work. Use in horizontal or tilted position.

K) Aluminum High Back...when the load has reached its final destination, the user simply pushes down on the back plate with their foot and the plate on the front of the unit will slide out the load.

L) Appliance Carts...transport large heavy and odd shaped loads from area to area. Variety of the tie down methods.

Ratchet Appliance... transport large heavy and odd shaped loads from area to area. Variety of the tie down methods.



Ltr. No.	Product No.	Description	Cap. (lbs.)	Nose Plate W x D	Overall Size W x D x H	Wheel Style	Wt. (lbs.)	Price Ea.
A	HDDT-500	Dual Directional	600	14 x 8"	20 x 18 x 51"	8 x 2" rubber	38	\$99.00
B	HDHHT-500S-HR	Steel Dual Handle	500	13 3/4 x 6 1/2"	21 x 17 1/2 x 44 1/2"	10 x 2" hard rubber	40	59.00
B	HDHHT-500S	Steel Dual Handle	500	13 3/4 x 6 1/2"	22 1/2 x 17 1/2 x 44 1/2"	10 x 3 1/2" pneumatic	30	52.00
C	HDHHT-500A-HR	Alum. Dual Handle	300	14 x 8 1/2"	20 x 20 x 49"	10 x 2" hard rubber	36	126.00
C	HDHHT-500A-ANP-HR	Alum. Dual Handle	300	18 x 7 1/2"	20 1/2 x 19 x 50"	10 x 2" hard rubber	33	133.00
C	HDHHT-500A	Alum. Dual Handle	300	14 x 6 1/2"	20 x 20 x 49"	10 x 3 1/2" pneumatic	24	119.00
C	HDHHT-500A-ANP	Alum. Dual Handle	300	14 x 6 1/2"	20 1/2 x 19 x 50"	10 x 3 1/2" pneumatic	24	126.00
D	HSPHT-500S-HR	Steel "P" Handle	500	13 3/4 x 7 1/2"	21 x 18 x 52"	10 x 2" hard rubber	33	58.00
D	HSPHT-500S	Steel "P" Handle	500	13 3/4 x 7 1/2"	21 x 18 x 52"	10 x 3 1/2" pneumatic	23	51.00
E	HSPHT-500S-HD-HR	Heavy Duty Steel "P"	600	22 x 7"	22 x 19 x 52"	10 x 2" hard rubber	43	76.00
E	HSPHT-500S-HD	Heavy Duty Steel "P"	600	22 x 7"	22 x 19 x 52"	10 x 3 1/2" pneumatic	32	58.00
F	HAPHT-500A-HR	Alum. "P" Handle	300	14 x 7 1/2"	20 x 19 x 50 1/2"	10 x 2" hard rubber	37	121.00
F	HAPHT-500A	Alum. "P" Handle	300	18 x 7 3/8"	20 3/4 x 19 1/4 x 52"	10 x 3 1/2" pneumatic	25	115.00
G	HFHHT-500	Fiber/Nylon	500	14 x 7"	21 x 18 x 48"	10 x 3 1/2" pneumatic	22	103.00
H	HCAHT-500	Alum. Convertible	500/650	17 1/2 x 7 1/2"	20 x 20 x 54"	10 x 3 1/2" pneumatic	42	212.00
I	HDSHT-500-PN	Steel Convertible	500/500	13 3/4 x 7 1/2"	22 x 19 x 49"	10 x 3 1/2" pneumatic	31	111.00
J	HTWC-400	Four Wheel Steel	400	16 1/4 x 10 3/4"	24 1/2 x 22 x 50"	10 x 3 1/2" pneumatic	64	114.00
K	HHBST-500	Aluminum High Back	300	13 1/2 x 7"	20 1/4 x 17 x 55"	8 x 1 3/4" pneumatic	17	148.00
L	HAPPL-500	Turn Handle Appliance	500	24 x 3 1/2"	24 x 12 x 59 1/2"	8 x 2 1/2" rubber	44	118.00
-	HAPPL-1200-66	Ratchet Appliance	1200	24 x 5 1/2"	24 x 15 x 66"	8 x 2" rubber	105	296.00
-	HAPPL-500-Y	Ratchet Appliance	500	24 x 4 1/2"	24 x 12 x 60"	6 x 2" rubber	44	118.00

MOVING EQUIPMENT



StairKing Battery Powered Stair Climbing Appliance Truck

- Lifts loads up to 850 lbs. up or down stairs easily and efficiently.
- State-of-the-art battery powered features.

Features 1/2 H.P., 50 amp, high torque motor -- runs cooler under loads and delivers over 80% more lifts per charge. Industrial grade gear box transmits steady power and is preferable to other drive designs. Heavy-duty I-Beam construction of custom lightweight alloy frame. Large 2" dia. polyurethane lifting feet provide more secure stair gripping. Auto rewind ratchet works first to take the slack out of the cargo belt -- then provides a ratchet crank to tighten the load. Sealed maintenance-free battery. Charger and circuit breaker included. Rolls on 6" mold-on rubber wheels. Noseplate measures 24" x 4". Appliance truck measures 19"W. x 15"D. FOB Shipping Point. HDC-66 66"H. Wt. 101 (lbs.) Price Ea. \$2,528.52 HDC-72 72"H. Wt. 102 (lbs.) Price Ea. \$2,579.46



Power LiftKar HD Stairclimbing Trucks

- Two climbing speeds 6 steps/min. or 10 steps/min.
- Maximum stair height 8 1/4".
- 10 foot, 2 piece belt with clasp.

Universal model has a straight frame and accepts dolly option for 4 wheel support. Fold model upper handle angle can be adjusted. Best for moving copiers, safes, heavy motors or any short and heavy load which would require the user to pull the load back to a very low position. Innovative edge-of-step braking system automatically applies brakes when wheels are at the edge of steps. Brakes can be shut off for use on level ground. 24v quick change battery pack. Battery is sealed and maintenance free. Battery charger and 137" x 2" cargo belt included. Noseplate is 21"W x 7 1/4"D. 1 year warranty on parts against defects in materials and workmanship, 6 month warranty on battery. FOB Shipping Point.



H274100

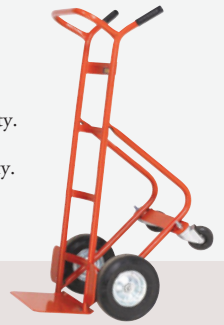
H274101

POWER LIFTKAR HD STAIRCLIMBING TRUCKS				
Product No.	Frame	Cap. (lbs.)	Wheel Type	Price Ea.
H274100	Universal	725	Microcellular	\$5,568.64
H274101	Fold	725	Microcellular	5,854.78
H274166 Battery Pack fits all LiftKar models. Wt. 3.7 (lbs). Price Ea \$183.99				

Wesco® 4-Wheel Nose Truck

- Rear caster allows small diameter turns in tight areas.

Combination 2 handle and utility bar handle for maximum handling flexibility. Distribution of load over 4 wheels improves load control. All wheels have ball bearings. Overall size 47.5"H. x 20.5"W. 8"D. noseplate. 800 lb. load capacity. Front wheels are 10" x 2.75" Semi-Pneumatic. Rear wheels are 4" x 1.25" Poly/swivel casters. FOB Shipping Point. H186-Z Wt. 53 (lbs.) Price Ea. \$257.91



Wesco® Heavy-Duty Shovel Nose Trucks

- Built to handle loads up to 900 lbs.

Features 5-year weld guarantee. Made of 1" heavy-duty sch-40 pipe frame. Features easy grip continuous handle frame for safe handling of heavy loads. 12" pneumatic wheels are ideal for outdoor construction sites. Shovel noseplate measures 13"D. x 17.5"W -- .25" thick, tapered. Includes wheel guards. 3/4" axle. FOB Shipping Point.



Oversize 12" pneumatic tire for easy mobility on rough terrain.



Product No.	Overall Size W x H	HEAVY-DUTY SHOVEL NOSE TRUCK			Wt. (lbs.)	Price Ea.
		Cap. (lbs.)	Caster Size			
HST2-HB	20.5 x 53"	900	8 x 2"	Cast Iron Moldon Rubber	59.5	\$212.53
HST2-P12	20.5 x 53"	800	12"	Pneumatic	61	244.99



Spartan III Hand Truck

- Value priced truck.
- Aluminum construction.

This truck has 3 positions: Vertical - 2 wheel, 45° - 4 wheel and 4 wheel Platform. 500 lb. capacity when used in 2 wheel and 45° - 4 wheel positions and 750 lb. capacity when used as a 4 wheel platform truck. Cast aluminum noseplate 18" x 7 1/2". Recessed folding nose extension 7 1/2"W. x 27"L. Handle height 48". FOB Shipping Point.

Product No.	SPARTAN III HAND TRUCK			Wt. (lbs.)	Price Ea.
	Frame Bed W x L	Wheel	Caster Size		
H270391	12 x 51"	10 x 3 1/2" Pneumatic	5" x 1.25" Swivel	42	\$239.76

Power LiftKar SAL Stairclimbing Trucks

- Climbs up to 48 steps per minute.

Dual speed control on all models to fit your application. Quick change battery and charger included. Pivoting and fixed handle configurations available to handle a wide variety of cargo. All models include charger, battery and 56" cargo strap. 1 year warranty on parts against defects in materials and workmanship, 6 month warranty on battery. FOB Shipping Point.

Product No.	Frame	Cap. (lbs.)	Wheel Type	Steps Per Minute	Wt. (lbs.)	Price Ea.
WITH G GROOVED TOE PLATE 16.5"W x 13.4"D						
H274241	Fold 300	300	Pneumatic	35	46.8	\$4,052.75
H274242	Ergo 240	240	Pneumatic	48	47.3	3,689.43
H274243	Ergo 375	375	Microcellular	29	47.3	4,140.17
H274244	Uni 375	375	Microcellular	29	46.4	4,080.16
WITH GS-NG SMOOTH TOE PLATE 18.74"W x 9.4"D						
H274252	Fold 300	300	Pneumatic	35	46.3	4,048.89
H274253	Ergo 240	240	Pneumatic	48	46.8	3,685.58
H274254	Ergo 375	375	Microcellular	29	46.8	4,136.32
H274255	Uni 375	375	Microcellular	29	45.9	4,076.31
H274166 Battery Pack fits all LiftKar models. Wt. 3.7 (lbs). Price Ea \$184.37						



Fold Frame

Ergo Frame

Uni Frame

APPLIANCE & VENDING MACHINE TRUCKS




Heavy Duty Vending Trucks

- 1,800 lb. capacity.
- Wheel lock feature standard.

Constructed of heavy duty 1" diameter steel tubing. Front wheels have wheel locks to allow truck to be placed in upright position without the danger of the truck rolling away from operator. In transport position. Moldon rubber main wheels: "A" frame has 10" x 2½" aluminum hub wheels, "B" frame has 10" x 2" poly hub wheels. Both have two 5" poly hub moldon rubber front wheels. Rear main wheel design allows truck to be tilted back to clear doorways. Available in 72" and 78" heights. Two webbed cargo belts with auto-rewind ratchet or eccentric tighteners for maximum load security. Noseplate measures 9 x 24 x ¼" thick. FOB Shipping Point.

Product No.	Cap. (lbs.)	FRAME STYLE A		Size Ht.	Wt. (lbs.)	Price Ea.
		Ratchet System	Tightening Belt			
HHDVT-72-EC	1,800	Eccentric	1 pc.	72"	137	\$787.32
HHDVT-72	1,800	Auto Rewind	2 pc. w/clasp	72"	137	868.68
HHDVT-78-EC	1,800	Eccentric	1 pc.	78"	142	809.52
HHDVT-78	1,800	Auto Rewind	2 pc. w/clasp	78"	142	888.18
FRAME STYLE B						
HHDSV-72	1,800	Auto Rewind	2 pc. w/clasp	72"	126	590.28
HHDSV-78	1,800	Auto Rewind	2 pc. w/clasp	78"	129	601.26

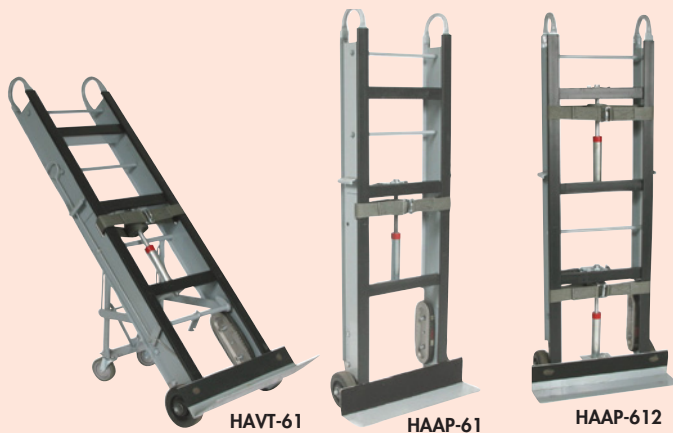


Heavy Duty Auto Rewind Ratchet Appliance Truck with Swivel Casters

- 1,800 lb. capacity.
- Fingertip rear wheel carriage release lever.

Constructed of heavy duty 1" diameter steel tubing. Dynamic fulcrum system – fulcrum point changes as truck is tilted to decrease break-over effort. Conveniently located lever releases rear carriage and activates dynamic fulcrum system. 10" x 2" poly hub, moldon rubber main wheels, 6" rear swivel casters. Folding rear carriage allows truck to be used in 2-wheel or 4-wheel mode. Available in 72" and 78" heights. 2 webbed cargo belts with auto-rewind ratchet tighteners for maximum load security. Noseplate measures 5 x 24 x ¼" thick. FOB Shipping Point.

Product No.	Cap. (lbs.)	HEAVY DUTY AUTO REWIND RATCHET APPLIANCE TRUCK WITH SWIVEL CASTERS			Price Ea.
		Tightening Belt	Size Ht.	Wt. (lbs.)	
HWRV-MAX-72	1,800	2 pc. w/clasp	72"	120	\$759.84
HWRV-MAX-78	1,800	2 pc. w/clasp	78"	130	771.90



Economical Aluminum Appliance & Vending Trucks

Lightweight aluminum frame with auto rewind ratchet. HAAP-612 has double ratchet design for greater cargo security. HAVT-61 has four wheel kick-out design with 2 x 1" casters to support heavy loads and help reduce the strain of balancing the cargo over long distances. Overall size is 24"W x 12"D x 61"H. FOB Shipping Point.

Product No.	ECONOMICAL ALUMINUM APPLIANCE & VENDING TRUCKS				Price Ea.
	Cap. (lbs.)	Wheels	Tightening Belt	Wt. (lbs.)	
HAAP-61	550	6 x 2"	2 pc. w/clasp	41	\$307.62
HAAP-612	550	6 x 2"	Double 2 pc. w/clasp	43	392.52
HAVT-61	550	6 x 2"	2 pc. w/clasp	50	368.58

Steel Appliance Truck

- Move heavy appliances easily.
- All joints double welded for maximum durability.

Rugged tubular steel construction stands up to hard work. Rolls smoothly on aluminum center moldon rubber wheels. FOB Shipping Point.



Steel Vending Machine Trucks

- Retractable moldon rubber casters help support loads.
- Improved kick-out design allows operator to kick-out wheels while keeping both hands on the truck.

Rolls on heavy duty 8" cast iron center moldon rubber wheels with roller bearings. FOB Shipping Point.

Product No.	Cap. (lbs.)	Wheels	STEEL APPLIANCE TRUCKS		Size W x H	Wt. (lbs.)	Price Ea.
			Ratchet System	Tightening Belt			
HWRV-66	1200	8"	Manual	1 pc.	24 x 60"	83	418.89
HWRV-60-EC	1200	8"	Auto Rewind	2 pc. w/clasp	24 x 60"	83	417.41
HWRV-60	1200	8"	Auto Rewind	2 pc. w/clasp	24 x 60"	83	417.41
HWRV-66-EC	1200	8"	Manual	1 pc.	24 x 66"	86	418.18
HWRV-66	1200	8"	Auto Rewind	2 pc. w/clasp	24 x 66"	86	412.33
HWRV-72-EC	1200	8"	Manual	1 pc.	24 x 72"	95	438.62
HWRV-72	1200	8"	Auto Rewind	2 pc. w/clasp	24 x 72"	95	440.74

ALUMINUM HAND TRUCKS



Cobra Aluminum Convertible Hand Trucks

- Use as a hand truck or a platform truck.
- Tough, durable and lightweight aluminum construction.

Smooth and easy transition from the 2 to 4 wheeled position. Features 18"W. noseplate for large load handling. 4 rivets per cross brace for extra strength. Welded release pedal. Platform casters are non-marking 5" x 1.25" swivel. Ships KD. FOB Shipping Point.

Cobra Jr... Features dual hand grips for improved control. Includes 3 frame cross braces to help prevent package fall through.

Cobra Sr... Continuous handle allows multiple ways to control loads. 4 frame cross braces to help prevent package fall through.

Spartan Economy 2 In 1 Truck... Foot pedal release allows easy conversion from 2-wheel to 4-wheel position. 18"W. noseplate for large, bulky loads. Shipped KD in a box.

Spartan Jr... Includes 3 frame cross braces to help prevent package fall through.

Spartan Sr... Includes 5 frame cross braces to help prevent package fall through.

Product No.	COBRA ALUMINUM CONVERTIBLE HAND TRUCKS		Frame Bed W x H	Wt. (lbs.)	Price Ea.
	Wt. Cap. (lbs.)	Wheel Description			
		COBRA JR.			
HCBR-JR-T18-PWT	600/1200	10 x 3.5" Pneumatic	12 x 38"	39	\$370.80
HCBR-JR-T18-Z	600/1200	10 x 2.75" Semi-Pneumatic	12 x 38"	44	360.00
HCBR-JR-T18-Z2	600/1200	10 x 2.75" Solid Rubber	12 x 38"	43	357.04
		COBRA SR.			
HCBR-SR-T18-PWT	600/1200	10 x 3.5" Pneumatic	12 x 50.75"	43	379.67
HCBR-SR-T18-Z	600/1200	10 x 2.75" Semi-Pneumatic	12 x 50.75"	47.0	380.83
HCBR-SR-T18-Z2	600/1200	10 x 2.75" Solid Rubber	12 x 50.75"	46.0	375.43
		SPARTAN - IMPORTED			
HSPTN-JR-T18-PE	500/1000	10" Full Pneumatic	12 x 38	37.5	242.81
HSPTN-SR-T18-PE	500/1000	10" Full Pneumatic	12 x 50.75	41	251.42

Cobra-Lite Aluminum Hand Truck

- Quality light weight truck at an economical price.
- All aluminum construction for durable use.
- Ships KD and boxed. FOB Shipping Point.

Ltr. No.	Product No.	COBRA-LITE ALUMINUM HAND TRUCKS	Cap. (lbs.)	Wheel Description	Size W x H	Wt. (lbs.)	Price Ea.
A	H410-T14-R3	500	8 x 1.625" Moldon Rubber	18 x 49"	19.5	\$142.20	
B	H420-T14-P	500	10 x 3.5" Pneumatic	18 x 52"	21	157.24	
C	H450-T14-R3	500	8 x 1.625" Moldon Rubber	18 x 49"	21	146.38	
D	H470-T14-P	500	10 x 3.5" Pneumatic	18 x 52"	22.5	167.98	
E	H450-T14-P	600	10 x 3.5" Pneumatic	18 x 49"	23	157.50	

COBRA-LITE OPTIONS



Product No.	Description	Wt. (lbs.)	Price Ea.
H220351	Stair Climbers w/nylon glides	6	\$59.27
H220346	20"L. Folding Nose Plate	4	57.60
H220343	30"L. Folding Nose Plate	5	56.76
H220080	52" Top Frame Extension	2	21.09
H220081	60" Top Frame Extension	2	25.65



Superlite Folding Truck

- Great for travel, office, sports and other recreational activities.
- Lightweight aluminum or steel construction.

Features easy push button operation for quick set up. Pull down the noseplate and the wheels move into position. Space saving folding design – fits into small storage spaces or car trunks. Elastic straps for securing load. Rolls on non-marking shock absorbing rubber tread tires. Mini Mover fits into overhead airline compartments. FOB Shipping Point.



Product No.	Description	Cap. (lbs.)	SUPERLITE FOLDING TRUCKS		Nose Plate W x D	Wheel Size	Wt. (lbs.)	Price Ea.
			Extended Size H x W x D	Folded Size H x W x D				
H220646	Mini Mover - Alum.	110	41 x 15.5 x 17.5"	24 x 15.25 x 2"	15 x 12.5"	5 x 1.25"	7.25	\$75.02
H220617	Superlite - Alum.	175	42 x 19 x 19"	29.5 x 19 x 2"	19 x 12"	7 x 1.5"	8.4	113.27
H220649	Maxi Mover - Steel	250	42 x 19 x 19"	29.5 x 19 x 2"	19 x 12"	7 x 1.5"	12	119.12
H220650	Mega Mover - Alum.	550	47 x 26.5 x 25.5"	34 x 23.5 x 4.75"	23.5 x 18"	8 x 2.5"	28.5	292.31

PLATFORM TRUCKS



Wesco® Aluminum Platform Trucks

• **Lightweight aluminum allows for easy maneuverability.**

Strong enough to handle loads up to 3000 lbs., depending on caster selection. Casters sold separately. Aluminum construction is corrosion resistant and maintains clean appearance. Corner sockets at both ends allow handles (One handle included) to be used at either or both ends – extra handles available. FOB Shipping Point.



ALUMINUM PLATFORM TRUCKS (CASTERS SOLD SEPARATELY)					
TREADPLATE DECK			SMOOTH DECK		
Size W x L	Product No.	Wt. (lbs.)	Price Ea.	Product No.	Price Ea.
24 x 36"	H350036	32	\$305.16	H350027	27 \$298.74
24 x 48"	H350037	40	361.48	H350028	33 326.51
30 x 48"	H350039	45	390.73	H350030	37 354.79
30 x 60"	H350040	54	435.28	H350031	44 372.73
36 x 60"	H350042	61	472.89	H350033	49 465.62
36 x 72"	H350043	71	559.41	H350034	59 517.82



EXTRA PUSH HANDLE			
Product No.	Fits Truck Width	Wt. (lbs.)	Price Ea.
H052574	24"	5	\$27.26
H052575	30"	6	28.09
H052576	36"	6	30.54

CASTER SETS -- 2 SWIVEL, 2 RIGID					
Product No.	Caster Size	Caster Description	Cap. (lbs.) Set	Wt. (lbs.) Set	Price Set
H250046	5 x 1.5"	Polyolefin	750	14	\$110.31
H250047	5 x 2"	Polyolefin	2000	20	135.06
H250049	6 x 2"	Polyolefin	2000	26	145.67
H250050	6 x 2"	Moldon Rubber	2000	26	177.69
H250051	6 x 2"	Moldon Polyurethane	3000	24	269.61
H250052	6 x 2"	Phenolic	3000	26	177.04
H250053	8 x 2"	Moldon Rubber	2400	28	198.71
H250055	8 x 2"	Moldon Polyurethane	3000	27	320.79
H250056	8 x 2"	Phenolic	3000	30	184.82
H250250	8 x 2.5"	Pneumatic	1200	29	214.14

For truck height add 2.5" to caster height.

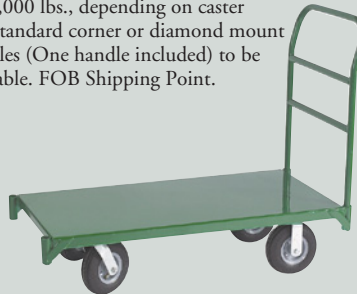
*Actual capacity of assembled truck is dependent upon caster capacity, not platform capacity.

Wesco® Steel Platform Trucks

• **Features heavy-duty 12 ga. steel reinforced welded construction.**

Rugged steel construction handles loads up to 4,000 lbs., depending on caster selection. Casters sold separately. Accepts both standard corner or diamond mount pattern. Corner sockets at both ends allow handles (One handle included) to be used at either or both ends – extra handles available. FOB Shipping Point.

STEEL PLATFORM TRUCKS (CASTERS SOLD SEPARATELY)				
Product No.	Size L x W	Cap. (lbs.)	Wt. (lbs.)	Price Ea.
H272266	36 x 24"	4000	54	\$156.99
H272267	48 x 24"	4000	65	155.31
H272268	54 x 27"	4000	82	179.74
H272269	48 x 30"	4000	115	200.25
H272270	60 x 30"	4000	132	226.48
H272271	60 x 36"	4000	111	226.93
H272272	72 x 36"	4000	127	244.80



CASTERS SETS -- 2 SWIVEL, 2 RIGID					
Product No.	Size	Caster Description	Cap. (lbs.) Set*	Wt. (lbs.) Set	Price Ea.
H272191	6 x 1.375"	Polyolefin	1600	25	\$24.56
H272192	8 x 2"	Polyolefin	2500	31	65.19
H272193	8 x 2"	Moldon Polyurethane on cast iron hub	4000	38	80.94
H272194	8 x 2.5"	Full Pneumatic	1600	28	87.75
H272195	10 x 3.5"	Full Pneumatic	2500	37	90.06
H272201	5 x 2"	Moldon Rubber on cast iron hub	1600	32	61.91
H272202	6 x 2"	Moldon Rubber on cast iron hub	1800	35	65.96
H272203	8 x 2"	Moldon Rubber on cast iron hub	2200	40	75.02

*Actual capacity of assembled truck is dependent upon caster capacity, not platform capacity.

EXTRA PUSH HANDLE			
Product No.	Fits Truck Width	Wt. (lbs.)	Price Ea.
H272197	24"	15	\$19.99
H272198	27"	16	19.74
H272199	30"	17	20.70
H272200	36"	19	22.50

Economy Steel Platform Truck

Built for easy handling and value. Ships complete with platform, handle and 4 – 5" x 1.25" casters. Handles loads up to 750 lbs. Deck size 42"L. x 24"D. FOB Shipping Point.

H272265 Wt. 74 (lbs.) Price Ea. \$151.14



Steel Folding Handle Trucks

Fold down handle for easy, space saving storage. Protective vinyl perimeter bumpers won't scratch walls or furniture. Non-skid heavy vinyl deck surface. Enameled finish. FOB Shipping Point.



STEEL FOLDING HANDLE TRUCKS					
Product No.	Deck Size W x L	Cap. (lbs.)	Caster Size	Wt. (lbs.)	Price Ea.
H272019	19 x 29"	400	4" Rubber	28	\$108.51
H272238	19 x 29"	275	4" Rubber	24	60.11
H272035	23 x 35"	600	5" Rubber	47	196.20
H272239	23 x 35"	400	5" Rubber	41	111.99
H272235	23 x 35"	600	8" Pneumatic	69	312.49

Castors are 2 swivel, 2 rigid.

Polypropylene Service Carts

• **Heavy-duty construction resists chips, dents, and rust.**

This line of high quality, low priced, polypropylene service carts are available in two sizes with an optional third shelf. 550 lb capacity. Push handle has compartments to accommodate a variety of tools, labels, small parts and more. Includes 5" non-marking casters. Ships KD in box. FOB Shipping Point.



H270433



H270434 shown with
Optional Middle Shelf

POLYPROPYLENE SERVICE CARTS			
Product No.	Description	Wt. (lbs.)	Price Ea.
H270433	30 x 16" 2-shelf Truck	37	\$132.43
H270453	30 x 16" Middle Shelf	10	40.76
H270434	36 x 24" 2-shelf Truck	50	168.94
H270454	36 x 24" Middle Shelf	15	64.09

Telescoping/Folding Aluminum Truck

Anti-impact, non skid polypropylene and aluminum deck. Deck extends from 21" to 29" with push button, for quick conversion. Non-marking 4" mold-on rubber casters, 2 swivel and 2 rigid. Sponge rubber coated handle. FOB Shipping Point.



H272048 Shown
Folded Down

TELESCOPING/FOLDING ALUMINUM TRUCK					
Product No.	Retracted Size	Extended Size	Cap. (lbs.)	Wt. (lbs.)	Price Ea.
H272048	17½ x 21"	17½ x 29½"	330	19	\$178.52

Boxed and UPS shippable.

PALLET TRUCKS & PLASTIC MINI PALLETS




EZY-Tilt™ Pallet Trucks

• Available with optional hand brakes.

Trucks are constructed of rugged 14 gauge, 1 1/8" O.D. steel tubing with form-fitted joints and solid welds, with reinforcement intentionally placed at the points of greatest stress. Steel, double forked shoe, locks into position automatically and is easily released by tripping a foot lever. Forks are available in two standard lengths. 1" steel axle is encased in a protective housing. Replacement parts include shoes, axles, wheels and tires for easy service and longer life. Optional aluminum frame is lighter than its steel counterpart, but just as reliable. Constructed of 1 1/8", spark resistant tubing, aluminum is recommended for services when the truck must be transported and for use around corrosive materials. 1000 lb. capacity. FOB Shipping Point.

Product No.	Frame H x W	Shoe Length	EZY-TILT™ PALLET TRUCKS		Wt. (lbs.)	Price Ea.
			Brakes	Tire Type		
STANDARD TWO-WHEEL MODELS, STEEL FRAME						
HF84731A5	48 x 14 1/2"	11"	No	Pneumatic	76	\$432.00
HF84738A8	48 x 14 1/2"	13 3/4"	No	Pneumatic	78	442.00
HF84878A8	48 x 14 1/2"	11"	Yes	Pneumatic	82	682.00
HF84879A7	48 x 14 1/2"	13 3/4"	Yes	Pneumatic	84	692.00
HF84760A9	48 x 14 1/2"	11"	No	Replaceable Solid	72	407.00
HF84776A1	48 x 14 1/2"	13 3/4"	No	Replaceable Solid	74	417.00
HF84882A2	48 x 14 1/2"	11"	Yes	Replaceable Solid	78	657.00
HF84883A1	48 x 14 1/2"	13 3/4"	Yes	Replaceable Solid	85	667.00
HF84790A3	48 x 14 1/2"	11"	No	Mold On	67	382.00
HF84793A0	48 x 14 1/2"	13 3/4"	No	Mold On	74	392.00
STANDARD TWO-WHEEL MODELS, ALUMINUM FRAME						
HF84725A3	48 x 14 1/2"	11"	No	Pneumatic	60	\$550.13
HF84727A1	48 x 14 1/2"	13 3/4"	No	Pneumatic	62	560.13
HF84876A0	48 x 14 1/2"	11"	Yes	Pneumatic	64	800.13
HF84877A9	48 x 14 1/2"	13 3/4"	Yes	Pneumatic	66	810.13
HF84745A9	48 x 14 1/2"	11"	No	Replaceable Solid	60	525.13
HF84753A8	48 x 14 1/2"	13 3/4"	No	Replaceable Solid	60	535.13
HF84880A4	48 x 14 1/2"	11"	Yes	Replaceable Solid	65	775.13
HF84892A0	48 x 14 1/2"	13 3/4"	Yes	Replaceable Solid	64	785.13
HF84797A6	48 x 14 1/2"	11"	No	Mold On	57	500.12
HF84752A9	48 x 14 1/2"	13 3/4"	No	Mold On	59	510.13



Plastic Mini Pallets

Pallets designed especially for the EZY-Tilt™ Pallet Trucks, come in two different sizes with a stringer height of 1 1/2" to meet your various handling needs. Pallets are black in color and easily handle up to 800 lbs. Sold in bundles of 25. FOB Shipping Point.

HZ84976A3 Size 12 x 24", Wt. 1 (lb.), Price Ea. \$3.17

HZ84978A1 Size 15 x 24", Wt. 1 1/4 (lb.), Price Ea. \$3.91

HVAC Hand Truck

Ergonomic hand truck designed for efficiency and built for durability. Forks measure 24" and allows for safe loading and unloading of large heating and air conditioning units, or any other large palletized loads, while over-sized fenders stabilize the load. The foot-activated trip pedal locks and unlocks fork position. Simply slide the angled truck forks under the load, tilt forward to lock forks in place and break-over the load. Forks lock against the frame for compact storage. Shoe Length: 13 3/4". Load Capacity: 600 lbs. Designed with EZY-Tilt system. Available in Green, Red, or Blue. 1 1/8" heavy wall steel tube frame. Rolls easily on pneumatic tires. FOB Shipping Point.



HF80234B6
Strap Attachment

HVAC HAND TRUCK				
Product No.	Description	Frame H x W x D	Wt. (lbs.)	Price Ea.
HF80233C7	Big Green HVAC Truck	62 x 26 x 22"	95	\$551.57
HF80233R6	Big Red HVAC Truck	62 x 26 x 22"	95	551.57
HF80233U5	Big Blue HVAC Truck	62 x 26 x 22"	95	551.57
HF80234B6	Strapping Attachment, Wt. 4 (lbs.), Price Ea. \$105.00			

Multi-Use Hand Truck

The Multi-Use Hand Truck makes transferring heavy transmission cases, engines, and cumbersome parts bins a safe and efficient task. Add safety to your workplace and incorporate this heavy duty transmission case truck within your distribution center, on your semis, and inside your garage area. There are two attachments available for multipurpose use. Order the frame with the desired tires, and choose from heavy-wall 2" sq. adjustable steel tube forks or flat forks. Constructed of heavy duty 1 1/8" x 12 gauge wall steel tube frame. Load Capacity: 800 lbs. FOB Shipping Point.



MULTI-USE HAND TRUCK FRAMES					
Product No.	Description	Size	Load Cap. (lbs.)	Wt. (lbs.)	Price Ea.
HF85882A3	Frame w/ Never Flat Wheels	53 1/2" H x 24" W	800	53	\$430.75
HF86182A4	Frame w/ Mold On Wheels	53 1/2" H x 24" W	800	72.5	330.73
FORK ATTACHMENTS					
HF85261A0	Flat Forks	18 3/8" L x 4" W	800	2.5	182.52
HF85264A7	Transmission Forks	18 3/8" L x 2" H x 2" W	800	24.5	161.13

HAND TRUCKS & DOLLIES

Industrial Duty P-Handle Truck

- P-Handle provides maximum mobility.

All steel construction with wheel guards and ergonomic handle design. P-shaped handle provides maximum mobility and minimizes operator stress. Pneumatic tires are designed to carry heavy loads over rough terrain while cushioning the load. Puncture proof tires can tackle most any job around the warehouse, shop or home. **H49977** & **H44701** have heavier duty 1 1/4" steel tubing. FOB Shipping Point.



INDUSTRIAL DUTY P-HANDLE TRUCK					
Product No.	Wheels	Toe Plate	Load Cap. (lbs.)	Wt. (lbs.)	Price Ea.
H48866	12" Pneumatic	8 x 18"	800	33	\$112.15
H49977	15" Pneumatic	12 x 24"	1,000	54	177.58
H44701	10" Puncture Proof	8 x 18"	1,000	35	111.91

Dual Handle Trucks

- Maximizes control for different load sizes.

Easy handling truck has Sure Grip dual handles to help evenly support loads and maximize user control. Durable steel construction. **H60138** has a wider toe plate and oversized wheel guards along with Tubular Stair Climbers, and is industrial strength-engineered with 1 1/4" dia. steel tubing. **H47186** features built-in Stair Climbers and is 56" high for tall stacking capabilities. FOB Shipping Point.



DUAL HANDLE TRUCKS					
Product No.	Wheels	Toe Plate	Load Cap. (lbs.)	Wt. (lbs.)	Price Ea.
H47132	10" Puncture Proof	8 x 14"	800	31	\$95.65
H40135	10" Pneumatic	8 x 14"	800	25	95.34
H60138	10" Puncture Proof	8 x 18"	1,000	38	111.12
H47186	8" Puncture Proof	8 x 14"	600	30	95.18

Flow Back Convertible Hand Trucks

- Converts from vertical truck to horizontal platform cart in seconds.

Steel convertible trucks are designed for maximum leverage and maneuverability and can handle loads up to 800 lbs. in either the vertical or horizontal positions. Steel trucks stand 46" high and adjust up to 61" vertically. 8" x 14" toe plate and 12" x 36" platform keep loads from slipping off. Trucks convert from 2 wheel hand truck to 4 wheel platform cart in seconds. Available with either pneumatic or puncture-proof wheels. **H45136** Aluminum Convertible Hand Trucks feature a larger beveled toe plate and wheel guards with 800 lb. capacity in a Vertical position and a 1,000 lb. capacity in a Horizontal position. 12 x 38" in platform position. FOB Shipping Point.



FLOW BACK CONVERTIBLE HAND TRUCKS						
Product No.	Description	Wheels	Nose Plate	Load Cap. (lbs.)	Wt. (lbs.)	Price Ea.
H35080	Steel	8" Puncture Proof	8 x 14"	600	31	\$93.46
H30080	Steel	10" Pneumatic	7 1/2 x 14"	800	31	105.22
H36080S	Steel	10" Puncture Proof	7 1/2 x 14"	800	38	104.18
H45136	Aluminum	10" Pneumatic	8 x 18"	800V/1,000H*	39	310.51

*800 lb. capacity in Vertical position, 1,000 lb. capacity in Horizontal position.



Heavy-Duty D-Handle Truck

- D-Handle allows for one hand operation.
- Supports loads up to 800 lbs.

Steel frame for durability, 10" pneumatic tires are designed to increase maneuverability, control and to cushion the load. Puncture proof tires prevent the wheels from going flat. The D-handle design allows for one-handed operation. 7 1/2" x 14" deep toe plate offers a sturdy base for loads up to 800 lbs. **H49515** includes a 26" long Nose Plate Extension for help transporting bulky size loads. FOB Shipping Point.



HEAVY-DUTY D-HANDLE TRUCK				
Product No.	Wheels	Load Cap. (lbs.)	Wt. (lbs.)	Price Ea.
H30019	10" Pneumatic	800	25	\$68.86
H37019	10" Puncture Proof	800	29	68.71
H49515	10" Pneumatic	800*	34	100.23

*800 lb. capacity in Vertical position, 200 lb. capacity with Extension in use.

Heavy-Duty Appliance Trucks

- Quality steel construction.
- Supports loads up to 800 lbs.

These tough trucks offer maximum performance. Steel frame construction and puncture proof tires make these trucks durable and long-lasting. Also available in Aluminum, order **H40187**. Equipped with Belted Stair Climbers for easy rolling up and down stairs and over curbs, V-belts and nylon belt with Easy Lock Tightener to ensure the success of your material handling projects. Includes a vertical pad to protect the load. 60" high with a 4 1/2" x 24" toe plate. FOB Shipping Point.



HEAVY-DUTY APPLIANCE TRUCKS				
Product No.	Description	Load Cap. (lbs.)	Wt. (lbs.)	Price Ea.
H40710	Steel Appliance Truck with Manual Belt Tightener	800	38	\$167.74
H40715	Steel Appliance Truck with Ratchet	800	39	209.86
H40187	Aluminum Appliance Truck with Ratchet	800	41	311.48

Folding Trucks & Dollies

- Easy to use.
- Save time and labor.

Get the right equipment for the job. The Folding Platform Trucks feature durable steel construction with a non-slip deck surface and rubber safety bumper guards on all four corners. The handle locks into an upright position, the foot bar releases the handle for easy, compact storage. Easy to move on rolling caster wheels. The Aluminum Fold-Up Truck folds flat for easy storage and is lightweight and durable. The telescoping handle extends to over 39" tall with the push of a button. Pull down on plate and wheels open automatically. The nose plate and wheels lock securely when folded. The toe plate is 11 x 15". Simple to use, easy to carry and store. The Furniture Dollies have carpeting on both ends to protect the load. FOB Shipping Point.



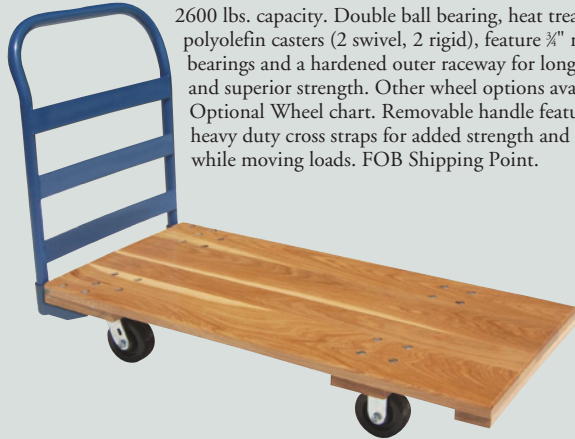
FOLDING TRUCKS & DOLLIES					
Product No.	Description	Size	Load Cap. (lbs.)	Wt. (lbs.)	Price Ea.
H33881	Folding Platform Truck with 4" Casters	19 x 29" Deck	330	23	\$42.97
H33886	Folding Platform Truck with 5" Casters	24 x 36" Deck	660	39	78.80
H33884	Aluminum Fold-Up Truck	11 x 15" Toe Plate	150	8	49.42
H33815	Furniture Dolly	15 x 15"	800	8	23.68
H33800	Furniture Dolly	18 x 30"	1,000	13	29.88

PLATFORM TRUCKS

ALL-STATES
EQUIPMENT, INC.

All Wood Deck Truck

- Kiln-dried 5/4 all-hardwood deck manufactured from select, red oak, white oak, or ash for long lasting durability.
- All wood frame construction.



2600 lbs. capacity. Double ball bearing, heat treated 5 x 2" polyolefin casters (2 swivel, 2 rigid), feature 3/8" roller bearings and a hardened outer raceway for long wear and superior strength. Other wheel options available - see Optional Wheel chart. Removable handle features three heavy duty cross straps for added strength and rigidity while moving loads. FOB Shipping Point.



Product No.	ALL WOOD DECK TRUCK Deck Size W x L	Wt. (lbs.)	Price Ea.
HA2332448B-5PF*	24 x 48"	90	\$218.00
HA2332754B-5PF*	27 x 54"	104	238.00
HA2333060B-5PF*	30 x 60"	116	269.00
HA2333672B-5PF*	36 x 72"	146	326.00

*For Optional Wheels -Replace -5PF Suffix in Product No. With Caster Suffix.

Caster Suffix	Wheel Size	OPTIONAL WHEELS Wheel Type	(4) Wheel Capacity (lbs.)	Price Ea.
6PR	6 x 2"	Phenolic	4000	\$13.33
5RR	5 x 2"	Rubber on Steel	1800	7.25
6RR	6 x 2"	Rubber on Steel	2000	11.41
8RR	8 x 2"	Rubber on Steel	2400	26.25
6UR	6 x 2"	Polyurethane on Steel	4000	38.00

Heavy Duty 5th Wheel Steer Wagon Truck

- Massive 20,000 Lbs. capacity.

Heavy-duty 5th Wheel Steer Wagon Truck comes available with all wood or steel deck. Standard steel colors available in Blue, Red, Green or Orange. Other colors available -- please contact dealer. 15 x 8 x 11 1/4" press-on rubber or poly wheels with tapered wheel bearings. 4" ring-grip tongue. Other capacities, sizes, coupler type and steering options available -- please contact dealer. FOB Shipping Point.



HEAVY DUTY 5 TH WHEEL STEER WAGON TRUCK RUBBER WHEELS				
Steel Deck Product No.	Wood Deck Product No.	Deck Size W x L	Wt. (lbs.)	Price Ea.
HA380RO4296	HA381RO4296	42 x 96"	1750	\$5,664.00
HA380RO4896	HA381RO4896	48 x 96"	1810	6,290.00
HA380RO48120	HA381RO48120	48 x 120"	1900	5,900.00
HA380RO48144	HA381RO48144	48 x 144"	1990	6,109.00
HA380RO60120	HA381RO60120	60 x 120"	2015	6,130.00
HA380RO60144	HA381RO60144	60 x 144"	2200	6,361.00
POLY WHEELS				
Steel Deck Product No.	Wood Deck Product No.	Deck Size W x L	Wt. (lbs.)	Price Ea.
HA380UO4296	HA381UO4296	42 x 96"	1750	\$6,262.00
HA380UO4896	HA381UO4896	48 x 96"	1810	6,290.00
HA380UO48120	HA381UO48120	48 x 120"	1900	6,499.00
HA380UO48144	HA381UO48144	48 x 144"	1990	6,758.00
HA380UO60120	HA381UO60120	60 x 120"	2015	6,728.00
HA380UO60144	HA381UO60144	60 x 144"	2200	6,960.00

Steel Frame Wood Deck Truck

- Kiln-dried 5/4 all-hardwood deck manufactured from select, red oak, white oak, or ash for long lasting durability.
- Sturdy steel frame construction.



2600 lbs. capacity. Double ball bearing, heat treated 5 x 2" polyolefin casters (2 swivel, 2 rigid), feature 3/8" roller bearings and a hardened outer raceway for long wear and superior strength. Other wheel options available - see Optional Wheel chart. Removable handle features three heavy duty cross straps for added strength and rigidity while moving loads. FOB Shipping Point.

Product No.	STEEL FRAME WOOD DECK TRUCK Deck Size W x L	Wt. (lbs.)	Price Ea.
HA2192448B-5PF*	24 x 48"	100	\$240.00
HA2192754B-5PF*	27 x 54"	115	258.00
HA2193060B-5PF*	30 x 60"	145	289.00
HA2193672B-5PF*	36 x 72"	165	332.00

*For Optional Wheels -Replace -5PF Suffix in Product No. With Caster Suffix.

Medium Duty Platform Truck

- 1600 Lbs. capacity.

Medium Duty Platform Truck features a 4/4 kiln-dried hardwood deck made from select red oak, white oak, or ash. All wood frame. Handle has three heavy duty cross straps for added durability. rolls on 5 x 2" double ball bearing polyolefin wheels, (2 rigid, 2 swivel). Other wheel options available - see Optional Wheel chart. FOB Shipping Point.



Product No.	MEDIUM DUTY PLATFORM TRUCK Deck Size W x L	Wt. (lbs.)	Price Ea.
HA2312448B-5PF*	24 x 48"	80	\$169.00
HA2312754B-5PF*	27 x 54"	92	175.00
HA2313060B-5PF*	30 x 60"	102	190.00
HA2313672B-5PF*	36 x 72"	135	222.00

*For Optional Wheels -Replace -5PF Suffix in Product No. With Caster Suffix.

Regular Dolly

- 1100 Lbs. capacity makes this dolly an essential item to move items in almost any area.

Kiln-dried hardwood construction. Rolls smoothly on 4 swivel 3" polyolefin casters. Other types and sizes available -- contact dealer. FOB Shipping Point.



Product No.	REGULAR DOLLY Deck Size W x L	Wt. (lbs.)	Price Ea.
HA641624-3PF	16 x 24"	14	\$51.00
HA641827-3PF	18 x 27"	15	52.00
HA641830-3PF	18 x 30"	16	54.00

VERSACART MULTI-PURPOSE CARTS



EZtote450

- Ideal for carrying large totes.
- Increases productivity through efficient unpacking.

Rear hook holds most plastic trash cans for easy trash removal. Bars support large boxed or bagged items – no sharp edges to damage bags. Supports load up to 500 lbs. Rolls on 5" non-marking wheels, Rear wheel brake stops cart from rolling. Available in Metallic Gray finish.

Measures 31.5"L x 23.5"W. x 41.25"H. Ships UPS. FOB Shipping Point. H101-450 Wt. 45 (lbs.) Price Ea. \$202.67



EZtote450 shown with large totes (Size: 27"L. x 17"W. x 12"H.)
Optional Rear Basket and trash can hook.
Totes sold separately

Lumber Cart

- Easily carries plywood sheets, long boards and other heavy items.

Breaks down flat--reduces shipping costs! Features 5" & 6" wheels. Measures 30 W. x 51½ L. x 43¾" H. Ships UPS. FOB Shipping Point.

H109-200 Wt. 151 (lbs.) Price Ea. \$385.33



EZcart

- Bridges the gap between hand baskets and regular carts.
- Doubles basket shopping capacity.

Helps increase average ticket dollars by keeping hand basket shoppers in store longer and increasing their basket capacity. Purse or bag hook allows for maximized basket use. Can be used with or without baskets. Supports up to 200 lbs. Rolls on 4" non-marking wheels with steel roller bearings.

Measures 22"L. x 12.75"W. x 41.25"H. Available in Red, Green, Black or Metallic Gray finishes – please specify color. Ships UPS. FOB Shipping Point.

H101-006 Wt. 25 (lbs.) Price Ea. \$104.17



Hand Baskets Purchased separately

Hand Baskets

- Made of 100% polypropylene material for strength and durability.

Features strong plastic handles molded for comfort. Handles fold away when used in EZcart. Extra large panels for two or four logos. Measures 19¾"L. x 13¾"W. x 10"H. Available in Red, Light Blue, Dark Blue, Light Green, Dark Green, Black, Orange, Yellow or Tan – please specify. Ships UPS. FOB Shipping Point.

H206-28L Wt. 28 (lbs.)/12. Price Per 12 \$221.33
Also available with Rack & Sign. H206-28L-RS Wt. 32 (lbs.) Price Per 12 \$241.33



Small nesting ability saves valuable space!



H206-28L-RS

VersaCart

- Designed for easy nesting, saving valuable space.
- Built with steel oval tubing and gusset plates for extra durability.
- Ergonomically designed.
- Moves easily, reduces congestion!
- Custom logos available on cart handles and baskets.

EZtote Optional Rear Basket

19"W x 5.5"D. x 6"H. Black VersaCoat finish. H900-201 Wt. 8 (lbs.) Price Ea. \$38.67



EZtote500 Series Utility Carts

These versatile multi-purpose carts roll on 5" heavy-duty non-marking wheels with steel roller bearings. Includes rear brakes. Available in Dark Gray finish. Ships UPS except H101-545. FOB Shipping Point.

Product No.	Cap. (lbs.)	EZTOTE500 SERIES UTILITY CART			Wt. (lbs.)	Price Ea.
		Size L x W x H	Load Area Upper	Lower		
H101-545	800	36 x 23.5 x 41.25"	12 x 18"	31.5 x 20"	55	\$225.33
H101-580	800	36 x 23.5 x 41.25"	23 x 20"	31.5 x 20"	60	260.00



EZtote580 Shown with Optional Rear Basket



EZtote580 Tray Retracted



EZtote545

U-Boat Metal Utility Cart

Pivot able wheels for easy moving. Available with or without a top shelf. Carries up to 1000 lbs. Available in Metallic Gray. Ships UPS. FOB Shipping Point.

H109-190 Size: 63"L. x 16"W. x 60"H.

Wt. 95 (lbs.) Price Ea. \$169.60

H109-190-2 Optional Shelf Price Ea. \$65.33

H109-190-3 Optional Organizer Price Ea. \$30.00



Shown with Optional Shelf and Organizer

EZtote875 Cart

- Carries heavy loads, up to 1200 lbs.
- Top shelf is designed to retract to allow more space for larger items.

This rugged cart is made for rough terrain usage with oversized 8" rear and 6" front wheels.

Available in Dark Gray/Black or Green/Black - please specify. Ships UPS. FOB Shipping Point. H101-875 Size: 45½"L. x 30"W. x 41¼"H.

Wt. 94 (lbs.) Price Ea. \$385.33



Comes with Rear Basket

EXpress Series Retail Cart

Available in Black, and Metallic Gray - please specify. Includes rear basket or child seat - please specify. FOB Shipping Point
EXpress6000 with fixed basket
H101-600 Wt. 46 (lbs.) Price Ea. \$143.59
EXpress3500 fixed basket on top and flatbed bottom H101-350 Wt. 45 (lbs.) Price Ea. \$155.13



H101-600



H101-350


MOBILE DOLLIES

Hardwood Dollies




- Constructed from select kiln-dried northern hardwoods cut, planed and molded to a full 3/8" thickness.

All dollies feature countersunk bolt holes to provide a smooth working surface. All include standard 3" non-marking polyolefin casters with 900 lb. capacity (See other caster options). Shipped assembled in carton unless otherwise requested. UPS-able. FOB Shipping Point.



B) Rubber Cap Dolly

All hardwood dollies include standard 3" non-marking polyolefin casters with **900 LB.** capacity.




A) Solid Dolly




C) Flush Dolly



E) All Carpet Solid Dolly



D) Carpet End Dolly



F) Regular Dolly



G) Durable Plastic Dollies

A) Solid Dolly

Our most popular style...suited for almost any job. Features three cross battens on 36" and 48" length.

Product No.	SOLID DOLLY Size W x D	Wt. (lbs.)	Price Ea.
HRD2416S-3P	24 x 16"	17	\$65.31
HRD2718S-3P	27 x 18"	21	72.80
HRD3018S-3P	30 x 18"	23	82.32
HRD3624S-3P	36 x 24"	29	94.00
HRD4824S-3P	48 x 24"	36	124.11

B) Rubber Cap Dolly

Non-skid reinforced rubber cap keeps slippery loads in place without damage. Great for the professional mover. Rubber cap boards are 3" wide.

Product No.	RUBBER CAP DOLLY Size W x D	Wt. (lbs.)	Price Ea.
HRD2718RC-3P	27 x 18"	15	\$71.34
HRD3018RC-3P	30 x 18"	16	74.02

C) Flush Dolly

Full 1 1/2" thick double length rails 4" wide. Smooth, open deck.

Product No.	FLUSH DOLLY Size W x D	Wt. (lbs.)	Price Ea.
HRD2416F-3P	24 x 16"	16	\$64.45
HRD2718F-3P	27 x 18"	17	67.05
HRD3018F-3P	30 x 18"	19	68.96
HRD3624F-3P	36 x 24"	21	74.84
HRD4824F-3P	48 x 24"	26	82.55

D) Carpet End Dolly

Padded carpeting protects furniture and appliances.

Product No.	CARPET END DOLLY Size W x D	Wt. (lbs.)	Price Ea.
HRD3018CE-3P	30 x 18"	16	\$99.92
HRD3624CE-3P	36 x 24"	17	90.82

E) All Carpet Solid Dolly

Strength and reliability at an economical price. Fully carpeted deck prevents damage to cargo.

Product No.	ALL CARPET SOLID DOLLY Size W x D	Wt. (lbs.)	Price Ea.
HRD3018AC-3P	30 x 18"	23	\$92.16
HRD3624AC-3P	36 x 24"	32	118.71

F) Regular Dolly

Strength and reliability at an economical price. All rails are 4" wide.

Product No.	REGULAR DOLLY Size W x D	Wt. (lbs.)	Price Ea.
HRD2416R-3P	24 x 16"	13	\$57.39
HRD3018R-3P	30 x 18"	15	63.58
HRD3624R-3P	36 x 24"	16	73.52

G) Durable Plastic Dollies

Easy to clean, non-porous platform won't rot, mildew or splinter. Rugged 1200 lb. capacity -- steel reinforced, one-piece deck design. Smooth rolling on plate-style 4" polyolefin swivel casters. Quick, easy assembly. Padded deck style features 3/8" durable bumper pad for maximum protection against scrapes and scratches. FOB Shipping Point.

Product No.	PLASTIC DOLLIES Size W x D	Description	Wt. (lbs.)	Price Ea.
HRMD3018F4PNAR	30 x 18"	Flush Deck, Red	30	\$83.02
HRMD3018F4PNAB	30 x 18"	Flush Deck, Blue	30	83.02
HRMD3018RC4PNAR	30 x 18"	Padded Deck, Red	30	111.82
HRMD3018RC4PNAB	30 x 18"	Padded Deck, Blue	30	111.82

Caster Suffix	CASTER OPTIONS FOR HARDWOOD DOLLIES Caster Description	Cap. (lbs.)	Wt. (lbs.) Add to Ship Wt.	Add to Base Price
-3R*	3" Non-Marking Rubber**	900	3	\$39.52
-35R*	3 1/2" Non-Marking Rubber**	900	3	42.53
-4R*	4" Non-Marking Rubber**	1100	4	48.32
-4P*	4" Polyolefin	1200	3	11.80
-5P*	5" Polyolefin	1400	4	31.53

* Please substitute above desired suffix for -3P.
** Non-Marking Rubber Casters won't mark floors, yet are extremely durable.
Also available, Premium Dollies made from hardwoods with the highest physical properties to provide long service under a variety of conditions. Call for information.

Tow Eye & Tow Handle

Tow Eye Option - HR1495 Price Ea. \$4.34
Tow Handle Option - HR2515 Price Ea. \$14.46

STEEL PLATFORM TRUCKS & DOLLIES

Rugged Steel DECK PLATFORM TRUCK

- Heavy and medium duty trucks
- An all purpose truck to save time and money moving boxes, packages, inventory, etc.
- Solid smooth steel deck is completely welded into a solid rigid unit. Reinforced underneath for maximum support.

Standard with 2 swivel, 2 rigid casters. Tubular push handle is removable. Standard styles differ -- cross bar and open pipe handle (see drawings). Caster options allow for 800 to 2000 lb. capacity. FOB Shipping Point.

TUBULAR push handle is removable.

Standard gray powder coated handle.



Standard with cross bar handle.

Smooth 13 ga. steel deck and frame.



Steel reinforcements run lengthwise under the deck.

Heavy duty industrial casters.



Heavy Duty STEEL DECK PLATFORM TRUCKS

Product No.	1200 Lb. Cap. Truck Deck Size		Wt. (lbs.)	Price Ea.
	W x L	Wheel Size Swivel/Rigid		
HR212-5MRB2448	24 x 48"	5 x 2"	95	\$319.66
HR212-5MRB3060	30 x 60"	5 x 2"	110	429.25
HR212-5MRB3660	36 x 60"	5 x 2"	130	441.96
HR212-5MRB3672	36 x 72"	5 x 2"	140	493.63
2000 Lb. Cap. Truck				
HR216-8MRB2448	24 x 48"	8 x 2"	115	350.68
HR216-8MRB3060	30 x 60"	8 x 2"	130	460.26
HR216-8MRB3660	36 x 60"	8 x 2"	150	472.96
HR216-8MRB3672	36 x 72"	8 x 2"	160	524.64

Moldon rubber casters are standard. Trucks come standard with one model B Crossbar Style Handle

Product No.	Size W x L	1200 Lb. Capacity Truck Swivel Wheel		Rigid Wheel		Wt. (lbs.)	Price Ea.
		Dia.	Ply	Dia.	Ply		
HR210-8FPB2448	24 x 48"	8"	4	8"	4	75	\$467.69
HR210-8FPB3048	30 x 48"	8"	4	8"	4	85	532.56
HR210-8FPB3060	30 x 60"	8"	4	8"	4	90	577.25
HR210-8FPB3660	36 x 60"	8"	4	8"	4	110	589.95
HR210-8FPB3672	36 x 72"	8"	4	8"	4	120	641.63


Full Pneumatic Caster is standard. Trucks come standard with one Model B Crossbar Style Handle.

DURABLE gray powder coated finish.

Steel DOLLIES

- Tough, all steel dollies for every day use.
- Perfect for moving heavy machinery, bulk cases or heavy cartons.

Open structural angle dollies are made of 1½" x 1½" x ½" angle steel. Solid decks are smooth 13 gauge steel. Use lips turned down for a smooth surface, order 1½" lips up for a contained area. Dollies have all swivel casters. Durable gray powder coated finish. FOB Shipping Point.



STEEL DOLLIES - OPEN STRUCTURAL -- specify size when ordering						
Product No.	Cap. (lbs.)	Caster Type	16 x 27"	18 x 24"	18 x 30"	24 x 36"
			PERIMETER LIPS DOWN			
HRD853HR	900	3" Polyolefin	\$142.43	\$142.67	\$145.83	\$155.47
HRD853SS	1000	3" Semi-Steel	178.62	166.26	169.45	179.04
HRD854HR	1000	4" Polyolefin	160.81	161.06	164.38	174.45
HRD854SS	1000	4" Semi-Steel	189.69	189.90	193.26	203.40
PERIMETER LIPS UP						
HRU853HR	900	3" Polyolefin	142.43	142.67	145.83	155.47
HRU853SS	1000	3" Semi-Steel	174.85	166.26	169.45	184.23
HRU854HR	1000	4" Polyolefin	160.81	161.06	164.38	174.45
HRU854SS	1000	4" Semi-Steel	189.69	189.90	193.26	203.40

STEEL DOLLIES - SOLID - specify size when ordering						
Product No.	Cap. (lbs.)	Caster Type	16 x 27"	18 x 24"	18 x 30"	24 x 36"
			PERIMETER LIPS DOWN			
HRD843HR	900	3" Polyolefin	\$105.54	\$105.44	\$109.11	\$120.35
HRD843SS	1000	3" Semi-Steel	133.02	132.98	136.59	147.90
HRD844HR	1000	4" Polyolefin	112.94	112.88	116.70	127.12
HRD844SS	1000	4" Semi-Steel	143.58	143.49	146.96	157.72
PERIMETER LIPS UP						
HRU843HR	900	3" Polyolefin	105.54	105.44	109.11	120.35
HRU843SS	1000	3" Semi-Steel	133.02	132.98	136.59	147.90
HRU844HR	1000	4" Polyolefin	112.94	112.88	116.35	127.12
HRU844SS	1000	4" Semi-Steel	143.58	143.49	146.96	157.72

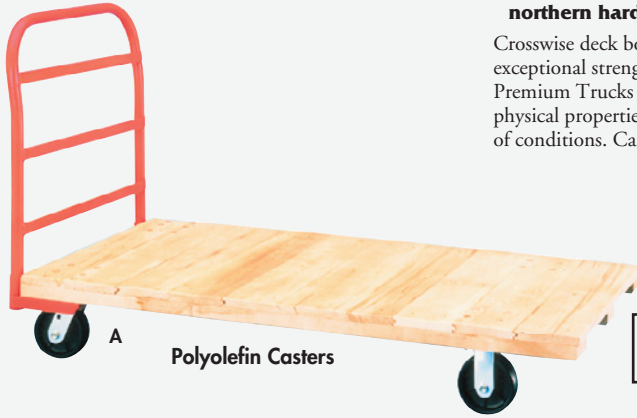
PLATFORM TRUCKS



Platform TRUCKS

- Quality construction combined with ease of movement and low maintenance makes these Platform Trucks a real value.
- Manufactured from specially selected kiln-dried northern hardwoods.

Crosswise deck boards are tongue and grooved to provide exceptional strength. FOB Shipping Point. Also available- Premium Trucks made from hardwoods with the highest physical properties to provide long service under a variety of conditions. Call for information.



A Polyolefin Casters

Additional caster options available.



B Mold-on Rubber Casters

A) Tongue And Groove Hardwood Deck

Tongue and groove hardwood construction with one removable steel slatted pipe handle. 2 rigid, 2 swivel casters. Handle at swivel end. FOB Shipping Point.

TONGUE AND GROOVE HARDWOOD DECK					
Product No.	Size W x D	Caster	Wt. (Cap.)	Wt. (lbs.)	Price Ea.
HRPT24481C5P5	24 x 48"	5" Polyolefin	1800	70	\$230.37
HRPT24481C5P6	24 x 48"	6" Polyolefin	2000	72	243.03
HRPT24481C5M6	24 x 48"	6" Mold-On Rubber	1600	85	278.52
HRPT24481C5M8	24 x 48"	8" Mold-On Rubber	2000	94	323.33
HRPT27541C5P5	27 x 54"	5" Polyolefin	1800	78	248.71
HRPT27541C5P6	27 x 54"	6" Polyolefin	2000	80	294.87
HRPT27541C5M6	27 x 54"	6" Mold-On Rubber	1600	93	273.71
HRPT27541C5M8	27 x 54"	8" Mold-On Rubber	2000	102	288.30
HRPT30601C5P5	30 x 60"	5" Polyolefin	1800	90	279.58
HRPT30601C5P6	30 x 60"	6" Polyolefin	2000	92	328.17
HRPT30601C5M6	30 x 60"	6" Mold-On Rubber	1600	102	305.67
HRPT30601C5M8	30 x 60"	8" Mold-On Rubber	2000	112	384.71
HRPT36721C5P5	36 x 72"	5" Polyolefin	1800	107	365.01
HRPT36721C5P6	36 x 72"	6" Polyolefin	2000	108	414.28
HRPT36721C5M6	36 x 72"	6" Mold-On Rubber	1600	119	393.13
HRPT36721C5M8	36 x 72"	8" Mold-On Rubber	2000	128	474.93

B) Durable Steel Framed Platform Truck

Tongue and groove construction. Features one removable steel pipe handle. 2 rigid, 2 swivel casters. Handle at swivel end. FOB Shipping Point.

DURABLE STEEL FRAMED PLATFORM TRUCK					
Product No.	Size W x D	Caster	Wt. (Cap.)	Wt. (lbs.)	Price Ea.
HRPT24482C5P5	24 x 48"	5" Polyolefin	1800	95	\$262.70
HRPT24482C5P6	24 x 48"	6" Polyolefin	2000	97	279.90
HRPT24482C5M6	24 x 48"	6" Mold-On Rubber	1600	111	306.67
HRPT24482C5M8	24 x 48"	8" Mold-On Rubber	2000	119	351.50
HRPT27542C5P5	27 x 54"	5" Polyolefin	1800	101	287.02
HRPT27542C5P6	27 x 54"	6" Polyolefin	2000	103	309.71
HRPT27542C5M6	27 x 54"	6" Mold-On Rubber	1600	115	366.20
HRPT27542C5M8	27 x 54"	8" Mold-On Rubber	2000	124	326.61
HRPT30602C5P5	30 x 60"	5" Polyolefin	1800	119	316.28
HRPT30602C5P6	30 x 60"	6" Polyolefin	2000	120	355.54
HRPT30602C5M6	30 x 60"	6" Mold-On Rubber	1600	131	342.34
HRPT30602C5M8	30 x 60"	8" Mold-On Rubber	2000	140	412.10
HRPT36722C5P5	36 x 72"	5" Polyolefin	1800	154	416.23
HRPT36722C5P6	36 x 72"	6" Polyolefin	2000	156	410.81
HRPT36722C5M6	36 x 72"	6" Mold-On Rubber	1600	166	444.36
HRPT36722C5M8	36 x 72"	8" Mold-On Rubber	2000	176	517.46



Structural Foam Deck



Optional Expanded Metal Shelf



Hardwood Deck

Work Height Platform Truck

Eliminate bending and back strain with these ergonomic platform trucks. Built for heavy-duty work around the warehouse, office or shipping dept. Hardwood or structural foam deck available. 26 1/2" H. fixed or adjustable height decks. Optional expanded metal lower shelf -- call for price. (Special order not returnable). Adjustable height trucks have 3 deck height settings; 24" to 30 1/2" H on trucks with 6" wheels and 25 1/2" to 31 1/2" H. on trucks with 8" wheels. FOB Shipping Point.



FIXED HEIGHT PLATFORM TRUCKS						
Caster type	HARDWOOD			STRUCTURAL FOAM		
	Product No.	Wt. (lbs.)	Price Ea.	Product No.	Wt. (lbs.)	Price Ea.
24" x 48" DECK						
6" Moldon	HRWH24481A5M6	105	\$426.33	HRWHV24481A5M6	105	\$498.85
8" Moldon	HRWH24481A5M8	105	448.82	HRWHV24481A5M8	105	536.12
6" Polyurethane	HRWH24481A5Y6	105	502.49	HRWHV24481A5Y6	105	588.28
30" x 60" DECK						
6" Moldon	HRWH30601A5M6	158	468.64	HRWHV30601A5M6	158	542.02
8" Moldon	HRWH30601A5M8	158	491.02	HRWHV30601A5M8	158	580.36
6" Polyurethane	HRWH30601A5Y6	158	519.86	HRWHV30601A5Y6	158	652.93

ADJUSTABLE HEIGHT PLATFORM TRUCKS						
Caster type	HARDWOOD			STRUCTURAL FOAM		
	Product No.	Wt. (lbs.)	Price Ea.	Product No.	Wt. (lbs.)	Price Ea.
24" x 48" DECK						
6" Moldon	HRWH24481A5M6A	106	\$475.67	HRWHV24481A5M6A	106	\$531.33
8" Moldon	HRWH24481A5M8A	110	498.47	HRWHV24481A5M8A	110	599.19
6" Polyurethane	HRWH24481A5Y6A	104	553.29	HRWHV24481A5Y6A	104	655.06
30" x 60" DECK						
6" Moldon	HRWH30601A5M6A	161	518.78	HRWHV30601A5M6A	161	575.91
8" Moldon	HRWH30601A5M8A	165	541.44	HRWHV30601A5M8A	165	647.25
6" Polyurethane	HRWH30601A5Y6A	157	571.07	HRWHV30601A5Y6A	157	703.14

PLATFORM TRUCKS



STURDY,
easy-to-clean deck.

VERSA/DECK™ Structural Foam PLATFORM TRUCK

- Structural foam cart is built for strength and versatility.
- All decks reinforced with steel bars.
- Maximize deck space with available outside deck handles.

Sturdy, easy-to-clean deck resists most chemicals and damage from long-term exposure to weather. Select from various configurations for the right truck for you. Decks available in 2 sizes -- 24" x 48" and 30" x 60". Decks and handles are Gray. FOB Shipping Point.



"A" Style Handle
1 Crossbar Swayback

Product No.	Deck Size W x D	Caster Type	Cap. (lbs.)	Wt. (lbs.)	Price Ea.
VERSA/DECK™ STRUCTURAL FOAM PLATFORM TRUCK					
VERSA/DECK™ WITH "A" HANDLE STYLE					
HR90110A1412	24 x 48"	10" Pneumatic	1500	97	\$535.32
HR90162A1412	24 x 48"	6" Polyolefin	2600	89	407.25
HR90163A1412	24 x 48"	6" Polyurethane	3000	92	481.81
HR90181A1412	24 x 48"	8" Pneumatic	1100	78	454.69
HR90182A1412	24 x 48"	8" Mold-On Rubber	1800	93	421.02
HR90184A1412	24 x 48"	8" Polyolefin	3000	97	459.23
HR90210A1012	30 x 60"	10" Pneumatic	1500	108	647.65
HR90262A1012	30 x 60"	6" Polyolefin	2600	100	443.02
HR90263A1012	30 x 60"	6" Polyurethane	3000	97	509.51
HR90281A1012	30 x 60"	8" Pneumatic	1100	86	482.31
HR90282A1012	30 x 60"	8" Mold-On Rubber	1800	104	448.65
HR90284A1012	30 x 60"	8" Polyolefin	3000	108	487.05
VERSA/DECK™ WITH "B" HANDLE STYLE					
HR90110B2412	24 x 48"	10" Pneumatic	1500	89	592.91
HR90181B2412	24 x 48"	8" Pneumatic	1100	81	512.28
HR90182B2412	24 x 48"	8" Mold-On Rubber	1800	93	478.60
HR90184B2412	24 x 48"	8" Polyolefin	3000	81	516.82
HR90210B2012	30 x 60"	10" Pneumatic	1500	121	706.52
HR90281B2012	30 x 60"	8" Pneumatic	1100	113	541.18
HR90282B2012	30 x 60"	8" Mold-On Rubber	1800	125	507.52
HR90284B2012	30 x 60"	8" Polyolefin	3000	109	545.93
VERSA/DECK™ WITH "D" HANDLE STYLE					
HR90162D3817	24 x 48"	6" Polyolefin	2600	125	548.33
HR90163D3817	24 x 48"	6" Polyurethane	3000	128	622.90
HR90181D3817	24 x 48"	8" Pneumatic	1100	114	595.78
HR90182D3817	24 x 48"	8" Mold-On Rubber	1800	129	562.10
HR90262D3017	30 x 60"	6" Polyolefin	2600	138	567.25
HR90263D3017	30 x 60"	6" Polyurethane	3000	141	633.74
HR90281D3017	30 x 60"	8" Pneumatic	1100	124	606.54
HR90282D3017	30 x 60"	8" Mold-On Rubber	1800	142	572.88
VERSA/DECK™ WITH "H" HANDLE STYLE					
HR90162H24121817	24 x 48"	6" Polyolefin	2600	109	531.06
HR90163H24121817	24 x 48"	6" Polyurethane	3000	112	605.63
HR90181H24121817	24 x 48"	8" Pneumatic	1100	98	578.50
HR90182H24121817	24 x 48"	8" Mold-On Rubber	1800	113	544.82
HR90262H20121017	30 x 60"	6" Polyolefin	2600	126	562.94
HR90263H20121017	30 x 60"	6" Polyurethane	3000	129	629.41
HR90281H20121017	30 x 60"	8" Pneumatic	1100	112	602.21
HR90282H20121017	30 x 60"	8" Mold-On Rubber	1800	130	568.56




"B" Handle Style
2 Crossbars Swayback



"D" Style Handle
3 Crossbars Straight Indeck



"H" Handle Style
1 Crossbar Straight Indeck, 2 Crossbars Swayback



Reinforced Bottom

Super-Heavy Duty Platform Truck

Platform truck has a super-heavy duty wood deck with steel frame. C-channel underdeck reinforcements. Comes in 4 different deck sizes. Has a heavy-duty capacity of 2,000 to 4,000 lbs. depending on caster type. Standard cross bar handle. FOB Shipping Point.

Product No.	Size W x D	Caster	Wt. (Cap.)	Wt. (lbs.)	Price Ea.
SUPER-HEAVY DUTY PLATFORM TRUCKS					
HR2178MRB2448	24 x 48"	8" Mold-On Rubber	2000	145	\$477.69
HR2178MRB3048	30 x 48"	8" Mold-On Rubber	2000	160	499.52
HR2178MRB3060	30 x 60"	8" Mold-On Rubber	2000	125	686.74
HR2178MRB3672	36 x 72"	8" Mold-On Rubber	2000	185	826.28
HR219885MRB2448	24 x 48"	5" Mold-On Rubber	2500	150	716.05
HR219885MRB3048	30 x 48"	5" Mold-On Rubber	2500	165	737.85
HR219885MRB3060	30 x 60"	5" Mold-On Rubber	2500	180	792.84
HR219885MRB3672	36 x 72"	5" Mold-On Rubber	2500	195	844.91
HR221812MRB2448	24 x 48"	12" Mold-On Rubber	3000	170	703.60
HR221812MRB3048	30 x 48"	12" Mold-On Rubber	3000	185	731.08
HR221812MRB3060	30 x 60"	12" Mold-On Rubber	3000	200	786.01
HR221812MRB3672	36 x 72"	12" Mold-On Rubber	3000	248	865.32
HR2258516MRB2448	24 x 48"	16" Mold-On Rubber	4000	195	869.43
HR2258516MRB3048	30 x 48"	16" Mold-On Rubber	4000	225	1,018.78
HR2258516MRB3060	30 x 60"	16" Mold-On Rubber	4000	235	1,073.71
HR2258516MRB3672	36 x 72"	16" Mold-On Rubber	4000	250	1,133.99



DOLLIES & HANDTRUCKS

Aluminum Handtrucks

- Durable aluminum construction handles loads up to 600 lbs.

Lightweight aluminum handtrucks are easier to maneuver and have more balance and overall performance than steel handtrucks. Completely user friendly. Heavy duty construction features. Rolls quietly on full or semi-pneumatic tires. FOB Shipping Point.



Aluminum Convertible Handtrucks

- Rugged 800 lb. load capacity.

A high capacity convertible handtruck that easily converts from a 2 wheel handtruck to a 4 wheel platform truck. Features a high strength double locking cam mechanism that securely locks the pivoting handle. Frame and cross tubes are made of heavy duty extruded aluminum. Swivel casters are 5" x 1 1/4" thermoplastic rubber with tread guards. FOB Shipping Point.

ALUMINUM HAND TRUCKS						
Product No.	Description	Cap. (lbs.)	Height	Wheel Description	Wt. (lbs.)	Price Ea.
HFBAL14-10FPN	Loop Handle	600	52"	10" Full Pneumatic	25	\$184.22
HFBAL48-10FPN	Dual Grip Handle	600	51"	10" Full Pneumatic	23	183.97
HFBAL18-10FPN	Continuous Handle	600	50"	10" Full Pneumatic	24	167.42
ALUMINUM HANDTRUCK WITH STAIR CLIMBERS						
HFBAL14-SC-10FPN	Loop Handle	600	52"	10" Full Pneumatic	28	\$204.85
HFBAL48-SC-10FPN	Dual Grip Handle	600	51"	10" Full Pneumatic	26	204.85
HFBAL18-SC-10FPN	Continuous Handle	600	50"	10" Full Pneumatic	27	208.00
ALUMINUM CONVERTIBLE HANDTRUCKS						
HFBALCV-15-10FPN	Dual Grip	600/800	52"	10" Full Pneumatic	38	278.16
HFBALCV-20-10FPN	Loop Handle	600/800	61.5"	10" Full Pneumatic	44	304.28

Change the Product No. suffix for different wheel options:

- 10PN for 10" Semi-Pneumatic wheels.
- 10FF for 10" Flat Free Tires, add \$16.59 to price.
- 8ACRT for 8" Rubber/Mold-On, add \$16.59 to price. Cap. changes to 500 lbs.
- 8ACRT Not available for Convertible Handtrucks.

Dual Purpose Dolly

- Lightweight, maneuverable and easy to use.
- Rugged construction supports loads up to 400 lbs.



15" x 25" dolly is perfect to carry vertical, letter size file cabinets as well as cartons, packages or awkward size loads. Made of welded 1" sq. tubular steel frame with reinforced gusseted corners and protective vinyl end caps. Rolls on 4 light duty, swivel stem casters with soft rubber tread wheels. 4 3/4" H. Green epoxy powder coated finish. Shipped KD. Ships UPS. FOB Shipping Point. HAT-02-1525-3SR Wt. 9 (lbs.) Price Ea. \$43.70

Hardwood Dollies With Hand Grip

- Convenient hand grip slot makes dollies easy to carry.
- Heavy-duty 3/4" thick poplar deck.

Fully machined on CNC equipment. Rounded corners to reduce wall and box damage. FOB Shipping.



Product No.	Cap. (lbs.)	Deck Height	Size W x L	Wt. (lbs.)	Price Ea.
HPT-15-1830-3PH	1000	4 7/8"	18 x 30"	18	\$60.42
HPT-15-1616-3PH	1000	5"	16 x 16"	9	49.74
HPT-15-03-320-3PH	450	5"	20 x 20 x 20"	8	48.11



Drum Truck

- Double column frame with kickstand keeps truck upright when not in use.

Drums and barrels are securely positioned between the full length 1 1/2" frame uprights. Handles up to 1000 lbs. Stands 58"H x 20"W. FOB Shipping Point.



Product No.	Wheel Description	Handle Width	Nose Width	Wt. (lbs.)	Price Ea.
H9292-HC	10 x 2 1/2" Mold-on Rubber	20"	18"	63	\$236.07

Chair Truck

- Easily and safely transports 10-12 banquet/church stackable type chairs.

60" tall tubular steel frame stabilizes stacked chairs. Front extension accommodates all sizes of chairs. Three styles of 10" wheels easily move over all floor surfaces. Chair Truck comes with long stair climbers. FOB Shipping Point.

Product No.	Wheel Description	Handle Width	Nose Width	Wt. (lbs.)	Price Ea.
HC-120-10PN	10 x 2 3/4" Semi-Pneumatic	18"	14"	40	\$226.85
HC-120-10FPN	10 x 3 1/2" Full-Pneumatic	18"	14"	35	227.40
HC-120-10FF	10 x 3" Flat Free Wheel	18"	14"	37	244.93

Chair Dolly

- Easily and safely transports and stores 10-12 stackable chairs.

All steel Chair Dolly that can easily transport up to 12 stackable chairs. Constructed with formed sides and a 1" lip and tubular end to prevent chairs from coming off. Deck height is 5 1/2". Rolls easily on double ball raceway casters. FOB Shipping Point.

Product No.	Wheel Description	Deck Size	Wt. (lbs.)	Price Ea.
HLUCD-03-2424-3PH	3" Polyolefin	23 3/4" x 27 1/2"	6	\$76.85

Heavy-Duty Drum Dolly

- Rugged durability is achieved by a sturdy frame with a unique, formed cross section -- supports 1000 lbs.
- Features long lasting gray epoxy powder coated finish.

Load stabilizing 1 1/2" H. lip secures 55 gal. containers. Rolls on 3" swivel polyolefin casters -- located directly under the load for added stability. Shipped KD. Ships UPS. FOB Shipping Point. HMDS24-3PH Wt. 12 (lbs.) Price Ea. \$50.42



Wood Dollies

- Built to handle loads up to 1000 lbs.!

Rugged wood construction dollies to move industrial equipment, office furniture, boxes, parts, and more. Rolls on hard rubber swivel casters for maximum maneuverability. All dollies feature double ball raceway swivel casters for long life. A style available for every type of moving requirement. FOB Shipping Point.



Ltr. No.	Product No.	Description	Size W x L	Wt. (lbs.)	Price Ea.
A	HED14-1830-3HR	Flush Open End	18 x 30"	20	\$33.78
B	HED15-1830-3HR	Solid Deck	18 x 30"	26	38.64
C	HED26-1830-3HR	Carpet End	18 x 30"	17	28.46
D	HED27-1830-4HR	Rubber End	18 x 30"	18	40.01
E	HED26-1616-3HR	Carpet End	16 x 16"	11	27.22

MOVING EQUIPMENT



Lever Dollies

- Feature oak hardwood handles with steel nose irons and load capacities to 5000 lbs.
- These husky Lever Dollies easily get under extremely heavy loads with the reversed beveled nose iron bolted to the handle for greater strength.

Oak dollies have a 6"W. x 3"D. nose iron or a 5"W. x 3"D. nose iron. Handles feature smooth, rounded edge. FOB Shipping Point.


Product No.	Handle Length	6" WIDE OAK HARDWOOD HANDLES		Wt. (lbs.)	Price Ea.
		Cap. (lbs.)	Wheel Description		
HC60-IW	60"	3500	Semi-Steel W/Plain Bore	30	\$157.80
HC60-RT	60"	3500	Rubber Mold-on Cast Iron	28	161.44
HC60-HRI	60"	1000	Solid Hard Rubber w/ Delrin Bearings	27	160.74
HC72-IW	72"	4250	Semi-Steel W/Plain Bore	33	164.78
HC72-RT	72"	4250	Rubber Mold-on Cast Iron	31	168.39
HC72-HRI	72"	1000	Solid Hard Rubber w/ Delrin Bearings	30	167.69
HC84-IW	84"	5000	Semi-Steel W/Plain Bore	35	175.69
HC84-RT	84"	5000	Rubber Mold-on Cast Iron	33	179.27
HC84-HRI	84"	1000	Solid Hard Rubber w/ Delrin Bearings	32	178.56
5" WIDE OAK HARDWOOD HANDLES					
HE60-IW	60"	3500	Semi-Steel W/Plain Bore	29	\$136.17
HE60-PO	60"	3500	Polyurethane Mold-on Cast Iron	28	149.71
HE60-RT	60"	3500	Rubber Mold-on Cast Iron	27	139.84
HE72-IW	72"	4250	Semi-Steel W/Plain Bore	31	141.36
HE72-PO	72"	4250	Polyurethane Mold-on Cast Iron	30	154.87
HE72-RT	72"	4250	Rubber Mold-on Cast Iron	29	145.00
HE84-IW	84"	5000	Semi-Steel W/Plain Bore	33	161.54
HE84-PO	84"	5000	Polyurethane Mold-on Cast Iron	32	173.54
HE84-RT	84"	5000	Rubber Mold-on Cast Iron	31	163.66




Steel Hand Trucks

- Features robotic welding for greater strength and consistency.

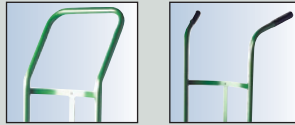
Includes large 8" x 14" nose plate with Super Slik™ raised runners to help slide load on and off with minimal effort. D-Lock axle flattened on one side so it cannot rotate and cause wear. Back lip on nose plate adds strength while holding small loads in place. Curved crossbars hold load in place. Extra long stair climbers provide added frame strength and ease loads over stairs and curbs. Rugged ball bearing wheels for longer wear. Hand trucks with semi-pneumatic wheels are available for the same price -- please specify. Green epoxy powder coated for a longer lasting finish. FOB Shipping Point.



SUPER SLIK™ RAISED RUNNERS



HC116-10FPN



HC118-10FPN

HA1448-10FPN



Steel Convertible Trucks

- Quickly converts from a 2 wheeler to a 4 wheeler in a snap.
- Unique snap-button handle system makes conversions easy and efficient.

Tough 1 1/4" steel tubing frame gives enduring strength and durability. Super Slik™ raised runners on the toe plate help slide the load on and off with minimal effort. Green epoxy powder coated finish resists rust. FOB Shipping Point.

H1630IDPW Insta-Deck Kit... Optional 16 x 30" Oak Deck with rounded corners. Easily snaps on and off. Wt. 8 (lbs.) Price Ea. \$31.43

STEEL HANDTRUCKS

Product No.	Description	Cap. (lbs.)	Hgt.	Wheel	Wt. (lbs.)	Price Ea.
HA-1448-10FPN	Dual Grip Handle	600	47"	10" full pneumatic	30	\$113.40
HC114-10FPN	Loop Handle	600	50"	10" full pneumatic	33	115.24
HC118-10FPN	Continuous Handle	600	52"	10" full pneumatic	32	115.03
HC115-10FPN	Single Grip Handle	600	47"	10" full pneumatic	31	113.84
HC116-10FPN	High Back Handle	600	53"	10" full pneumatic	32	113.51

STEEL CONVERTIBLE HANDTRUCKS

Product No.	Cap. (lbs.)	Hgt.	Wheel	Wt. (lbs.)	Price Ea.
HCVN-1500-10PN	800	52"	10" semi-pneu.	48	\$203.03
HCVN-1500-10FPN	800	52"	10" full-pneu.	46	204.93
HMC51436-8PN	600	46"	8" semi-pneu.	26	136.12

Folding Table Truck

- For easy moving and storing of both rectangular or round folding tables.
- All-welded steel construction for dependable use.

Designed for safe, efficient handling of round or rectangular tables. Tubular frame design has cross bracing and channel caster mounts. Folding tables are protected from scratching with solid, high density polymer bolt-on protector strips. Handles made of 1 1/2" dia. round tubing. Round folding table truck will edge stack 6-8 tables, 48" to 72" in dia. Rectangular folding table truck will flat stack 10-12 tables, 48" to 84" in length. Easy maneuverability in congested areas with non-marking 5" wheels, 2 rigid, 2 swivel. Green epoxy powder coated finish for durability. Shipped KD. FOB Shipping Point.

ROUND TABLE TRUCK

Product No.	Truck Size	Table Cap.	Table Size	Overall Height	Deck Height	Wt. (lbs.)	Price Ea.
HRDT-3054-5PBB	30 x 54"	6 to 8	48" to 72" Round	40"	7"	55	\$313.25

RECTANGULAR TABLE TRUCK

HRTT-3072-6PBB	30 x 72"	10 to 12	48" to 84" Long	42"	7"	55	283.99
----------------	----------	----------	-----------------	-----	----	----	--------



Panel Mover

- Safely handles partitions, doors, folding tables, windows, sheet material, etc.
- Perfect for the office, plant or warehouse.

Features 3 removable tubular handles that are 1 1/2" dia. x 26"H. with protective nylon sleeve webbing. The 3 cross rails are carpet padded to protect load and prevent load shifting. All welded construction has an epoxy powder coated finish for durability. Your choice of wheels. Shipped KD. FOB Shipping Point.



Product No.	Deck Size	Cap. (lbs.)	Wheel Description	Overall Height*	Deck Height	Wheel Size	Wt. (lbs.)**	Price Ea.
HPM-2838-5RT	28 x 38"	1400	Rubber Mold-On	35 1/2"	9"	5 x 2"	83	\$337.56
HPM-2838-5PO	28 x 38"	2000	Polyurethane/Cast Iron	35 1/2"	9"	5 x 2"	85.4	351.72
HPM-2838-5PDR	28 x 38"	2000	Polyolefin/Roller	35 1/2"	9"	5 x 2"	75.8	324.53
HPM-2838-6RT	28 x 38"	1600	Rubber Mold-On	36 1/2"	9 1/2"	6 x 2"	86.4	346.43
HPM-2838-6PO	28 x 38"	2000	Polyurethane/Cast Iron	36 1/2"	9 1/2"	6 x 2"	90.8	362.25
HPM-2838-6PDR	28 x 38"	2000	Polyolefin/Roller	36 1/2"	9 1/2"	6 x 2"	76.8	330.23

PLATFORM TRUCKS



Heavy Duty Platform Truck

- Heavy 12 ga. reinforced steel deck for load capacities to 3600 lbs.
- Available with Floor Lock or Wheel Brakes.

This industrial grade welded steel platform truck stands up to years of work around the office, shop, warehouse or plant. Removable pipe handle with 2 cross braces. Smooth rolling mold-on rubber or non-marking polyurethane tread wheels. Also available with Floor Lock or Wheel Brakes to help prevent unwanted movement. FOB Shipping Point.



High Deck "Air Cushioned" Truck

- Raised deck minimizes back strain.
- Rolls smoothly, evenly thanks to large tires.
- Handles loads up to 2500 lbs.

Rolls easily over rough floors and obstructions, even when fully loaded. Heavy-duty, all-welded steel construction is designed for years of work. FOB Shipping Point.

Product No.	HIGH DECK "AIR CUSHIONED" TRUCK				Wt. (lbs.)	Price Ea.
	Cap. (lbs.)	Platform Size W x L x H	Wheel Dia. Swivel	Rigid		
HBB-2448-B	2500	24 x 48 x 21"	12"	16"	160	\$565.97
HBB-3060-B	2500	30 x 60 x 21"	12"	16"	200	605.37
HBB-3660-B	2500	36 x 60 x 21"	12"	16"	210	626.87
HBB-3672-B	2500	36 x 72 x 21"	12"	16"	230	653.73

Cushion Load Platform Truck

- Available with pneumatic tires or with puncture-proof cushion rubber wheels.
- Rugged all-welded steel construction.

Choose 4-ply pneumatic tires to provide maximum cushion, absorbing shock and to reduce vibration -- ideal for moving loads over rough or uneven surfaces. Or select large 10" x 2.75" puncture-proof cushion rubber tires that are well-suited for use over irregular surfaces yet are easier to move under heavier loads than pneumatic tires. Removable crossbar handle. Rolls on 2 swivel, 2 rigid casters. FOB Shipping Point.



Product No.	HEAVY DUTY PLATFORM TRUCK				Price Ea.
	Deck Size	Cap. (lbs.)	Wt. (lbs.)		
6" x 2" MOLD-ON RUBBER WHEELS					
HNBB-2436-6MR	24 x 36"	2000	84		\$241.79
HNBB-2448-6MR	24 x 48"	2000	95		256.12
HNBB-3048-6MR	30 x 48"	2000	115		279.40
HNBB-3060-6MR	30 x 60"	2000	127		311.64
HNBB-3672-6MR	36 x 72"	2000	157		365.37
8" x 2" MOLD-ON RUBBER WHEELS					
HNBB-2436-8MR	24 x 36"	2400	88		259.70
HNBB-2448-8MR	24 x 48"	2400	99		274.03
HNBB-3048-8MR	30 x 48"	2400	119		297.31
HNBB-3060-8MR	30 x 60"	2400	131		329.55
HNBB-3672-8MR	36 x 72"	2400	161		383.28
8" x 2" MOLD-ON RUBBER WHEELS WITH FLOOR LOCK					
HNBB-2436-8MR-FL	24 x 36"	2400	95		302.69
HNBB-2448-8MR-FL	24 x 48"	2400	106		317.01
HNBB-3048-8MR-FL	30 x 48"	2400	116		340.30
HNBB-3060-8MR-FL	30 x 60"	2400	138		372.54
HNBB-3660-8MR-FL	36 x 60"	2400	152		399.40
HNBB-3672-8MR-FL	36 x 72"	2400	168		426.27
8" x 2" POLYURETHANE NON-MARKING TREAD W/WHEEL BRAKES					
HNBB-2436-8PYBK	24 x 36"	3600	79		284.78
HNBB-2448-8PYBK	24 x 48"	3600	90		299.10
HNBB-3048-8PYBK	30 x 48"	3600	110		322.39
HNBB-3060-8PYBK	30 x 60"	3600	125		352.84
HNBB-3672-8PYBK	36 x 72"	3600	152		404.78

Steel Deck Platform Truck

- 5 x 1 1/4" polyurethane casters.
- 1200 lb. capacity.

This solid, yet economical pallet truck is fully assembled and ready for use. These all welded steel pallet trucks are built for long, trouble-free service in medium duty applications. Removable cross-brace handle extends 28" high above the reinforced formed steel deck. Steel deck is available with flush edges or a 1/2" retaining lip. FOB Shipping Point.



CUSHION LOAD PLATFORM TRUCK				
Product No.	9" x 3" Pneumatic Tires		Wt. (lbs.)	Price Ea.
	Deck Size	Cap. (lbs.)		
HNBB-2436-9P	24 x 36"	1200	89	\$286.57
HNBB-2448-9P	24 x 48"	1200	100	295.52
HNBB-3048-9P	30 x 48"	1200	114	313.43
HNBB-3060-9P	30 x 60"	1200	127	361.79
HNBB-3672-9P	36 x 72"	1200	158	411.94
10" x 2 3/4" Puncture Proof Rubber Tires				
Product No.	Deck Size	Cap. (lbs.)	Wt. (lbs.)	Price Ea.
HNBB-2436-10SR	24 x 36"	1500	93	\$297.31
HNBB-2448-10SR	24 x 48"	1500	104	311.64
HNBB-3048-10SR	30 x 48"	1500	118	329.55
HNBB-3060-10SR	30 x 60"	1500	131	379.70
HNBB-3672-10SR	36 x 72"	1500	162	431.64

STEEL DECK PLATFORM TRUCK				
Deck Size W x L	FLUSH EDGE DECK		1 1/2" LIP EDGE DECK	
	Product No.	Product No.	Wt. (lbs.)	Price Ea.
18 x 32"	HT700-UPS*	HT700-LU-UPS*	39	\$170.15
24 x 36"	HT710-UPS*	HT710-LU-UPS*	48	184.48
24 x 48"	HT720-UPS*	HT720-LU-UPS*	56	193.43
24 x 60"	HT730-1H	HT730-LU	63	197.01

*Ships UPS.

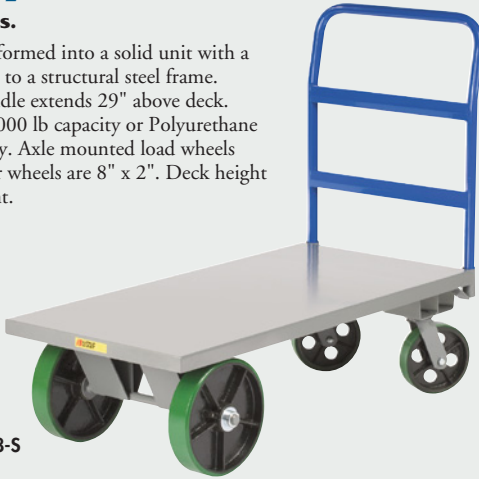
PLATFORM TRUCKS



Heavy-Duty Platform Trucks

- Capacities to 4000 lbs.

Strong, durable trucks are formed into a solid unit with a 12 gauge steel deck welded to a structural steel frame. Sturdy removable pipe handle extends 29" above deck. Rubber Tired wheels for 3000 lb capacity or Polyurethane wheels for 4000 lb. capacity. Axle mounted load wheels are 12" x 2 1/2". Swivel caster wheels are 8" x 2". Deck height is 14". FOB Shipping Point.



HDT-2448-S

HEAVY-DUTY PLATFORM TRUCK							
RUBBER WHEELS				POLYURETHANE WHEELS			
Deck Size W x L	Product No.	Cap. (lbs.)	Wt. (lbs.)	Product No.	Cap. (lbs.)	Wt. (lbs.)	Price Ea.
24 x 48"	HR-2448-S	3000	171	HDT-2448-S	4000	188	\$428.06
30 x 60"	HR-3060-S	3000	191	HDT-3060-S	4000	208	476.42
36 x 72"	HR-3672-S	3000	215	HDT-3672-S	4000	232	530.15
							\$496.12
							548.06
							601.79

High End Platform Truck

- Features non-marking polyurethane wheels.
- Rugged, durable 2000 lb. capacity.

Six-wheel design is fully maneuverable with 2-8" x 2" rigid center wheels with roller bearings and 4-5" corner mounted swivel casters with ball bearing wheels. All wheels are non-marking polyurethane tread for added maneuverability. 2 removable pipe handles extend 48" above the deck for taller loads -- which means fewer trips. FOB Shipping Point.



HHE-1648

HIGH END PLATFORM TRUCK			
Product No.	Size W x L x H	Wt. (lbs.)	Price Ea.
HHE-1648	16 x 48 x 58"	105	\$300.90
HHE-1660	16 x 60 x 58"	115	311.64
HHE-1672	16 x 72 x 58"	124	342.09
HHE-2448	24 x 48 x 58"	124	351.04
HHE-2460	24 x 60 x 58"	188	372.54

6-Wheel Platform Trucks

- 3600 lb. capacity.

Reinforced 12 gauge steel deck has center mounted rigid casters for a tighter turning radius. Polyurethane swivel casters under all 4 corners provide greater load support and stability. Removable pipe handle. FOB Shipping Point.



HNB6W-2448-6PY

6-WHEEL PLATFORM TRUCK			
Product No.	Deck Size W x L	Wt. (lbs.)	Price Ea.
HNB6W-2448-6PY	24 x 48"	114	\$318.81
HNB6W-2460-6PY	24 x 60"	124	336.72
HNB6W-3060-6PY	30 x 60"	149	368.96
HNB6W-3672-6PY	36 x 72"	182	410.15

Pipe Stake Truck

- Non-marking casters.

Removable 1 1/2" diameter pipe stakes extend 30" above the reinforced 12 gauge deck. Non-marking casters with 8" x 2" polyurethane wheels and wheel brakes. FOB Shipping Point.



HNBP-2448-8PUBK

PIPE STAKE TRUCK			
Product No.	Deck Size W x L	Wt. (lbs.)	Price Ea.
HNBP-2448-8PUBK	24 x 48"	90	\$338.51
HNBP-3048-8PUBK	30 x 48"	110	358.21
HNBP-3060-8PUBK	30 x 60"	125	385.07

Ergonomic Work-Height Platform Trucks

- 2000 lb. capacity.

Ergonomic Work-Height Platform Trucks have a comfortable deck height which reduces bending and back strain. Adjustable Work-Height Platform Truck deck is adjustable from 24" to 34" in 2-inch increments to customize your work height. Heavy 12 gauge steel deck won't splinter or warp. Pushbar handle extends 14" above the deck and is removable to create an unobstructed deck surface. 6" x 2" mold-on rubber casters, 2 swivel and 2 rigid. Available with Flush Edge or 1 1/2" Lip Edge. FOB Shipping Point.



HRNB-2448-6MR-AH

WORK-HEIGHT PLATFORM TRUCK - FIXED 26" H. DECK				
Flush Edge Product No.	1 1/2" Lip Edge Product No.	Deck Size W x L	Wt. (lbs.)	Price Ea.
HRNB-2448-6MR	HRNL-2448-6MR	24 x 48"	116	\$302.69
HRNB-3048-6MR	HRNL-3048-6MR	30 x 48"	131	322.39
HRNB-3060-6MR	HRNL-3060-6MR	30 x 60"	146	351.04
WORK-HEIGHT PLATFORM TRUCK - ADJUSTABLE 24-34" H. DECK				
HRNB-2448-6MR-AH	HRNL-2448-6MR-AH	24 x 48"	123	374.33
HRNB-3048-6MR-AH	HRNL-3048-6MR-AH	30 x 48"	138	394.03
HRNB-3060-6MR-AH	HRNL-3060-6MR-AH	30 x 60"	153	422.69

WAGONS & TRAILERS



Heavy Duty Wagon Trucks

- Fifth wheel steering provides greater maneuverability under heavier load conditions and over uneven surfaces.

Steering mechanism turns a full 360°, providing the shortest possible turning radius. Double grip T-Bar handle allows for 2-man operation. Pan style steel deck with 1/2" lip or flush deck. FOB Shipping Point

DECK LIP UP Product No.	DECK FLUSH Product No.	Cap. (lbs.)	Deck Size W x L	Wt. (lbs.)	Price Ea.
PNEUMATIC 12" x 3 1/2" WHEELS					
HCH-2448-12P	HCH-2448-12P-FSD	2000	24 x 48"	123	\$411.94
HCH-3048-12P	HCH-3048-12P-FSD	2000	30 x 48"	140	433.43
HCH-3060-12P	HCH-3060-12P-FSD	2000	30 x 60"	155	454.93
PNEUMATIC 16" x 4" WHEELS					
HCH-3048-16P	HCH-3048-16P-FSD	3000	30 x 48"	149	\$469.25
HCH-3060-16P	HCH-3060-16P-FSD	3000	30 x 60"	165	490.75
HCH-3672-16P	HCH-3672-16P-FSD	3000	36 x 72"	198	542.69
MOLD-ON RUBBER 12" x 2 1/2" WHEELS					
HCH-2448-12MR	HCH-2448-12MR-FSD	3500	24 x 48"	185	\$456.72
HCH-3048-12MR	HCH-3048-12MR-FSD	3500	30 x 48"	201	478.21
HCH-3060-12MR	HCH-3060-12MR-FSD	3500	30 x 60"	216	499.70
HCH-3672-12MR	HCH-3672-12MR-FSD	3500	36 x 72"	251	551.64



Flush Metal Deck

8-Wheeler Wagon Truck

- 3000 lbs. capacity.

8 wheels distribute the load over greater surface area. 16" x 4" pneumatic wheels are 4 ply with roller bearings and 1" axles. 12 gauge steel deck is available with flush edges or a 1/2" retaining lip. Ring Drawbar/T-handle with 2 1/2" I.D. ring allows for intermittent low speed towing. FOB Shipping Point.

Deck Size W x L	8-WHEELER WAGON TRUCK		Wt. (lbs.)	Price Ea.
	1 1/2" LIP EDGE DECK Product No.	FLUSH EDGE DECK Product No.		
30 x 48"	HCD-3048-16P-CR	HCD-3048-16PFD-CR	155	\$693.13
30 x 60"	HCD-3060-16P-CR	HCD-3060-16PFD-CR	170	714.63
36 x 60"	HCD-3660-16P-CR	HCD-3660-16PFD-CR	187	745.07
36 x 72"	HCD-3672-16P-CR	HCD-3672-16PFD-CR	202	766.57

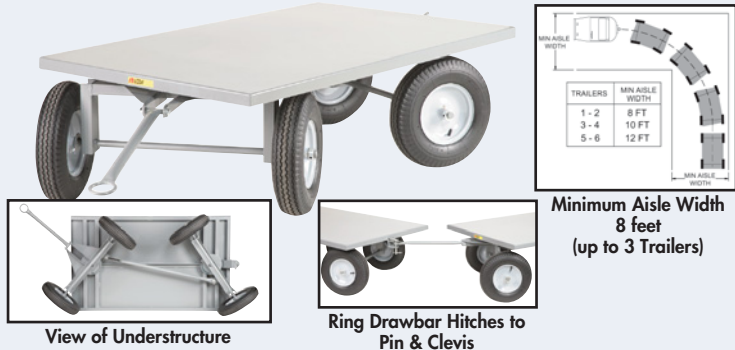


HCD-3060-16PFD-CR

Tracking Trailer

- 2000 lbs. capacity.
- 12 gauge steel deck with boxed edges has reinforced understructure.

The pivoting axles of these trailers are connected by a tie rod which turns the front and rear wheels in opposite directions. This design provides agile maneuvering of individual or multiple trailers in narrow aisles and around tight corners. A rear hitch on the four wheel steering trailer allows multiple trailers to track in the path of the lead trailer. 16" pneumatic wheels with 1" roller bearings. 2 1/2" I.D. ring drawbar with pin and clevis rear hitch. Not intended for speeds above 5 mph. FOB Shipping Point.



Minimum Aisle Width 8 feet (up to 3 Trailers)



View of Understructure



Ring Drawbar Hitches to Pin & Clevis

Product No.	Overall Size W x L x H	Wt. (lbs.)	Price Ea.
HCT-3660-16P	36 x 60 x 19"	251	759.40

Caster Steer Trailers

- 2000 lbs. capacity.

Versatile units can be used individually as platform trucks, then quickly converted into a train of trailers using pin & clevis coupler at rear. Ring Drawbar with 2 1/2" I.D. stays in upright position for use as a platform truck. Pipe rack/pushbar handle extends 29" above a 12 gauge steel deck. Heavy service 8" mold-on rubber casters, 2 swivel, 2 rigid. FOB Shipping Point.



HCS-3060-8MRHD

Pin & Clevis Rear Coupler

Product No.	Deck Size W x L	Wt. (lbs.)	Price Ea.
HCS-3060-8MRHD	30 x 60"	160	\$551.64
HCS-3072-8MRHD	30 x 72"	175	574.93
HCS-3660-8MRHD	36 x 60"	178	582.09
HCS-3672-8MRHD	36 x 72"	195	608.96

Steel Deck Wagons

- Perfect for lightweight transportation around the warehouse, plant or office.
- Durable 12 gauge steel, available as solid steel deck or perforated steel deck.

Choice of puncture proof rubber wheels, or pneumatic wheels. Pull handle has vinyl hand grip. Wagons have 1/2" retaining lip around the edges that help confine the load. Solid steel deck offers maximum durability. Perforated steel deck allows dirt and moisture to pass through. Deck size is 24"W. x 36"L. Durable powder coat Red finish. Ships fully assembled via small package carrier. FOB Shipping Point.

Product No.	Cap. (lbs.)	STEEL DECK WAGONS		Wt. (lbs.)	Price Ea.
		Wheel Size	Wheel Description		
SOLID STEEL DECK					
HLW-2436-10	1000	10 x 2 3/4"	Solid rubber	76	\$209.55
HLW-2436-10P	1000	10 x 3 1/2"	Pneumatic	67	248.96
PERFORATED STEEL DECK					
HLWP-2436-10	1000	10 x 2 1/2"	Solid rubber	73	209.55
HLWP-2436-10P	1000	10 x 3 1/2"	Pneumatic	63	248.96



HLW-2436-10P

Perforated Steel Deck

PANEL & PLATFORM TRUCKS



Adjustable Sheet & Panel Truck

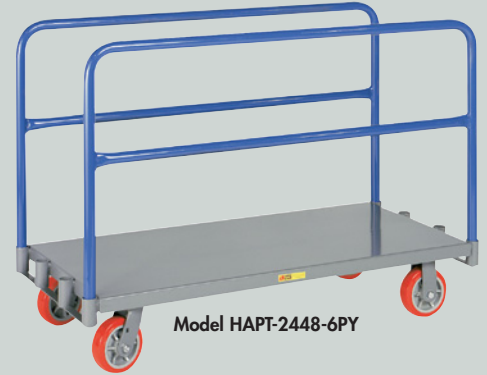
- Versatile truck can be configured for multiple applications to transport all tools and materials to the job site in one trip.

Ideal for large or small quantities of sheet material. Also can be used as a standard platform truck. Includes 2 heavy duty uprights that extend 27" above the deck and can be placed in 4 positions. Great for rolled goods, office partition panel, folding tables, etc. Rolls on 2 rigid, 2 swivel casters – choice of wheels. FOB Shipping Point.

ADJUSTABLE SHEET & PANEL TRUCK				
Product No.	Deck Size W x L	Cap. (lbs.)	Wt. (lbs.)	Price Ea.
6" x 2" NON-MARKING POLYURETHANE WHEELS				
HAPT-2436-6PY	24 x 36"	3600	99	\$334.93
HAPT-2448-6PY	24 x 48"	3600	117	356.42
HAPT-2460-6PY	24 x 60"	3600	134	383.28
HAPT-3048-6PY	30 x 48"	3600	132	376.12
HAPT-3060-6PY	30 x 60"	3600	150	402.99
6" x 2" MOLD-ON RUBBER WHEELS				
HAPT-2436-6MR	24 x 36"	2000	99	317.01
HAPT-2448-6MR	24 x 48"	2000	117	338.51
HAPT-2460-6MR	24 x 60"	2000	134	365.37
HAPT-3048-6MR	30 x 48"	2000	132	358.21
HAPT-3060-6MR	30 x 60"	2000	150	385.07



Truck shown with optional pushbar handle.



Model HAPT-2448-6PY

ADDITIONAL UPRIGHTS & PUSHBAR HANDLES				
Product No.	Description	For Deck Size	Wt. (lbs.)	Price Ea.
H004-0011	Upright divider 36"L.	For 36"L. decks	15	\$42.99
H004-0024	Upright divider 48"L.	For 48"L. decks	18	48.36
H004-0023	Upright divider 60"L.	For 60"L. decks	21	55.52
H003-0129	Push handle 24"W.		10	28.66
H003-0131	Push handle 30"W.		11	28.66

Sheet and Panel Truck

- "A" frame design is perfect for carrying plywood, drywall or panels.
- Heavy-duty 12 ga. steel base features a 1" retaining lip on each side.

Frame extends 48" above deck with uprights 12" apart at the base. Easy rolling on 4 - 6" swivel phenolic casters -- 2000 lb. cap. FOB Shipping Point.

"A" FRAME SHEET & PANEL TRUCK				
Product No.	Deck Size	Wt. (lbs.)	Price Ea.	
HAF2436	24 x 36"	108	\$279.40	
HAF2448	24 x 48"	122	300.90	
HAF2460	24 x 60"	137	331.34	
HAF3048	30 x 48"	134	327.76	
HAF3060	30 x 60"	150	354.63	
HAF3672	36 x 72"	184	408.36	



Model HAF2448

Drywall Cart

- Designed for easy, safe, one-man transport of drywall.
- 12 ga. 14" x 44" steel deck is sloped to retain the load.

Features a smooth rounded notched deck frame for easy maneuverability through doors. Rolls on 4-8" x 2" swivel polyurethane casters. Available in all-welded or KD models. Overall measures 24"W. x 44"L. x 51"H. FOB Shipping Point.



Model HDC-2444-8PY

Product No.	Type	Cap. (lbs.)	Wt. (lbs.)	Price Ea.
HDC-2444-8PY	All-welded	2400	98	\$304.48
HDC-2444-8PY-KD	Knock-down	2400	89	304.48

Portable Bar & Pipe Truck

- Rugged, all-welded construction features 3 load levels.

Safely store and transport pipes, bars and other long, awkward items. Structural channel uprights with 1/2" square tube arms have 4 1/2"H. stops on ends for load retention. 12 ga. steel lower deck stores and transports smaller parts, packages and more. Handles 3600 lbs. overall, 2000 lbs. per level evenly distributed. Rolls on 4 swivel casters for maneuverability with 8" x 2" phenolic wheels for ease of movement – wheel brakes on all casters prevent unwanted movement. Horizontal storage space, each side – top is 7 1/2", middle is 11" and bottom is 15". 11" platform height. 58" overall height. FOB Shipping Point.



PORTABLE BAR & PIPE TRUCK				
Product No.	Deck Size W x L	Overall Length	Wt. (lbs.)	Price Ea.
HBRT-3648-8PHBK	36 x 48"	51"	195	\$560.60
HBRT-3660-8PHBK	36 x 60"	63"	215	582.09
HBRT-3672-8PHBK	36 x 72"	75"	236	626.87

Ergonomic Bar Cradle Truck

- Ergonomic 20"H. bed height means less bending for easier loading and unloading.

Keeps material closer to most machine heights. Highly maneuverable – 4 swivel casters with 6" hard tread phenolic wheels allow movement in any direction, even sideways. Easy to push. Ideal in tight work areas with long loads and when moving around corners. Takes up less floor space than conventional cradle trucks. 3000 lbs. capacity for both transport or storage. Combine multiple units for greater capacity and to support longer loads. Use 2 units for longer or more flexible loads and greater capacity – 6000 lbs. total for pair. Loads on single units must be centered. Compact size – stores easily when not in use. FOB Shipping Point.



ERGONOMIC BAR CRADLE TRUCK					
Product No.	Cap. (lbs.)	Overall Size W x D x H	Cradle Size W x H	Wt. (lbs.)	Price Ea.
HERBST-2424-6PH	3000	24 x 24 x 34"	21 x 14"	75	\$317.01

SERVICE TRUCKS

Steel Platform Trucks

- Move heavy loads from workstation to workstation.
- Superior construction features for 3600 lb. capacity.

Rugged smooth deck Steel Platform Truck is ideal for all types of industrial and commercial work. Features a "V" style pipe handle which helps prevent boxes, packages and inventory from falling off the back. Glass filled nylon casters. FOB Shipping Point.

Product No.	Size W x L	Cap. (lbs.)	Platform Height	Caster	Wt. (lbs.)	Price Ea.
HSPT-2448	24 x 48"	3600	12 1/4"	8 x 2" GFN	153	\$437.00
HSPT-3060	30 x 60"	3600	12 1/4"	8 x 2" GFN	199	482.00
HSPT-3672	36 x 72"	3600	12 1/4"	8 x 2" GFN	232	381.00

Poly-on-steel, pneumatic and mold-on rubber casters available -- contact dealer.



Aluminum Treadplate Truck

- Lightweight, yet strong enough to handle up to 3600 lbs.
- Wrap-around deck of 1/8" thick treadplate serves as the truck bed and frame.

Rolls on rugged 5" x 2" Poly-on-Steel wheels. Contact factory for additional sizes, capacities and caster options. FOB Shipping Point.

Product No.	Cap. (lbs.)	Size W x L	Wt. (lbs.)	Price Ea.
HATP-C-2436	3600	24 x 36"	89	\$354.00
HATP-C-2448	3600	24 x 48"	44	366.00
HATP-C-2460	3600	24 x 60"	53	374.00
HATP-C-3048	3600	30 x 48"	83	413.00
HATP-C-3060	3600	30 x 60"	94	469.00
HATP-C-3672	3600	36 x 72"	105	570.00



Double Decker



Triple Decker

Aluminum Platform Truck

- Extruded deck sections are engineered for high load capacity, durability and shock resistance.

Up and down jolts are smoothed to protect loads and floors...prevents caster damage. Smooth rolling on 5" x 2" Poly-on-Steel casters (2 swivel, 2 rigid). Contact factory for additional sizes, capacities and caster options. FOB Shipping Point.



10 1/2" platform height

Product No.	Cap. (lbs.)	Size W x L	Wt. (lbs.)	Price Ea.
HSDD-2448	3600	24 x 48"	38	\$371.00
HSDD-3048	3600	30 x 48"	41	407.00
HSDD-3060	3600	30 x 60"	139	443.00
HSDD-3672	3600	36 x 72"	162	547.00

Hardwood Platform Truck

- Smooth and easy rolling of 1600 lb. loads around the plant or warehouse.
- 3/8" hardwood decking construction for sure support.

Complete with single handle. Handle sockets are bolted on. Trucks are

pre-drilled for extra handles and handle sockets. Rolls on long wearing 6" x 2" mold-on rubber wheels (2 swivel, 2 rigid). Contact factory for additional capacity options. FOB Shipping Point.

Product No.	Cap. (lbs.)	Size W x L	Wt. (lbs.)	Price Ea.
STANDARD WOOD PLATFORM TRUCK				
HVHPT-2448	1600	24 x 48"	47	\$195.00
HVHPT-2754	1600	27 x 54"	62	202.00
HVHPT-3060	1600	30 x 60"	75	219.00
HVHPT-3672	1600	36 x 72"	168	254.00
TRUCK WITH STEEL FRAME				
HVHPT/S-2448*	1600	24 x 48"	159	308.00
HVHPT/S-2754*	1600	27 x 54"	175	314.00
HVHPT/S-3060*	1600	30 x 60"	198	323.00
HVHPT/S-3672*	1600	36 x 72"	228	340.00

*Not shown.



Aluminum Folding Handle Platform Trucks

For safe transportation of stacks of paper, small parts and other lightweight equipment. Ideal for maintenance rooms, offices, schools, hospitals, etc. Plastic corner protectors enhance durability and protect surroundings. Rugged aluminum construction with single or dual folding handle design. FOB Shipping Point.



HAFT-60-NM

HAFT-48-NM

Product No.	Handle Type	Deck Size W x L x H	Cap. (lbs.)	Caster Size	Wt. (lbs.)	Price Ea.
HAFT-30-NM	Single	18 1/2 x 30 x 7 3/4"	400	5"	21	\$102.00
HAFT-36-NM	Single	24 x 36 x 8 3/4"	600	6"	36	176.00
HAFT-48-NM	Single	24 x 48 x 8 3/4"	600	6"	38	206.00
HAFT-60-NM	Dual	30 x 60 x 8 3/4"	800	6"	57	415.00

Double & Triple Decker Hardwood Platform Trucks

- Designed for lightweight handling in the plant or office.

Engineered and built to handle heavy loads. Optimize with more shelf space. Available in 2 or 3 shelf models. Features reinforced push-handle. Rolls on 6" x 2" mold-on rubber casters. FOB Shipping Point.

TWO SHELF CART						
Product No.	Size W x L	Overall Platform Hgt.	Cap. (lbs.)	Wt. (lbs.)	Price Ea.	
HVHPT/D-2448	24 x 48"	22"	1600	186	\$349.00	
HVHPT/D-2754	27 x 54"	22"	1600	195	369.00	
HVHPT/D-3060	30 x 60"	22"	1600	207	401.00	
HVHPT/D-3672	36 x 72"	22"	1600	277	460.00	
THREE SHELF CART						
HVHPT/TD-2448	24 x 48"	42 1/4"	1600	226	483.00	
HVHPT/TD-2754	27 x 54"	42 1/4"	1600	270	505.00	
HVHPT/TD-3060	30 x 60"	42 1/4"	1600	313	569.00	
HVHPT/TD-3672	36 x 72"	42 1/4"	1600	363	651.00	

PLATFORM TRUCKS



Aluminum Platform Trucks

- Heavy-duty, extra strong and corrosion resistant.
- Diamond pattern deck.

Features clean attractive appearance and are constructed for heavy duty applications. Includes rubber bumpers front and back corners. Frame is constructed with high strength extruded aluminum channel with a diamond pattern aluminum deck. Removable handles can be placed on both or either end of the platform truck. Handle included. Rolls on 2 swivel, 2 rigid casters with roller bearing for long wearing use. FOB Shipping Point.

ALUMINUM PLATFORM TRUCKS					
Product No.	Cap. (lbs.)	Deck Size	Wheel Type	Wt. (lbs.)	Price Ea.
HAL952448RT-411	1600	24 x 48"	Mold-On	51.4	\$444.45
HAL962448RT-411	2000	24 x 48"	Mold-On	55.2	448.71
HAL982448RT-411	2000	24 x 48"	Mold-On	65.8	464.29
HAL2102448FPN-411	1400	24 x 48"	Pneumatic	63.4	481.93
HAL953060RT-411	1600	30 x 60"	Mold-On	59.4	532.62
HAL963060RT-411	2000	30 x 60"	Mold-On	63.2	536.88
HAL983060RT-411	2000	30 x 60"	Mold-On	73.8	552.46
HAL2103060FPN-411	1400	30 x 60"	Pneumatic	71.4	570.09

- Heavy-duty construction
- Rubber bumpers



All Steel Platform Trucks

- Platforms have rounded corners to prevent damage to door frames and other obstacles.

Steel deck is made of strong 14 ga. construction, reinforced with steel cross-battens for convenient handling of uniformly distributed loads up to 3500 lbs. Casters are bolted onto extra caster top plates welded underneath the deck. Handle included. Durable Epoxy Powder coated finish. FOB Shipping Point.



ALL STEEL PLATFORM TRUCKS					
Product No.	Cap. (lbs.)	Deck Size	Wheel Type	Wt. (lbs.)	Price Ea.
HSD-95-2448-RTE	1400	24 x 48"	Mold-On	90	\$273.30
HSD-96-2448-RTE	1600	24 x 48"	Mold-On	93	277.56
HSD-98-2448-RTE	2000	24 x 48"	Mold-On	99	289.23
HSD-28-2448-FPN	1200	24 x 48"	Pneumatic	93	291.67
HSD-210-2448-FPN	1400	24 x 48"	Pneumatic	97	306.87
HSD-212-2448-FPN	1800	24 x 48"	Pneumatic	114	321.60
HSD-95-3060-RTE	1400	30 x 60"	Mold-On	114	334.38
HSD-96-3060-RTE	1600	30 x 60"	Mold-On	117	338.64
HSD-98-3060-RTE	2000	30 x 60"	Mold-On	123	354.22
HSD-28-3060-FPN	1200	30 x 60"	Pneumatic	119	356.66
HSD-210-3060-FPN	1400	30 x 60"	Pneumatic	123	371.86
HSD-212-3060-FPN	1800	30 x 60"	Pneumatic	140	385.78

Steel-Bound Platform Trucks

- Rugged design and built to handle loads up to 2500 lbs.
- Features hardwood deck and lengthwise battens to add strength.

This all-steel frame platform truck is ideal for all types of industrial or commercial work. Deck can be easily replaced. Fixed pipe pockets are used for removable rack and pipe handles. Handle included. Durable epoxy coated green finish. FOB Shipping Point.



Product No.	Cap. (lbs.)	Size W x L	Deck Height	Wheel Type	Wheel Size	Wt. (lbs.)	Price Ea.
HELQ-2448-6RT-411	1600	24 x 48"	9 1/2"	Rubber mold-on	6 x 2"	87	\$291.53
HELQ-2448-6PDR-411	2500	24 x 48"	9 1/2"	Polyolefin	6 x 2"	79	275.33
HELQ-2448-8RT-411	2000	24 x 48"	11 1/2"	Rubber mold-on	8 x 2"	93	308.71
HELQ-2448-8FPN-411	1200	24 x 48"	11 1/2"	Full pneumatic	8 x 2 1/2"	89	288.47
HELQ-3060-6RT-411	1600	30 x 60"	9 1/2"	Rubber mold-on	6 x 2"	108	337.48
HELQ-3060-6PDR-411	2500	30 x 60"	9 1/2"	Polyolefin	6 x 2"	100	321.28
HELQ-3060-8RT-411	2000	30 x 60"	11 1/2"	Rubber mold-on	8 x 2"	114	354.68
HELQ-3060-8FPN-411	1200	30 x 60"	11 1/2"	Full pneumatic	8 x 2 1/2"	110	334.60
HELQ-3060-10FPN-411	1400	30 x 60"	14"	Full pneumatic	10 x 3 1/2"	117	349.80
HELQ-3672-6RT-411	1600	36 x 72"	9 1/2"	Rubber mold-on	6 x 2"	139	400.00
HELQ-3672-6PDR-411	2500	36 x 72"	9 1/2"	Polyolefin	6 x 2"	131	383.80
HELQ-3672-8RT-411	2000	36 x 72"	11 1/2"	Rubber mold-on	8 x 2"	145	417.20
HELQ-3672-8FPN-411	1200	36 x 72"	11 1/2"	Full pneumatic	8 x 2 1/2"	141	396.96
HELQ-3672-10FPN-411	1400	36 x 72"	14"	Full pneumatic	10 x 3 1/2"	148	412.16
HELQ-3672-12FPN-411	1800	36 x 72"	18"	Full pneumatic	12 x 3 1/2"	160	420.30

Oak and Hardwood Platform Trucks

- Features 2 sturdy, hardwood deck trucks with capacity up to 2,000 lbs for use in industry, hotels, warehouses and more.
- Includes varnished decks for a smooth platform surface.

Oak Deck Platform Trucks

Constructed of tongue-and-groove seasoned, 7/8" thick oak deck with cross battens for added rigidity so platform won't warp or separate. Rolls on rubber mold-on wheels, 2 swivel, 2 rigid. Handles included. FOB Shipping Point.

Hardwood Deck Platform Trucks

Sanded, sealed and varnished 1" thick kiln-dried hardwood decking with reinforcing cross battens. Rolls on rubber mold-on wheels, 2 swivel, 2 rigid. Handle included. FOB Shipping Point.



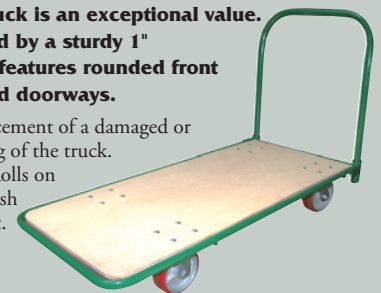
OAK DECK PLATFORM TRUCKS					
Product No.	Cap. (lbs.)	Deck Size	Wheel Type	Wt. (lbs.)	Price Ea.
HB25Q-2448-RT-407	1400	24 x 48"	Mold-On	66	\$230.53
HB25Q-2754-RT-407	1400	27 x 54"	Mold-On	72	250.77
HB28Q-3060-RT-407	2000	30 x 60"	Mold-On	91	297.26
HB28Q-3672-RT-407	2000	36 x 72"	Mold-On	139	359.13
HARDWOOD DECK PLATFORM TRUCKS					
Product No.	Cap. (lbs.)	Deck Size	Wheel Type	Wt. (lbs.)	Price Ea.
HE25Q-2448-RT-407	1400	24 x 48"	Mold-On	53	204.15
HE25Q-2754-RT-407	1400	27 x 54"	Mold-On	61	227.08
HE28Q-3060-RT-407	2000	30 x 60"	Mold-On	81	265.48
HE28Q-3672-RT-407	2000	36 x 72"	Mold-On	103	310.34

Tubular Steel Frame Hardwood Platform Truck

- Perfect for loads up to 2000 lbs., this truck is an exceptional value.
- Varnished hardwood deck is surrounded by a sturdy 1" continuous tubular steel frame...frame features rounded front corners to protect walls, containers and doorways.

Unitized welded steel frame allows for easy replacement of a damaged or soiled wood deck without a complete dismantling of the truck.

Includes a removable 1 1/2" tubular steel handle. Rolls on 2 swivel, 2 rigid casters. Durable green epoxy finish on frame. Handle included. FOB Shipping Point.



Product No.	Cap. (lbs.)	Platform W x L x H	Size Wheel	Wt. (lbs.)	Price Ea.
HV25-Q-2448-RT-411	1400	24 x 48 x 7"	5 x 2" mold-on rubber	37	\$231.48
HV25-Q-3060-RT-411	1400	30 x 60 x 7"	5 x 2" mold-on rubber	59	256.99
HV28-Q-3060-RT-411	2000	30 x 60 x 10"	8 x 2" mold-on rubber	66	283.34
HV28-Q-3672-RT-411	2000	36 x 72 x 10"	8 x 2" mold-on rubber	85	350.26
HV-035-Q-2448-PDR/411	1100	24 x 48 x 6 1/2"	5 x 1 1/4" polyolefin	41	200.08
HV-035-Q-3060-PDR/411	1100	30 x 60 x 6 1/2"	5 x 1 1/4" polyolefin	63	226.08
HV-210-3060-FPN-411	1400	30 x 60 x 12 1/2"	10 x 3 1/2" full-pneumatic	63	298.36
HV-210-3672-FPN-411	1400	36 x 72 x 12 1/2"	10 x 3 1/2" full-pneumatic	92	345.21
HV-212-3672-FPN-411	1800	36 x 72 x 16 1/2"	12 x 3 1/2" full-pneumatic	109	353.35

MOBILE DOLLIES



Hardwood Dollies

- Designed for rugged use and to transport loads up to 1200 lbs. easily and efficiently.
- Features tough hardwood deck construction.


Available in flush deck or solid deck models. Rolls on molded rubber swivel casters. FOB Shipping Point.



OPEN DECK HARDWOOD DOLLIES						
Product No.	Deck Size W x L	Deck Height	Uniform Static Cap. (lbs.)	Caster Size	Wt. (lbs.)	Price Ea.
HHDOF-1624-9	16 x 24"	5 1/2"	900	3 x 1 1/2"	18	\$54.00
HHDOF-2436-9	24 x 36"	5 1/2"	900	3 x 1 1/2"	24	58.00
HHDOF-1624-12	16 x 24"	6"	1200	4 x 1 1/2"	20	60.00
HHDOF-2436-12	24 x 36"	6"	1200	4 x 1 1/2"	26	62.00
SOLID DECK HARDWOOD DOLLIES						
HHDOS-1624-9	16 x 24"	5 1/2"	900	3 x 1 1/2"	17	55.00
HHDOS-2436-9	24 x 36"	5 1/2"	900	3 x 1 1/2"	30	62.00
HHDOS-1624-12	16 x 24"	6"	1200	4 x 1 1/2"	22	61.90
HHDOS-2436-12	24 x 36"	6"	1200	4 x 1 1/2"	32	67.00
VINYL COVERED HARDWOOD DOLLIES						
HFDOL-1624-9	16 x 24"	5 1/2"	900	3 x 1 1/2"	20	80.00
HFDOL-2436-9	24 x 36"	5 1/2"	900	3 x 1 1/2"	30	88.00
HFDOL-1624-12	16 x 24"	7"	1200	4 x 1 1/2"	23	90.00
HFDOL-2436-12	24 x 36"	7"	1200	4 x 1 1/2"	34	94.00
HFDOL-2448-12	24 x 48"	7"	1200	4 x 1 1/2"	41	97.00
CARPET HARDWOOD DOLLIES						
HHDOC-1624-9	16 x 24"	5 1/2"	900	3 x 1 1/2"	12	30.00
HHDOC-1830-9	18 x 30"	5 1/2"	900	3 x 1 1/2"	14	41.00

Aluminum Channel Dolly

- Sturdy aluminum dollies are constructed of aluminum channel and supports loads up to 2000 lbs.
- Lightweight design allows personnel to conveniently pick up and carry to destination.
- Extra mobility on four - 5 x 2" phenolic-steel casters. FOB Shipping Point.




Product No.	Capacity (lbs.)	Deck Height	Size W x L	Wt. (lbs.)	Price Ea.
HACP-2436-20	2000	10 1/2"	24 x 36"	32	\$294.00
HACP-2442-20	2000	10 1/2"	24 x 42"	35	304.00
HACP-4042-20	2000	10 1/2"	40 x 42"	44	342.00

Plastic Dollies

- Plastic construction is strong and light-weight.
- Each unit includes four swivel poly-on-poly casters.

One piece molded polyethylene dollies are lightweight and easy to clean. Will not rot, warp, dent or splinter. HPOS-1624 features a molded handle to be easily carried up and down stairs. FOB Shipping Point.



Product No.	Description	Platform Size W x L	Deck Height	Cap. (lbs.)	Caster Size	Wt. (lbs.)	Price Ea.
HPOS-1624	Plastic Dolly with handle	16 x 24"	4 1/2"	220	3 x 1"	9	\$42.00
HPOS-1830	Plastic Dolly without handle	18 x 30"	6"	500	4 x 1 1/2"	21	78.00
HPOS-2133	Plastic Dolly without handle	21 1/2 x 33 1/2"	6"	500	4 x 1 1/2"	25	98.00

The Aluminum Movemaster Pallet Dolly

- One man can move pallet loads up to 8,000 lbs.
- Super-tough aluminum construction ensures extra strong support of heavy loads.
- Frees up expensive equipment for other work.

FOB Shipping Point.



Size L x W	4,000 LB. CAPACITY 6 ROLLERS			6,000 LB. CAPACITY 8 ROLLERS			8,000 LB. CAPACITY 10 ROLLERS		
	Product No.	Wt. (lbs.)	Price Ea.	Product No.	Wt. (lbs.)	Price Ea.	Product No.	Wt. (lbs.)	Price Ea.
36 x 36"	HDOL-3636-6T	32	\$280.00	HDOL-3636-8T	38	\$345.00	HDOL-3636-10T	44	\$384.00
36 x 42"	HDOL-3642-6T	33	291.00	HDOL-3642-8T	39	350.00	HDOL-3642-10T	45	391.00
36 x 48"	HDOL-3648-6T	44	296.00	HDOL-3648-8T	40	362.00	HDOL-3648-10T	46	396.00
40 x 48"	HDOL-4048-6T	73	298.00	HDOL-4048-8T	79	366.00	HDOL-4048-10T	85	402.00
42 x 42"	HDOL-4242-6T	71	309.00	HDOL-4242-8T	77	371.00	HDOL-4242-10T	83	407.00
48 x 48"	HDOL-4848-6T	85	316.00	HDOL-4848-8T	91	378.00	HDOL-4848-10T	97	420.00

HDOL-HDL Optional Push Handle. \$68.00.



EASY to reach high shelves.

Time-Saving STOCKPICKER TRUCKS

- Easy to reach high shelves with the handy three-step ladder.
- Spring loaded StepLok ladder holds truck firmly in place when weight is applied.

A step and work-saving cart that's perfect for order picking and stocking. It's easy to reach high shelves with the handy three-step ladder. Grip-tread steps assure non-skid footing. Long-lasting aluminum or steel construction is designed for maximum support and service. Trays have 2" high lips turned up. Available in either two or three shelf models. Rolls on 4 x 2" mold-on rubber casters (2 swivel, 2 rigid). FOB Shipping Point.

ALUMINUM								
Size W x L	Product No.	2 Shelf Truck		Price Ea.	3 Shelf Truck		Price Ea.	
		Total Cap. (lbs.)	Wt. (lbs.)		Total Cap. (lbs.)	Wt. (lbs.)		
22 x 36"	HSPA2-2236	660	132	\$506.00	HSPA3-2236	1000	140	\$575.00
28 x 40"	HSPA2-2840	660	140	555.00	HSPA3-2840	1000	147	648.00
28 x 48"	HSPA2-2848	660	147	590.00	HSPA3-2848	1000	151	707.00
STEEL								
22 x 36"	HSPS2-2236	1000	146	436.00	HSPS3-2236	1000	200	492.00
28 x 40"	HSPS2-2840	1000	165	466.00	HSPS3-2840	1000	224	540.00
28 x 48"	HSPS2-2848	1000	225	511.00	HSPS3-2848	1000	219	569.00
STEEL CANTILEVER STOCKPICKER TRUCK								
Model No.	Bottom Shelf Size (WxL)	Shelf Clearance	Top Shelf Height	Top Shelf Capacity	Bottom Shelf Capacity	Wt. (lbs.)	Price	
HSPS2-2041-C	20 1/2 x 41"	28 1/2"	35"	110	440	89	\$300.00	

Contact factory for additional sizes and casters.

Ergo-Handle Cart

- Designed to keep your wrists and arms in a natural, fatigue minimizing position while moving a load.
- Solid steel construction can handle loads up to 4000 lbs.

Large 8 x 2" diameter casters facilitate easy moving. Powder coat Blue finish. Mold-on rubber & polyurethane casters available. Optional Floor Lock available. FOB Shipping Point.



Product No.	Cap. (lbs.)	Platform Size W x L	No. Shelves	Shelf Clearance	Top Shelf Hgt.	Casters	Wt. (lbs.)	Price Ea.
HDH-PH4-2436	4000	24 x 36"	2	22 1/2"	36 3/8"	8 x 2" Glass-Filled-Nylon	220	\$544.00
HDH-PH4-2448	4000	24 x 48"	2	22 1/2"	36 3/8"	8 x 2" Glass-Filled-Nylon	233	594.00
HDH-PH4-2460	4000	24 x 60"	2	22 1/2"	36 3/8"	8 x 2" Glass-Filled-Nylon	275	639.00
HDH-PH4-2472	4000	24 x 72"	2	22 1/2"	36 3/8"	8 x 2" Glass-Filled-Nylon	280	684.00
HDH-PH4-3448	4000	34 x 48"	2	22 1/2"	36 3/8"	8 x 2" Glass-Filled-Nylon	287	695.00
HDH-PH4-3460	4000	34 x 60"	2	22 1/2"	36 3/8"	8 x 2" Glass-Filled-Nylon	316	706.00
HDH-PH4-3472	4000	34 x 72"	2	22 1/2"	36 3/8"	8 x 2" Glass-Filled-Nylon	339	792.00
HDH-PH4-2436-3	4000	24 x 36"	3	10 1/2"	36 3/8"	8 x 2" Glass-Filled-Nylon	230	620.00
HDH-PH4-2448-3	4000	24 x 48"	3	10 1/2"	36 3/8"	8 x 2" Glass-Filled-Nylon	286	673.00
HDH-PH4-2448	4000	24 x 48"	2	22"	36 1/4"	8 x 2" polyurethane	216	620.00
HDH-PH4-3060	4000	30 x 60"	2	22"	36 1/4"	8 x 2" polyurethane	298	681.00
HDH-MR2-2436	2400	24 x 36"	2	22"	36 1/4"	8 x 2" mold-on rubber	225	498.00
HDH-MR2-2448	2400	24 x 48"	2	22"	36 1/4"	8 x 2" mold-on rubber	229	542.00
HDH-MR2-3060	2400	30 x 60"	2	22"	36 1/4"	8 x 2" mold-on rubber	295	598.00

HERGO-FL Floor Lock Price Ea. \$56.00

PLATFORM TRUCKS & WORK BENCHES

Heavy Duty PLATFORM TRUCK

- Combines rugged strength, affordability and freight savings.
- Sleeve welded inside frame eliminates weld cracks.

These durable trucks stand up to hard industrial work. Rolls on 2 swivel, 2 rigid casters -- choice of casters. Features handle sleeves in all 4 corners. Strong 16 ga. construction. Attractive baked enamel finish. FOB Shipping Point.
 Steel Deck...reinforced with 2-2" x 1" rectangular channels running along its length for added strength and rigidity.
 Hard Wood Deck...varnished hardwood 3/4" thick.

DURABLE trucks stand up to hard industrial work.



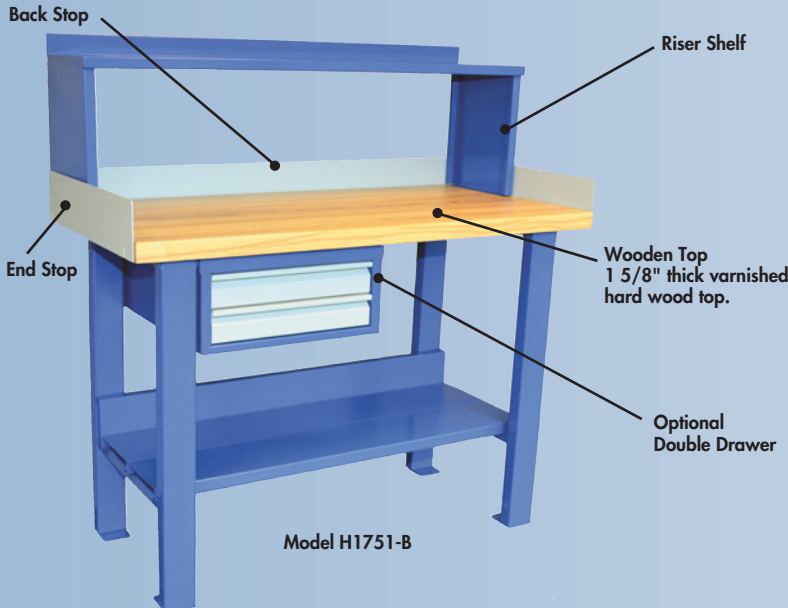
Size W x L	Caster Description	Cap. (lbs.)	HARDWOOD DECK			STEEL DECK		
			Product No.	Wt. (lbs.)	Price Ea.	Product No.	Wt. (lbs.)	Price Ea.
24 x 36"	5" resilex	1200	H1315-A5bl	60	\$276.12	H1310-A5bl	60	\$211.94
24 x 36"	6" rubber	1800	H1315-A6ca	80	294.03	H1310-A6ca	80	229.10
24 x 36"	8" rubber	1800	H1315-A8ca	90	323.88	H1310-A8ca	90	258.96
24 x 36"	6" phenolic	2000	H1315-A6ph	80	300.00	H1310-A6ph	80	235.82
24 x 36"	6" resilex	2000	H1315-A6re	80	378.36	H1310-A6re	80	314.18
24 x 36"	8" phenolic	2000	H1315-A8ph	90	328.36	H1310-A8ph	90	264.18
24 x 48"	5" resilex	1200	H1315-B5bl	70	314.18	H1310-B5bl	70	220.15
24 x 48"	6" rubber	1800	H1315-B6ca	90	329.85	H1310-B6ca	90	237.31
24 x 48"	8" rubber	1800	H1315-B8ca	100	359.70	H1310-B8ca	100	267.16
24 x 48"	6" phenolic	2000	H1315-B6ph	85	336.19	H1310-B6ph	85	243.28
24 x 48"	6" resilex	2000	H1315-B6re	90	414.93	H1310-B6re	90	345.52
24 x 48"	8" phenolic	2000	H1315-B8ph	100	364.18	H1310-B8ph	100	271.64
30 x 48"	5" resilex	1200	H1315-C5bl	80	345.52	H1310-C5bl	80	250.75
30 x 48"	6" rubber	1800	H1315-C6ca	100	362.69	H1310-C6ca	100	268.66
30 x 48"	8" rubber	1800	H1315-C8ca	110	392.54	H1310-C8ca	110	298.51
30 x 48"	6" phenolic	2000	H1315-C6ph	95	369.40	H1310-C6ph	95	275.00
30 x 48"	6" resilex	2000	H1315-C6re	100	447.76	H1310-C6re	100	353.73
30 x 48"	8" phenolic	2000	H1315-C8ph	110	397.39	H1310-C8ph	110	302.99
30 x 60"	5" resilex	1200	H1315-D5bl	95	392.54	H1310-D5bl	95	275.00
30 x 60"	6" rubber	1800	H1315-D6ca	125	410.45	H1310-D6ca	125	292.16
30 x 60"	8" rubber	1800	H1315-D8ca	135	439.93	H1310-D8ca	135	322.39
30 x 60"	6" phenolic	2000	H1315-D6ph	120	416.42	H1310-D6ph	120	298.51
30 x 60"	6" resilex	2000	H1315-D6re	125	494.78	H1310-D6re	125	377.24
30 x 60"	8" phenolic	2000	H1315-D8ph	135	444.78	H1310-D8ph	135	326.87

Industrial Work Benches

- Built tough for heavy duty performance.
- All welded construction and high quality finish.

Designed for everyday work use -- stands up to hard work. Available in 3 top surfaces -- Steel Top, Wooden Top or Steel/Wood top for extra duty use. Accessories available to customize benches for specific work needs. FOB Shipping Point.

Size W x L x H	STEEL TOP			WOOD TOP			STEEL/WOOD TOP		
	Product No.	Wt. (lbs.)	Price Ea.	Product No.	Wt. (lbs.)	Price Ea.	Product No.	Wt. (lbs.)	Price Ea.
24 x 48 x 34"	H1751-A	90	\$294.03	H1751-B	85	\$369.40	H1751-C	110	\$345.90
24 x 60 x 34"	H1751-D	105	322.01	H1751-E	100	416.42	H1751-F	125	338.06
30 x 60 x 34"	H1751-G	125	314.18	H1751-H	120	494.78	H1751-I	145	345.52
30 x 72 x 34"	H1751-J	145	331.34	H1751-K	140	558.21	H1751-L	165	392.76
36 x 60 x 34"	H1751-M	150	353.73	H1751-N	145	558.21	H1751-O	170	408.58
36 x 72 x 34"	H1751-P	155	377.24	H1751-Q	150	628.36	H1751-R	175	443.28



ACCESSORIES

Product No.	Description	Wt. (lbs.)	Price Ea.
H1756N-T1	Single drawer 6"H.	30	\$144.78
H1756-N-T4	Double drawer 3"H.	40	190.52
H1756-V15	Lock for drawer	5	41.79
H1757-A	Riser shelf 48 x 12 x 12"	25	109.70
H1757-B	Riser shelf 60 x 12 x 12"	30	117.91
H1757-C	Riser shelf 72 x 12 x 12"	35	125.75
H1759-BS1	Back stop 3 x 48"	4	19.03
H1759-BS2	Back stop 3 x 60"	6	23.88
H1759-BS3	Back stop 3 x 72"	8	26.87
H1759-ES1	End stop 24"	2	15.67
H1759-ES2	End stop 30"	3	19.03
H1759-ES3	End stop 36"	4	20.52
H2102	Caster set (2 swivel with brake and 2 rigid)	20	126.87
HTABLETTE-48	Shelf for workbench 24 x 48" (need 2 shelves)	18	41.42
HTABLETTE-60	Shelf for workbench 24 x 60" (need 2 shelves)	22	44.78
HTABLETTE-72	Shelf for workbench 24 x 72" (need 2 shelves)	16	52.24

Pedestals available upon request -- call for information.

MOBILE CABINETS

DURHAM MFG[®]
Est. 1922

Mobile Cabinets

- Heavy-duty all steel 14 ga. material is completely welded to create the sturdiest cabinet made.

Choose from two models to store, sort and organize. High capacity, heavy-duty mobile cabinets combine storage, security, mobility and a work surface. Ideal for factories, warehouses or offices. Doors swing effortlessly, thanks to full length piano hinges. Doors also feature three point locking handle and two keys. Drawers glide smoothly on four ball bearings. Drawers include cylinder lock and two keys. Casters are 6" x 2" phenolic bolt-on, two swivel and two are rigid. Capacity of 2,000 lbs., with drawers that hold up to 250 lbs. Gray powder coat finish. FOB Shipping Point.

Ltr. No.	Product No.	Description	Size W x D x H	Wt. (lbs.)	Price Ea.
A	H3400-95	2-fixed shelf cabinets	60 x 24 x 38"	254	\$474.70
B	H3100-95	2-fixed shelf cabinets	36 x 24 x 38"	193	\$24.82



Mobile Cart Workstations

These thoughtfully designed Work Stations bring whatever is needed to the work site. They move easily and smoothly on heavy-duty casters and offer well arranged space to store parts, tools and needed supplies.

- Sturdy tubular handles.
- Rubber top mat offers durable, non-skid work surface.
- Heavy-duty casters have 1,000 lbs. capacity, 2 rigid, 2 swivel, fixed with locking brakes.
- All welded components bolt together with provided fasteners for easy assembly.
- Prime cold rolled steel construction.
- Easily assembled with provided fasteners.



D
2-sides with 12 bins.
24 bins total.



E
2-sides with 40 bins.
80 bins total.

Ltr. No.	Product No.	Description	Size W x D x H	Wt. (lbs.)	Price Ea.
C	H662-95	2-sided mobile cart work station	34 x 24 x 34"	126	\$787.28
D	H663-95	2-sided mobile cart work station	34 x 24 x 30"	104	\$478.97
E	H664-95	2-sided mobile cart work station	34 x 24 x 30"	114	\$529.16

Model H662-95

Side A: 12-Bin Parts Bin (8" x 12" x 6 1/2")

with 6 Drawer Cabinet (5 1/2" x 11 1/4" x 2 1/2")

Side B: 4 Compartment Lockable Utility Cabinet (10" x 11 1/2" x 6 1/4")

with 6 Drawer Cabinet (5 1/2" x 11 1/4" x 2 1/2")



A) Single Door
1 shelf right,
4 drawers.



B) Double Doors
2 shelves left and right.

46" Wide Economy Mobile Cabinet

- Mobile work stations keep valuables under lock and key.

Use these rugged cabinets as maintenance or work stations on wheels. Built from heavy gauge steel for durability. Doors swing on full-piano hinge and single point locking handle. Ball bearing slide drawers (20"W x 19 1/2"D x 5 3/4"H) feature pull handle and keyed alike cylinder lock. 3"H backstop. Rolls on 5" polyurethane casters (2 rigid, 2 swivel). Gray powder coat finish. All welded and ready to go. FOB Shipping Point.

Ltr. No.	Product No.	Size W x D x H	Wt. (lbs.)	Price Ea.
A	H2221-95	46 x 21 x 34"	250	\$665.21
B	H2220-95	46 x 21 x 34"	195	\$460.70

36" Wide Econoline Mobile Cabinet

- Rugged heavy gauge steel, all welded and ready to work.

Smooth ball bearing slide drawers are complete with recessed pull handle and cylinder lock. These cabinets deliver top quality without a top price. Easy swing doors on full piano hinge and single point locking handles. Drawers measure 20"W x 19 1/2"D x 5"H. Rolls on 5" polyurethane casters (2 rigid, 2 swivel). Complete with push handle. HEMC models have 3"H. back stop. Supplied with keyed alike cylinder locks. Gray powder coat finish. FOB Shipping Point.

Ltr. No.	Product No.	Size W x D x H	Wt. (lbs.)	Price Ea.
A	H2210-95	36 x 21 x 34"	180	\$451.54
B	H2211-95	36 x 21 x 34"	250	\$670.91
C	H2211-DLP-RM-10B-95	36 x 21 x 34"	240	\$647.70



A) Double Doors
2 shelves.



B) Single Door -
1 shelf - 4 drawers.



C) Single Door with
4 Hook-On-Bins -
2 shelves - 4 drawers.

MOBILE & ACCESS CABINETS

DURHAM MFG®
Est. 1922

Mobile Cabinets with Drawers

- All welded, heavy-duty 16 ga. steel construction.
- Durable gray textured powder coat finish.

Unit features back and end stops on the work surface. Bolt-on 5" x 1 1/4" polyurethane casters, 2 swivel and 2 rigid with side brakes. Cabinet compartment comes equipped with one adjustable shelf and a keyed handle with 3 point locking system. Models with -TH in the part number include a work surface with 3/8" thick tempered hardboard. Drawers measure 20% W. x 14 1/8" D. x 5 7/8" H. Ships fully assembled and ready to use. FOB Shipping Point.



H2212A-TH-LU-95



H2211A-LU-95



H2213A-LU-95



H2212A-BLP-8B-LU-95



H2203-LU-95

Product No.	MOBILE CABINETS WITH DRAWERS			No. of Drawers	Wt. (lbs.)	Price Ea.
	Size W x D x H	Cap. (lbs.)	Cap. (lbs.)			
H2203-LU-95	18 1/4 x 29 1/2 x 38 1/2"	1200	1	142	\$254.39	
H2211A-LU-95	18 1/4 x 42 x 38 1/2"	1200	4	190	427.00	
H2211A-TH-LU-95	18 1/4 x 42 x 38 1/2"	1200	4	194	438.45	
H2212A-LU-95	18 1/4 x 42 x 38 1/2"	1200	1	231	326.67	
H2212A-TH-LU-95	18 1/4 x 42 x 38 1/2"	1200	1	235	338.10	
H2213A-LU-95	18 1/4 x 42 x 38 1/2"	1200	2	153	357.91	
H2212A-BLP-8B-LU-95	18 1/4 x 42 x 38 1/2"	1200	2	231	345.97	

14 ga. Access Control Cabinets

- Heavy-duty all welded 14 ga. steel construction.
 - Features digital and proximity reading locks - also padlockable.
- 3-point cast steel locking handle with 3/8" diameter rods and provision for a padlock (padlock not included). Available with shelves, Hook-On Bins® or a combination of shelves and Hook-On Bins®. Shelves bolt easily into place with the hardware that is provided. Full height recessed doors with 7 gauge leaf hinges to prevent sagging. Available with solid door, or window on the left door. Electronic lock has the ability to store audit trails. Traceability has helped some users reduce inventory consumption by 30%. 6"H base/legs, which provide access for forklifts, have predrilled holes allowing for lagging to the floor. (constructed of 3/8" steel). Durable textured gray powder coat finish. FOB Shipping Point.

Units feature electronic access controlled lock which allows for 250 users via personal identification numbers and or HID proximity cards. The lock operates with 6 AA batteries. The lock records 1500 access attempts (i.e. who entered, date and time). The Data from the lock can download to a computer which requires included software.



H3703CXC-4S-95



H3704CXC-4S-95



H3702CXC-4S-95

Mobile Workstations/Cabinets

- All welded, heavy-duty 16 ga. steel construction.
- Durable gray textured powder coat finish.

Unit features back and end stops on the work surface. Bolt-on 5" x 1 1/4" polyurethane casters, 2 swivel and 2 rigid with side brakes. Cabinet compartment comes equipped with one adjustable shelf and a keyed handle with 3 point locking system. Ships fully assembled and ready to use. FOB Shipping Point.



H2210A-PB-LU-95



H2210A-32B-LU-95



H2210A-LU-95

Product No.	MOBILE WORKSTATIONS/CABINETS		Wt. (lbs.)	Price Ea.
	Size W x D x H	Includes		
H2210A-LU-95	18 1/4 x 42 x 38 1/2"	-	153	\$278.94
H2210A-32B-LU-95	18 1/4 x 42 x 66 1/2"	Louvered Panel and 32 Hook-On Bins	179	354.79
H2210A-PB-LU-95	18 1/4 x 42 x 66 1/2"	Peg Board Panel	176	324.75

Product No.	14 GA. ACCESS CONTROL CABINETS				Wt. (lbs.)	Price Ea.
	Size W x D x H	Shelf Cap. (lbs.)	Door Style	No. of Shelves		
H3702CXC-4S-95	36 x 24 x 78"	1900	Clearview	4	487	\$3,622.09
H3703CXC-4S-95	48 x 24 x 78"	1200	Clearview	4	571	3,765.01
H3704CXC-4S-95	60 x 24 x 78"	1650	Clearview	4	699	4,011.54

STORAGE CARTS

DURHAM MFG®
Est. 1922

Econoline Cabinets

- Easy mobility with secure storage
- Built to handle loads up to 1200 lbs.

Roll parts, supplies and tools right to the job site. Made of heavy duty 16 ga. all welded construction. Doors have a full piano hinge and single point locking handle. All drawers are supplied with a pull handle, ball bearing slides and cylinder lock. Cylinders are keyed alike. Push handle aids in ease of mobility. ½"H. back and end stops. Drawers measure 20"W. x 19¾"D. x 5"H. Rolls on bolt on 5" x 1½" polyurethane casters, 2 rigid, 2 swivel. Durable Gray powder coat finish. Shipped fully assembled and ready to work. FOB Shipping Point.

Product No.	Description	Size W x D x H	Wt. (lbs.)	Price Ea.
H2200-95	Cabinet	23 x 20 x 34"	100	\$320.43
H2201-95	2 drawer/cabinet	23 x 20 x 34"	132	441.91
H2202-95	4 drawer	23 x 20 x 34"	172	443.90



H2200-95



H2201-95



H2202-95

Low Deck Stock Trucks

- Perfect for package and parts delivery.
- Available in 3 or 4 sided styles.

Holds 1200 lbs. of supplies. Built of 1½" angle iron frame, 14 ga. steel shelves and sides. Easy rolling on 5" x 1½" polyurethane bolt on casters, 2 swivel, 2 rigid. Overall height 40", platform is 20"H. Gray powder coat finish. FOB Shipping Point.

LOW DECK STOCK TRUCKS

A) THREE SIDED TRUCK				B) FOUR SIDED TRUCK			
Size W x D	Product No.	Wt. (lbs.)	Price Ea.	Product No.	Wt. (lbs.)	Price Ea.	
36 x 24"	H3SLT-2436-1.2K-95	120	\$370.24	H4SLT-2436-1.2K-95	130	\$410.12	
48 x 24"	H3SLT-2448-1.2K-95	140	408.79	H4SLT-2448-1.2K-95	160	459.27	



3-Sided Truck



4-Sided Truck

Mobile Bench Cabinets

- A complete tool storage center on wheels.
- Easy glide drawers are full suspension with 250 lb. capacity each.

Provides high density storage capacity plus convenient mobility. Includes convenient top work and storage surface. Made of heavy duty, 14 ga. steel all welded construction. Drawers are 24¾"W. x 19¾"D. Each drawer includes cylinder lock and 2 keys, keyed alike. Rolls on bolt on 6" x 2" phenolic casters, 2 swivel, 2 rigid. Durable Gray powder coat finish. Shipped fully assembled and ready for work. FOB Shipping Point.

Product No.	Cap. (lbs.)	Size W x D x H	No. & Height Of Drawers	Available Drawer Space	Wt. (lbs.)	Price Ea.
H3401-95	2000	60 x 24 x 38"	4-4" (6" open space)	22"	275	\$1,126.64
HMBC-3060-95	4000	60 x 30 x 34"	4-4", 2-6", 2-8"	22"	530	1,303.22
H3402-95	2000	60 x 24 x 38"	4-4", 1-6"	22"	400	1,120.61



H3401-95



HMBC-3060-95

Bar Cradle Trucks

- 4,000 and 10,000 lbs. capacity.
- Elevated cradles accommodate forklift loading.

Specially designed "C" channel cradles provide increased capacity. 3" and 4" channel frames (4000 and 10,000 lbs. capacity respectively). Elevated cradles accommodate easy forklift loading. 4000 lb. capacity models have 10" x 2½" phenolic wheels (2) rigid and 6" x 2" phenolic bolt-on casters (2) swivel. 10,000 lb. capacity models have 12" x 3" phenolic wheels (2) rigid and 8" x 2" phenolic bolt-on casters (2) swivel. Wheels and casters are arranged in a diamond pattern with ½" tilt. The truck is easily moved, loaded or unloaded. Gray powder coat finish. Shipped fully assembled and ready for work. FOB Shipping Point.

Product No.	Cap. (lbs.)	Overall length (ft)	No. of Cradles	Wt. (lbs.)	Price Ea.
HBCTE-2860-4K-95	4000	5	3	160	\$521.87
HBCTE-2896-4K-95	4000	8	3	185	565.34
HBCT-2860-10K-95	10000	5	3	344	643.93
HBCT-2896-10K-95	10000	8	4	424	832.07



HBCTE-2860-4K-95

SHELF STOCK CARTS

DURHAM MFG®
Est. 1922

2 Shelf Stock Carts

• 1,200 lbs. and 3,000 lbs capacity trucks.

1,200 lbs. capacity trucks have 5 x 1 1/2" polyurethane casters and 1 1/2" shelf lips up on all shelves to prevent lost parts during transportation. 3,000 lbs. capacity trucks have 6 x 2" phenolic casters and have top shelf with lips down. FOB Shipping Point.



HRSC-2436-2-95



HRSC-2448-2-3.6K-TLD-95

2 SHELF STOCK CARTS

Product No.	Size W x D x H	Cap. (lbs.)	Lips	Wt. (lbs.)	Price Ea.
HRSC-1830-2-95	30 x 18 x 35"	1200	Up	58	\$145.54
HRSC-1836-2-95	36 x 18 x 35"	1200	Up	69	161.36
HRSC-2436-2-95	36 x 24 x 35"	1200	Up	80	181.76
HRSC-2448-2-95	48 x 24 x 35"	1200	Up	108	201.79
HRSC-3060-2-95	60 x 30 x 35"	1200	Up	130	244.81
HRSC-2436-2-3K-TLD-95	36 x 24 x 39 1/2"	3000	Down	125	199.73
HRSC-2448-2-3K-TLD-95	48 x 24 x 39 1/2"	3000	Down	114	219.76

TLD = Top Lips Down

2 Shelf Stock Cart with Raised Handles

• Available with all lips up, or all lips down.

Units have 8 x 2 1/2" pneumatic casters. Shelf has clearance of 26", providing ample space for storage. FOB Shipping Point.



HRSCR-2436-ALD-95

2 SHELF STOCK CARTS WITH RAISED HANDLES

Product No.	Size W x D x H	Cap. (lbs.)	Lips	Wt. (lbs.)	Price Ea.
HRSCR-2436-95	24 x 36 x 43 3/4"	1500	Up	122	\$293.70
HRSCR-2448-95	24 x 48 x 43 3/4"	1500	Up	134	316.66
HRSCR-3048-95	30 x 48 x 43 3/4"	1500	Up	152	329.42
HRSCR-3060-95	30 x 60 x 43 3/4"	1500	Up	166	378.10
HRSCR-2436-ALD-95	24 x 36 x 43 3/4"	1500	Down	122	293.70
HRSCR-2448-ALD-95	24 x 48 x 43 3/4"	1500	Down	134	316.66
HRSCR-3048-ALD-95	30 x 48 x 43 3/4"	1500	Down	152	329.42
HRSCR-3060-ALD-95	30 x 60 x 43 3/4"	1500	Down	166	378.10

ALD = All Lips Down

2 Shelf Stock Trucks with Floor Lock

• Floor locks keep truck in place when locked.

Units have 6 x 2" phenolic casters. 1 1/2" shelf lips up on all shelves prevent lost parts during transportation. FOB Shipping Point.



HRSC-2436-2-24K-ALU-FL-95

2 SHELF STOCK TRUCKS WITH FLOOR LOCK

Product No.	Size W x D x H	Cap. (lbs.)	Wt. (lbs.)	Price Ea.
HRSC-2436-2-2.4K-ALU-FL-95	36 x 24 x 39"	2400	135	\$237.51
HRSC-2448-2-2.4K-ALU-FL-95	48 x 24 x 39"	2400	160	264.67
HRSC-3048-2-2.4K-ALU-FL-95	48 x 30 x 39"	2400	178	280.16
HRSC-3060-2-2.4K-ALU-FL-95	60 x 30 x 39"	2400	204	311.94

Stock Trucks with Lips Up

• 3", 6" or 12" lips up make unit perfect for transporting bulk items.

Units with 5 x 1 1/2" polyurethane casters have a capacity of 1,200 lbs. Units with 6 x 2" phenolic casters have a 3,600 lbs. capacity. FOB Shipping Point.



HRSC6-2436-2-95

STOCK TRUCKS WITH LIPS UP

Product No.	Size W x D x H	Cap. (lbs.)	Lip Ht.	Wt. (lbs.)	Price Ea.
HRSC3-1830-2-95	18 x 30 x 37 3/4"	1200	3"	80	\$165.61
HRSC3-1836-2-95	18 x 36 x 37 3/4"	1200	3"	88	186.12
HRSC3-2436-2-95	24 x 36 x 37 3/4"	1200	3"	102	193.67
HRSC6-1830-2-95	18 x 30 x 37 3/4"	1200	6"	96	189.96
HRSC6-1836-2-95	18 x 36 x 37 3/4"	1200	6"	102	216.04
HRSC6-2436-2-95	24 x 36 x 37 3/4"	1200	6"	122	222.52
HRSC12-1830-2-95	18 x 30 x 37 3/4"	1200	12"	88	196.85
HRSC3-1830-2-3.6K-95	18 x 30 x 39 1/2"	3600	3"	90	191.63
HRSC3-2436-2-3.6K-95	24 x 36 x 39 1/2"	3600	3"	106	219.96
HRSC3-2448-2-3.6K-95	24 x 48 x 39 1/2"	3600	3"	109	244.66
HRSC6-1830-2-3.6K-95	18 x 30 x 39 1/2"	3600	6"	82	216.94
HRSC6-2436-2-3.6K-95	24 x 36 x 39 1/2"	3600	6"	102	253.10
HRSC6-2448-2-3.6K-95	24 x 48 x 39 1/2"	3600	6"	112	280.03
HRSC12-1830-2-3.6K-95	18 x 30 x 39 1/2"	3600	12"	102	214.82
HRSC12-2436-2-3.6K-95	24 x 36 x 39 1/2"	3600	12"	118	236.48

2 Shelf Stock Carts with Ergonomic Handle

• Available with all lips up or top lips down.

Ergonomic handle has 3 handle points which provides a more comfortable grip and can reduce fatigue, injury and lost time. Units with 5 x 1 1/2" polyurethane casters have a capacity of 1,200 lbs. Units with 6 x 2" phenolic casters have a 3,600 lbs. capacity. Side brakes are included to keep unit locked in place when necessary. Shelf clearance is 26 1/2" and top shelf is 39" above the floor. FOB Shipping Point.

2 SHELF STOCK CARTS WITH ERGONOMIC HANDLE

Product No.	Size W x D x H	Cap. (lbs.)	Lips	Wt. (lbs.)	Price Ea.
HRSC-2436-2-95	24 x 36 x 43 3/4"	1200	Up	102	\$186.84
HRSC-2448-2-95	24 x 48 x 43 3/4"	1200	Up	112	206.84
HRSC-2436-2-TLD-95	24 x 36 x 43 3/4"	1200	Down	102	186.84
HRSC-2448-2-TLD-95	24 x 48 x 43 3/4"	1200	Down	112	206.84
HRSC-2436-2-3.6K-95	24 x 36 x 43 3/4"	3600	Up	118	220.27
HRSC-2448-2-3.6K-95	24 x 48 x 43 3/4"	3600	Up	129	240.27
HRSC-3048-2-3.6K-95	30 x 48 x 43 3/4"	3600	Up	142	260.60
HRSC-3060-2-3.6K-95	30 x 60 x 43 3/4"	3600	Up	166	283.94
HRSC-2436-2-3.6K-TLD-95	24 x 36 x 43 3/4"	3600	Down	116	220.27
HRSC-2448-2-3.6K-TLD-95	24 x 48 x 43 3/4"	3600	Down	130	240.27

ALD = All Lips Down, TLD = Top Lips Down

2 Shelf Instrument Cart with Drawer & Electrical Strip

• Electrical strip with 5 outlets included.

Rubber mat on top and bottom provides durable non-skid surfaces. 1 keyed drawer 12 1/2" x 18 1/2" x 4 3/4" with 2 keys included, 100 lbs. capacity. One unit comes with 5 x 1 1/2" polyurethane casters while the other comes with 8 x 2" pneumatic casters. Pneumatic casters are better for rougher surfaces or moving from building to building since it reduces vibrations. FOB Shipping Point.



HRSC-2436-2-5PU-95

2 SHELF INSTRUMENT CART WITH DRAWER AND ELECTRICAL STRIP

Product No.	Size W x D x H	Caster Size	Cap. (lbs.)	Wt. (lbs.)	Price Ea.
HRSC-2436-2-5PU-95	24 x 36 x 37 3/4"	5 x 1 1/2"	1200	94	\$412.18
HRSC-2436-2-8PN-95	24 x 36 x 40 7/8"	8 x 2"	1200	113	521.22

3 Shelf Stock Carts

• 1,200 lbs. and 3,000 lbs. capacity trucks.

1,200 lbs. capacity trucks have 5 x 1 1/2" polyurethane casters and 1 1/2" shelf lips up on all shelves to prevent lost parts during transportation. 3,000 lbs. capacity trucks have 6 x 2" phenolic casters and have top shelf lips down. FOB Shipping Point.



HRSC-2436-3-3K-TLD-95

3 SHELF STOCK CARTS

Product No.	Size W x D x H	Cap. (lbs.)	Lips	Wt. (lbs.)	Price Ea.
HRSC-1830-3-95	30 x 18 x 35"	1200	Up	73	\$166.00
HRSC-1836-3-95	36 x 18 x 35"	1200	Up	79	187.52
HRSC-1848-3-95	48 x 18 x 35"	1200	Up	84	209.82
HRSC-2436-3-95	36 x 24 x 35"	1200	Up	95	214.87
HRSC-2448-3-95	48 x 24 x 35"	1200	Up	123	244.88
HRSC-2436-3-3K-TLD-95	36 x 24 x 39 1/2"	3000	Down	146	232.30
HRSC-2448-3-3K-TLD-95	48 x 24 x 39 1/2"	3000	Down	137	262.33
HRSC-3048-3-3K-TLD-95	48 x 30 x 39 1/2"	3000	Down	222	289.42
HRSC-3060-3-3K-TLD-95	60 x 30 x 39 1/2"	3000	Down	246	324.45

TLD = Top Lips Down

4 & 5 Shelf Stock Carts

• 3,000 lbs capacity trucks.

6 x 2" phenolic casters have a 3,000 lbs. capacity. 1 1/2" shelf lips up on all shelves prevent lost parts during transportation. FOB Shipping Point.



HRSC-2436-5-3K-95

4 & 5 SHELF STOCK CARTS

Product No.	Size W x D x H	Cap. (lbs.)	No of Shelves	Wt. (lbs.)	Price Ea.
HRSC-2436-4-3K-95	36 x 24 x 56"	3000	4	198	\$298.54
HRSC-2448-4-3K-95	48 x 24 x 56"	3000	4	208	338.61
HRSC-3060-4-3K-95	60 x 30 x 56"	3000	4	304	451.97
HRSC-2436-5-3K-95	36 x 24 x 56"	3000	5	218	332.07
HRSC-2448-5-3K-95	48 x 24 x 56"	3000	5	258	393.63
HRSC-3060-5-3K-95	60 x 30 x 56"	3000	5	340	514.63

MOBILE CABINET BENCHES & WORKSTATIONS



36" Mobile Bench Cabinet and Workstations

- 12 ga. shelves, welded construction.
- Locking Drawers 13"W x 17"D x 4½"H.
- Doors are 3-point locking with keyed handle.
- Steel Top with lip on 3 edges, or 1¾" Butcher Block Top.
- 5" casters with polyurethane wheels, 2 swivel with Total Lock.
- Durable powder coated finish.

FOB Shipping Point.

Product No.	36" MOBILE CABINET BENCHES & WORKSTATIONS Size			Top Surface	Wt. (lbs.)	Price Ea.
	W x L x H	Doors	Drawers			
36" WIDE MOBILE CABINETS						
HMC-2436-2DRTL	36 x 24 x 38"	0	2	Steel	167	\$546.27
HMC-2436-4DRTL	36 x 24 x 38"	0	4	Steel	190	779.10
HMC-2D-2436-TL	36 x 24 x 38"	2	0	Steel	167	402.99
HMC1D-2436-1DRTL	36 x 24 x 38"	1	1	Steel	186	555.22
HMC1D-2436-2DRTL	36 x 24 x 38"	1	2	Steel	198	671.64
HMC1D-2436-4DRTL	36 x 24 x 38"	1	4	Steel	221	920.60
HMC2D2436-2DRTL	36 x 24 x 38"	2	2	Steel	194	680.60
HMCJ-2D-2436-TL	36 x 24 x 38"	2	0	Butcher Block	205	564.18
HMCJ1D2436-1DRTL	36 x 24 x 38"	1	1	Butcher Block	224	716.42
HMCJ1D2436-2DRTL	36 x 24 x 38"	1	2	Butcher Block	236	832.84
HMCJ1D2436-4DRTL	36 x 24 x 38"	1	4	Butcher Block	259	1,081.79
HMCJ2D2436-2DRTL	36 x 24 x 38"	2	2	Butcher Block	232	841.79
MOBILE WORKSTATION						
HMW-2436-5TL	24 x 36 x 35"	0	0	Steel	84	236.42
HMW-2436-5TL-DR	24 x 36 x 35"	0	1	Steel	97	343.88
HMW-2436-5TL-2DR	24 x 36 x 35"	0	2	Steel	114	451.34
MOBILE WORKSTATION WITH 24"H PEGBOARD PANEL						
HMW-2436-5TL-PB	24 x 36 x 35"	0	0	Steel	102	317.01
HMW2436-5TL-DRPB	24 x 36 x 35"	0	1	Steel	115	424.48
HMW2436-5TL2DRPB	24 x 36 x 35"	0	2	Steel	128	531.94
WORK HEIGHT MOBILE WORKSTATION WITH 12"L WRITING SHELF & PEGBOARD (Flush Top)						
HQC2436-TL2DRPB	24 x 36 x 42"	0	2	Steel	163	620.60
HQC2448-TL2DRPB	24 x 48 x 42"	0	2	Steel	187	666.27
HQC2460-TL2DRPB	24 x 60 x 42"	0	2	Steel	212	706.57



HMCJ1D2436-4DRTL



HMC-2D-2436-TL



HMC-2436-4DRTL



HMW2436-5TL2DRPB with 2 Drawers and Pegboard



HQC2448-TL2DRPB with Writing Shelf, Pegboard & Drawers



HMJ3-2D-2448-FL
48"W Bench with Butcher Block Top



HMB2D-2448-2DRFL
48"W Bench with 2 Drawers and Steel Top



HMBP2D-2448-FL
48"W Bench with Clear View Doors

48" Wide Mobile Cabinet Benches

- 12 gauge all-welded construction.
- 6" Polyurethane casters with floor lock.
- 3-point locking doors with 2 keys.
- Locking drawers 13"W x 17"D x 4½"H.
- Steel Top with lip on 3 edges, or 1¾" Butcher Block Top.
- Durable powder coated finish.

FOB Shipping Point.

Product No.	48" MOBILE CABINET BENCHES Size		Center Shelf	Drawers	Top Surface	Wt. (lbs.)	Price Ea.
	W x L x H	SOLID DOORS					
HMB-2D-2448-FL	48 x 24 x 41"	0	0	0	Steel	223	\$684.18
HMB-2D-2448-2DRFL	48 x 24 x 41"	0	2	0	Steel	246	917.01
HMB3-2D-2448-FL	48 x 24 x 41"	1	0	0	Steel	253	745.07
HMJ-2D-2448-FL	48 x 24 x 41"	0	0	0	Butcher Block	273	881.19
HMJ2D-2448-2DRFL	48 x 24 x 41"	0	2	0	Butcher Block	296	1,114.03
HMJ3-2D-2448-FL	48 x 24 x 41"	1	1	0	Butcher Block	303	942.09
CLEAR VIEW DOORS							
HMBP2D-2448-FL	48 x 24 x 41"	0	0	0	Steel	210	721.79
HMBP2D2448-2DRFL	48 x 24 x 41"	0	2	0	Steel	233	954.63
HMBP3-2D-2448-FL	48 x 24 x 41"	1	0	0	Steel	240	782.69
HMJP2D-2448-FL	48 x 24 x 41"	0	0	0	Butcher Block	260	918.81
HMJP2D2448-2DRFL	48 x 24 x 41"	0	2	0	Butcher Block	283	1,151.64
HMJP3-2D-2448-FL	48 x 24 x 41"	1	0	0	Butcher Block	290	979.70

STOCK CARTS & MOBILE CABINET WORKBENCHES



Stock Carts

A) HSC Series Heavy Duty Shop Carts

Designed for rugged use, yet attractive enough for front office work. 1,000 lb. capacity. Features 16 ga. shelves. Trays are 2"D. Rolls on 5" polyurethane casters. Stands 36"H. Optional flat bottom shelf, bench drawers, and writing shelf available – contact dealer for details. FOB Shipping Point.

B) HDT Series Heavy Duty Shop Trucks

Built for extra rugged work loads. 3,000 lb. capacity. All units stand 32"H. 10 1/8" shelf clearance on 3 shelf units – 22" on 2 shelf units. 6" floor clearance. Optional drawer unit, floor lock, flat bottom shelf, writing shelf attachment (w/ tray top only) – contact dealer for details. Available in semi-steel or phenolic casters – please specify. Tray or flat top shelves available – please specify. FOB Shipping Point.

C) HET Series Super Extra Duty Shop Trucks

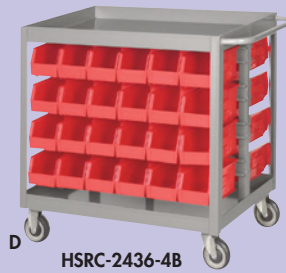
Constructed for heavy industrial loads. 5,000 lb. capacity. Made of extra heavy 12 ga. steel with reinforced shelves for greater support. All units stand 36"H. with 10" floor clearance. 9 5/8" shelf clearance on 3 shelf units, 21" on 2 shelf units. Available with semi-steel or phenolic casters – please specify. FOB Shipping Point.

D) HSRC Series Stock Rail Cart

HSRC-1836-7B...heavy duty cart features 7 bin retaining rails capable of holding 112 bins. Bins included. Stands 36"H. 1,000 lb. capacity. HSRC-1836-7B Size 18 x 36" Wt. 95 (lbs.) Price Ea. \$572.68

HSRC-2436-4B...features 4 bin retaining rails on each side holding a total of 48 deeper bins. Bins included. Stands 36"H. 1,000 lb. capacity. FOB Shipping Point.

HSRC-2436-4B Size 24 x 36" Wt. 93 (lbs.) Price Ea. \$717.96



D HSRC-2436-4B



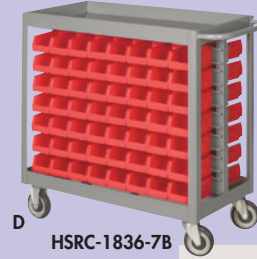
A HSC-5243



C HET-2448-2



E HPDC-36RW/IL-1225



D HSRC-1836-7B



B H1836-DT-3

E) HPDC-36RW/IL-1225-IB Series Mobile Cabinet Bench

Equipped with 4 large drawers on steel telescoping ball bearing slides. 1,000 lb. capacity. This mobile cabinet comes standard with louvered door panel securing 12 each 5" x 4" x 3" bins. Drawer size is 20"W. x 18"D. x 4"H. Cabinet measures 21"D. x 36"W. x 34"H. Optional side stops, floor lock, keyed handle on door, cylinder locks on drawers – contact dealer for details. FOB Shipping Point. HPDC-36RW/IL-1225 Wt. 182 (lbs.) Price Ea. \$537.97

COLOR CHART

13 Colors available at NO additional cost.

Gray	Dark Green
Vista Green	Dark Brown
Beige	Dark Blue
Light Blue	Orange
Red	Putty
Black	White
Yellow	

Delivery is not affected by color choice.

Custom Colors... available at additional cost.

Custom Design... All items can be modified to suit your needs. Call for information.

A) HSC SERIES CART

Product No.	No. Shelves	Size W x L	Wt. (lbs.)	Price Ea.
HSC-5182	2	18 x 28"	50	\$165.48
HSC-5183	3	18 x 28"	65	187.65
HSC-5362	2	18 x 36"	56	175.57
HSC-5363	3	18 x 36"	73	204.36
HSC-5242	2	24 x 36"	66	190.35
HSC-5243	3	24 x 36"	88	221.64

B) HDT SERIES CART

Product No.	No. Shelves	Size W x L	Wt. (lbs.)	Semi-steel Casters Price Ea.	Phenolic Casters Price Ea.
H1836-DT-2	2	18 x 36"	100	\$256.46	\$246.70
H1836-DT-3	3	18 x 36"	128	313.71	303.95
H2436-DT-2	2	24 x 36"	115	287.19	277.41
H2436-DT-3	3	24 x 36"	150	356.00	346.23
H2448-DT-2	2	24 x 48"	135	324.06	314.29
H2448-DT-3	3	24 x 48"	180	421.09	411.32

C) HET SERIES CART

Product No.	No. Shelves	Size W x L	Wt. (lbs.)	Semi-steel Casters Price Ea.	Phenolic Casters Price Ea.
HET-2448-2	2	24 x 48"	220	\$566.92	\$564.47
HET-2448-3	3	24 x 48"	275	650.63	648.19
HET-2848-2	2	28 x 48"	230	595.13	592.68
HET-2848-3	3	28 x 48"	290	714.32	711.88
HET-2860-2	2	28 x 60"	255	633.29	630.85
HET-2860-3	3	28 x 60"	325	772.14	769.71



A) HPDC-36P W/OL-1836



B) HMDD-2448-6R



D) HPC-48P-1424-4 Shown with Optional Shelf and Vise



C) HPC-48P Shown with Optional Shelf and Vise

Mobile Cabinet Workbenches

- All welded heavy duty construction.
- Perfect for your mobile work bench needs.

The heavy duty construction allows you to perform all of your tasks from one mobile bench. Items can be stored and secured by ball bearing slide drawers and cabinet space. Includes cylinder locks and keyed handle (cylinder locks keyed different unless specified). Custom design available. 13 standard colors. HPC models available with optional shelf and vise. FOB Shipping Point.

Ltr No.	Product No.	Size W x D x H	Caster Size	Wt (lbs.)	Price Ea.
A	HPDC-36S W/OL-1836	36 x 21 1/2 x 34"	5 x 2 steel	210	\$561.29
A	HPDC-36P W/OL-1836	36 x 21 1/2 x 34"	5 x 2 phenolic	207	537.05
B	HMDD-2448-6R	48 x 24 x 31"	6 x 2 rubber	259	584.24
C	HPC-48P*	48 x 26 x 34"	5 x 2 phenolic	347	568.95
D	HPC-48P-1424-4*	48 x 26 x 34"	5 x 2 phenolic	357	809.66

Optional floor lock Price Ea. \$67.39

*Optional Shelf, 25"D. x 12"W., Wt. 15 (lbs.) Price Ea. \$43.22

*Optional Vise, Wt. 27 (lbs.) Price Ea. \$132.73

MOBILE WORKBENCHES & CABINETS



POWDER coated
gray finish.



HJE 1 Door & 1 Drawer
Mobile Cabinet



HSM Mobile Workbench
With Drawers and
Pegboard



HJV Mobile Workbench With
Doors and Louvered Panel



HJX 1 Door & 1 Drawer
Narrow Cabinet



HRJ Low Profile
1 Door & 3 Drawers



HRV
6 Drawer Tool Chest



HRP
6 Drawer Tool Chest

Mobile Cabinets & Workbenches

- 12 gauge shelves, with 14 gauge sides on cabinets.
- Drawers and doors keyed alike - includes 2 keys per lock.
- 1,200 lb. capacity.

Durable all welded construction, except bolt on 5" x 1 1/4" urethane casters. Lockable drawers measure 5"H. x 16"W. x 16"D. Powder coated Gray finish. 3 lips up for retention, front lip down for ease of use. FOB Shipping Point.

MOBILE CABINETS & WORKBENCHES					
Product No.	Size W x L x H	DOORS	DRAWERS	Wt. (lbs.)	Price Ea.
MOBILE WORKBENCH - 2 DRAWERS					
HSR236-U5	24 x 36 x 34"	0	2	162	\$495.69
MOBILE WORKBENCH - 2 DRAWERS & RISER					
HST236-U5	24 x 36 x 34"	0	2	194	580.62
MOBILE WORKBENCH - 2 DRAWERS & LOUVERED PANEL 19" X 36"					
HSN236-U5	24 x 36 x 58"	0	2	198	639.69
MOBILE WORKBENCH - 2 DRAWERS & PEGBOARD PANEL 19" X 36"					
HSM236-U5	24 x 36 x 58"	0	2	192	590.77
MOBILE CABINETS WITH DOORS AND DRAWERS					
HJD136-U5	18 x 36 x 36"	0	8	252	1,154.77
HJD236-U5	24 x 36 x 36"	0	8	270	1,203.69
HJE136-U5	18 x 36 x 36"	1	1	150	485.54
HJE236-U5	24 x 36 x 36"	1	1	168	534.46
HJF136-U5	18 x 36 x 36"	1	4	194	840.00
HJF236-U5	24 x 36 x 36"	1	4	212	888.92
HJH136-U5	18 x 36 x 36"	2	0	126	420.92
HJH236-U5	24 x 36 x 36"	2	0	146	470.77
HJN136-U5	18 x 36 x 36"	2	2	172	596.31
HJN236-U5	24 x 36 x 36"	2	2	190	645.23
MOBILE CABINETS WITH DOORS AND LOUVERED PANEL 19" X 36"					
HJV236-U5	24 x 36 x 58"	2	0	240	590.77
MOBILE CABINETS WITH DOORS AND PEGBOARD PANEL 19" X 36"					
HJW236-U5	24 x 36 x 58"	2	0	230	540.92
NARROW MOBILE CABINETS WITH DOORS AND DRAWERS					
HJM218-U5	24 x 18 x 36"	1	0	136	339.69
HJP218-U5	24 x 18 x 36"	0	4	242	657.23
HJT218-U5	24 x 18 x 36"	0	1	152	369.23
HJX218-U5	24 x 18 x 36"	1	1	162	427.38
LOW PROFILE MOBILE CABINETS WITH DOORS AND DRAWERS					
HSJ236-U5	24 x 36 x 27"	2	0	164	462.46
HRJ236-U5	24 x 36 x 28"	1	3	278	744.00
HNJ236-U5	24 x 36 x 28"	0	6	348	1,027.38

Mobile Workbench Cabinets

- All welded construction, except casters and drawers.
- Powder coated Gray finish.

Lockable tool chest, 6 drawers 23"W x 16"D, heights are 2 at 4" and 4 at 2". Has a durable 12 gauge work top. Tubular handle with smooth radius bend. Bolt on casters, 2 rigid and 2 swivel. Overall height 36". 2,000 lb. capacity, evenly distributed. Flush work top. FOB Shipping Point.

MOBILE WORKBENCH CABINETS			
Product No.	SIZE W x L x H	Wt. (lbs.)	Price Ea.
6 DRAWER TOOL CHEST, 10" X 24" VISE TRAY & CABINET STORAGE			
HRV248-P6	24 x 48 x 36"	420	\$1,104.00
6 DRAWER TOOL CHEST, 3 SHELVES & CABINET STORAGE			
HRS248-P6	24 x 48 x 36"	410	1,175.08
6 DRAWER TOOL CHEST, 4 - 5"H X 16"W X 16"D LOCKABLE DRAWERS & 3 SHELVES			
HRP248-P6	24 x 48 x 36"	504	1,404.92



HEAVY DUTY UTILITY CARTS

All-Welded Utility Carts

- Heavy duty 12 ga. steel construction.
- Designed for durability.

Strength and power. All welded construction except bolted on casters. Strong corner posts are 1½" angle x ¾" thick. 1" tubular handle with smooth radius bend. Rolls on 2-swivel, 2- rigid casters. 5" dia. on 1200 lb. capacities, 6" dia. on 2000 lb. capacities, 8" dia. on 4000 lb. capacities. Low profile handle rises 12" above top shelf. Powder coated Gray finish (scratch resistant). FOB Shipping Point.

Locking drawer -- 5"H x 16"W x 16"D

Writing Stand -- 12"L x 24"W

Casters -- 5" Urethane, 6" Hard Rubber, 8" Phenolic (plastic).

HIGH DECK 2 SHELF CARTS				
Product No.	Cap. (lbs.)	Size W x L x H	Wt. (lbs.)	Price Ea.
HSB236-U5	1200	24 x 36 x 35"	106	\$267.69
HSB248-U5	1200	24 x 48 x 35"	126	292.62
HIGH DECK 3 SHELF CARTS				
Product No.	Cap. (lbs.)	Size W x L x H	Wt. (lbs.)	Price Ea.
HSC236-U5	1200	24 x 36 x 35"	138	322.15
HSC248-U5	1200	24 x 48 x 35"	170	356.31
HIGH DECK 2 SHELF CARTS WITH DRAWER OPTION				
Product No.	Cap. (lbs.)	Size W x L x H	Wt. (lbs.)	Price Ea.
HLK236-U5	1200	24 x 36 x 35"	136	382.15
HLK248-U5	1200	24 x 48 x 35"	156	408.92
LOW PROFILE 2 SHELF CARTS				
Product No.	Cap. (lbs.)	Size W x L x H	Wt. (lbs.)	Price Ea.
HSL236-U5	1200	24 x 36 x 27"	106	267.69
HSL248-U5	1200	24 x 48 x 27"	126	292.62
LOW PROFILE 3 SHELF CARTS				
Product No.	Cap. (lbs.)	Size W x L x H	Wt. (lbs.)	Price Ea.
HLZ236-U5	1200	24 x 36 x 30"	170	322.15
HLZ248-U5	1200	24 x 48 x 30"	202	356.31
HIGH DECK 2 SHELF CARTS WITH ERGO HANDLE				
Product No.	Cap. (lbs.)	Size W x L x H	Wt. (lbs.)	Price Ea.
HES236-U5	1200	24 x 36 x 35"	108	287.08
HES248-U5	1200	24 x 48 x 35"	128	314.77
HIGH DECK 3 SHELF CARTS WITH ERGO HANDLE				
Product No.	Cap. (lbs.)	Size W x L x H	Wt. (lbs.)	Price Ea.
HET236-U5	1200	24 x 36 x 35"	140	344.31
HET248-U5	1200	24 x 48 x 35"	170	377.54
ORDER PICKING 2 SHELF CARTS WITH WRITING STAND HANDLE				
Product No.	Cap. (lbs.)	Size W x L x H	Wt. (lbs.)	Price Ea.
HSO236-U5	1200	24 x 36 x 35"	116	312.92
HSO248-U5	1200	24 x 48 x 35"	136	339.69
ORDER PICKING 3 SHELF CARTS WITH WRITING STAND HANDLE				
Product No.	Cap. (lbs.)	Size W x L x H	Wt. (lbs.)	Price Ea.
HLO236-U5	1200	24 x 36 x 35"	150	369.23
HLO248-U5	1200	24 x 48 x 35"	180	403.38
12" DEEP TOP SHELF - 1½" DEEP BOTTOM SHELF CART				
Product No.	Cap. (lbs.)	Size W x L x H	Wt. (lbs.)	Price Ea.
HNA130-U5	1200	18 x 30 x 35"	110	311.08
HNA136-U5	1200	18 x 36 x 35"	122	342.46
HNA230-U5	1200	24 x 30 x 35"	130	358.15
HNA236-U5	1200	24 x 36 x 35"	144	382.15
HNA248-U5	1200	24 x 48 x 35"	172	405.23
3" DEEP LIPPED CARTS - STANDARD HANDLE				
Product No.	Cap. (lbs.)	Size W x L x H	Wt. (lbs.)	Price Ea.
HLT136-U5	1200	18 x 36 x 35"	100	298.15
HLT236-U5	1200	24 x 36 x 35"	118	344.31
6" DEEP LIPPED CARTS - STANDARD HANDLE				
Product No.	Cap. (lbs.)	Size W x L x H	Wt. (lbs.)	Price Ea.
HLS136-U5	1200	18 x 36 x 35"	122	344.31
HLS236-U5	1200	24 x 36 x 35"	144	401.54
MOBILE TABLES -- 1200 & 2000 LB. CAPACITIES				
Product No.	Cap. (lbs.)	Size W x L x H	Wt. (lbs.)	Price Ea.
HLB236-U5	1200	24 x 36 x 30"	104	245.54
HLB248-U5	1200	24 x 48 x 30"	124	273.23
HLX236-R6	2400	24 x 36 x 31"	126	334.15
HLX248-R6	2400	24 x 48 x 31"	148	361.85
2 SHELF CARTS - 2000 & 4000 LB. CAPACITIES				
Product No.	Cap. (lbs.)	Size W x L x H	Wt. (lbs.)	Price Ea.
HSE236-R6	2000	24 x 36 x 36"	134	356.31
HSE248-R6	2000	24 x 48 x 36"	156	383.08
HSD236-P8	2400	24 x 36 x 38"	150	421.85
HSD248-P8	2400	24 x 48 x 38"	178	449.54



HSB High Deck 2 Shelf Cart - 3 Shelf is HSC

POWDER coated
gray finish.



HLK High Deck Cart With Drawer Option



HLZ Low Profile 3 Shelf Cart - 2 Shelf is HSL



HES Ergo Handle 2 Shelf Cart - 3 Shelf is HET



HLO 3 Shelf Writing Stand Cart - 2 Shelf is HSO



HLT 3" Deep Lip Cart - 6" Deep Lip is HLS



HNA 12" Deep Top Shelf - 1½" Deep Bottom Shelf Cart



HSD 2 Shelf Cart



HLB Mobile Table



PANEL & WORK CARTS

- All welded construction for immediate use, except for bolt-on casters.
- 12 gauge steel construction, powder coated gray.
- FOB Shipping Point.

Upright Panel Mover...3 removable 1 1/4" tubular dividers 27"H.

Bar & Pipe Trucks...4,000 lb., 5,000 lb. and 10,000 lb. capacities.

"A" Frame...Angle frame 48" above deck.

Adjustable Panel Truck...6 removable, 1 1/4" tubular dividers - 2 each: 12", 24" & 36"H.

Cardboard Carton Truck...1" removable tubular dividers, 3 dividers per level. 6 socket positions per level.

UPRIGHT PANEL MOVER - 5" X 1 1/4" URETHANE SWIVEL CASTERS				
Product No.	Cap. (lbs.)	Size W x L x H	Wt. (lbs.)	Price Ea.
HTF831-U5-AS	1,200	28 x 31 x 35"	65	\$250.15

UPRIGHT PANEL MOVER WITH CARPETED RAILS - 5" X 1 1/4" URETHANE SWIVEL CASTERS				
Product No.	Cap. (lbs.)	Size W x L x H	Wt. (lbs.)	Price Ea.
HTG831-U5-AS	1,200	28 x 31 x 35"	70	276.00

BAR & PIPE TRUCKS - 8" X 2" PHENOLIC CASTERS				
Product No.	Cap. (lbs.)	Size W x L x H	Wt. (lbs.)	Price Ea.
HTP448-P8	4,000	36 x 48 x 59"	226	622.15
HTP460-P8	4,000	36 x 60 x 59"	248	672.00

BAR AND PIPE CRADLES				
Product No.	Cap. (lbs.)	Size W x L x H	Wt. (lbs.)	Price Ea.
HCR362-P1	5,000	30 x 62 x 28"	180	498.46
HCR396-P1	5,000	30 x 96 x 28"	260	545.54
HCT362-P2	10,000	30 x 62 x 30"	230	542.77
HCT396-P2	10,000	30 x 96 x 30"	310	604.62

"A" FRAME PANEL TRUCKS - 6" X 2" PHENOLIC CASTERS				
Product No.	Cap. (lbs.)	Size W x L x H	Wt. (lbs.)	Price Ea.
HPC236-P6	2,000	24 x 36 x 57"	140	372.00
HPC248-P6	2,000	24 x 48 x 57"	164	396.00
HPC360-P6	2,000	30 x 60 x 57"	202	448.62
HPC472-P6	2,000	36 x 72 x 57"	246	501.23

ADJUSTABLE SHEET AND PANEL TRUCKS - 6" X 2" PHENOLIC CASTERS				
Product No.	Cap. (lbs.)	Size W x L x H	Wt. (lbs.)	Price Ea.
HPG236-P6	2,000	24 x 36 x 45"	142	431.08
HPG248-P6	2,000	24 x 48 x 45"	166	456.00
HPG360-P6	2,000	30 x 60 x 45"	204	507.69

ADJUSTABLE DIVIDER CARTS - 5" X 2" PHENOLIC CASTERS				
Product No.	Cap. (lbs.)	Size W x L x H	Wt. (lbs.)	Price Ea.
HDG248-P7	1,800	24 x 48 x 45"	188	495.69

CARDBOARD CARTON TRUCKS ONE LEVEL - 5" X 1 1/4" URETHANE CASTERS				
Product No.	Cap. (lbs.)	Size W x L x H	Wt. (lbs.)	Price Ea.
HCS248-U5	1,200	24 x 48 x 34"	112	336.00

CARDBOARD CARTON TRUCKS TWO LEVEL - 5" X 1 1/4" URETHANE CASTERS				
Product No.	Cap. (lbs.)	Size W x L x H	Wt. (lbs.)	Price Ea.
HCP248-U5	1,200	24 x 48 x 70"	190	464.31

SINGLE SIDED REMOVABLE TRAY TRUCK - 6" X 2" PHENOLIC CASTERS (TRAYS NOT INCLUDED)				
Product No.	Cap. (lbs.)	Size W x L x H	Wt. (lbs.)	Price Ea.
HTS238-P6	2,000	24 x 38 x 67"	114	339.69

DOUBLE SIDED REMOVABLE TRAY TRUCK - 6" X 2" PHENOLIC CASTERS (TRAYS NOT INCLUDED)				
Product No.	Cap. (lbs.)	Size W x L x H	Wt. (lbs.)	Price Ea.
HTD438-P6	2,000	40 x 38 x 67"	124	443.08

TRAYS FOR REMOVABLE TRAY TRUCKS - SPECIFY QUANTITY				
Product No.	Cap. (lbs.)	Size W x L x H	Wt. (lbs.)	Price Ea.
HT6	100	15 x 36 x 5"	28	53.54

Tubular Drywall Truck

- All welded construction.
- Indented back side construction for better cornering.

Durable 12 ga. steel platform and 12 ga. caster mounts for long lasting use. Bolt on casters, 8" x 2", 2 swivel & 2 rigid allow for easy change or replacement. 1 1/4" Tubular frame 36" above deck, with 1" tubular supports. Sloped 12 ga. flush deck prevents edge damage and assists in balancing load. Platform height is 11". Usable sloped deck space is 18" deep. FOB Shipping Point.

TUBULAR DRYWALL TRUCK					
Product No.	Cap. (lbs.)	Size W x L x H	Caster Type	Wt. (lbs.)	Price Ea.
HRH248-P8	3000	24 x 48 x 47"	Phenolic	90	\$288.00
HRH248-Z8	2000	24 x 48 x 48"	Semi-Pneumatic	90	288.00



HTP Bar And Pipe Truck



HTG Upright Panel Mover With Carpeted Rails

POWDER coat gray finish.



HPG Adjustable Dividers



HCR Bar & Pipe Cradle Truck




HDG Adjustable Divider Truck With Handle



HCP 2 Level Cardboard Carton Truck - 1 Level HCS



HTD Double Sided Tray Truck - Single Sided HTS



HRH Tubular Drywall Truck



STOCK & SECURITY TRUCKS



HFR 3 Sided Solid Truck
With Adjustable Shelf



HCD 4 Shelf Stock Truck,
HCC is 3, HCE is 5

POWDER COAT
Gray Finish.



HHR 3 Sided Rod Truck With
Sloped Shelves



HHZ 3 Sided Slat Truck With
Adjustable Shelf



HVR Mesh Security Truck
With Adjustable Shelf



HGX Mesh 3 Sided Cart with
Removable Drop Gate

STOCK & SECURITY TRUCKS

- All welded construction for immediate use, except for 6" x 2" phenolic bolt on casters.
- 12 gauge steel shelves with 1 1/2" x 3/16" thick steel corner posts, powder coated gray.
- Security trucks have padlock hasp.
- FOB Shipping Point.

Adjustable shelves adjust on 3/2" centers. Mesh sides are 13 gauge, solid sides are 14 gauge, slats are 1" x 3/8" and rods are 1/2" with 1" frame.

3 SHELF STOCK TRUCKS				
Product No.	Cap. (lbs.)	Size W x L x H	Wt. (lbs.)	Price Ea.
HCC236-P6	3000	24 x 36 x 48"	156	\$419.08
HCC248-P6	3000	24 x 48 x 48"	186	457.85
HCC360-P6	3000	30 x 60 x 48"	252	553.85
4 SHELF STOCK TRUCKS				
HCD236-P6	3000	24 x 36 x 60"	196	485.54
HCD248-P6	3000	24 x 48 x 60"	234	530.77
HCD360-P6	3000	30 x 60 x 60"	322	645.23
5 SHELF STOCK TRUCKS				
HCE236-P6	3000	24 x 36 x 68"	232	552.92
HCE248-P6	3000	24 x 48 x 68"	282	603.69
3 SIDED MESH TRUCKS - BOTTOM SHELF ONLY				
Product No.	Cap. (lbs.)	Size W x L x H	Wt. (lbs.)	Price Ea.
HZA236-P6	2000	24 x 36 x 57"	136	459.69
HZA248-P6	2000	24 x 48 x 57"	152	493.85
HZA360-P6	2000	30 x 60 x 57"	200	585.23
3 SIDED MESH TRUCKS - BOTTOM AND MIDDLE SHELF				
HZB236-P6	3000	24 x 36 x 57"	170	517.85
HZB248-P6	3000	24 x 48 x 57"	196	556.62
HZB360-P6	3000	30 x 60 x 57"	252	667.38
3 SIDED MESH TRUCKS - BOTTOM AND 1 ADJUSTABLE SHELF				
HZR236-P6	3000	24 x 36 x 57"	184	652.62
HZR248-P6	3000	24 x 48 x 57"	208	692.31
HZR360-P6	3000	30 x 60 x 57"	264	804.92
3 SIDED SLAT TRUCKS - BOTTOM SHELF ONLY				
Product No.	Cap. (lbs.)	Size W x L x H	Wt. (lbs.)	Price Ea.
HHA236-P6	2000	24 x 36 x 57"	150	481.85
HHA248-P6	2000	24 x 48 x 57"	166	516.00
HHA360-P6	2000	30 x 60 x 57"	216	605.54
3 SIDED SLAT TRUCKS - BOTTOM AND MIDDLE SHELF				
HHB236-P6	3000	24 x 36 x 57"	176	536.31
HHB248-P6	3000	24 x 48 x 57"	206	576.00
HHB360-P6	3000	30 x 60 x 57"	266	687.69
3 SIDED SLAT TRUCKS - BOTTOM AND 1 ADJUSTABLE SHELF				
Product No.	Cap. (lbs.)	Size W x L x H	Wt. (lbs.)	Price Ea.
HHZ236-P6	3000	24 x 36 x 57"	204	672.92
HHZ248-P6	3000	24 x 48 x 57"	230	712.62
HHZ360-P6	3000	30 x 60 x 57"	300	824.31
3 SIDED SOLID TRUCKS - BOTTOM SHELF ONLY				
HFA236-P6	2000	24 x 36 x 57"	178	549.23
HFA248-P6	2000	24 x 48 x 57"	202	584.31
3 SIDED SOLID TRUCKS - BOTTOM AND 1 ADJUSTABLE SHELF				
HFR236-P6	3000	24 x 36 x 57"	260	739.38
HFR248-P6	3000	24 x 48 x 57"	294	781.85
3 SIDED ROD TRUCKS - BOTTOM AND 3 SLOPED SHELVES				
Product No.	Cap. (lbs.)	Size W x L x H	Wt. (lbs.)	Price Ea.
HHR248-P6	3000	24 x 48 x 57"	260	745.85
HHR360-P6	3000	30 x 60 x 57"	354	893.54
MESH SECURITY TRUCKS - BOTTOM SHELF ONLY				
HVA248-P6	2000	24 x 48 x 57"	230	916.62
HVA360-P6	2000	30 x 60 x 57"	290	1,027.38
MESH SECURITY TRUCKS - BOTTOM AND MIDDLE SHELF				
HVB248-P6	3000	24 x 48 x 57"	274	975.69
HVB360-P6	3000	30 x 60 x 57"	350	1,104.00
MESH SECURITY TRUCKS - BOTTOM AND 1 ADJUSTABLE SHELF				
Product No.	Cap. (lbs.)	Size W x L x H	Wt. (lbs.)	Price Ea.
HVR248-P6	3000	24 x 48 x 57"	298	1,127.08
HVR360-P6	3000	30 x 60 x 57"	378	1,260.00
SOLID SECURITY TRUCKS - BOTTOM AND 1 ADJUSTABLE SHELF				
Product No.	Cap. (lbs.)	Size W x L x H	Wt. (lbs.)	Price Ea.
HVZ248-P6	3000	24 x 48 x 57"	434	1,353.23
HVZ360-P6	3000	30 x 60 x 57"	560	1,480.62
MESH 3 SIDED CART WITH REMOVABLE DROP GATE				
HGX248-U5	1200	24 x 48 x 44"	160	523.38
HGX360-U5	1200	30 x 60 x 44"	216	648.00

PLATFORM TRUCKS & WAGONS

POWDER coated
gray finish.

Jamco
Products



HPT Platform Truck
Available in 1,200, 1,800
& 4,000 lb. Capacity



HPN Steel Deck With
Pneumatic Casters



HVJ 6" Deep
Lipped Platform



HAO
Ergonomic Platform



HEL High Deck With
Pneumatic Wheels



HTN Low Profile Wagon
With Casters



HTV Steel Deck
Wagon



Wood, Steel, Plastic Platform Trucks

- All welded construction for immediate use, heavy duty performance, and long life.
- Handles are removable, 1 1/4" tubular construction.
- FOB Shipping Point.

Steel Deck...12 ga. construction.

Plastic...structural foam.

Wood Capped...3/4" plywood over steel deck.

Ergonomic Platform...2" sq. tube frame, fixed or adjustable heights available.

High Deck -- 12" / 16" pneumatic wheels.

STEEL DECKED PLATFORM TRUCKS				
Product No.	Cap. (lbs.)	Size W x L x H	Wt. (lbs.)	Price Ea.
HPT236-U5	1200	24 x 36 x 8"	80	\$224.31
HPT248-U5	1200	24 x 48 x 8"	98	240.00
HPT360-U5	1200	30 x 60 x 8"	130	315.69
HPZ248-R7	2000	24 x 48 x 9"	112	276.00
HPZ360-R7	2000	30 x 60 x 9"	142	351.69
HPW248-P8	4000	24 x 48 x 12"	128	374.77
HPW360-P8	4000	30 x 60 x 12"	162	451.38
STEEL DECKED PLATFORM TRUCKS WITH PNEUMATIC CASTERS				
HPN248-N8	1200	24 x 48 x 12"	122	306.46
HPN360-N8	1200	30 x 60 x 12"	154	382.15
STEEL DECKED PLATFORM TRUCKS WITH 6" DEEP LIPPED SIDES				
HVJ248-P7	2000	24 x 48 x 15"	122	358.15
HVJ360-P7	2000	30 x 60 x 15"	158	457.85
WOOD CAPPED STEEL DECKED PLATFORM TRUCKS				
HPB248-U5	1200	24 x 48 x 10"	118	322.15
HPB360-U5	1200	30 x 60 x 10"	160	453.23
ERGONOMIC PLATFORMS - 1 1/2" SIDES, FIXED HEIGHT				
HFN248-P7	2000	24 x 48 x 25"	112	358.15
HFN360-P7	2000	30 x 60 x 25"	136	415.38
ERGONOMIC PLATFORMS - 1 1/2" SIDES, ADJUSTABLE HEIGHT				
HAO248-P7	2000	24 x 48 x 25, 27, 29, 31"	122	432.00
HAO360-P7	2000	30 x 60 x 25, 27, 29, 31"	146	489.23
ERGONOMIC PLATFORMS - 6" SIDES, FIXED HEIGHT				
HFP248-P7	2000	24 x 48 x 25"	142	472.62
HFP360-P7	2000	30 x 60 x 25"	166	552.92
ERGONOMIC PLATFORMS - 6" SIDES, ADJUSTABLE HEIGHT				
HAW248-P7	2000	24 x 48 x 25, 27, 29, 31"	152	617.54
HAW360-P7	2000	30 x 60 x 25, 27, 29, 31"	172	699.69
ERGONOMIC PLATFORM TRUCKS - STEEL FIXED				
HSY248-P7	2000	24 x 48 x 25"	112	358.15
HSY360-P7	2000	30 x 60 x 25"	136	415.38
ERGONOMIC PLATFORM TRUCKS - STEEL ADJUSTABLE				
HAS248-P7	2000	24 x 48 x 25, 27, 29, 31"	122	432.00
HAS360-P7	2000	30 x 60 x 25, 27, 29, 31"	142	489.23
HIGH DECK CARTS WITH PNEUMATIC WHEELS				
Product No.	Cap. (lbs.)	Size W x L x H	Wt. (lbs.)	Price Ea.
HEL248-N7	2500	24 x 48 x 19"	132	433.85
HEL360-N7	2500	30 x 60 x 19"	170	511.38
HEL460-N7	2500	36 x 60 x 19"	190	551.08
HEL472-N7	2500	36 x 72 x 19"	208	586.15
WAGONS WITH STEEL DECK AND 1 1/2" SIDES				
Product No.	Cap. (lbs.)	Size W x L x H	Wt. (lbs.)	Price Ea.
HTV248-N2	2500	24 x 48 x 19"	132	546.46
HTV360-N2	2500	30 x 60 x 19"	168	591.69
WAGONS WITH STEEL DECK AND 6" SIDES				
HTX248-N2	2500	24 x 48 x 19"	154	641.54
HTX360-N2	2500	30 x 60 x 19"	200	706.15
LOW PROFILE WAGON WITH CASTERS				
Product No.	Cap. (lbs.)	Size W x L x H	Wt. (lbs.)	Price Ea.
HTN236-P6	2000	24 x 36 x 10"	98	279.69
HTN248-P6	2000	24 x 48 x 10"	108	292.62
HTN360-P6	2000	30 x 60 x 10"	138	369.23

WORK TRUCKS

Pucel
Enterprises, Inc.

Utility Tables & Carts



- All-welded tables include back and side stops on shelves to prevent parts from rolling off.

Ideal for repair or maintenance work. Strong & sturdy. Can also be used as a printer stand. Units with center drawers are furnished with padlock loops – drawer measures 14"W. x 5"H. x 16"D. All units come standard with floor pads to protect the floor. Optional 3" or 5" casters are available for easy mobility. FOB Shipping Point.



HTU-1925-1DC



HTU-1925-2



HTU-1925-3C

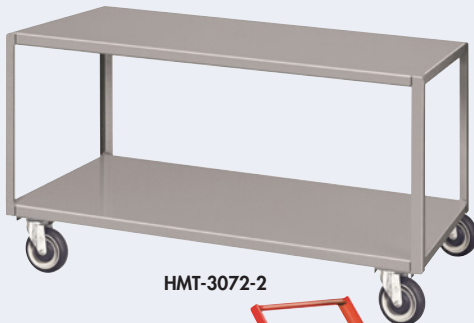
Product No.	UTILITY TABLES & CARTS			Wt. (lbs.)	Price Ea.
	No. Shelves	Size W x L x H	Center Drawer		
HTU-1323-2	2	13 x 23 x 31 1/2"	No	24	\$81.89
HTU-1925-2	2	19 x 25 x 31 1/2"	No	35	90.79
HTU-1925-2-1D	2	19 x 25 x 31 1/2"	Yes	50	139.85
HTU-1925-3	3	19 x 25 x 31 1/2"	No	45	119.01
HTU-2324-2	2	23 x 24 x 31 1/2"	No	46	105.84
HTU-2324-2-1D	2	23 x 24 x 31 1/2"	Yes	61	154.87
HTU-2324-3	3	23 x 24 x 31 1/2"	No	60	142.40
HTU-2028-2	2	20 x 28 x 31 1/2"	No	47	110.98
HTU-2028-2-1D	2	20 x 28 x 31 1/2"	Yes	62	160.01
HTU-2028-3	3	20 x 28 x 31 1/2"	No	62	149.02
HTU-2436-2	2	24 x 36 x 31 1/2"	No	63	146.84
HTU-2436-2-1D	2	24 x 36 x 31 1/2"	Yes	78	195.87
HTU-2436-3	3	24 x 36 x 31 1/2"	No	86	202.80

Optional Casters -- 4 swivel
3C 3" soft rubber. Cap. 300 lbs. Add 3" to height. Wt. 4 (lbs.)/4.
Price Set of 4 \$31.05. Add 3C to end of Product No.
5C 5" soft rubber. Cap. 500 lbs. Add 5" to height. Wt. 5 (lbs.)/4.
Price Set of 4 \$48.91. Add 5C to end of Product No.
HCYL Cylinder Locks on Drawer. Price Ea. \$12.22

Mobile Tables

- Spacious work table rolls right to the job site.

Heavy-duty shelves are made of 16 ga. steel for 1,000 lb. support power. Two shelf clearance 21". Three shelf clearance 9 3/4". Rolls on all swivel 5" x 1 1/4" polyurethane or semi-steel casters. Weight capacity based on evenly distributed loads. FOB Shipping Point.



HMT-3072-2

No. Shelves	Size W x L x H	Wt. (lbs.)	MOBILE TABLES STEEL CASTERS		POLY CASTERS	
			Product No.	Price Ea.	Product No.	Price Ea.
2	24 x 48 x 30"	100	HMT-2448-2-S	\$291.89	HMT-2448-2-P	\$266.24
3	24 x 48 x 30"	132	HMT-2448-3-S	355.05	HMT-2448-3-P	336.73
2	24 x 60 x 30"	115	HMT-2460-2-S	322.61	HMT-2460-2-P	304.28
3	24 x 60 x 30"	155	HMT-2460-3-S	411.03	HMT-2460-3-P	392.70
2	24 x 72 x 30"	125	HMT-2472-2-S	348.37	HMT-2472-2-P	330.05
3	24 x 72 x 30"	162	HMT-2472-3-S	417.70	HMT-2472-3-P	399.38
2	30 x 48 x 30"	112	HMT-3048-2-S	315.73	HMT-3048-2-P	297.40
3	30 x 48 x 30"	150	HMT-3048-3-S	398.75	HMT-3048-3-P	380.43
2	30 x 60 x 30"	130	HMT-3060-2-S	349.65	HMT-3060-2-P	331.33
3	30 x 60 x 30"	175	HMT-3060-3-S	445.46	HMT-3060-3-P	427.13
2	30 x 72 x 30"	140	HMT-3072-2-S	375.42	HMT-3072-2-P	357.10
3	30 x 72 x 30"	184	HMT-3072-3-S	466.08	HMT-3072-3-P	447.77

Optional Floor Lock HFL-5 Price Ea. \$67.39

Instrument Trucks

- Designed to transport heavy, sensitive and delicate equipment.

Moves heavy 1,100 loads smoothly with 8" x 2" pneumatic casters (2 swivel, 2 rigid). All-welded 12 ga. steel construction. Top shelf features non-slip ribbed rubber vinyl matting for safety and 'shock absorption'. Top shelf is 33 1/2"H. FOB Shipping Point.



HIT-2430

Product No.	INSTRUMENT TRUCKS		Wt. (lbs.)	Price Ea.
	Size W x L x H			
HIT-2436	24 x 36 x 41 1/2"		129	\$394.59
HIT-2448	24 x 48 x 41 1/2"		150	467.15
HIT-3048	30 x 48 x 41 1/2"		163	510.78
HIT-3060	30 x 60 x 41 1/2"		198	578.38

Optional Floor Lock
HFL-5 Price Ea. \$67.39
HFBS Flat Bottom Shelf.
Add for 24"W. \$35.08
Add for 30"W. \$43.18

Expanded Metal Stock Cart

- Large volume capacity stock cart for filling orders, moving supplies, or taking tools to the work site.

Bottom shelf is 12 ga. steel – all other shelves are expanded metal with steel frame. Expanded metal provides increased air and light circulation and reduces dirt accumulation. Supports up to 2,000 lbs. 10" shelf clearance. 9 1/2" floor clearance. Smoothly rolls on 5" x 2" phenolic or semi-steel casters (2 swivel, 2 rigid). FOB Shipping Point.



HX-1836

COLOR CHART

13 Colors available at NO additional cost.

Gray	Dark Green
Vista Green	Dark Brown
Beige	Dark Blue
Light Blue	Orange
Red	Putty
Black	White
Yellow	

Delivery is not affected by color choice.

Custom Colors... available at additional cost.

Custom Design... All items can be modified to suit your needs. Call for information.

Sliding Shelf Truck

- See-thru design for instant visual inspection.

Designed for large or heavy stock orders, supplies, tools or parts. Supports 2,400 lb. loads. Shelves are easily removed by sliding out of channels, permitting truck to be used for large bulky materials. Unit consists of 2 shelves and bottom. Shelves slope 2" to the rear to prevent contents from falling off. 18" shelf clearance. Rolls on 6" x 2" semi-steel or phenolic casters (2 swivel, 2 rigid). FOB Shipping Point.



No. Shelves	Size W x L x H	Wt. (lbs.)	EXPANDED METAL STOCK CART STEEL CASTERS		PHENOLIC CASTERS	
			Product No.	Price Ea.	Product No.	Price Ea.
5	18 x 28 x 56 1/2"	150	HX-1828-S	\$336.45	HX-1828-P	\$326.68
5	18 x 36 x 56 1/2"	167	HX-1836-S	399.44	HX-1836-P	389.67
5	24 x 36 x 56 1/2"	187	HX-2436-S	439.99	HX-2436-P	430.21
5	24 x 48 x 56 1/2"	216	HX-2448-S	517.03	HX-2448-P	507.27

Optional Floor Lock HFL-5 Price Ea. \$67.39

No. Shelves	Size W x L x H	Wt. (lbs.)	SLIDING SHELF TRUCKS STEEL CASTERS		PHENOLIC CASTERS	
			Product No.	Price Ea.	Product No.	Price Ea.
3	37 x 56 x 66"	266	HSS-48-S	\$647.10	HSS-48-P	\$641.00
3	37 x 68 x 66"	298	HSS-60-S	689.49	HSS-60-P	683.39
3	37 x 80 x 66"	330	HSS-72-S	758.77	HSS-72-P	752.66

Optional Floor Lock HFL-6 Price Ea. \$67.39

MATERIAL HANDLING TRUCKS

DURHAM MFG®
Est. 1922

Three Sided Trucks

- Ideal for transfer of heavy or bulky materials, waste, supplies or parts.
- All-welded, all-assembled and ready to work.

Three sided design keeps contents secure and in place – while allowing easy accessibility. Constructed of 14 ga. cold rolled steel. Diamond mesh punched pattern. Durable steel construction supports loads up to 2000 lbs. Base has lip-up for product retention. Features convenient push handle. Easy, smooth rolling on 6" x 2" phenolic bolt-on casters – 2 swivel, 2 rigid. Casters are 2,000 lb. capacity. Sides and back extend 48" above deck. Durable Gray powder coat finish. FOB Shipping Point.

THREE SIDED TRUCKS								
MESH SIDED TRUCKS				ADJUSTABLE SHELVES				
Size D x W x H	Product No.	Wt. (lbs.)	Price Ea.	Size D x W	Product No.	Wt. (lbs.)	Price Ea.	
30 x 60 x 57"	H3ST-EX3060-95	250	\$404.81	30 x 60"	HMAS-3060-95	39	\$121.82	
36 x 60 x 57"	H3ST-EX3660-95	245	588.45	36 x 60"	HMAS-3660-95	47	159.48	
36 x 72 x 57"	H3ST-EX3672-95	265	616.45	36 x 72"	HMAS-3672-95	56	157.33	



DIAMOND MESH PUNCHED PATTERN

Tilted Shelf Trucks

- Secure and transport valuable merchandise.
- Tilted shelves prevent items from falling off during transport.

Features 2 sided design for greater efficiency and see-through mesh sides. All units are 48" above the deck. Center panel makes it easy to see on-board items. 2000 lb. model rolls on 6" phenolic casters, 2 rigid, 2 swivel. Durable Gray powder coat finish. FOB Shipping Point.



TILTED SHELF TRUCK 2000 LB. CAPACITY TRUCK			
Size D x W x H	Product No.	Wt. (lbs.)	Price Ea.
48 x 30 x 57"	HEX-3048-2SC-6PH-95	220	\$653.24
60 x 30 x 57"	HEX-3060-2SC-6PH-95	306	711.34

Open Portable Shelf Cart

- Efficiently transport bulky packages, boxes, supplies, parts for assembly operations, electronic parts transfer and more.
- Easy handling, easy rolling.

Built for heavy 2000 lb. loads. Frame is made from 1" steel tubing. 1/2" rods on sides and back. 14" clearance between shelves. Steel shelves slope 1" from front to rear preventing contents from falling off during transport. Shelves are made of 14 ga. steel. Smooth rolling 6" x 2" phenolic bolt-on casters, 2 swivel, 2 rigid. All units are 58"H. Gray powder coat finish. FOB Shipping Point.



HOPT-6030-95

OPEN PORTABLE SHELF CART				
Product No.	Size D x W x H	Wt. (lbs.)	Price Ea.	
HOPT-3624-95	24 x 36 x 58"	193	\$401.94	
HOPT-4224-95	24 x 42 x 58"	225	416.93	
HOPT-4824-95	24 x 48 x 58"	245	441.49	
HOPT-4830-95	30 x 48 x 58"	260	482.19	
HOPT-6030-95	30 x 60 x 58"	340	549.66	
HOPT-7224-95	24 x 72 x 58"	342	534.88	
HOPT-7230-95	30 x 72 x 58"	403	571.75	
HOPT-7236-95	36 x 72 x 58"	458	650.15	

Five Shelf Trucks

- Perfect for all types of stocking, picking, or general movement uses.
- Durable, heavy duty all welded construction using 14 ga. steel shelves.

Complete with push handle for easy maneuverability. 1200 lb. capacity truck rolls on 5" polyurethane bolt on casters, 2 swivel, 2 rigid. Durable Gray powder coat finish. Shipped assembled, ready for use. FOB Shipping Point




HRSC-2436-5-95

FIVE SHELF TRUCK 1200 LB. CAPACITY TRUCK 56"H., 10" SHELF CLEARANCE				
Size D x W x H	Product No.	Wt. (lbs.)	Price Ea.	
18 x 36 x 55 1/2"	HRSC-1836-5-95	120	\$253.40	
24 x 36 x 55 1/2"	HRSC-2436-5-95	145	302.22	
24 x 48 x 55 1/2"	HRSC-2448-5-95	175	354.73	
30 x 48 x 55 1/2"	HRSC-3048-5-95	200	392.94	
30 x 60 x 55 1/2"	HRSC-3060-5-95	235	455.93	
36 x 72 x 55 1/2"	HRSC-3672-5-95	270	650.61	

Heavy Duty Service Trucks

- Specifically designed and constructed for heavyweight tasks.
- Ideal for use in assembly operation stocking, or picking.

Made of all welded, heavy duty steel construction. 14 ga. steel shelves have lips down. All shelves have stiffeners. Built to handle loads up to 4000 lbs. Push handle provided. Rolls on 4-6" x 2" phenolic bolt on casters, 2 swivel, 2 rigid. Durable Gray powder coat finish. FOB Shipping Point.



HHET-2448-2-95

Product No.	Size W x D x H	No. Shelves	Wt. (lbs.)	Price Ea.
HHET-2436-2-95	36 x 24 x 36"	2	145	\$348.70
HHET-2448-2-95	48 x 24 x 36"	2	155	379.96
HHET-3048-2-95	48 x 30 x 36"	2	232	446.16
HHET-3648-2-95	48 x 36 x 36"	2	195	447.33
HHET-3672-2-95	72 x 36 x 36"	2	255	523.94

SHOP STORAGE TRUCKS

Adjust-A-Tray Truck

- A complete portable material handling system.
- Versatile design accommodates a wide range of packaged and unpackaged goods, components and assemblies.

Keep parts, tools, supplies and packages right at the assembly line or work center. Heavy duty all steel construction. Base is 1 1/2" x 1/2" angle iron with 11 ga. steel formed upright channels punched on 3 1/2" centers. Hook-on trays are made of 16 ga. steel and must be ordered separately. Wire drop handles are supplied on all hook-on trays. Easy rolling on bolt on 6" x 2" phenolic casters, 2 rigid, 2 swivel. Finished in durable Gray powder coat finish. Shipped fully assembled and ready for use. FOB Shipping Point.

ADJUST-A-TRAY TRUCKS						
Product No.	Cap. (lbs.)	Description	Size W x D x H	Tray Cap.	Wt. (lbs.)	Price Ea.
HATT-2438-95	1500	Single sided	38 x 24 x 64"	7-6"	115	\$291.04
HATT-4038-95	2500	Double sided	38 x 40 x 64"	14-6"	130	372.18




HATT-4038-95
Trays Sold Separately



HATT-2438-95
Trays Sold Separately

HOOK-ON TRAYS					
Product No.	Description	Size W x D x H	Tray Cap.	Wt. (lbs.)	Price Ea.
HTR-1500-95	Open front	36 x 15 x 6"	7-6"	22	\$47.24
HTR-1502-95	3" closed front	36 x 15 x 6"	14-6"	22	48.69



Hook-On Trays
HTR-1500-95 & HTR-1502-95



Hanger Bar & Spindles

HANGER BAR & SPINDLES			
Product No.	Fits Trays	Wt. (lbs.)	Price Ea.
HHB-36-95	4"H. x 36"L.	8	\$22.69
HSP-515-95	1/2" rod x 15"L.	5	10.91

Security Trucks

- Punched metal construction allows visibility and air circulation.
- 3 point locking with provisions for padlock.
- Provides excellent security of valuable contents.

Features heavy 14 gauge base, top and back. Doors and sides are constructed of formed 14 gauge punched steel. Rolls on 6" x 2" phenolic bolt on casters, 2 swivel, 2 rigid. Gray powder coat finish. FOB Shipping Point.

SECURITY TRUCKS			
Product No.	Size W x D x H	Wt. (lbs.)	Price Ea.
HHTL-3660-DD-95	60 x 36 x 54"	365	\$863.69
HHTL-3672-DD-95	72 x 36 x 54"	370	909.18
HHTL-4474-DD-95	74 x 44 x 54"	390	1,031.39



HHTL-3672-DD-95

Mobile Shop Desks

- Easy mobility and durable construction features.
- FOB Shipping Point.

HMSD-2023...features a sliding drawer with cylinder lock and compartments for storing pen, pencils and more. Lip at base of work surface keeps items from falling off the sloped top. Rolls on 4-3" rubber swivel plug-in casters. Gray powder coat finish. Shipped assembled and ready for use.

HFED-2023-95...features 2 sliding drawers with compartments for storing pen, pencils and more. Lower storage compartment has a single point locking handle. 2 keys are provided. Lip at base of work surface keeps items from falling off sloped top. Rolls on 4 - 3" rubber swivel plug-in casters. Gray powder coat finish. Minimal assembly required.

HPSD-2430-4-D-95...features a sliding drawer with cylinder lock. Top shelf has front lip bent down with sides and back bent up. Center and bottom shelves have all side lips bent up to prevent items from falling off. Rolls on 5 x 1 1/2" polyurethane casters (2 rigid, 2 swivel). Gray powder coat finish.



HMSD-2023-95



HFED-2023-95



HPSD-2430-4-D-95

MOBILE SHOP DESKS				
Product No.	Cap. (lbs.)	Size W x D x H	Wt. (lbs.)	Price Ea.
HMSD-2023-95	500	23 x 20 x 51"	83	\$338.64
HFED-2023-95	500	23 x 20 x 51"	120	449.67
HPSD-2430-4-D-95	1200	30 x 24 x 54"	73	404.52



Louvered Panel & Pegboard A-Frame Trucks

- 2,000 lbs. total capacity.
- Louvered panels accommodate all sizes of Hook-On Bins® (bins sold separately).

Versatile and mobile trucks are perfect for any environment. Frame is made from 1 1/2" angle iron with 16 gauge louvered panels and 16 gauge steel pegboard welded to opposite sides of the truck. Pegboard holes are punched on 1" centers and accommodate standard peg hooks (pegboard hooks sold separately). Deck is 12 gauge steel with reinforced channels underneath and sits 8" above the floor. 1 1/2" lip on deck prevents parts from falling off during transport. Heavy duty handle makes transport easy. Truck comes with 6 x 2" phenolic casters - 2 rigid and 2 swivel with side brakes. Available in Gray powder coat finish. Overall size 48W" x 30D" x 57H". Ships fully assembled. FOB Shipping Point.

LOUVERED PANEL AND PEGBOARD A-FRAME TRUCKS			
Product No.	Description	Wt. (lbs.)	Price Ea.
HAF-3048-PB-95	Pegboard on Both Sides	230	\$473.24
HAF-3048-PBLP-95	Louvered Panels & Pegboard on Opposite Sides	230	473.24
HAF-3048-PBLP-BS-95	Louvered Panels & Pegboard Both on Each Side	230	473.24
HAF-3048-LP-95	Louvered Panels on Both Sides	230	473.24

MOBILE CARTS & TRUCKS

**RUGGED,
HEAVY-DUTY**
construction
features.

Mobile Shelf Trucks

- Maximum storage space for high volume work.
- Rugged, heavy-duty construction features.

Rolls loads of parts, supplies, cartons, packages right to the job site. Features 1 – 18 ga. bottom tray shelf and 4 – 20 ga. shelves. Designed to support loads up to 1000 lbs. Includes convenient push handle for increased maneuverability. Rolls easily on 5" x 1 1/4" casters – 2 rigid, 2 swivel. Gray baked-on enamel finish. FOB Shipping Point.

Open Type......features open sides for complete and free access.

Closed Sides Type......includes 2 end sides for added protection of contents during transport.

Closed-sides/Back Type......3 sided enclosure for maximum protection of loads. Ideal for small parts transfer.

Product No.	OPEN TYPE UNIT		Wt. (lbs.)	Price Ea.
	Size	W x D x H		
HMST1836	18 x 36 x 57"		68	\$173.32
HMST1842	18 x 42 x 57"		82	182.91
HMST1848	18 x 48 x 57"		84	189.76
HMST2436	24 x 36 x 57"		82	185.54
HMST2442	24 x 42 x 57"		91	194.55
HMST2448	24 x 48 x 57"		100	208.86
CLOSED SIDES UNIT				
HMST1836CS	18 x 36 x 57"		83	204.81
HMST1842CS	18 x 42 x 57"		97	214.42
HMST1848CS	18 x 48 x 57"		99	221.27
HMST2436CS	24 x 36 x 57"		101	224.16
HMST2442CS	24 x 42 x 57"		110	233.15
HMST2448CS	24 x 48 x 57"		119	247.43
CLOSED-SIDES/BACK UNIT				
HMST1836CSB	18 x 36 x 57"		98	213.93
HMST1842CSB	18 x 42 x 57"		114	226.44
HMST1848CSB	18 x 48 x 57"		118	236.80
HMST2436CSB	24 x 36 x 57"		116	233.22
HMST2442CSB	24 x 42 x 57"		127	245.12
HMST2448CSB	24 x 48 x 57"		138	262.98



Tray Shelf TRUCK

- Tray shelves keep small parts and supplies secure during transport.
- Comes complete with 5 – 18 ga. tray shelves.

Shelves features a 2 1/4" lip to keep parts in place. Designed to support loads up to 1000 lbs. Includes convenient push handle for increased maneuverability. Rolls easily on 5" x 1 1/4" casters – 2 rigid, 2 swivel. Gray baked-on enamel finish. FOB Shipping Point.



Product No.	TRAY SHELF CART		Wt. (lbs.)	Price Ea.
	Size	W x D x H		
HMST1836TS	18 x 36 x 57"		75	\$197.85
HMST1842TS	18 x 42 x 57"		101	214.60
HMST1848TS	18 x 48 x 57"		105	226.88
HMST2436TS	24 x 36 x 57"		106	228.92
HMST2442TS	24 x 42 x 57"		118	241.66
HMST2448TS	24 x 48 x 57"		124	261.87



Plus applicable steel surcharge on entire page.

Economy Service Cart

- Easy rolling cart supports loads up to 500 lbs.
- Exclusive rail steel corner angles for rigid, strong assembly.

This handy and rugged cart is ideal for stockpicking, order deliver, mail room work, or as a maintenance cart. Features 22 ga. tray shelves with 3" lip. Rolls easily on 5" x 1 1/4" casters – 2 rigid, 2 swivel. Gray baked-on enamel finish. FOB Shipping Point.



Product No.	ECONOMY CART		Wt. (lbs.)	Price Ea.
	No. Shelves	Size W x D x H		
HESC1630-2	2	16 x 30 x 32"	30	\$77.99
HESC1630-3	3	16 x 30 x 32"	37	94.23
HESC1630-4	4	16 x 30 x 32"	44	110.47
HESC2436-2	2	24 x 36 x 32"	40	89.47
HESC2436-3	3	24 x 36 x 32"	51	111.30
HESC2436-4	4	24 x 36 x 32"	62	133.16

Product No.	HEAVY DUTY CART		Wt. (lbs.)	Price Ea.
	No. Shelves	Size W x D x H		
HSC1630-2	2	16 x 30 x 35"	36	\$106.97
HSC1630-3	3	16 x 30 x 35"	45	124.76
HSC1630-4	4	16 x 30 x 35"	54	142.53
HSC1836-2	2	18 x 36 x 35"	40	124.13
HSC1836-3	3	18 x 36 x 35"	50	143.30
HSC1836-4	4	18 x 36 x 35"	60	162.44
HSC2436-2	2	24 x 36 x 35"	50	134.30
HSC2436-3	3	24 x 36 x 35"	67	158.78
HSC2436-4	4	24 x 36 x 35"	84	183.23
HSC2448-2	2	24 x 48 x 35"	56	150.42
HSC2448-3	3	24 x 48 x 35"	76	182.94
HSC2448-4	4	24 x 48 x 35"	96	215.45

Bin Divider TRUCK

- Divide and separate parts and supplies.
- Includes 4 bin dividers.

Helps keep contents organized for ready retrieval. Enclosed on sides and back for added security and protection. Designed to support loads up to 1000 lbs. Includes convenient push handle for increased maneuverability. Rolls easily on 5" x 1 1/4" casters – 2 rigid, 2 swivel. Gray baked-on enamel finish. FOB Shipping Point.



Product No.	BIN DIVIDER CART		Wt. (lbs.)	Price Ea.
	Size	W x D x H		
HMST1836BD	18 x 36 x 57"		103	\$241.47
HMST1842BD	18 x 42 x 57"		119	253.97
HMST1848BD	18 x 48 x 57"		123	264.34
HMST2436BD	24 x 36 x 57"		122	268.46
HMST2442BD	24 x 42 x 57"		133	290.98
HMST2448BD	24 x 48 x 57"		144	298.13

Heavy Duty Cart

- Built for super-heavy work loads – supports loads to 1000 lbs.
- Exclusive rail steel corner angles for rigid, strong assembly.

Industrial-grade construction features for extra supporting power. Features 18 ga. tray shelves with 2 1/4" lip. Rolls easily on 5" x 1 1/4" casters – 2 rigid, 2 swivel. Gray baked-on enamel finish. FOB Shipping Point.

MOBILE CARTS & DESKS

Heavy Industrial Carts

- Durable service, easy mobility for parts and package delivery.

Designed for everyday heavy duty use. Trays have 3/4" flanges to prevent contents from sliding off. Trays are reversible for a smooth work surface. Complete with convenient push handle. Easily rolls on 5" solid rubber wheels (2 rigid, 2 swivel). Gray finish. FOB Shipping Point.

Product No.	Cap. (lbs.)	No. of Trays	Overall Size L x D x H	Wt. (lbs.)	Price Ea.
H740-1630-2	750	2	30 x 16 x 32"	38	\$98.03
H740-1630-3	750	3	30 x 16 x 32"	48	122.79
H740-2436-2	750	2	36 x 24 x 32"	52	115.94
H740-2436-3	750	3	36 x 24 x 32"	67	146.78

Designed for **EVERYDAY** HEAVY DUTY USE.



Industrial Shelf Truck

- This truck hauls a heavy load around your warehouse or plant.
- Heavy gauge shelves for strength and durability.

Exclusive ribbed formed base shelf increases carrying capacity. Heavy 13 ga. posts allow 1" shelf adjustment. Convenient push handle for fingertip control. Easy rolling on 5" solid rubber casters (2 swivel, 2 rigid). Available in open, closed ends or closed types. Gray finish. Available in 3 styles. FOB Shipping Point.



Product No.	No. of Trays	A) OPEN TYPE		
		Overall Size L x D x H	Wt. (lbs.)	Price Ea.
H571-3618	4	36 x 18 x 57"	83	\$181.02
H571-3624	4	36 x 24 x 57"	97	212.73
H571-4818	4	48 x 18 x 57"	98	213.82
H571-4824	4	48 x 24 x 57"	116	236.13
B) CLOSED ENDS				
H572-3618	4	36 x 18 x 57"	90	208.63
H572-3624	4	36 x 24 x 57"	110	229.38
H572-4818	4	48 x 18 x 57"	108	225.57
H572-4824	4	48 x 24 x 57"	129	252.76
C) CLOSED TYPE				
H573-3618	4	36 x 18 x 57"	104	221.69
H573-3624	4	36 x 24 x 57"	121	242.43
H573-4818	4	48 x 18 x 57"	124	246.00
H573-4824	4	48 x 24 x 57"	145	273.19

Industrial Shop Desks

- A) Open Style Desk
Features roomy drawer 24"W. x 22"D. x 4"H. and supplied with a cylinder lock. Measures 36"W. x 25"D. x 43"H. (front) 51" high (back). Gray finish. Shipped KD. **H400** Wt. 85 (lbs.) Price Ea. **\$257.15**
- B) Cabinet Style
Same features as above, but fully enclosed desk provides extra space and added security. Heavy duty all welded construction. Roomy locking drawer measures 24"W. x 22"D. x 4"H. Large cabinet with easily adjustable shelf, three point locking handle with full piano hinges. Measures 36"W. x 25"D. x 43"H. (front) 51" (rear). Gray finish. FOB Shipping Point. **H409** Wt. 158 (lbs.) Price Ea. **\$427.31**
- C) Portable Cabinet Desk
Same as above but with 4-5" solid rubber casters, all swivel with brakes. Gray finish. FOB Shipping Point. **H409-C** Wt. 170 (lbs.) Price Ea. **\$503.86**



ALL-WELDED CARTS & TRUCKS



The Merchandise Collector

- Designed especially for order picking, stocking or delivery work.
- Available with flush shelves or with 1/2" retaining lip.

Completely welded to form a solid unit, this 12 ga. steel cart stands up to hard punishment. Mold-on rubber wheels are quiet and tough. 2400 lb. cap. model is available with floor lock to hold cart in place when at rest. FOB Shipping Point.



HGL-2448-8MRFL
Shown with Floor Locks

Lip Up Shelves Product No.	Flush Shelves Product No.	Cap. (lbs.)	Shelf Size W x L	Wheel Size	Wt. (lbs.)	Price Ea.
HGL-2436-6MR	HG-2436-6MR	2000	24 x 36"	6 x 2"	120	\$290.15
HGL-2448-6MR	HG-2448-6MR	2000	24 x 48"	6 x 2"	145	324.18
HGL-3048-6MR	HG-3048-6MR	2000	30 x 48"	6 x 2"	163	358.21
HGL-3060-6MR	HG-3060-6MR	2000	30 x 60"	6 x 2"	189	402.99
HGL-2436-8MR	HG-2436-8MR	2400	24 x 36"	8 x 2"	128	308.06
HGL-2448-8MR	HG-2448-8MR	2400	24 x 48"	8 x 2"	153	342.09
HGL-3048-8MR	HG-3048-8MR	2400	30 x 48"	8 x 2"	171	376.12
HGL-3060-8MR	HG-3060-8MR	2400	30 x 60"	8 x 2"	197	420.90

WITH FLOOR LOCKS

HGL-2436-8MRFL	HG-2436-8MRFL	2400	24 x 36"	8 x 2"	135	351.04
HGL-2448-8MRFL	HG-2448-8MRFL	2400	24 x 48"	8 x 2"	160	385.07
HGL-3048-8MRFL	HG-3048-8MRFL	2400	30 x 48"	8 x 2"	178	419.10
HGL-3060-8MRFL	HG-3060-8MRFL	2400	30 x 60"	8 x 2"	204	463.88

5000 LBS.
Capacity



Extra Heavy Duty Shelf Truck

- Transport packages, supplies and parts easily and smoothly.
- Features extra reinforcement for heavier capacities.

Easy mobility with durability. All welded construction features 12 ga. steel flush shelves extra reinforcements. Handles loads up to 5000 lbs. Top shelf is 36" above ground with 23" clearance between shelves. Heavy service on 8" phenolic casters. Choose from standard 2 swivel, 2 rigid casters or 4 swivel with brakes and position locks. FOB Shipping Point.

STANDARD 2 SWIVEL, 2 RIGID				DELUXE 4 SWIVEL - 2 BRAKES, 2 POSITION LOCKS			
Deck Size W x L	Product No.	Wt. (lbs.)	Price Ea.	Product No.	Wt. (lbs.)	Price Ea.	
24 x 36"	HGH-8V2-1	160	\$433.43	HGH-8V2-1BKPL	169	\$494.33	
24 x 48"	HGH-8V2-2	175	472.84	HGH-8V2-2BKPL	184	533.73	
30 x 48"	HGH-8V2-5	193	510.45	HGH-8V2-5BKPL	202	571.34	
30 x 60"	HGH-8V2-4	219	546.27	HGH-8V2-4BKPL	228	607.16	
36 x 72"	HGH-8V2-6	280	669.85	HGH-8V2-6BKPL	289	730.75	

Multi-Shelf Transport Trucks

- Designed and built to handle loads up to 3600 lbs.
- Rugged 12 ga. shelves handle the heaviest of loads.

Shelves are available with flush edges or with 1/2" retaining lip. Rolls on 2 swivel, 2 rigid casters with 6" x 2" hard tread phenolic wheels for added maneuverability under heavy loads. Swivel casters have wheel brakes to stop unwanted movement when loading and unloading. 36" overall height. FOB Shipping Point.



Lip Up Shelves Product No.	Lip Down Flush Shelves Product No.	No. Shelves	Shelf Size W x L	Wt. (lbs.)	Price Ea.
H2GL-2436-6PHBK	H2G-2436-6PHBK	2	24 x 36"	112	\$304.48
H2GL-2448-6PHBK	H2G-2448-6PHBK	2	24 x 48"	138	345.67
H3GL-2436-6PHBK	H3G-2436-6PHBK	3	24 x 36"	156	352.84
H3GL-2448-6PHBK	H3G-2448-6PHBK	3	24 x 48"	185	405.67

Deep Tray Truck

- Shelves are formed into 3", 6" or 12" deep trays for parts and supplies storage.
- Made of rugged 12 ga. steel.

Extra deep tray cart to contain parts, packages or inventory. Smooth rolling on 5" x 1 1/2" or 6" x 2" polyurethane casters -- 2 swivel, 2 rigid. 3600 lb. models feature extra reinforcement. FOB Shipping Point.



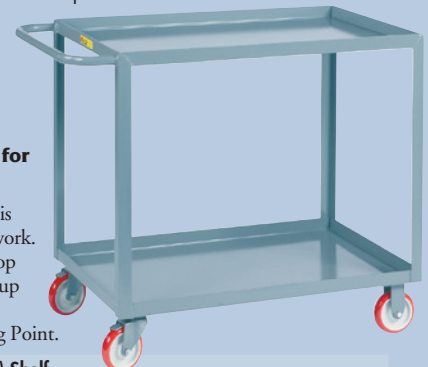
Product No.	Cap. (lbs.)	Shelf Size W x L	Wheel Size	Tray Depth	Wt. (lbs.)	Price Ea.
HDS1830X3-5PY	1200	18 x 30"	5"	3"	71	\$216.72
HDS2436X3-5PY	1200	24 x 36"	5"	3"	95	250.75
HDS1830X6-5PY	1200	18 x 30"	5"	6"	87	254.33
HDS2436X6-5PY	1200	24 x 36"	5"	6"	116	304.48
HDS1830X3-6PY	3600	18 x 30"	6"	3"	81	284.78
HDS2436X3-6PY	3600	24 x 36"	6"	3"	105	326.87
HDS2448X3-6PY	3600	24 x 48"	6"	3"	132	363.58
HDS1830X6-6PY	3600	18 x 30"	6"	6"	97	322.39
HDS2436X6-6PY	3600	24 x 36"	6"	6"	126	376.12
HDS2448X6-6PY	3600	24 x 48"	6"	6"	157	435.22
HDS1830X12-6PY	3600	18 x 30"	6"	12"	101	331.34
HDS2436X12-6PY	3600	24 x 36"	6"	12"	132	383.28

* top shelf only 12" deep / bottom shelf 1 1/2" deep.

Welded Service Carts

- An affordable shelf truck for medium-duty applications.
- Bottom shelf has retaining lip for small parts.

This all welded 12 ga. steel shelf truck is shipped fully assembled and ready to work. Easily handles loads up to 1200 lbs. Top shelf is 35"H. and is available with lip up or down. Rolls on non-marking 5" polyurethane casters. FOB Shipping Point.



Top Shelf Lip Up Product No.	Top (& Center) Shelf Lip Down Product No.	Shelf Size W x L	Wt. (lbs.)	Price Ea.
2 Shelf (25" Shelf Clearance)				
HLGL-1832-BRK	HILG-1832-BRK	18 x 32"	65	\$191.64
HLGL-2436-BRK	HILG-2436-BRK	24 x 36"	84	214.93
HLGL-2448-BRK	HILG-2448-BRK	24 x 48"	103	243.58
HLGL-3048-BRK	HILG-3048-BRK	30 x 48"	125	277.61
3 Shelf (11 1/4" Shelf Clearance)				
H3LGL-1832-BRK	H3LG-1832-BRK	18 x 32"	87	243.58
H3LGL-2436-BRK	H3LG-2436-BRK	24 x 36"	115	279.40
H3LGL-2448-BRK	H3LG-2448-BRK	24 x 48"	150	324.18
H3LGL-3048-BRK	H3LG-3048-BRK	30 x 48"	177	377.91

SPECIALITY TRUCKS



HGL-2448-10SR
Lip Edge Shelves with
10" wheels



HG-2436-9PM
Flush Shelves with
Non-Slip Vinyl Surfaces

"Cushion Load" Shelf Trucks

• Welded Steel Construction.

1200 lbs. capacity with 9" pneumatic casters for maximum cushion, or 1500 lbs. capacity with 10" puncture-proof solid rubber wheels. Available with 1½" lip edge or flush edge shelves with smooth or non-slip vinyl surfaces. Gray powder coat finish. FOB Shipping Point.

"CUSHION LOAD" SHELF TRUCKS					
Lip Edge Shelves Product No.	Flush Shelves Product No.	Size W x L	Cap. (lbs.)	Wt. (lbs.)	Price Ea
9" PNEUMATIC CASTERS, WITH SMOOTH STEEL SHELF SURFACES					
HGL-2436-9P	HG-2436-9P	24 x 36"	1200	95	\$317.01
HGL-2448-9P	HG-2448-9P	24 x 48"	1200	109	347.46
9" PNEUMATIC CASTERS, WITH NON-SLIP VINYL SHELF SURFACES					
HGL-2436-9PM	HG-2436-9PM	24 x 36"	1200	99	379.70
HGL-2448-9PM	HG-2448-9PM	24 x 48"	1200	113	417.31
10" SOLID RUBBER CASTERS, WITH SMOOTH STEEL SHELF SURFACES					
HGL-2436-10SR	HG-2436-10SR	24 x 36"	1500	104	351.04
HGL-2448-10SR	HG-2448-10SR	24 x 48"	1500	118	390.45

Mobile Instrument Cart

- Ideally suited for transporting delicate or sensitive equipment.
- Non-marking full perimeter bumper protects walls and doors.

Shelves have non-slip vinyl top surfaces, and top shelf is non-conductive wood composite. Electrically Wired Work Center includes locking drawer, wheel brakes, and 15 amp Power Strip with 15 ft. cord, 6 outlets and circuit breaker. Gray powder coated finish. FOB Shipping Point.



Adjustable Height Shelf Truck

• 1200 lb. capacity.

Top Deck height is adjustable from 25" up to 33". Bottom shelf has 1½" retaining lip. Top shelf has a flush edge. Clearance between shelves is from 15" to 23". Comes with 5" polyurethane wheels, 2 swivel casters with wheel brakes and 2 rigid casters. FOB Shipping Point.



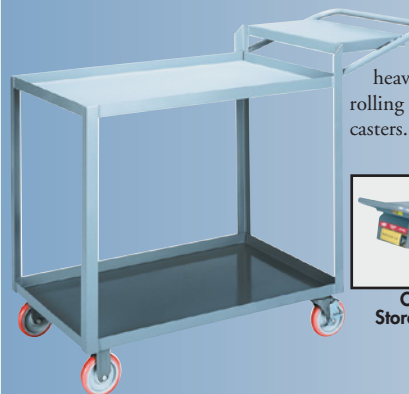
Product No.	Shelf Size	Wt. (lbs.)	Price Ea.
HLK2436-5PYBKAH	24 x 36"	89	\$286.57
HLK2448-5PYBKAH	24 x 48"	108	315.22
HLK3048-5PYBKAH	30 x 48"	139	349.25
HLK3060-5PYBKAH	30 x 60"	168	385.07

Product No.	Caster Type	Wheel Type	Top Shelf W x L x H	Wt. (lbs.)	Price Ea.
Electrically Wired Work Center w/Power Strip, Lockable Drawer & Wheel Brakes, (shown)					
HMIC-8BK-PSDR	2 swivel & 2 rigid	9" Pneumatic	22 x 36 x 35"	113	\$573.13
HMIC-5BK-PSDR	4 swivel	5" Polyurethane	22 x 36 x 35"	105	478.21
STANDARD INSTRUMENT CART (NOT SHOWN)					
HMIC-2436	2 swivel & 2 rigid	9" Pneumatic	22 x 36 x 35"	90	394.03
HMIC-2436-5	4 swivel	5" Polyurethane	22 x 36 x 35"	82	313.43

Order Picking Truck

- Easy rolling medium-duty all welded truck is the perfect answer for efficient order picking or stocking.
- Features convenient 12 x 24" writing surface.

Made from tough 12 ga. steel -- bottom shelf lip up and top shelf available in lip up or flush. Handles heavy loads up to 1200 lbs. Smooth rolling on 5" non-marking polyurethane casters. FOB Shipping Point.



Optional Storage Pocket



Optional Locking Storage Drawer

TOP SHELF LIP DOWN Product No.	TOP SHELF LIP UP Product No.	Shelf Size	Wt. (lbs.)	Price Ea.
HGL-2436-WSBRK	HLGL-2436-WSBRK	24 x 36"	101	\$250.75
HGL-2448-WSBRK	HLGL-2448-WSBRK	24 x 48"	120	279.40
with Storage Pocket (see inset photo)				
HGL-2436-WSBK-DR	HLGL-2436-WSBK-DR	24 x 36"	111	281.19
HGL-2448-WSBK-DR	HLGL-2448-WSBK-DR	24 x 48"	130	309.85
with Optional 13"W x 17"D x 4½" H Locking Storage Drawer (see inset photo)				
HGL-2436-WS-P-BK	HLGL-2436-WS-P-BK	24 x 36"	116	358.21
HGL-2448-WS-P-BK	HLGL-2448-WS-P-BK	24 x 48"	142	386.87

Ergonomic Shelf Truck



- Ergonomic handle provides a more natural, comfortable grip.
- Reduces wrist strain, yet allows for one-handed control.

All welded construction with heavy 12ga. shelves. Ships fully assembled and ready for use. Non-marking polyurethane wheels (2 swivel, 2 rigid) provides the best combination of reduced rolling resistance and quiet operation. Wheel brakes on swivel casters standard. FOB Shipping Point.

8" x 2" POLYURETHANE WHEELS						
Shelf Size	Cap. (lbs.)	Top Shelf Hgt.	Wt. (lbs.)	LIP SHELVES Product No.	FLUSH SHELVES Product No.	Price Ea.
24 x 36"	3600	35"	112	HERGL-2436-8PYBK	HERG-2436-8PYBK	\$349.25
24 x 48"	3600	35"	137	HERGL-2448-8PYBK	HERG-2448-8PYBK	388.66
30 x 48"	3600	35"	155	HERGL-3048-8PYBK	HERG-3048-8PYBK	426.27
30 x 60"	3600	35"	181	HERGL-3060-8PYBK	HERG-3060-8PYBK	476.42
5" POLYURETHANE WHEELS						
Shelf Size	Cap. (lbs.)	Top Shelf Hgt.	Wt. (lbs.)	LIP SHELVES Product No.	FLUSH TOP BOTTOM LIP UP Product No.	Price Ea.
24 x 36"	1200	35"	85	HERLGL-2436-BRK	HERLG-2436-BRK	243.58
24 x 48"	1200	35"	104	HERLGL-2448-BRK	HERLG-2448-BRK	274.03
30 x 48"	1200	35"	126	HERLGL-3048-BRK	HERLG-3048-BRK	309.85

SUPPLY TRUCKS



3-Sided Trucks

- Strong 12 ga. steel shelves support loads up to 2000 lbs.

Enclosed sides are 48" H. above the deck in sturdy 1 1/2" angle iron corners and top trim. Mesh sides are 13 ga. flattened expanded metal. Rolls on 6" x 2" mold-on rubber casters (2 swivel, 2 rigid). Overall height 57". Standard Gray finish. Optional colors available -- contact dealer. FOB Shipping Point.

Product No.	Deck Size W x L	Wt. (lbs.)	Price Ea.
DECK ONLY - NO UPPER SHELVES			
HT1-2448-6MR	24 x 48"	147	\$397.61
HT1-2460-6MR	24 x 60"	163	433.43
HT1-3048-6MR	30 x 48"	165	433.43
HT1-3060-6MR	30 x 60"	182	467.46
DECK & 1 FIXED UPPER SHELF (22 1/2" CLEARANCE)			
HT2-2448-6MR	24 x 48"	165	463.88
HT2-2460-6MR	24 x 60"	190	503.28
HT2-3048-6MR	30 x 48"	192	508.66
HT2-3060-6MR	30 x 60"	221	557.01
DECK & 2 FIXED UPPER SHELVES (15" CLEARANCE)			
HT3-2448-6MR	24 x 48"	211	530.15
HT3-2460-6MR	24 x 60"	242	583.88
HT3-3048-6MR	30 x 48"	243	598.21
HT3-3060-6MR	30 x 60"	285	662.69
DECK & 1 ADJUSTABLE UPPER SHELF (ADJ. ON 3 1/2" CENTERS)			
HT2-A-2448-6MR	24 x 48"	203	571.34
HT2-A-2460-6MR	24 x 60"	228	610.75
HT2-A-3048-6MR	30 x 48"	230	616.12
HT2-A-3060-6MR	30 x 60"	259	664.48



Model HT3-3060-6MR
3 Shelf w/ Mesh Sides



With 1 Adjustable Upper Shelf



Open Cage Truck

- Move big, bulky loads easily and smoothly.
- Rigid, superior construction features.

The perfect truck for pick-up and delivery of large packages or boxes. Sides are constructed of rugged 1" dia., 14 ga. round steel tubing on approx. 8" spacing and extends 48" above the steel deck. Rolls on 2 swivel and 2 rigid non-marking polyurethane tread 6" x 2" casters. FOB Shipping Point.

Product No.	Deck Size	Wt. (lbs.)	Price Ea.
POLYURETHANE WHEELS 3600 LB. CAPACITY			
HOT2436-6PPY	24 x 36"	108	\$394.03
HOT2448-6PPY	24 x 48"	126	420.90
HOT2460-6PPY	24 x 60"	143	449.55
HOT3048-6PPY	30 x 48"	139	453.13
HOT3060-6PPY	30 x 60"	157	485.37



Open Cage Truck

Removable Drop-Gate Truck

- Expanded metal sides provide visibility and airflow.
- 8 x 2" mold-on rubber casters.

Half "Drop-Gate" converts 3-sided bulk truck into 4-sided box truck. Panel is hinged in the center so it can easily be lowered for better access when loading or unloading. 2400 lbs. capacity. 36" interior height. FOB Shipping Point.



Shown with optional removable "Drop-Gate" panel attached in open position.



Shown with "Drop-Gate" removed.

Product No.	Size W x L	Wt. (lbs.)	Price Ea.
HCARD-2448-8MR	24 x 48"	168	\$596.42
HCARD-2460-8MR	24 x 60"	193	626.87
HCARD-3048-8MR	30 x 48"	188	626.87
HCARD-3060-8MR	30 x 60"	208	662.69

3-Sided Raised Deck Trucks

- 12 gauge steel deck.
- Polyurethane casters, 2 swivel, 2 rigid.

12 gauge steel deck is 20" high to minimize bending. 20" high sides of 14 gauge sheet or expanded metal. Hinged drop-gate models have spring latches to secure gate in upright position. FOB Shipping Point.



Expanded Metal with Drop-Gate



3 Sided Truck



Solid Sides with Drop-Gate Closed

3-SIDED TRUCKS (5 x 1 1/4" Casters, 1200-lbs. Cap.)						
SOLID STEEL SIDES			EXPANDED METAL SIDES			
Deck Size D x W	Product No.	Wt. (lbs.)	Price Ea.	Product No.	Wt. (lbs.)	Price Ea.
18 x 32"	HRP3S-1832-5PY	94	\$259.70	HRP3X-1832-5PY	73	\$281.19
24 x 36"	HRP3S-2436-5PY	114	295.52	HRP3X-2436-5PY	93	308.06
24 x 48"	HRP3S-2448-5PY	134	340.30	HRP3X-2448-5PY	120	331.34

TRUCKS WITH HINGED DROP-GATE (6" Casters, 2000-lbs. Cap.)						
SOLID STEEL SIDES			EXPANDED METAL SIDES			
Deck Size D x W	Product No.	Wt. (lbs.)	Price Ea.	Product No.	Wt. (lbs.)	Price Ea.
24 x 36"	HRPDS-2436-6PY	143	\$445.97	HRPDX-2436-6PY	110	\$471.04
24 x 48"	HRPDS-2448-6PY	154	499.70	HRPDX-2448-6PY	124	499.70
30 x 48"	HRPDS-3048-6PY	195	519.40	HRPDX-3048-6PY	156	531.94

TRUCKS & MOBILE STORAGE BINS



Pegboard A-Frame Trucks

- 1200 lbs. capacity.

Double-sided 16 ga. pegboard, Pegboard extends 48" high above the base. Rolls on 5" polyurethane casters, 2 swivel and 2 rigid. All welded construction for long lasting durability. Durable powder coat finish. FOB Shipping Point.



HAFPB-2448-5PY
(Bins and tools not included)

PEGBOARD A-FRAME TRUCKS				
Product No.	Size W x L	Wt. (lbs.)	Price Ea.	
HAFPB-2436-5PY	24 x 36"	159	\$402.99	
HAFPB-2448-5PY	24 x 48"	192	474.63	
HAFPB-2460-5PY	24 x 60"	210	519.40	

Industrial Duty Security Truck

- Diamond shaped opening provide security and visibility.
- All-welded steel construction delivers years of enduring service.

Allows good visibility and air circulation. All-welded construction handles loads up to 2,000 lbs. Double hinged doors swing open a full 270° back to the sides and out of the way. Includes padlockable hasp. Overall height is 56". Rolls smoothly on 6" x 2" phenolic casters – 2 swivel, 2 rigid. Available with fixed center shelf or adjustable/removable shelf that adjusts on 3½" increments. FOB Shipping Point.



Industrial Duty Security Truck

INDUSTRIAL DUTY SECURITY TRUCK					
		1 FIXED CENTER SHELF		1 ADJUSTABLE CENTER SHELF	
Inside Dimensions W x D x H	Product No.	Wt. (lbs.)	Price Ea.	Product No.	Price Ea.
24 x 48 x 48"	HSC-2448-6PH	216	\$762.99	HSC-A-2448-6PH	246 \$870.45
24 x 60 x 48"	HSC-2460-6PH	247	868.66	HSC-A-2460-6PH	277 976.12
30 x 48 x 48"	HSC-3048-6PH	230	820.30	HSC-A-3048-6PH	260 927.76
30 x 60 x 48"	HSC-3060-6PH	275	909.85	HSC-A-3060-6PH	305 1,017.31

Welded Steel Mobile Storage Bins

- Heavy-duty all-welded 12 gauge steel construction for rugged durability.

Four swivel casters with hard tread phenolic wheels for ease of movement. Mobile units allow you to bring the parts to the workspace and be repositioned with changing requirements. Overall size is 32"W x 20"D. x 45½"H. 800 lbs. capacity per tier. 2400 lbs. overall capacity. FOB Shipping Point.



HMS2-1532-6PH



HMS4-1532-6PH

WELDED STEEL MOBILE STORAGE BINS					
Product No.	Total Openings	Openings Per Level	Opening Size W x D x H	Wt. (lbs.)	Price Ea.
HMS1-1532-6PH	3	1	32 x 15 x 12½"	210	\$585.67
HMS2-1532-6PH	6	2	16 x 15 x 12½"	217	626.87
HMS3-1532-6PH	9	3	10½ x 15 x 12½"	235	689.55
HMS4-1532-6PH	12	4	8 x 15 x 12½"	252	750.45

Adjust-A-Tray Truck

- 2000 lbs. capacity.

Slotted uprights accept your choice of optional hook-on trays, shelves, or pegboard panels. Rolls smoothly on 6 x 2" phenolic casters, 2 swivel and 2 rigid. Available single or double sided. Optional accessories include Trays, Shelves and Pegboard Panels. Order truck and accessories separately. FOB Shipping Point.




HAFS-3640-6PH
Double Sided Truck with Pegboard, Tray & Shelves.
(Bins and tools not included)

ADJUST-A-TRAY A-FRAME TRUCKS (TRAYS NOT INCLUDED)				
Product No.	A-Frame	Size W x D x H	Wt. (lbs.)	Price Ea.
HAFS-2440-6PH	Single Sided	40 x 24 x 67"	102	\$293.73
HAFS-3640-6PH	Double Sided	40 x 36 x 67"	122	329.55

Hook-On Accessories for Adjust-A-Tray Trucks

Trays: 6" high on 3 sides with drop-handles. Front side available with 1" lip, or flush edge. Shelf: Flush edge on 3 sides with lip at back. Pegboard Panel: 16 ga. Steel with holes on 1" centers.



HAF-SHELF-15-LU

HOOK-ON ACCESSORIES					
Product No.	Description	Size W x D x H	Max Per Frame Side	Wt. (lbs.)	Price Ea.
HAF-SHELF-15	Tray-Open Front	36 x 15 x 6"	5	33	\$85.97
HAF-SHELF-15-LU	Tray-1" Lip Front	36 x 15 x 6"	5	33	85.97
HAF-SHELF-FLUSH	Shelf	36 x 15 x 1"	16	20	62.69
HAF-PB	Pegboard Panel	36 x 1 x 24"	2	17	71.64

All-Welded Mobile Security Box Trucks

- Expanded metal sides for good visibility and air flow.

Solid steel bottom deck provides added durability. Side drop-gate with spring latches folds down allowing easier loading and unloading. Double hinged top cover features padlock hasp for secure storage. Overall height is 47". Rolls easily on 6 x 2" polyurethane casters, 2 swivel, 2 rigid. FOB Shipping Point.



HSB-2448-6PY



Shown Closed

ALL-WELDED MOBILE SECURITY BOX TRUCKS				
Product No.	Inside Dimensions W x D x H	Capacity (lbs)	Wt. (lbs)	Price Ea.
HSB-2448-6PY	48 x 24 x 36"	3600	173	\$644.78
HSB-2460-6PY	60 x 24 x 36"	3600	195	691.34
HSB-3048-6PY	48 x 30 x 36"	3600	196	702.09
HSB-3060-6PY	60 x 30 x 36"	3600	220	748.66

SPECIALITY TRUCKS



EXPANDED
metal construction
ensures visibility.

Tray SERVICE CART



- Ideal for rugged work around the warehouse or plant.
 - All welded for long life.
- Edges are 2" hemmed. Complete with tubular push handle. Rolls effortlessly on 2 swivel, 2 rigid casters. Comes with 12" deep tray. Gray finish. FOB Shipping Point.

Product No.	Overall Size W x L x H	Caster	Cap. (lbs.)	Wt. (lbs.)	Price Ea.
HR2T-5HR1830	18 x 30 x 32½"	5" Polyolefin	1800	92	\$487.53
HR2T-5HR2436	24 x 36 x 32½"	5" Polyolefin	1800	116	533.21
HR2T-5HR2448	24 x 48 x 35½"	5" Polyolefin	1800	135	563.36
HR2T-8MR2448	24 x 48 x 35½"	8" Mold-on Rubber	2200	156	586.49



Steel Box Trucks

- Deep 24" walls allow plenty of storage space for inventory, parts, supplies, packages and materials.
- Welded construction features provides superior strength and rigidity.

Smooth and easy rolling on 2 swivel, 2 rigid casters. Measures 30½" O.A.H., 24" I.D., 2" hemmed edges. Available with or without lids. F.O.B. Shipping Point.

Expanded Metal Box Trucks

- Expanded metal construction ensures visibility of contents and excellent air circulation for damp materials.
- Welded construction, 13 gauge expanded metal sides with solid bottom and angle iron frame, 2 swivel and 2 rigid casters, 31½" O.A.H., 25" I.D.
- Available with lid for safe enclosure of items. F.O.B. Shipping Point

Product No	Cap. (lbs.)	WITHOUT LIDS		Polyolefin Wheels	Wt. (lbs.)	Price Ea.
		Size W x L x H	Size W x L x H			
HR1B-5HRX-2436	1800	24 x 36 x 31½"	24 x 36 x 31½"	5 x 2"	90	\$507.21
HR1B-5HRX-2448	1800	24 x 48 x 31½"	24 x 48 x 31½"	5 x 2"	110	524.49
HR1B-5HRX-3036	1800	30 x 36 x 31½"	30 x 36 x 31½"	5 x 2"	100	531.70
HR1B-5HRX-3048	1800	30 x 48 x 31½"	30 x 48 x 31½"	5 x 2"	130	550.34
WITH LIDS						
HR1B-5HRX-L-2436	1800	24 x 36 x 32½"	24 x 36 x 32½"	5 x 2"	105	743.33
HR1B-5HRX-L-2448	1800	24 x 48 x 32½"	24 x 48 x 32½"	5 x 2"	125	770.82
HR1B-5HRX-L-3036	1800	30 x 36 x 32½"	30 x 36 x 32½"	5 x 2"	115	776.72
HR1B-5HRX-L-3048	1800	30 x 48 x 32½"	30 x 48 x 32½"	5 x 2"	145	806.79



Portable Table with Handle (shown w/ optional drawer)

Portable Table With Handle

- Durable table for pulling stock, assembly operations, supplies transfer or other heavy tasks.
- Welded steel frame construction with soft rubber casters for easy maneuverability.

These tables are shipped completely assembled and ready to work. Handles loads up to 800 lbs. Complete with push handle. Angle posts for added strength and rigidity. Optional drawer, writing shelf or rubber matting for shelves available -- please specify. Rugged 16 ga. construction. Features 2" hemmed lip. Shelf spacing -- 2 shelf 26", 3 shelf 12". Casters are 5" x 1¼" soft rubber swivel/rigid. Smooth Gray enamel finish resists wear. FOB Shipping Point.

Product No.	No. Shelves	PORTABLE TABLE		Wt. (lbs.)	Price Ea.
		Cap. (lbs.)	Size		
HRMD2ST5SR	2	800	24 x 36"	150	\$275.51
HRMD3ST5SR	3	800	24 x 36"	150	299.61

HRRM2436 Optional Rubber Matting 24 x 36" price Ea. \$40.75.

Add suffix for optional drawer or shelf.

-DR Optional Storage Drawer 15½ x 5½ x 16½" add \$142.92 to price.

-WS Optional Writing Shelf add \$55.23 to price.

Product No.	Capacity (lbs.)	WITHOUT LIDS		Wt. (lbs.)	Price Ea.
		Size W x L x H	Wheels Polyolefin		
HR1B-5HR-2436	1800	24 x 36 x 30½"	5 x 2"	110	\$359.40
HR1B-5HR-2448	1800	24 x 48 x 30½"	5 x 2"	130	388.65
HR1B-5HR-3036	1800	30 x 36 x 30½"	5 x 2"	120	376.84
HR1B-5HR-3048	1800	30 x 48 x 30½"	5 x 2"	150	408.27
WITH LIDS					
HR1B-5HR-L-2436	1800	24 x 36 x 31½"	5 x 2"	130	630.22
HR1B-5HR-L-2448	1800	24 x 48 x 31½"	5 x 2"	155	670.30
HR1B-5HR-L-3036	1800	30 x 36 x 31½"	5 x 2"	140	657.39
HR1B-5HR-L-3048	1800	30 x 48 x 31½"	5 x 2"	175	700.23

SHELF & MULTI-SHELF CARTS



Heavy-duty 13 ga. steel shelves.

Shelf & MULTI-SHELF CARTS

- Easy maneuvering carts are perfect for stock picking, inventory work or supplies transfer.
- Heavy duty construction features designed for daily hard work.

Welded steel cart rolls smoothly on long-wearing casters. Built to easily handle loads up to 2200 lbs. Swayback-style tubular push handle. (Models HR1S5HR and HR1S8MR have straight handles.) Choose from several caster options as well as rubber matting, writing shelf and drawers -- call for details. Shelves available Lips Up or Lips Down -- please specify. Standard Gray enamel finish for lasting durability. FOB Shipping Point.

Built to easily handle up to 2200 LBS.



Lips down on top shelf.

Standard gray enamel finish for lasting durability.



Longitudinal stiffeners support bottom shelf.

Lips up on bottom shelf.

Horizontal tubular push handle.

Product No.	No. Shelves	Cap. (lbs.)	Caster Type	Wt. (lbs.)	SHELF TRUCKS		Wt. (lbs.)	Price Ea.	Wt. (lbs.)	Price Ea.	Wt. (lbs.)	Price Ea.	Wt. (lbs.)	Price Ea.
					24 x 36"	24 x 48"								
HR1S8FP2	2	1200	8 x 2" Full Pneumatic	110	\$485.91	130	160	\$522.11	175	\$637.82	-	-	-	-
HR1S10FP2	2	1200	10 x 3.5" Full Pneumatic	135	454.53	145	170	523.84	185	558.40	-	-	-	-
HR1S5HR*	2	1800	5 x 2" Polyolefin	-	-	120	135	429.90	175	487.13	-	-	-	-
HR1S8MR*	2	2200	8 x 2" Moldon Rubber	110	371.06	140	155	407.28	195	522.95	-	-	-	-
MULTI-SHELF TRUCKS														
HR3S5SHR	3	1800	5 x 2" Polyolefin	120	414.43	160	180	537.49	235	599.08	-	-	-	-
HR4S5SHR	4	1800	5 x 2" Polyolefin	165	509.34	215	245	635.30	310	838.38	-	-	-	-
HR4S8MR	4	2200	8 x 2" Moldon Rubber	185	534.02	235	265	678.37	330	881.47	-	-	-	-
HR5S5SHR	5	1800	5 x 2" Polyolefin	195	614.86	255	290	755.52	370	836.62	440	\$1,076.12	-	-
HR5S8MR	5	2200	8 x 2" Moldon Rubber	215	651.30	275	300	791.24	360	879.63	475	1,194.10	-	-

Please specify shelf size when ordering.
*Straight handle.

Louvered Cart


- Available in two worktop sizes 48 x 24" and 36 x 18".
- Ships fully assembled.

Industrial grade mobile workstation with a welded-steel frame and steel reinforced butcher block work surface. Features two stationary shelves for AkroDrawers™. Made from 16 gauge steel with durable powder coated finish. Non-marking blue elastic rubber casters allow weight capacity of 800 lbs. Small cart has 4" casters; large cart has 5" casters. Ships fully assembled and ready to use. Has 2 rigid and 2 swivel casters with total lock brakes. AkroDrawers™ available in Red, Blue, Yellow, Gray or Crystal Clear -- please specify. FOB Shipping Point.

Product No.	Description	Cart Color	Qty. of Drawers	Drawer Size L x W x H	Wt. (lbs.)	Price Ea.
SMALL LOUVERED CART, 37"L x 18"W x 36"H						
HMA3618C	Cart, no Akro Drawers	Charcoal Gray	-	-	116	\$545.34
HMA3618P	Cart, no Akro Drawers	Putty	-	-	116	545.34
HMA3618C1	Cart w/31118 Akro Drawers	Charcoal Gray	6	11" x 8" x 4"	138	608.70
HMA3618P1	Cart w/31118 Akro Drawers	Putty	6	11" x 8" x 4"	138	608.70
HMA3618CAST	Cart w/31168 & 31188 Akro Drawers	Charcoal Gray	12	17" x 5 1/2" x 4 3/4"	132	658.29
HMA3618PAST	Cart w/31168 & 31188 Akro Drawers	Putty	12	17" x 5 1/2" x 4 3/4"	132	658.29
LARGE LOUVERED CART, 49"L x 24"W x 37 1/2"H						
HMA4824C	Cart, no Akro Drawers	Charcoal Gray	-	-	160	725.81
HMA4824P	Cart, no Akro Drawers	Putty	-	-	160	725.81
HMA4824C1	Cart w/31142 & 31162 Akro Drawers	Charcoal Gray	22	11" x 3 3/4" x 4 3/4"	193	908.90
HMA4824P1	Cart w/31142 & 31162 Akro Drawers	Putty	22	11" x 3 3/4" x 4 3/4"	193	908.90
HMA4824C2	Cart w/31142 & 31182 Akro Drawers	Charcoal Gray	22	11" x 5 1/2" x 4 3/4"	193	892.79
HMA4824P2	Cart w/31142 & 31182 Akro Drawers	Putty	22	11" x 3 3/4" x 4 3/4"	193	892.79
HMA4824C3	Cart w/31112 Akro Drawers	Charcoal Gray	16	11" x 11 1/2" x 4 3/4"	192	833.55
HMA4824P3	Cart w/31112 Akro Drawers	Putty	16	11" x 11 1/2" x 4 3/4"	192	833.55



HMA3618CAST



HMA4824C3

ALUMINUM PICKING & STORAGE SOLUTIONS

Lifetime guarantee against rust and corrosion and a five-year guarantee against workmanship and material defects.



Ladder Carts

- Extended push handle saves on shin injury.
 - Continuous grip handle with extended reach top bar.
 - All welded tube base frame.
- Heavy duty ladder cart for warehouse, stockroom, and shipping. Designed to hold up to 800 lb. capacity. Cart comes with 5" casters, 2 swivel and 2 rigid. Top shelf is 38"L. x 22"W. x 69½"H. FOB Shipping Point.

LADDER CARTS					
Product No.	Shelf Type	No. of Shelves	Shelf Clearance	Wt. (lbs.)	Price Ea.
H99640	Flat Top	2	21¾"	113	\$1,221.43
H99555	Flat Top	3	13½"	120	1,366.07
H50060	Lips All Sides	2	27¾"	113	1,221.43
H50061	Lips All Sides	3	12¾"	120	1,366.07



Order Picking Carts

Order Picking Carts & Platforms

- Designed for mobile or order picking use.
 - Pick, Put, Stage and Transfer.
 - Lightweight aluminum moves safely and efficiently.
- Order picker secures to 2" x 4" wood block
Order Picking Carts ship with two 30" deep shelves, additional shelves available. FOB Shipping Point.

ORDER PICKING CARTS AND PLATFORMS				
Product No.	Lift Type	Size W x D x H	Wt. (lbs.)	Price Ea.
H99664C	Crown	40" x 48" x 77"	410	\$3,148.07
H99664H	Hyster	40" x 48" x 78"	410	3,148.07
H99664R	Raymond	40" x 48" x 76"	410	3,148.07
H99664T	Toyota	40" x 48" x 76"	410	3,148.07
ADDITIONAL SHELVES				
H99664S15	N/A	36" x 15" x 1½"	15	168.43
H99664S30	N/A	36" x 30" x 1½"	30	230.14

Order Picking Raised Platforms

• Heavy duty aluminum construction.
Ergonomic raised platforms for easy loading and unloading. Lightweight and durable. Fork pockets are 4" x 6" x 1/4" wall tube. FOB Shipping Point.



Order Picking Raised Platform

ORDER PICKING RAISED PLATFORM				
Product No.	Lift Type	Size W x H x D	Wt. (lbs.)	Price Ea.
H99566	Universal	45" x 36" x 43½"	165	\$1,109.57
ORDER PICKING PLATFORM				
HPPR4048	Raymond	40" x 9½" x 48"	115	1,332.00
HPPH4048	Hyster	40" x 11¾" x 48"	120	1,332.00
HPPC4048	Crown	40" x 10¾" x 48"	120	1,332.00
HPPT4048	Toyota	40" x 9½" x 48"	115	1,332.00

Aluminum Pallets

• All welded construction.
Made of heavy 6005 T-6 type aluminum. All joints are sealed NSF and FDA type. Lifetime warranty against rust and corrosion. Custom sizes are available -- call dealer for more information. FOB Shipping Point.



ALUMINUM PALLETES					
Product No.	Size W x L x H	Description	Construction	Wt. (lbs.)	Price Ea.
H99557	40 x 48 x 5"	2-way	Open Channel	50	\$351.43
H99613	40 x 48 x 5½"	4-way	Closed Tube	51	267.14
H99749	40 x 48 x 5½"	4-way	Closed Tube	48	250.00

Custom Aluminum Solutions
"Don't Compromise
...Customize."



H99538



H50484

Lug Carts

- Labor saving transport carts.
 - Tubs supported by lip of tub on slides.
 - All welded aluminum.
- Lugs are constructed of Food Approved Molded Poly and have a formed bottom designed for cross stacking. Slides support tubs by lip. Top of frame holds tub by base. Casters are 5 x 1" stem swivel. Lug Tubs are sold separately. FOB Shipping Point.



H6266

H6263

LUG CARTS				
Product No.	Lug Cap.	Size - OD D x W x H	Wt. (lbs.)	Price Ea.
H6265	1	26 x 15¾ x 19"	10	\$102.21
H6266	2	28¾ x 15¾ x 33"	13	147.21
H97205	3	26 x 18¾ x 42"	26	203.79
H6262	4	26 x 18¾ x 51"	20	271.93
H97253	5	26 x 18¾ x 61"	28	277.07
H6263	6	28 x 18¾ x 71"	25	277.07
H6263KD	6	26 x 18¾ x 71"	28	277.07

LUG TUBS + LIDS				
Product No.	Description	Size - OD D x W x H	Wt. (lbs.)	Price Ea.
HRGY16825	Gray Lug Tubs	25 x 16 x 8½"	4	20.00
H361	Gray Lids for Lugs	26 x 16½ x 1½"	1	20.00



Bulk Tub Carts

- Mobile carts that save you time.
 - Open frame is easy to clean.
 - All welded aluminum.
- Carts are constructed of 1¼ x 1¼ x .070" wall tubing and come with four 5 x 1¾" stem type polyurethane swivel casters. FDA approved seamless polyethylene tubs and lids sold separately. FOB Shipping Point.

BULK CARTS				TUBS			LIDS FOR TUBS			
Product No.	Bushel Cap.	Size D x W x H	Wt. (lbs.)	Price Ea.	Product No.	Wt. (lbs.)	Price Ea.	Product No.	Wt. (lbs.)	Price Ea.
H99271	4	29¼ x 20 x 28¼"	21	\$247.50	H0381	12	\$156.21	H0381L	2	\$97.07
H99272	6	28 x 21 x 25"	22	259.71	H0363	13	159.43	H0363L	3	104.14
H99273	8	33½ x 22¼ x 23½"	24	263.57	H0360	14	188.36	H0360L	4	117.00
H99274	9	37¼ x 26½ x 25"	26	279.64	H0382	15	226.29	H0382L	4	145.29

Overall height of cart with tub is 36".

Aluminum Shelving Headquarters

Solid

T-Bar

Adjustable or All Welded Stationary or Mobile

Tube Frame

T-Bar

Solid

Cantilever

Quick Change Cantilever Shelving

"Build Your Own"

STORAGE UNITS



Storage Shelf Units

- Open shelves keeps items in clear view and easy to access.
- Shelving Units available with a door that keeps product secure and clean. Door can be used as a work surface when opened.
- Towel holder included with Shelf Units with a Door.

Spiderweb storage units are constructed from top quality .080 aluminum and come in either a 6" depth, our 600 Series, or a 9" depth, our 900 Series. They are lightweight, strong and can be configured to just about any commercial or industrial application. The innovative designs allow for a variety of installation options and can hold just about anything in your shop setting. Prepunched holes allow you to add pegboard hooks and tension clips (not included) to the storage units, so you can hang tools and other items. With different combinations of shelf sizes and door options, the possibilities are limitless. Shelving units ship completely assembled and ready to mount. Replacement shelves available -- call for details. FOB Shipping Point.



Shelf Units with Doors include a paper towel holder
Contents not included.



Open Shelf Unit has prepunched holes on the bottom shelf so that purchased pegboard hooks and tension clips can be inserted for more storage



Open Shelf Unit with 3 shelves. Shown with tools hanging on pegboard hooks and tension clips (not included).
Contents not included.



Open Shelf Unit with 2 shelves. Shown with pegboard hooks and tension clips (not included).
Contents not included.



Door can be used as a shelf when open. Contents not included.

900 Series Storage Shelf Units

- Deep 9" units hold more supplies.

900 SERIES STORAGE SHELF UNITS								
Size W x D x H	No. Shelves	Product No.	OPEN SHELF			WITH DOOR		
			Wt. (lbs.)	Price Ea.	Product No.	Wt. (lbs.)	Price Ea.	
17 x 9 x 18"	2	H10.901A-ASSY	7.8	\$89.99	H10.901-PVT-ASSY	11	\$178.99	
25 x 9 x 18"	2	H10.904A-ASSY	10.4	96.99	H10.904-PVT-ASSY	14.6	196.99	
25 x 9 x 36"	3	H10.902A-ASSY	18.8	147.99	H10.902-PVT-ASSY	24.6	243.99	

600 Series Storage Shelf Units

- Slim 6" deep shelves offer flexible storage solutions in compact areas.

600 SERIES STORAGE SHELF UNITS								
Size W x D x H	No. Shelves	Product No.	OPEN SHELF			WITH DOOR		
			Wt. (lbs.)	Price Ea.	Product No.	Wt. (lbs.)	Price Ea.	
25 x 6 x 18"	2	H10.604A-ASSY	8.6	\$89.99	H10.604-PVT-ASSY	14.4	\$184.99	
25 x 6 x 36"	3	H10.602A-ASSY	15.6	131.99	H10.602-PVT-ASSY	21.4	226.99	



Door can be customized with your company logo using an infused ink process that will not chip or flake. Call for pricing and details.


Aerosol Can and Spray Bottle Holders

This unique design lets you store aerosol cans in the shelf area and hang spray bottles in the notched front. Either unit mounts to the wall. Smaller units will screw or pop rivet into the side of a standard tool box. FOB Shipping Point.

AEROSOL CAN & SPRAY BOTTLE HOLDERS			
Product No.	Size W x H	Wt. (lbs.)	Price Ea.
H10.9A	18 x 6 1/2"	1.4	\$20.99
H10.8A	28 x 6 1/2"	2.2	29.99



H10.9A Contents not included




H10.8A

LOAD MOVERS

Hydraulic Toe Jacks

- The perfect choice for lifting loads to be moved on rollers.

Available in capacities of 5, 10 or 25 tons. Provides the capability to jack-up loads that are just over 1" off the floor and also allow jacking from the top of the cylinder which extends the lifting range. HHTJ-5 & HHTJ-10 can be operated either vertically or horizontally and an internal pressure valve prevents jack overload -- HHTJ-25 cannot be operated horizontally. Base, toe and pump assemblies swivel independently to enable precise positioning in tight quarters. Each has an integral carrying handle for easy portability. Meets ASME B30.1 standards. Covered by manufacturer's 1 year warranty. FOB Shipping Point.



HHTJ-10

HHTJ-5

Product No.	Cap. (tons.)	Max Lifting Height	Pick-Up Position Height At Base	At Top	Stress On Lever at Max. Load (lbs.)	Wt. (lbs.)	Price Ea.
HHTJ-5	5	8.0"	1.0"	14.5"	85.5	44	\$ 1,020.00
HHTJ-10	10	9.0"	1.0"	16.25"	90.0	61	1,353.00
HHTJ-25	25	9.0"	2.0"	18.5"	90.0	203	4,156.00



HKRS-40-SLP
40 ton Outfit

HKRS-8-2S/2R3 3 ton Outfit



SAFELY move heavy loads.

Rigid Diamond Grid Style

Swivel-Locking Diamond Grid Style

Swivel-Locking Padded Style

SLP and RP styles also available with floor protective Nylon Chain

Rigid Padded Style



It's easy -- lift the load, set the movers and move!

Deluxe Riggers Outfits

- Prepackaged and ready to move the heavies!
- Steel roll outfits for ordinary floors -- nylon roller chain style for delicate floors.

Everything but the manpower is here for your heavy moving needs. Outfits include 4 swivel movers and 2 full length steering handles in a sturdy, lockable 14 ga. steel storage case. Choose NYLON CHAINS for hospital, lab, office, showroom or industrial equipment moves up to 40 tons on painted, polyurethane coated and even epoxy topped floors without surface damage. High impact, solid nylon chains and the built-in padded tops combine to give high capacity, yet are gentle to the floors. Steering handles above fit swivel styles. Heavy duty STEEL CHAINS move equipment on standard factory floors. The 2 and 4 ton Nylon outfits and 3 and 8 ton Steel Outfits have 4 swivel padded movers or 2 swivel and 2 rigid padded movers. The 8, 12 and 24 ton Nylon Outfits have swivel locking padded movers, while the 15 to 60 ton Steel Chain Outfits feature either 4 swivel locking padded movers or swivel locking diamond steel grid movers. FOB Shipping Point.

The Heavy-Duty Machine Mover

- Safely move heavy loads without expensive equipment.
- Low friction, crawling chain action of these economical Machinery Movers transports heavy equipment right on factory floors.

Easy to use: lift the load just inches, set the movers and move! Choose Steel Chains for ordinary concrete floors or non-marring Nylon Chains for delicate floors. Available in either rigid style for straight line moving or swivel style when turns are required. Swivel style features a locking device integrated every 45° for precision placement. Steel chains top styles available in diamond grid or with built-in pad. Nylon chain movers have padded tops. All steel frame construction withstands rough use. Steering handles are available for the swivel styles. FOB Shipping Point.

STEERING HANDLES			
Fits all swivel lock movers			
Product No.	Length	Wt. (lbs.)	Price Ea.
HH36F	36"	9	\$61.00
HH48F	48"	11	68.00
HH60F	60"	25	115.00

Product No.	Cap. (tons.)	Description	Size W x L x H	Roller Size Dia.	Width	Wt. (lbs.)	Price Ea.
H3.75-SLD	3.75	Swivel lock diamond	5 1/2 x 10 1/2 x 4 1/2"	1 1/2"	3 3/8"	34	\$370.00
H3.75-RD	3.75	Rigid diamond	5 1/2 x 10 1/2 x 4"	1 1/2"	3 3/8"	28	339.00
H3.75-SLP	3.75	Swivel lock padded	5 1/2 x 10 1/2 x 5"	1 1/2"	3 3/8"	34	396.00
H3.75-RP	3.75	Rigid padded	5 1/2 x 10 1/2 x 4 1/2"	1 1/2"	3 3/8"	30	352.00
H7.5-SLD	7.5	Swivel lock diamond	5 1/2 x 10 1/2 x 5"	1 1/2"	3 3/8"	37	407.00
H7.5-RD	7.5	Rigid diamond	5 1/2 x 10 1/2 x 4 1/2"	1 1/2"	3 3/8"	32	376.00
H7.5-SLP	7.5	Swivel lock pad	5 1/2 x 10 1/2 x 5 1/2"	1 1/2"	3 3/8"	38	436.00
H7.5-RP	7.5	Rigid pad	5 1/2 x 10 1/2 x 4 1/2"	1 1/2"	3 3/8"	33	395.00
H10-SLD	10	Swivel lock diamond	5 1/2 x 10 1/2 x 5"	1 1/2"	3 3/8"	37	434.00
H10-RD	10	Rigid diamond	5 1/2 x 10 1/2 x 3 1/2"	1 1/2"	3 3/8"	32	404.00
H10-SLP	10	Swivel lock pad	5 1/2 x 10 1/2 x 5 1/2"	1 1/2"	3 3/8"	38	465.00
H10-RP	10	Rigid pad	5 1/2 x 10 1/2 x 4 1/2"	1 1/2"	3 3/8"	33	423.00
H15-SLD	15	Swivel lock diamond	6 1/2 x 12 1/2 x 4 1/2"	1 1/2"	4"	48	498.00
H15-RD	15	Rigid diamond	6 1/2 x 12 1/2 x 4 1/2"	1 1/2"	4"	42	465.00
H15-SLP	15	Swivel lock pad	6 1/2 x 12 1/2 x 5 1/2"	1 1/2"	4"	48	530.00
H15-RP	15	Rigid pad	6 1/2 x 12 1/2 x 4 1/2"	1 1/2"	4"	44	486.00
H30-SLD	30	Swivel lock diamond	8 x 15 x 7 1/2"	1 1/2"	3 1/2"	119	889.00
H30-RD	30	Rigid diamond	8 x 15 x 6 1/2"	1 1/2"	3 1/2"	107	828.00
H30-SLP	30	Swivel lock pad	8 x 15 x 8"	1 1/2"	3 1/2"	122	918.00
H30-RP	30	Rigid pad	8 x 15 x 6 1/2"	1 1/2"	3 1/2"	111	848.00
H50-SLD	50	Swivel lock diamond	8 x 21 x 8 1/2"	1 1/2"	3 3/8"	199	1,313.00
H50-RD	50	Rigid diamond	8 x 21 x 7 1/2"	1 1/2"	3 3/8"	186	1,252.00
H50-SLP	50	Swivel lock pad	8 x 21 x 8 1/2"	1 1/2"	3 3/8"	201	1,344.00
H50-RP	50	Rigid pad	8 x 21 x 7 1/2"	1 1/2"	3 3/8"	190	1,274.00

NYLON CHAIN MOVERS

HN2-SLP	2	Swivel lock pad	5 1/2 x 10 1/2 x 5"	1 1/2"	3 3/8"	28	\$452.00
HN2-RP	2	Rigid pad	5 1/2 x 10 1/2 x 4 1/2"	1 1/2"	3 3/8"	24	400.00
HN3-SLP	3	Swivel lock pad	5 1/2 x 10 1/2 x 5 1/2"	1 1/2"	3 3/8"	29	538.00
HN3-RP	3	Rigid pad	5 1/2 x 10 1/2 x 4 1/2"	1 1/2"	3 3/8"	25	459.00
HN6-SLP	6	Swivel lock pad	6 1/2 x 12 1/2 x 5 1/2"	1 1/2"	4"	36	629.00
HN6-RP	6	Rigid pad	6 1/2 x 12 1/2 x 4 1/2"	1 1/2"	4"	31	549.00
HN10-SLP	10	Swivel lock pad	8 x 15 x 8"	1 1/2"	3 1/2"	100	944.00
HN10-RP	10	Rigid pad	8 x 15 x 6 1/2"	1 1/2"	3 1/2"	78	728.00

NYLON CHAIN ROLLER KITS						
Product No.	Cap. (tons.)	Description	Size W x L x H	Wt. (lbs.)	Price Ea.	
HKNRS-2-4S	2	Nylon 4 swivel pad, 2 handles	16 x 15 1/2 x 4 1/2" (swivel)	47	\$1,064.00	
HKNRS-2-2S/2R	2	Nylon 2 swivel pad/2 rigid pad, 2 handles	16 x 15 1/2 x 4 1/2" (rigid)	45	998.00	
HKNRS-4-4S	4	Nylon 4 swivel pad, 2 handles	16 x 15 1/2 x 4 1/2" (swivel)	71	1,480.00	
HKNRS-4-2S/2R	4	Nylon 2 swivel pad/2 rigid pad, 2 handles	16 x 15 1/2 x 4 1/2" (rigid)	69	1,440.00	
HKNRS-8-SLP	8	Nylon 4 padded swivels w/lock, 2 handles	27 1/2 x 14 1/2 x 9 1/2" (swivel)	177	2,015.00	
HKNRS-12-SLP	12	Nylon 4 padded swivels w/lock, 2 handles	27 1/2 x 14 1/2 x 9 1/2" (swivel)	180	2,357.00	
HKNRS-24-SLP	24	Nylon 4 padded swivels w/lock, 2 handles	27 1/2 x 14 1/2 x 9 1/2" (swivel)	206	2,728.00	

STEEL CHAIN ROLLER KITS						
Product No.	Cap. (tons.)	Description	Size W x L x H	Wt. (lbs.)	Price Ea.	
HKRS-3-4S	3	Steel 4 swivel pad, 2 handles	3 1/2 x 6 1/2 x 3 1/2" (swivel)	54	905.00	
HKRS-3-2S/2R	3	Steel 2 swivel pad/2 rigid pad, 2 handles	3 5/8 x 6 1/2 x 3" (rigid)	53	841.00	
HKRS-8-4S	8	Steel 4 swivel pad rollers, 2 handles	4 1/2 x 6 1/2 x 3 1/2" (swivel)	86	1,180.00	
HKRS-8-2S/2R	8	Steel 2 swivel pad/2 rigid, 2 handles	4 1/2 x 6 1/2 x 3 1/2" (rigid)	78	1,120.00	
HKRS-15-SLD	15	Steel 4 diamond swivels w/lock, 2 handles, 4 pads	27 1/2 x 14 1/2 x 9 1/2" (swivel)	199	1,756.00	
HKRS-15-SLP	15	Steel 4 padded swivels w/lock, 2 handles	27 1/2 x 14 1/2 x 9 1/2" (swivel)	201	1,771.00	
HKRS-30-SLD	30	Steel 4 diamond swivels w/lock, 2 handles, 4 pads	27 1/2 x 14 1/2 x 9 1/2" (swivel)	213	1,913.00	
HKRS-30-SLP	30	Steel 4 padded swivels w/lock, 2 handles	27 1/2 x 14 1/2 x 9 1/2" (swivel)	215	1,953.00	
HKRS-40-SLD	40	Steel 4 diamond swivels w/lock, 2 handles, 4 pads	27 1/2 x 14 1/2 x 9 1/2" (swivel)	213	2,025.00	
HKRS-40-SLP	40	Steel 4 padded swivels w/lock, 2 handles	27 1/2 x 14 1/2 x 9 1/2" (swivel)	215	2,068.00	
HKRS-60-SLD	60	Steel 4 diamond swivels w/lock, 2 handles, 4 pads	27 1/2 x 14 1/2 x 9 1/2" (swivel)	255	2,279.00	
HKRS-60-SLP	60	Steel 4 padded swivels w/lock, 2 handles	27 1/2 x 14 1/2 x 9 1/2" (swivel)	257	2,323.00	

PAYSON CASTERS

MADE IN USA

Super Lock BRAKE CASTERS

- Light-medium to heavy-duty casters are made to exacting tolerances from heavy-gauge steel and hardened for durability.
 - Swivel casters feature two perfectly aligned swivel raceways.
 - SuperLock brake locks the wheel and the swivel simultaneously with the touch of the toe... quick release.
- FOB Shipping Point.

Dia. Face	Cap. (lbs.)	Height	Wt. (lbs.)	Swivel			Rigid		
				Product No.	Price Ea.	Product No.	Price Ea.	Product No.	Price Ea.
POLYURETHANE									
4 x 1 1/8"	240	5"	2 1/2"	H050-4BR	\$21.49	H051-4BR	\$17.31	H050-4BR-SK	\$29.70
5 x 1 1/8"	240	6 1/2"	2 1/2"	H050-5BR	23.13	H051-5BR	18.36	H050-5BR-SK	31.34
5 x 2"	700	6 1/2"	5 1/2"	H200-5UT	35.30	H201-5UT	25.97	H200-5UT-SK	45.22
6 x 1 1/8"	320	7 1/2"	2 1/2"	H050-6BR	25.15	H051-6BR	20.15	H050-6BR-SK	33.36
6 x 2"	820	7 1/2"	7"	H200-6UT	36.04	H201-6UT	27.31	H200-6UT-SK	45.97
8 x 2"	1000	9 1/2"	8 1/2"	H200-8UT	41.72	H201-8UT	33.43	H200-8UT-SK	51.64
MOLD-ON CUSHION RUBBER									
4 x 1 1/4"	150	5"	2 1/2"	H050-4BN	19.25	H051-4BN	15.97	H050-4BN-SK	27.46
5 x 1 1/4"	170	6 1/2"	3"	H050-5BN	21.94	H051-5BN	17.61	H050-5BN-SK	30.15
6 x 2"	350	7 1/2"	6 1/2"	H200-6UN	42.99	H201-6UN	33.88	H200-6UN-SK	52.91
8 x 2"	450	9 1/2"	8"	H200-8UN	48.36	H201-8UN	41.34	H200-8UN-SK	58.28
PHENOLIC									
4 x 1 1/8"	300	5"	2"	H050-4UM	19.10	H051-4UM	15.00	H050-4UM-SK	27.31
5 x 1 1/8"	325	6 1/2"	3"	H050-5UM	20.90	H051-5UM	16.64	H050-5UM-SK	29.10
5 x 2"	700	6 1/2"	5 1/2"	H200-5UM	28.06	H201-5UM	21.94	H200-5UM-SK	37.99
6 x 2"	820	7 1/2"	7"	H200-6UM	30.07	H201-6UM	23.13	H200-6UM-SK	40.00
8 x 2"	450	9 1/2"	8"	H200-8UM	35.67	H201-8UM	28.81	H200-8UM-SK	45.60

050 Series — 1 3/4" x 3" Bolt Hole Spacing
200 Series — Slotted 3 x 3" Bolt Hole Spacing

Medium Heavy -Duty CASTERS

- Rugged cold-forged steel series features two separate and large diameter ball bearing raceways.
- Includes lubrication fittings.

Top plate is 1/4" cold forged and measures 4 x 4 1/2". Bolt hole is 2 1/2" x 3 1/2", slotted to 3 x 3". 1/4" upper and lower raceways. 3/8" load balls. 3/8" balls for lower raceway. 3/8" nut and bolt kingpin. Roller bearing. Zinc plated. See wheel description on opposite page. FOB Shipping Point.

Dia.	Width	Cap. (lbs.)	Type	O.A. Hgt.	Wt. (lbs.)	Swivel		Rigid	
						Product No.	Price Ea.	Product No.	Price Ea.
4"	2"	550	Payron	5 1/2"	6 1/2"	H190-4US	\$28.28	H191-4US	\$26.49
4"	2"	500	Plexite	5 1/2"	5"	H190-4UM	22.84	H191-4UM	21.87
4"	2"	325	Payvulc	5 1/2"	5"	H190-4UP	15.82	H191-4UP	14.10
5"	2"	700	Payron	6 1/2"	7 1/2"	H190-5US	31.34	H191-5US	30.22
5"	2"	700	Plexite	6 1/2"	5 1/2"	H190-5UM	23.21	H191-5UM	21.94
5"	2"	375	Payvulc	6 1/2"	5 1/2"	H190-5UP	18.36	H191-5UP	17.54
6"	2"	850	Payron	7 1/2"	9"	H190-6US	34.55	H191-6US	32.24
6"	2"	820	Plexite	7 1/2"	7"	H190-6UM	23.28	H191-6UM	23.13
6"	2"	410	Payvulc	7 1/2"	7"	H190-6UP	21.76	H191-6UP	20.78
8"	2"	1050	Payron	9 1/2"	12 1/2"	H190-8US	38.66	H191-8US	36.34
8"	2"	1000	Plexite	9 1/2"	8 1/2"	H190-8UM	28.88	H191-8UM	28.81
8"	2"	500	Payvulc	9 1/2"	8 1/2"	H190-8UP	26.10	H191-8UP	23.81



Features two large diameter BALL BEARING RACEWAYS.

Heavy-Duty Dual-Wheel Caster

- Designed for especially top-heavy loads that require more floor contact.
- Heavier loads are much easier to swivel, thanks to the differential action that occurs with dual wheels.

Zinc plated. Choose from three series for the appropriate load required. See wheel description on opposite page. FOB Shipping Point.

Dia.	Width	Cap. (lbs.)	Type	O.A. Hgt.	W.x L	Top Plate Bolt Hole	Wt. (lbs.)	Swivel		Rigid	
								Product No.	Price Ea.	Product No.	Price Ea.
4"	4"	650	Payvulc	5 1/2"	4 1/2 x 6 1/2"	2 1/2 x 4 1/2"	11	H300-4UP-DW	\$101.12	H301-4UP-DW	\$60.97
4"	4"	1400	Plexite	5 1/2"	4 1/2 x 6 1/2"	slotted to 3 x 3"	10	H300-4UM-DW	92.54	H301-4UM-DW	51.72
4"	4"	1300	Miratek	5 1/2"	4 1/2 x 6 1/2"	3 3/8 x 5 1/2"	11	H300-4UT-DW	103.66	H301-4UT-DW	63.73
6"	5"	2800	Plexite	8 1/2"	5 1/2 x 7 1/2"	3 3/8 x 1/2"	27	H500-6UM-DW	173.13	H501-6UM-DW	129.10
6"	5"	2800	Payron	8 1/2"	5 1/2 x 7 1/2"	slotted	39	H500-6US-DW	194.78	H501-6US-DW	154.48
6"	5"	1080	Bronco	8 1/2"	5 1/2 x 7 1/2"	to	29	H500-6UV-DW	196.27	H501-6UV-DW	155.22
6"	5"	2200	Miratek	8 1/2"	5 1/2 x 7 1/2"	4 1/2 x 6 1/2"	27	H500-6UT-DW	210.45	H501-6UT-DW	169.40
8"	6"	12000	Payductile	12 1/2"	6 1/2 x 7 1/2"	4 1/2 x 6"	84	HKP700-8UD-DW	558.96	HKP701-8UD-DW	311.94
8"	6"	6000	Paythane	12 1/2"	6 1/2 x 7 1/2"	4 1/2 x 6"	73	HKP700-8UL-DW	471.64	HKP701-8UL-DW	250.75
10"	8"	18000	Payductile	13 3/4"	8 1/2 x 8 1/2"	7 x 7"	120	HKP900-10UD-DW	785.82	HKP901-10UD-DW	513.43
10"	8"	11000	Paythane	13 3/4"	8 1/2 x 8 1/2"	7 x 7"	110	HKP900-10UL-DW	906.72	HKP901-10UL-DW	628.36

"V" Grooved Wheel Casters

- Accurately machined to fit snugly on angle iron track.
- Designed for easy use on ordinary floor surfaces.



Ideal for production systems which operate constantly from station to station... allows better use of floor space and avoids cluttered aisles. Nut and bolt axles. Roller bearing. Zinc plated. See wheel description on opposite page. FOB Shipping Point.

Dia.	Width	Cap. (lbs.)	Type	O.A. Hgt.	Top Plate W.x L	Bolt Hole	Wt. (lbs.)	Swivel		Rigid	
								Product No.	Price Ea.	Product No.	Price Ea.
4"	1 1/2"	425	Payron	5"	4 x 5"	3 x 4"	4	H760-4USG	\$31.79	H761-4USG	\$25.31
4"	1 1/2"	800	Payron	5"	3 1/2 x 4 1/2"	2 1/2 x 3"	4 1/2"	H070-4USG	40.52	H071-4USG	29.15
6"	2"	1000	Payron	7 1/2"	3 3/8 x 4 1/2"	2 1/2 x 3"	10 1/2"	H200-6USG	47.17	H201-6USG	38.81
6"	2 1/2"	2000	Payron	7 1/2"	4 1/2 x 6 1/2"	2 1/2 x 4 1/2"	22	H300-6USG	98.57	H301-6USG	77.27
8"	2"	1200	Payron	9 1/2"	3 3/8 x 4 1/2"	2 1/2 x 3"	13	H200-8USG	57.99	H201-8USG	48.73
8"	2 1/2"	2350	Payductile	10 1/2"	4 1/2 x 6 1/2"	2 1/2 x 4 1/2"	23	H300-8UDG	148.88	H301-8UDG	127.42
8"	2 1/2"	3000	Payductile	10 1/2"	5 1/2 x 7 1/2"	3 3/8 x 5 1/2"	26	H500-8UDG	208.84	H501-8UDG	150.97
8"	2 1/2"	4000	Payductile	10 1/2"	6 1/2 x 7 1/2"	3 3/8 x 5 1/2"	38	HKP700-8UDG	301.49	HKP701-8UDG	156.72
8"	4"	15000	Payductile	11 1/4"	8 1/2 x 8 1/2"	7 x 7"	67	HKP900-8UDG	435.07	HKP901-8UDG	275.60
10"	4"	12000	Payductile	13"	6 1/2 x 7 1/2"	4 1/2 x 6"	69	HKP800-10UDG	429.10	HKP801-10UDG	270.90
10"	4"	15000	Payductile	13 3/4"	8 1/2 x 8 1/2"	7 x 7"	79	HKP900-10UDG	473.88	HKP901-10UDG	291.79



PAYSON CASTERS

MADE IN USA



A) Medium-Heavy Caster

- Precision-built for smooth, easy operation.
- Strength is assured with hardened steel with exacting tolerances.

Features one-piece wrap-around .187 bracket. Swivel caster includes Zerk fitting. $\frac{3}{8}$ " Kingpin. Top plate measures $3\frac{3}{4}$ x $4\frac{3}{4}$ ". Bolt hole is $2\frac{1}{2}$ x $3\frac{3}{8}$ ", slotted to 3 x $3\frac{1}{2}$ ". Zinc plated. FOB Shipping Point.

Dia.	Width	Cap. (lbs.)	Type	O.A. Hgt.	Bearing	Wt. (lbs.)	Swivel		Rigid	
							Product No.	Price Ea.	Product No.	Price Ea.
6"	2"	850	Payron	$7\frac{1}{2}$ "	Roller	9	X200-6US	\$41.19	X201-6US	\$32.24
6"	2"	400	Payflex	$7\frac{1}{2}$ "	Plain	7	X200-6OX	30.15	X201-6OX	22.31
6"	2"	560	Payrock	$7\frac{1}{2}$ "	Plain	7	X200-6OH	30.15	X201-6OH	22.31
6"	2"	410	Bronco	$7\frac{1}{2}$ "	Roller	7	X200-6UV	38.81	X201-6UV	30.30
6"	2"	820	Miratek	$7\frac{1}{2}$ "	Roller	7	X200-6UT	36.04	X201-6UT	27.31
6"	2"	820	Plexite	$7\frac{1}{2}$ "	Roller	7	X200-6UM	30.07	X201-6UM	23.13
8"	2"	1050	Payron	$9\frac{1}{2}$ "	Roller	$12\frac{1}{2}$ "	X200-8US	46.72	X201-8US	36.34
8"	2"	500	Bronco	$9\frac{1}{2}$ "	Roller	8 $\frac{1}{2}$ "	X200-8UV	45.57	X201-8UV	36.04
8"	2"	1000	Miratek	$9\frac{1}{2}$ "	Roller	8 $\frac{1}{2}$ "	X200-8UT	41.72	X201-8UT	33.43
8"	2"	1000	Plexite	$9\frac{1}{2}$ "	Roller	8 $\frac{1}{2}$ "	X200-8UM	35.67	X201-8UM	28.81

B) Heavier-Duty Caster

- Beefed-up construction features for sure support and mobility of heavy loads.
- Made of cold-forged steel for strength.

Features $\frac{1}{2}$ " top plate, 1" king bolt and axle. Embossed $\frac{3}{8}$ " legs welded to yoke base. Top plate measures $5\frac{1}{2}$ "W x $7\frac{1}{2}$ "L, bolt hole is $3\frac{3}{8}$ " x $5\frac{1}{4}$ ", slotted to $4\frac{1}{4}$ " x $6\frac{1}{8}$ ". Roller bearing. Rugged and dependable. Zinc plated. FOB Shipping Point.

Dia.	Width	Cap. (lbs.)	Type	O.A. Hgt.	Wt. (lbs.)	Product No.	Swivel		Rigid	
							Price Ea.	Product No.	Price Ea.	
6"	3"	2200	Payron	$8\frac{1}{4}$ "	$30\frac{1}{2}$ "	X500-6US	\$161.79	X501-6US	\$115.45	
6"	3"	2100	Plexite	$8\frac{1}{4}$ "	21	X500-6UM	133.68	X501-6UM	85.00	
8"	3"	2500	Payron	$10\frac{1}{2}$ "	33	X500-8US	164.78	X501-8US	118.96	
8"	3"	2400	Paythane	$10\frac{1}{2}$ "	$23\frac{1}{2}$ "	X500-8UL	155.15	X501-8UL	107.69	
8"	3"	2400	Plexite	$10\frac{1}{2}$ "	$23\frac{1}{2}$ "	X500-8UM	143.52	X501-8UM	95.82	
10"	3"	2500	Payron	$12\frac{1}{2}$ "	37	X500-10US	214.93	X501-10US	167.69	
10"	3"	2500	Paythane	$12\frac{1}{2}$ "	27	X500-10UL	188.91	X501-10UL	137.12	
10"	3"	2500	Plexite	$12\frac{1}{2}$ "	27	X500-10UM	150.37	X501-10UM	104.40	

C) Heavy-Duty Caster

- Keep your heavy loads rolling on this cold-forged steel construction caster.
- Hardened swivel raceways for extra durability.

Top plate is $\frac{3}{8}$ " cold forged. Top plate measures $4\frac{3}{4}$ " x $6\frac{3}{8}$ ", bolt hole is $2\frac{1}{2}$ " x $4\frac{1}{8}$ ", slotted to $3\frac{3}{8}$ " x $5\frac{1}{4}$ ". Features precise double ball bearings. $\frac{3}{4}$ " Kingpin. Roller bearing. Zinc plated. FOB Shipping Point.

Dia.	Width	Cap. (lbs.)	Type	O.A. Hgt.	Wt. (lbs.)	Product No.	Swivel		Rigid	
							Price Ea.	Product No.	Price Ea.	
6"	$2\frac{1}{2}$ "	1200	Payron	$7\frac{3}{4}$ "	17	X300-6US	\$91.31	X301-6US	\$70.75	
6"	$2\frac{1}{2}$ "	540	Bronco	$7\frac{3}{4}$ "	13	X300-6UV	83.66	X301-6UV	63.73	
6"	$2\frac{1}{2}$ "	1100	Paythane	$7\frac{3}{4}$ "	13	X300-6UL	92.99	X301-6UL	71.34	
6"	$2\frac{1}{2}$ "	1100	Plexite	$7\frac{3}{4}$ "	13	X300-6UM	71.94	X301-6UM	55.82	
8"	$2\frac{1}{2}$ "	1400	Payron	$10\frac{1}{2}$ "	22	X300-8US	102.24	X301-8US	79.18	
8"	$2\frac{1}{2}$ "	670	Bronco	$10\frac{1}{2}$ "	15	X300-8UV	91.50	X301-8UV	68.43	
8"	$2\frac{1}{2}$ "	1340	Paythane	$10\frac{1}{2}$ "	15	X300-8UL	106.79	X301-8UL	87.39	

Floor Locks

- Adaptable to all types of portable equipment.
- Double pedal will not allow operator to place his foot under the load.



Large steel disc features non-marking rubber pad for non-slip floor contact. Top plate is $3\frac{3}{8}$ "W x $4\frac{3}{8}$ "L with bolt hole $2\frac{1}{2}$ "W x $3\frac{3}{8}$ "L, slotted to 3 x 3 ". Sturdy steel construction. Electro-plate finish. FOB Shipping Point.



Product No.	Extended	Height Retracted	Wt. (lbs.)	Price Ea.
X558-FL	$5\frac{3}{8}$ "	$4\frac{3}{8}$ "	$4\frac{1}{2}$	\$43.51
X612-FL	$6\frac{1}{2}$ "	$5\frac{3}{8}$ "	$4\frac{1}{2}$	45.07
X734-FL	$7\frac{3}{8}$ "	7"	$4\frac{1}{2}$	45.90
X934-FL	$9\frac{1}{8}$ "	9"	5	47.24


Wheel Description

- A) PAYVULC - Mold-on rubber, cast iron center.
- B) PLEXITE - Phenolic, macerated canvas backing.
- C) MIRATEK - Polyurethane, 95 duro. red.
- D) PAYRON - semi-steel machined gray iron.
- E) BRONCO - non-marking gray mold-on rubber, bonded to aluminum center.
- F) PAYDUCTILE - Cast high tensile ductile iron.
- G) PAYFLEX - Cushion rubber, non-marking tread.
- H) PAYROCK - Hard rubber, fibrous compound.
- I) MIRAFLEX - 85 duro, gray polyurethane.
- J) MIRAKUSH - Polyurethane, 85 duro. gray.
- K) PAYTHANE - Urethane, bonded to a metal center.




PAYSON SMOOTH ROLLING CASTERS

MADE IN USA



Now Available in Stainless Steel



Made of hardened STEEL for toughness.

A) Light-Duty Caster

- Built of steel and embossed for extra strength.
- Double ball bearing raceway design.
- 5/8" Kingpin. Zinc plated. Oilite bearing. FOB Shipping Point.

Dia.	Width	Cap. (lbs.)	Type	O.A. Hgt.	Top Plate W.x L	Bolt Hole	Wt. (lbs.)	Swivel		Rigid	
								Product No.	Price Ea.	Product No.	Price Ea.
2"	7/8"	75	Payflex	2 3/4"	1 1/2 x 3"	1 x 2 1/2"	1	H020-20X	\$6.12	H021-20X	\$3.06
2"	7/8"	100	Payrock	2 3/4"	1 1/2 x 3"	1 x 2 1/2"	5/8	H020-20H	6.12	H021-20H	3.06
3"	1 1/8"	100	Payflex	3 1/8"	1 1/2 x 3"	1 x 2 1/2"	1	H020-30X	8.51	H021-30X	6.57
3"	1 1/8"	125	Payrock	3 1/8"	1 1/2 x 3"	1 x 2 1/2"	1	H020-30H	8.66	H021-30H	6.57
4"	1 1/2"	110	Payflex	4 1/2"	2 1/2 x 3 1/2"	1 1/2 x 2 1/2" - 3	1 1/2	H020-40X	11.04	H021-40X	8.58
4"	1 1/2"	135	Payrock	4 1/2"	2 1/2 x 3 1/2"	1 1/2 x 2 1/2" - 3	1 1/2	H020-40H	10.82	H021-40H	8.58
5"	1 3/4"	125	Payflex	5 1/2"	2 1/2 x 3 1/2"	1 3/4 x 2 1/2" - 3	2	H020-50X	12.69	H021-50X	10.45
5"	1 3/4"	145	Payrock	5 1/2"	2 1/2 x 3 1/2"	1 3/4 x 2 1/2" - 3	2	H020-50H	12.39	H021-50H	10.22

B) Light Medium Caster

- Long-wearing caster is heat-treated and embossed for durability.
- Features two separate ball bearing swivel raceways.
- 1/2" Kingpin. Stainless Steel or Zinc plated. FOB Shipping Point.

Dia.	Width	Cap. (lbs.)	Type	O.A. Hgt.	Top Plate W.x L	Bolt Hole	Wt. (lbs.)	Swivel		Rigid	
								Product No.	Price Ea.	Product No.	Price Ea.
3"	1 1/2"	210	Miraflex	4 1/2"	2 1/2 x 3 3/4"	1 1/2 x 3"	1 1/2	HST050-3BF	\$30.97	HST051-3BF	\$17.61
3"	1 1/2"	225	Peejay	4 1/2"	2 1/2 x 3 3/4"	1 1/2 x 3"	1 1/2	HST050-3PJ	25.97	HST051-3PJ	13.10
4"	1 1/2"	240	Miraflex	5 1/2"	2 1/2 x 3 3/4"	1 1/2 x 3"	2 1/2	HST050-4DF	35.82	HST051-4DF	21.19
4"	1 1/2"	275	Peejay	5 1/2"	2 1/2 x 3 3/4"	1 1/2 x 3"	2 1/2	HST050-4PJ	30.82	HST051-4PJ	17.16
5"	1 1/2"	240	Miraflex	6 1/2"	2 1/2 x 3 3/4"	1 1/2 x 3"	2 1/2	HST050-5DF	37.76	HST051-5DF	22.99
5"	1 1/2"	280	Peejay	6 1/2"	2 1/2 x 3 3/4"	1 1/2 x 3"	2 1/2	HST050-5PJ	32.84	HST051-5PJ	18.21

C) Medium-Duty Caster

- Designed for heavier applications.
- Made of hardened steel for toughness. .225 top plate.

Features two large diameter ball bearing raceways. Swivel caster includes lube fittings. 3/8" Kingpin. Zinc plated. Top plate measures 3 3/4 x 4 3/8". Bolt Hole 2 1/2 x 3 1/8", slotted to 3 x 3". FOB Shipping Point.

Dia.	Width	Cap. (lbs.)	Type	O.A. Hgt.	Top Plate W.x L	Bolt Hole	Wt. (lbs.)	Swivel		Rigid	
								Product No.	Price Ea.	Product No.	Price Ea.
3"	1 1/2"	270	Payrock	4"	2 1/2 x 3 3/4"	1 1/2 x 3"	2	H050-30H	12.46	H051-30H	9.03
3 1/2"	1 1/2"	280	Payrock	4 1/2"	2 1/2 x 3 3/4"	1 1/2 x 3"	2 1/2	H050-31/20H	15.07	H051-31/20H	12.31
4"	1 1/2"	290	Payrock	5"	2 1/2 x 3 3/4"	1 1/2 x 3"	2 1/2	H050-40H	17.09	H051-40H	12.76
5"	1 1/2"	310	Payrock	6 1/8"	2 1/2 x 3 3/4"	1 1/2 x 3"	3	H050-50H	19.10	H051-50H	14.33
6"	1 1/2"	340	Payrock	7 1/8"	2 1/2 x 3 3/4"	1 1/2 x 3"	3 1/2	H050-60H	20.52	H051-60H	16.57

For Stainless Steel Brakes Add -WK to the Product No. and add \$9.33. For Zinc Plated Brakes Add -WK to the Product No. and add \$4.10.

D) General-Duty Caster

- An affordable, yet rugged caster for everyday use.
- Single-ball race construction.
- Made from heavy-gauge steel. Nut and bolt axles. Zinc plated. FOB Shipping Point.

Dia.	Width	Cap. (lbs.)	Type	O.A. Hgt.	Bearing	Wt. (lbs.)	Swivel		Rigid	
							Product No.	Price Ea.	Product No.	Price Ea.
4"	1 3/8"	425	Payron	5 3/8"	Roller	4 1/2	H070-4US	\$28.58	H071-4US	\$22.46
4"	1 1/2"	300	Mirakush	5 3/8"	Roller	3 1/2	H070-4UK	31.64	H071-4UK	23.51
4"	1 1/2"	300	Payrock	5 3/8"	Plain	3 1/2	H070-4OH	25.67	H071-4OH	19.10
4"	1 1/2"	240	Bronco	5 3/8"	Roller	3 1/2	H070-4UV	33.06	H071-4UV	25.07
4"	1 1/2"	400	Miratek	5 3/8"	Roller	3 1/2	H070-4UT	31.64	H071-4UT	23.51
4"	1 1/2"	400	Plexite	5 3/8"	Roller	3 1/2	H070-4UM	26.12	H071-4UM	19.93
5"	1 1/2"	500	Payron	6 3/8"	Roller	5 1/2	H070-5US	37.16	H071-5US	29.48
5"	1 1/2"	350	Mirakush	6 3/8"	Roller	4 1/2	H070-5UK	34.18	H071-5UK	25.60
5"	1 1/2"	350	Payrock	6 3/8"	Plain	4 1/2	H070-5OH	26.79	H071-5OH	20.45
5"	1 1/2"	280	Bronco	6 3/8"	Roller	4 1/2	H070-5UV	34.70	H071-5UV	27.61
5"	1 1/2"	500	Miratek	6 3/8"	Roller	4 1/2	H070-5UT	34.18	H071-5UT	22.31
5"	1 1/2"	500	Plexite	6 3/8"	Roller	4 1/2	H070-5UM	27.61	H071-5UM	22.24

Payson New Light Medium Caster

- Ideal for food service, hospital equipment, laundries, dairies, furniture, appliances, electronic cabinets and more.


Features 2 ball bearing swivel raceways and ball bearings in wheels also. Made of cold rolled steel and embossed for added strength - handles loads from 100 - 1000 lbs. Complete with protective plastic thread guards. 3/8" axles. Zinc plated. Rigid caster is solid, riveted construction, embossed for added strength. Type "TPR" is Durakush thermoplastic (soft) elastomer wheel. Type "Poly" is Miratek polyurethane (harder) wheel. Top plate size: 2 3/4"W. x 3 3/4"L. Bolt hole spacing: 1 1/2" x 2 3/4". 3/8" bolt hole size. FOB Shipping Point.

ECONOMY LIGHT MEDIUM CASTER												
Dia.	Width	Type	Cap. (lbs.)	Swivel Radius	Overall Height	Approx. Wt. (lbs.)	SWIVEL		SWIVEL W/BRAKE		RIGID	
							Product No.	Price Ea.	Product No.	Price Ea.	Product No.	Price Ea.
3"	1 1/4"	TPR	125	2 1/8"	4 1/8"	1 1/2	HX040-3BE	\$9.18	HX040-3BE-WK	\$12.16	HX041-3BE	\$7.76
		Poly	210				HX040-3BF	10.00	HX040-3BF-WK	12.99	HX041-3BF	8.43
4"	1 1/2"	TPR	165	3 3/8"	5 1/8"	1 1/2	HX040-4BE	13.51	HX040-4BE-WK	16.49	HX041-4BE	10.37
		Poly	240				HX040-4BF	14.63	HX040-4BF-WK	17.61	HX041-4BF	11.87
5"	1 1/2"	TPR	190	3 3/8"	6 1/8"	2	HX040-5BE	16.57	HX040-5BE-WK	19.55	HX041-5BE	13.51
		Poly	260				HX040-5BF	18.13	HX040-5BF-WK	21.12	HX041-5BF	15.00

Rigid casters weight approx. 15% less than swivel casters.



CASTERS




Scaffold Caster



- Strength and durability all rolled into one.
- Stem is orbital cold formed to the American-made caster assembly for extra support.

Toothed top plate for firm rotational lock. Brake arm is integral with fork legs -- no welds. Full tread width wheel lock with exceptional rigidity. Durable epoxy powder coat finish for weather resistance. FOB Shipping Point.



Product No.	Cap. (lbs.)	Wheel	Stem	Wt. (lbs.)	Price Ea.
HE-DB92-X2-8RT	500	8" mold-on	1 3/4"	12.3	\$29.93

Heavy-Duty Casters

- Heavy loads keep on rolling with these rugged cold-forged constructed casters.
- One-piece swivel horn/fork design with no welds distributes loads across the larger portion of the ball race.

One-piece combination lower ball race and king pin improves structure rigidity and easier swiveling. 3/4" king pin is orbital cold formed for superior strength and stability. Swivel casters feature grease seals, keeping dirt out of top raceway and increasing life. Epoxy powder coated finish. Meets ASME B56.11.1 industry standards. FOB Shipping Point.

Wheel Size	Cap. (lbs.)	O.A. Hgt.	Swivel		Rigid	
			Product No. SEMI-STEEL	Price Ea.	Product No.	Price Ea.
4 x 2"	1000	5 1/2"	HW26-4-IRB	\$25.85	HW36-4-IRB	\$20.51
5 x 2"	1000	6 1/2"	HW26-5-IRB	28.96	HW36-5-IRB	23.13
6 x 2"	1200	7 1/2"	HW26-6-IRB	35.25	HW36-6-IRB	30.00
8 x 2"	1200	9 1/2"	HW26-8-IRB	44.45	HW36-8-IRB	39.52
RUBBER MOLD-ON						
4 x 2"	290	5 1/2"	HW26-4-RT	22.48	HW36-4-RT	17.13
5 x 2"	350	6 1/2"	HW26-5-RT	24.90	HW36-5-RT	19.07
6 x 2"	410	7 1/2"	HW26-6-RT	26.51	HW36-6-RT	21.25
8 x 2"	500	9 1/2"	HW26-8-RT	31.28	HW36-8-RT	26.33
POLYURETHANE						
4 x 2"	600	5 1/2"	HW26-4-PO	25.34	HW36-4-PO	20.00
5 x 2"	700	6 1/2"	HW26-5-PO	28.87	HW36-5-PO	23.07
6 x 2"	1000	7 1/2"	HW26-6-PO	30.87	HW36-6-PO	25.61
8 x 2"	1200	9 1/2"	HW26-8-PO	37.88	HW36-8-PO	32.96
PHENOLIC/CANVAS						
4 x 2"	800	5 1/2"	HW26-4-MC	22.72	HW36-4-MC	17.37
5 x 2"	1000	6 1/2"	HW26-5-MC	24.69	HW36-5-MC	18.87
6 x 2"	1200	7 1/2"	HW26-6-MC	26.36	HW36-6-MC	21.10
8 x 2"	1200	9 1/2"	HW26-8-MC	31.73	HW36-8-MC	26.81
THERMOPLASTIC/RUBBER						
4 x 2"	325	5 1/2"	HW26-4TPR	24.99	HW36-4TPR	19.64
5 x 2"	325	6 1/2"	HW26-5TPR	27.28	HW36-5TPR	21.64
6 x 2"	410	7 1/2"	HW26-6TPR	30.15	HW36-6TPR	24.90
8 x 2"	500	9 1/2"	HW26-8TPR	34.87	HW36-8TPR	29.94
POLYURETHANE/ALUMINUM						
4 x 2"	800	5 1/2"	HW26-4POAC	34.87	HW36-4POAC	29.43
5 x 2"	900	6 1/2"	HW26-5POAC	38.18	HW36-5POAC	32.39
6 x 2"	1100	7 1/2"	HW26-6POAC	46.78	HW36-6POAC	41.52
8 x 2"	1200	9 1/2"	HW26-8POAC	55.40	HW36-8POAC	50.54

Top plate size: 4 1/2 x 6 1/2". Bolt hole spacing: 2 1/2 x 3 3/4" slotted to 4 1/4 x 5 1/4". Bolt hole size: 3/8".

Light-Duty Casters

A & F) Regular Duty Casters

Multi-purpose light to regular duty casters has polyolefin type wheels. Features a double ball raceway. Zinc plated.

A) Top Plate: 2 1/2" x 3". Hole Spacing: 1 1/2" x 2 1/2" to 3".

F) Top Plate: 3 3/8" x 4 1/2". Hole Spacing: 1 1/2" to 2 1/2" x 2 1/2" x 3 3/8".

B) Total Lock Stem Casters

Double braking swivel caster for light duty applications. Foot operated brake will lock both the swivel of the caster and also will lock the wheel from rolling. 1/2" - 13 x 1" threaded stem.

C) Threaded Stem Casters

Light duty cold-forged steel caster has a bright, zinc plated finish to resist corrosion. Featured with double ball bearing raceway and staked king pin. Ideal for office furniture, factories and warehouse use. 1/2" - 13 x 3/4" threaded stem.

D) Total Lock Swivel Casters

Double braking swivel caster for light duty applications. Foot operated brake will lock both the swivel of the caster and also will lock the wheel from rolling. Top Plate: 2 1/2" x 3". Hole Spacing: 1 1/2" x 2 1/2" to 3".

E) Stainless Steel Casters

Stainless steel construction with stainless steel double ball raceway swivel caster and one piece rigid caster. Furnished with stainless steel axle and axle nut. Ideal for applications in corrosive and wet environments. Top Plate: 2 1/2" x 3". Hole Spacing: 1 1/2" x 2 1/2" to 3".



Ltr. No.	Product No.	LIGHT DUTY CASTERS Cap. (lbs.)	Wheel Type	Wt. (lbs.)	Price Ea.
A	HEL23-4-PH	300	4" Polyolefin	1.5	\$5.67
B	HTL-511-03-5TPR	275	5" Thermoplastic/Rubber	2.2	12.09
C	HS11-02-2HR	100	2" Hard Rubber	0.3	1.55
D	HTL-03-4TPR	225	4" Thermoplastic/Rubber	2.6	10.83
E	HSS-13-5PBB	275	5" Poly/Poly	1.8	21.10
F	HE23-3-PH	250	3" Polyolefin	1.1	4.04



Extra Heavy-Duty Casters

- Built from heavy plate steel with hardened bearings and sealed raceways for extra heavy load capacities.
- Equipped with a hardened 1" king bolt welded to the top plate...won't stretch or break loose.

Features precision tapered thrust bearing with dust seal in lower raceway. Bearing seal keeps dirt out, while greasing purges old lube. Green epoxy powder coat finish. FOB Shipping Point.



Wheel Size	Cap. (lbs.)	O.A. Hgt.	Swivel		Rigid	
			Product No. SEMI-STEEL	Price Ea.	Product No.	Price Ea.
6 x 2 1/2"	1500	8 1/2"	H28-6-IRB	\$187.83	H38-6-IRB	\$93.90
8 x 3"	2500	10 1/2"	H28-8-IRB	202.65	H38-8-IRB	110.35
10 x 3"	2700	12 1/2"	H28-10-IRB	224.15	H38-10-IRB	133.70
POLYURETHANE						
6 x 2 1/2"	1300	8 1/2"	H28-6-PO	\$190.68	H38-6-PO	96.75
8 x 3"	2500	10 1/2"	H28-8-PO	212.87	H38-8-PO	120.56
10 x 3"	2800	12 1/2"	H28-10-PO	226.07	H38-10-PO	135.66
12 x 3"	3000	14 1/2"	H28-12-PO	252.80	H38-12-PO	162.45
PHENOLIC/CANVAS						
6 x 2 1/2"	1600	8 1/2"	H28-6-MC	\$184.15	H38-6-MC	90.22
8 x 3"	2500	10 1/2"	H28-8-MC	197.88	H38-8-MC	105.61
10 x 3"	2900	12 1/2"	H28-10-MC	205.14	H38-10-MC	114.69
12 x 3"	3500	14 1/2"	H28-12-MC	216.85	H38-12-MC	126.50

Top plate size: 6 x 7 1/2". Bolt holes spacing: 4 1/2" x 6 1/2". 1/2" bolt hole size.



Medium Heavy-Duty Casters



- Easy, smooth rolling caster with exceptional durability.
- Features top raceway grease seal, keeping dirt and dust out while retaining a larger reservoir of grease for longer life.

No-weld construction on caster horn assures greater stability. Large 3/4" orbital cold formed king pin and lower raceway are one-piece constructed for added strength. Heavy-duty cylindrical formed legs and protected zerk fitting. Epoxy powder coated finish. FOB Shipping Point.

Wheel Size	Cap. (lbs.)	O.A. Hgt.	Swivel		Rigid	
			Product No. MOLD-ON RUBBER	Price Ea.	Product No.	Price Ea.
5 x 2"	350	6.50"	HN22-5-RT	\$20.52	HN32-5-RT	\$14.36
6 x 2"	410	7.25"	HN22-6-RT	22.33	HN32-6-RT	17.12
8 x 2"	500	9.50"	HN22-8-RT	26.65	HN32-8-RT	21.38
POLYURETHANE						
5 x 2"	700	6.50"	HN22-5-PO	24.12	HN32-5-PO	17.96
6 x 2"	1000	7.25"	HN22-6-PO	26.30	HN32-6-PO	21.09
8 x 2"	1200	9.50"	HN22-8-PO	32.67	HN32-8-PO	27.38
PHENOLIC						
5 x 2"	1000	6.50"	HN22-5-MC	20.30	HN32-5-MC	14.17
6 x 2"	1200	7.25"	HN22-6-MC	22.17	HN32-6-MC	16.96
8 x 2"	1200	9.50"	HN22-8-MC	27.08	HN32-8-MC	21.79
SEMI-STEEL						
5 x 2"	1000	6.50"	HN22-5-IRB	24.21	HN32-5-IRB	18.05
6 x 2"	1200	7.25"	HN22-6-IRB	30.28	HN32-6-IRB	25.07
8 x 2"	1200	9.50"	HN22-8-IRB	38.64	HN32-8-IRB	33.35
POLYOLEFIN						
5 x 2"	650	6.50"	HN22-5-PDR	17.31	HN32-5-PDR	11.18
6 x 2"	750	7.25"	HN22-6-PDR	18.26	HN32-6-PDR	13.08
8 x 2"	800	9.50"	HN22-8-PDR	23.45	HN32-8-PDR	18.15
THERMOPLASTIC/RUBBER						
5 x 2"	325	6.50"	HN22-5TPR	22.82	HN32-5TPR	16.69
6 x 2"	410	7.25"	HN22-6TPR	25.64	HN32-6TPR	20.43
8 x 2"	500	9.50"	HN22-8TPR	29.93	HN32-8TPR	24.64
POLYURETHANE/ALUMINUM						
5 x 2"	800	6.50"	HN22-5-POAC	32.51	HN32-5-POAC	27.33
6 x 2"	1100	7.25"	HN22-6-POAC	40.73	HN32-6-POAC	35.55
8 x 2"	1200	9.50"	HN22-8-POAC	48.58	HN32-8-POAC	43.31

4 x 4 1/2" plate size with bolt holes 2 1/2 x 3" center-to-center, slotted to 3 x 3 3/4". Bolt hole size: 3/8"

WHEELS



A) H2503-BX



B) HAC804RA

A) Thermoplastic/Rubber Wheels

- New, high tech wheel that fills a wide range of applications.
- The modulus rubber tread called thermoplastic rubber with a rating of 65 Shore A, is permanently bonded to an ultra-durable polyolefin core.

This combination creates a wheel that has high rollability, high impact and abrasion resistance -- resist floor debris, low temperature flexibility, quiet operation and will resist going flat under a load. FOB Shipping Point.

B) Polyurethane/Aluminum Wheels

- Features maximum floor protection and great rollability.
- Durable polyurethane tread bonded to an aluminum wheel core for long life.

Features a very high strength-to-weight ratio. Resistant to corrosion, rust, chemicals, solvents and oils. Polyurethane tread is non-marking, non-sparking, abrasive resistant and quiet operation. Temperature range: 45°F to + 180°F. Duraometer hardness 90 Shore A scale. FOB Shipping Point.


A) Thermoplastic/Rubber					B) Polyurethane/Aluminum						
Product No.	Wheel Size	Cap. (lbs.)	Hub Length	Bore Size	Price Ea.	Product No.	Wheel Size	Cap. (lbs.)	Hub Length	Bore Size	Price Ea.
H2503-BX	3 x 1 1/2"	150	1 3/8"	3/8"	\$3.25	HAC804RA	4 x 1 1/2"	675	1 3/8"	1/2"	\$16.88
H2504-BX	4 x 1 1/2"	250	1 3/8"	3/8"	4.69	HAC824RC	4 x 2"	900	2 3/8"	3/4"	16.39
H2524-RC	4 x 2"	300	2 3/8"	3/4"	8.24	HAC805RC	5 x 1 1/2"	750	1 3/8"	3/8"	16.36
H2525-RC	5 x 2"	325	2 3/8"	3/4"	9.85	HAC825RC	5 x 2"	1000	2 3/8"	3/4"	18.83
H2526-RC	6 x 2"	410	2 3/8"	3/4"	12.81	HAC826RC	6 x 2"	1000	2 3/8"	3/4"	26.76
H2528-RC	8 x 2"	500	2 3/8"	3/4"	16.39	HAC828RC	8 x 2"	1000	2 3/8"	3/4"	33.54

Polyurethane On Cast Iron Wheels

- Constructed of abrasive resistant polyurethane 90 Durometer Shore A for high-load capacity.
- Can be used on virtually any floor surface.

Not affected by oils, grease and most solvents. 90 Durometer Shore A handles temperatures from -30°F to +180°F. Non-marking, non-staining qualities combine with impact, shock and abrasion resistance. Quiet rolling. Roller bearings. FOB Shipping point.

Product No.	Wheel Size	Cap. (lbs.)	Hub Length	Bore Size	Price Ea.
H824-RC-P6HT	4 x 2"	900	2 3/8"	1/2"	\$9.80
H825-RC-P6HT	5 x 2"	1000	2 3/8"	1/2"	12.40
H826-RC-P6HT	6 x 2"	1100	2 3/8"	1/2"	18.99
H868-SB	8 x 3"	2500	3 1/4"	1"	45.07
H810-SX	10 x 3"	2800	3 1/4"	1"	56.31
H812-SX	12 x 3"	3000	3 1/4"	1"	75.47



Semi-Steel Wheels

- Made from cast iron for high performance, abrasive resistance and long life.
- Designed with flat (machined) treads.

In many cases, these wheels will serve where steel or available iron wheels would otherwise be required. FOB Shipping Point.



Product No.	Wheel Size	Cap. (lbs.)	Hub Length	Bore Size	Price Ea.
H136-RA	6 x 2"	1200	2 3/8"	5/8"	\$19.34
H108-SRA	8 x 2"	1400	2 3/8"	5/8"	27.40
H1308-SRD	8 x 3"	2500	3 1/4"	1"	40.39
H1310-SRD	10 x 3"	2700	3 1/4"	1"	60.18

Hi-Cap Rubber Mold-On/Cast Iron Wheels

- Higher load capacity of standard rubber mold-on wheels with semi-steel centers.

Features long service with true abrasion resistance. Made of 90 Durometer hard rubber tread. They start easier with heavy loads with less effort to keep them rolling, while the harder tread reduces heat build-up. Harder surface also reduces embedding of foreign materials from floors. Semi-steel wheel centers with fitting for pressure lubrication. FOB Shipping Point.



Phenolic Canvas Wheels

- Made of macerated canvas impregnated with phenolic resins for high capacity requirements.
- Rolls easily and protects the floor.

Resists shock, water and oil. Withstands -50°F to +250°F. Roller bearings. FOB Shipping Point.



Rubber Mold-On/Cast Iron Wheels

- Top quality 70 Durometer rubber, vulcanized to semi-steel centers.

Combines resilience with total wearability, matching and sometimes surpassing synthetic rubbers in grease resistance. Hardened steel roller bearings have hardened steel outer races for longer wear. Wheel centers are semi-steel. FOB Shipping Point.



HI-CAP RUBBER MOLD-ON/CAST IRON WHEELS						
Product No.	Size	Cap. (lbs.)	Hub	Bore	Wt. (lbs.)	Price Ea.
H904-RA	4 x 1 1/2"	400	1 1/8"	1/2"	1.4	\$8.09
H925-RC	5 x 2"	700	2 3/8"	5/8"	2.8	9.39
H926-RC	6 x 2"	820	2 3/8"	5/8"	3.5	11.02
H907-RB	7 x 1 3/8"	760	2"	3/4"	4.6	10.94
H908-SX	8 x 2"	1000	2 3/8"	5/8"	5.5	15.77
H910-SA	10 x 3"	1500	2 3/4"	7/8"	14.8	39.65
H9316-RA	16 x 3"	2500	3"	1"	35.8	84.67

Product No.	Wheel Size	Cap. (lbs.)	Hub Length	Bore Size	Price Ea.
H1724-RB-S6H	4 x 2"	800	2 3/8"	1/2"	\$7.85
H1725-RB-S6H	5 x 2"	1000	2 3/8"	1/2"	8.96
H1726-RB-S6H	6 x 2"	1200	2 3/8"	1/2"	11.25
H1768-SB	8 x 3"	2500	3 1/4"	1"	36.09
H1710-SX	10 x 3"	2900	3 1/4"	1"	43.07

RUBBER MOLD-ON/CAST IRON WHEELS						
Product No.	Size	Cap. (lbs.)	Hub	Bore	Wt. (lbs.)	Price Ea.
H525-RC	5 x 2"	350	2 3/8"	5/8"	2.8	8.79
H526-RC	6 x 2"	410	2 3/8"	5/8"	3.5	9.82
H508-SX	8 x 2"	500	2 3/8"	5/8"	5.5	14.52
H510-SX	10 x 3"	1000	3 1/4"	1"	16.4	39.16
HLP-5312-SA	12 x 3"	1140	3 1/4"	1"	22.3	50.85
H5316-RA	16 x 3"	1400	3"	1"	35.8	84.02

CASTERS

Caster Works Inc.

Light-Duty Caster

• Capacity up to 500 lbs. per caster.

Light-Duty casters have a low initial cost. They are designed for intermittent usage (light Duty) on manually moved equipment. Best for rolling on smooth floors and in applications where there is no abuse. FOB Shipping Point.

LIGHT-DUTY CASTERS									
Dia.	Width	Cap. (lbs.)	Type	O.A. Height	Wt. (lbs.)	Swivel		Rigid	
						Product No.	Price Ea.	Product No.	Price Ea.
2"	1 5/8"	125	Hard Rubber	2 7/8"	1	H12HR215S	\$2.75	H12HR215R	\$2.13
2"	1 5/8"	150	Steel	2 7/8"	1	H12SS215S	5.60	H12SS215R	4.99
2"	1 5/8"	90	Soft Rubber	2 7/8"	1	H12SF215S	2.75	H12SF215R	2.13
2 1/2"	1 1/2"	150	Hard Rubber	3 1/4"	1.5	HHR2.515S	4.71	HHR2.515R	3.73
2 1/2"	1 1/2"	200	Semi-Steel	3 1/4"	1.5	HSS25S	7.90	HSS25R	6.97
2 1/2"	1 1/2"	125	Soft Rubber	3 1/4"	1.5	HSR25S	4.71	HSR25R	3.73
3"	1 1/4"	175	Soft Rubber	3 3/8"	2	HSR314S	5.69	HSR314R	5.01
3"	1 1/4"	250	Hard Rubber	3 3/8"	2	HHR314S	5.69	HHR314R	5.01
3"	1 1/4"	300	Semi-Steel	3 3/8"	2	HSS314S	7.39	HSS314R	6.72
4"	1 1/2"	240	Soft Rubber	5"	2.5	HSR415S	12.02	HSR415R	10.76
4"	1 1/2"	400	Hard Rubber	5"	2.5	HHR415S	12.02	HHR415R	10.76
4"	1 1/2"	500	Semi-Steel	5"	2.5	HSS415S	20.39	HSS415R	17.42

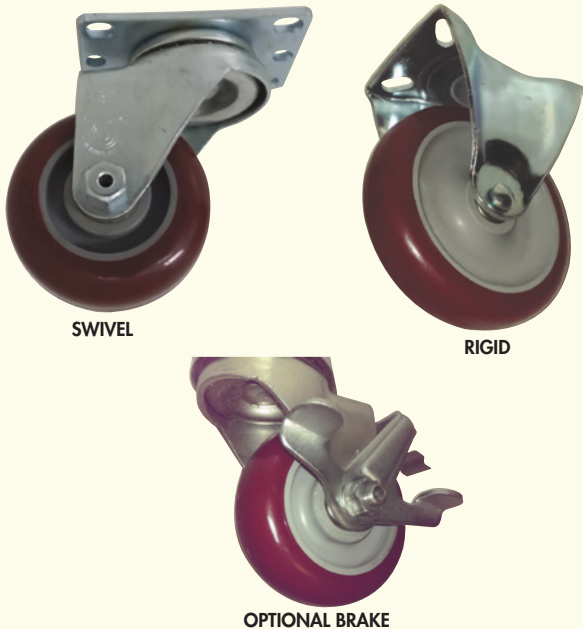


H12HR215S



H12HR215R

Caster Dia.	Swivel		Rigid		
	Top Plate	Bolt Hole Pattern	Top Plate	Bolt Hole Pattern	Mounting Bolt Size
2"	1 1/2 x 2 3/8"	1 5/8 x 2 1/2"	1 7/8 x 2 1/2"	1 5/8 x 2 1/2"	1/8"
2 1/2"	2 1/4 x 3 7/8"	1 3/4 x 3"	2 1/4 x 4 7/8"	1 1/8 x 3 1/2"	3/16"
3"	3 3/8 x 4 1/2"	2 1/2 x 3 3/8"	2 1/4 x 5 1/8"	1 3/8 x 4"	3/8"
4"	4 x 5"	3 1/4 x 6 1/4"	3 x 4"	1 3/4 x 5"	3/8"



SWIVEL

RIGID

OPTIONAL BRAKE

Light-Medium Duty Caster

• Capacity up to 300 lbs. per caster.

Light-Medium casters are ideal for most types of equipment and projects weighing less than 1000 lbs. and are offered with a wide selection of wheels. Used by businesses and consumers for many unique applications. FOB Shipping Point.

LIGHT-MEDIUM DUTY CASTERS									
Dia.	Width	Cap. (lbs.)	Type	O.A. Height	Wt. (lbs.)	Swivel		Rigid	
						Product No.	Price Ea.	Product No.	Price Ea.
3"	1 1/2"	230	Gray Rubber	4 1/8"	2	H23144GRS	\$8.49	H23144GRR	\$6.81
3"	1 1/2"	350	Phenolic	4 1/8"	2.5	H23143PHS	15.07	H23143PHR	13.39
3"	1 1/2"	275	Hard Rubber	4 1/8"	2	H23143HRS	6.25	H23143HRR	4.55
3 1/2"	1 1/2"	250	Gray Rubber	4 3/8"	2	H23.54GRS	9.33	H23.54GRR	7.51
3 1/2"	1 1/2"	350	Phenolic	4 3/8"	2.5	H23.53PHS	14.28	H23.53PHR	12.49
3 1/2"	1 1/2"	285	Hard Rubber	4 3/8"	2	H23.54HRS	6.64	H23.54HRR	4.85
4"	1 1/2"	260	Gray Rubber	5 1/2"	2	H2414GRS	9.66	H2414GRR	8.04
4"	1 1/2"	350	Phenolic	5 1/2"	2.5	H2414PHS	9.33	H2414PHR	7.68
4"	1 1/2"	325	Hard Rubber	5 1/2"	2	H24144HRS	6.97	H24144HRR	5.32
5"	1 1/2"	325	Gray Rubber	6 1/8"	2	H2514GRS	11.04	H2514GRR	9.38
5"	1 1/2"	350	Phenolic	6 1/8"	2.5	H2514PHS	11.26	H2514PHR	9.61
5"	1 1/2"	325	Hard Rubber	6 1/8"	2	H25144HRS	8.52	H25144HRR	6.89

TOP PLATE SIZE: 2 1/2 x 3 3/8" Plate, 1 1/2 x 2 1/2" to 3" Bolt Pattern, Mounting bolt size 3/8"
Call for optional top plate(s) and brakes.

Medium-Duty Caster

• One of our most popular casters, offering exceptional quality.

There are nearly 40 wheels and dozens of bearings, brakes, and options to choose from. Popular applications include: various carts, trucks, dollies, racks, and equipment for almost every industry, including industrial, warehousing, hospitality, institutional, food service, food processing, retail displays, and endless other medium duty applications. FOB Shipping Point.

MEDIUM-DUTY CASTERS									
Dia.	Width	Cap. (lbs.)	Type	O.A. Height	Wt. (lbs.)	Swivel		Rigid	
						Product No.	Price Ea.	Product No.	Price Ea.
4"	2"	400	Gray Rubber	5 5/8"	5	H42GRS	\$17.83	H42GRR	\$14.71
4"	2"	400	Poly on Iron	5 5/8"	7	H424PIS	22.49	H42PIR	19.36
4"	2"	800	Nylon Glass	5 5/8"	4	H42NGS	19.05	H42NGR	15.90
4"	2"	800	Phenolic	5 5/8"	5.5	H42PHS	18.24	H42PHR	15.10
5"	2"	500	Gray Rubber	6 1/2"	6	H52GRS	19.89	H52GRR	16.75
5"	2"	600	Poly on Iron	6 1/2"	8	H524POS	25.18	H524POR	22.04
5"	2"	1000	Nylon Glass	6 1/2"	4	H52NGS	20.03	H52NGR	16.89
5"	2"	1000	Phenolic	6 1/2"	6	H52PHS	19.86	H52PHR	16.72
6"	2"	750	Gray Rubber	7 1/4"	7	H62GRS	22.10	H62GRR	18.94
6"	2"	600	Poly on Iron	7 1/4"	9.5	H624POS	29.22	H624POR	26.02
6"	2"	1000	Nylon Glass	7 1/4"	5	H62NGS	21.76	H62NGR	18.60
6"	2"	1200	Phenolic	7 1/4"	7	H62PHS	22.21	H62PHR	19.05
8"	2"	600	Gray Rubber	9 1/2"	7.5	H82GRS	25.60	H82GRR	22.32
8"	2"	600	Poly on Iron	9 1/2"	10	H82POS	36.41	H824POR	33.14
8"	2"	1100	Nylon Glass	9 1/2"	5.5	H82NGS	28.94	H82NGR	25.66
8"	2"	1250	Phenolic	9 1/2"	8.5	H82PHS	27.93	H82PHR	24.65



H62NGS



OPTIONAL BALL BEARINGS

TOP PLATE SIZE: 4 x 4 1/2" Plate, 2 1/2 x 3 3/8" to 3 x 3" Bolt Hole, Mounting bolt size 3/8"
Call for optional top plate(s), brakes and swivel locks.

KINGPINLESS CASTERS & CASTER WHEELS

Caster Works Inc.

Kingpinless Casters

- Designed for unsurpassed durability and use in abusive and demanding shockload applications that may cause traditional kingpin casters to fail.

The top plate and inner raceway are unique one piece construction. The inner and outer raceways are precision machined and hardened and are held together by hardened steel ball bearings. These casters will exceed your expectations! FOB Shipping Point.

KINGPINLESS CASTERS									
Dia.	Width	Cap. (lbs.)	Type	O.A. Hgt.	Wt. (lbs.)	Swivel Product No.	Price Ea.	Rigid Product No.	Price Ea.
4"	2"	1000	Nylon Glass	5 7/8"	6	H42SKLNGS	\$31.51	H42SKLNGR	\$15.91
4"	2"	900	Poly on Poly	5 7/8"	4.5	H42KLPOPS	31.26	H42KLPOPR	15.66
4"	2"	800	Poly on Iron	5 7/8"	6	H42KLPI	34.93	H42KLPIR	19.36
4"	2"	400	Phenolic	5 7/8"	5.75	H42KLPHS	30.70	H42KLPHR	15.10
5"	2"	1050	Nylon Glass	6 1/2"	5.5	H52SKLNGS	32.52	H52SKLNGR	16.89
5"	2"	1000	Poly Alum 80A	6 1/2"	8	H52KLMP	57.84	H52KLMPR	42.21
5"	2"	900	Poly on Poly	6 1/2"	4.5	H52KLPOPS	33.84	H52KLPOPR	18.21
5"	2"	1100	Poly on Iron	6 1/2"	7	H52KLPI	37.68	H52KLPIR	22.04
6"	2"	1250	Poly Alum 80A	7 1/2"	11	H62KLMP	59.47	H62KLMPR	43.75
6"	2"	1100	Nylon Glass	7 1/2"	6	H62SKLNGS	34.31	H62SKLNGR	18.60
6"	2"	900	Poly on Poly	7 1/2"	5	H62KLPOPS	37.70	H62KLPOPR	21.99
6"	2"	1100	Poly on Iron	7 1/2"	9	H62KLPI	41.76	H62KLPIR	26.02
8"	2"	1500	Poly Alum 80A	9 1/2"	13	H82KLMP	72.13	H82KLMPR	56.24
8"	2"	1300	Nylon Glass	9 1/2"	7	H82SKLNGS	41.26	H82SKLNGR	25.66
8"	2"	1000	Poly on Poly	9 1/2"	7	H82KLPOPS	41.90	H82KLPOPR	26.30
8"	2"	1400	Poly on Iron	9 1/2"	11	H82KLPI	48.77	H82KLPIR	33.14

TOP PLATE SIZE: 4 x 4 1/2" Top Plate, 2 1/2 x 3 3/4" to 3 x 3" Bolt Hole. Mounting Bolt size 3/8".

HEAVY DUTY KINGPINLESS CASTERS									
Dia.	Width	Cap. (lbs.)	Type	O.A. Hgt.	Wt. (lbs.)	Swivel Product No.	Price Ea.	Rigid Product No.	Price Ea.
6"	3"	2000	Poly on Iron	8"	19	H63HDPIS	\$118.94	H63HDP	\$63.33
6"	3"	6000	Ductile	8"	24	H63HDDIS	149.38	H63HDDIR	93.75
8"	3"	2500	Poly on Iron	10 1/2"	28	H83HDPIS	131.34	H83HDP	74.85
8"	3"	6000	Ductile	10 1/2"	32	H83HDDIS	176.75	H83HDDIR	120.25
10"	3"	3000	Poly on Iron	12 1/2"	31.5	H103HDPIS	150.70	H103HDP	91.23
10"	3"	6000	Ductile	12 1/2"	38	H103HDDIS	194.54	H103HDDIR	135.10
12"	3"	3500	Poly on Iron	15 1/2"	29	H123HDPIS	174.93	H123HDP	111.93
12"	3"	600	Ductile	15 1/2"	42	H123HDDIS	240.17	H123HDDIR	177.17

TOP PLATE SIZE: 4 1/2 x 6 1/2" Top Plate, 2 1/2 x 4 1/4" to 3 3/4 x 5 1/4" Bolt Hole.

Please call for all your stainless caster needs, including Stainless Kingpinless casters. We also offer a variety of stem casters both in zinc and stainless steel.

Please call if you don't see what you need



H82KLMP w/added Face Brake



How Kingpinless Casters Work



Call for optional top plate(s), brakes and swivel locks.

Caster Wheels


- Wheels are manufactured to the highest quality expected.

Wheels offer a full range of types that can either be used in swivel or rigid casters or by themselves for applications requiring just a wheel. Many wheel types and options available in flat and round tread wheels. Choose from polyurethane, rubber, thermal plastic rubber, polyolefin, steel, ductile steel, phenolic, glass filled nylon, nylon, aluminum, pneumatic (air filled tires) and semi-pneumatic -- call for items not listed. Wheels are offered in various colors, bearing options and bore sizes -- call for information. We have crossovers to almost every other caster and wheel manufacturer in the industry. FOB Shipping Point.


CASTER WHEELS							
Product No.	Dia.	Width	Cap. (lbs.)	Type	O.A. Hgt.	Wt. (lbs.)	Price Ea.
H42SKLNG	4"	2"	800	Nylon Glass	4"	1	\$7.20
H42KLPOP	4"	2"	500	Poly on Poly	4"	2	5.88
H42KLPI	4"	2"	800	Poly on Iron	4"	5	10.62
H42KLPH	4"	2"	800	Phenolic	4"	2	6.39
H52SKLNG	5"	2"	1000	Nylon Glass	5"	2	7.98
H52KLPM	5"	2"	1000	Poly Alum 80A	5"	2	36.41
H52KLPOP	5"	2"	600	Poly on Poly	5"	2	7.98
H52KLPH	5"	2"	1000	Phenolic	5"	3	7.82
H52KLPI	5"	2"	1100	Poly on Iron	5"	5	13.13
H62KLPM	6"	2"	1250	Poly Alum 80A	6"	3	37.82
H62SKLNG	6"	2"	1200	Nylon Glass	6"	2	9.55
H62KLPOP	6"	2"	720	Poly on Poly	6"	2	11.01
H62KLPH	6"	2"	1200	Phenolic	6"	4	6.39
H62KLPI	6"	2"	1200	Poly on Iron	6"	6	16.27
H82KLPM	8"	2"	1500	Poly Alum 80A	8"	4	49.72
H82SKLNG	8"	2"	1400	Nylon Glass	8"	2	16.02
H82KLPOP	8"	2"	800	Poly on Poly	8"	2	14.09
H82KLPI	8"	2"	1400	Poly on Iron	8"	10	22.77
H82KLPH	8"	2"	1400	Phenolic	8"	5	15.01



Phenolic



Poly on Iron



Nylon Glass



Poly on Poly

We are your one stop shop for all your caster and wheel needs.

QUALITY DRUMS

Salvage Drums

- For safe and sure handling of damaged or leaking containers.
- Helps prevent leaks during storage or transport.

Features 12 ga. bolt rings, sponge, rubber gaskets and optional corrosion resistant epoxy/phenolic lining. Each drum has multi-lingual "Salvage Drum" logo. Complies with D.O.T. 49 CFR 173.3 (c). FOB Shipping Point.

Product No.	Gal. Cap.	Gauge Top/Body/Bottom	Style	UN - Solid	UN - Liquid	Wt. (lbs.)	Price Ea.
HMM0802	8	20/20/20	OH	1A2/X96/S	1A2/Y1.8/150	12	\$69.28
HMM1002	10	20/20/20	OH	1A2/X120/S	1A2/Y1.8/150	14	72.49
HMM2001	20	18/18/18	OH	1A2/X195/S	1A2/Y1.5/200	30	90.06
HMM3001	30	16/18/18	OH	1A2/X235/S	1A2/Y1.5/150	42	103.28
HMM5501	55	16/16/16	OH	1A2/X430/S	1A2/Y1.5/175	60	138.63
HMM5502	55	16/18/18	OH	1AX/X400/S	1A2/Y1.5/150	55	121.54
HMM8501	85	16/16/16	OH	1AX/X440/S		80	170.31
HMM8520	85	20/20/20	OH	1A2/Y440/S		52	136.11
HMM8518	85	16/18/16	OH	1A2/X440/S		70	147.76
HMM85POLY	95	Poly	OH	1H2/X340/S		52	306.56
HMM9601	96	16/16/16	OH	1A2/X440/S		82	183.94
HMM11001	110	16/16/16	OH	1A2/Y409/S		100	340.63

Optional **CORROSION RESISTANT EPOXY/PHENOLIC** lining.



U.N. Certified Cold Rolled Commercial Quality Drums

- Open head drums have removable tops with a 12 ga. bolt ring closure, sponge rubber gasket and plated bolt and nut.
- Closed heads have 2" and 3/4" plugs.

Interior is coated with a corrosion inhibitor. Black with white tops. FOB Shipping Point.

Product No.	Gal. Cap.	Gauge Top/Body/Bottom	Style	UN - Solid	UN - Liquid	Wt. (lbs.)	Price Ea.
HCQ0802	8	20/20/20	OH	1A2/X96/S	1A2/Y1.8/150	12	\$69.28
HCQ0803	8	20/20/20	TH		1A1/X1.4/250	12	53.61
HCQ1002	10	20/20/20	OH	1A2/X120/S	1A2/Y1.8/150	14	72.49
HCQ1003	10	20/20/20	TH		1A1/X1.4/250	14	62.47
HCQ2001	20	16/16/16	OH	1A2/X106/S	1A2/Y1.5/200	40	100.35
HCQ2006	20	18/18/18	OH	1A2/X114/S	1A1/Y1.5/150	30	90.06
HCQ2013	20	16/20/16	TH		1A1/X1.2/300	23	82.23
HCQ3007	30	16/18/18	OH	1A2/X160/S	1A1/Y1.5/150	42	103.28
HCQ3013	30	16/20/16	TH		1A1/X1.2/300	32	87.20
HCQ3014	30	16/16/16	OH	1A2/X150/S	1A2/Y1.5/150	45	116.15
HCQ5507	55	16/18/18	OH	1A2/X400/S	1A2/Y1.5/150	55	121.54
HCQ5508	55	16/16/16	OH	1A2/X430/S	1A2/Y1.5/175	60	138.63
HCQ5511	55	18/18/18	COM		6HA1/Y1.2/100	58	170.31
HCQ5514	55	18/20/18	TH		1A1/X1.6/300	40	85.57
HCQ5515	55	18/18/18	TH		1A1/X1.8/300	50	100.01
HCQ5516	55	16/16/16	TH		1A1/X1.8/300	60	121.54

Lined Interior for 20, 30 & 55 gal. drums. Add \$10.00 unit.



Stainless Steel Drums

- Specially designed for storage, shipping and handling of foods and chemicals where product integrity and purity are important.
- Superior performance in corrosion resistance, tensile strength and reusability.
- All type 304-2B polished stainless steel. FOB Shipping Point.

Product No.	Gal. Cap.	Gauge Top/Body/Bottom	Style**	UN - Solid	UN - LIQUID	Wt. (lbs.)	Price Ea.
HST2003	20	18/18/18	TH		1A1/X1.2/300	30	\$566.53
HST2004	20	18/18/18	OH	1A2/X160/S	1A2/Y1.5/150	30	550.38
HST3003	30	18/18/18	TH		1A1/X1.2/300	40	629.48
HST3004	30	18/18/18	OH	1A2/X225/S	1A2/Y1.5/150	40	618.71
HST5501	55	18/16/18	OH	1A2/X430/S	1A2/Y1.5/200	55	937.06
HST5503	55	18/18/18	TH		1A1/X1.8/300	50	726.62
COVER							
HP1812S	20	18	OH			4.5	112.67
HP1815S	30	18	OH			4.5	144.33
HP2212S	55	18	OH			7.0	154.93
HP2215S	55	16	OH			8.0	194.53
HP2615S	85	16	OH			12.5	223.53

**Standard feature includes carbon steel enclosure ring. OH= Open Head; TH= Tight Head



DRUMS, COVERS & DOLLIES

Dixie Open and Closed Head Drums

- **Environmentally safe.**

Drums are Roto-molded for seamless construction and chemical resistance. Made with FDA approved resins. Open Head Drums can be used with a Bung Lid or a Plain Lid. Closed Head Drums come equipped with 2" NPT and 3/4" NPT bungs. Drums available in Red, Yellow, Green, Blue, Black and White -- please specify. FOB Shipping Point.



Open Head Drums



Closed Head Drums

DIXIE OPEN AND CLOSED HEAD DRUMS						DIXIE OPEN AND CLOSED HEAD DRUMS			
OPEN HEAD DRUMS						CLOSED HEAD DRUMS			
Cap. (gals.)	Size Dia.	Height	Product No.	Wt. (lbs.)	Price Ea.	Product No.	Wt. (lbs.)	Price Ea.	
15	16"	22 3/4"	HSSS-OH-15	8	\$59.12	HSSS-CH-15	8	\$49.35	
20	17 1/4"	26 1/4"	HSSS-OH-20	10	69.94	HSSS-CH-20	10	58.20	
30	19 3/8"	29 3/4"	HSSS-OH-30	15	94.62	HSSS-CH-30	15	76.36	
35	20 3/4"	31 3/4"	HSSS-OH-35	16	106.52	HSSS-CH-35	16	86.79	
55	23 1/2"	36 1/4"	HSSS-OH-55	23	137.05	HSSS-CH-55	23	114.28	

Dixie Drum Covers

Protect your drums from bung seepage in outdoor situations. Rugged polyethylene cover simply lays on top of the drum. Order in pairs. Available in Blue, Black or White -- please specify. FOB Shipping Point.



DIXIE DRUM COVERS					
Product No.	Description	Size Dia.	Height	Wt. (lbs.)	Price Ea.
HDC-15	15 gal. Drum Cover	17"	2"	1.5	\$18.33
HDC-20	20 gal. Drum Cover	18"	2"	1.75	20.07
HDC-30	30 gal. Drum Cover	20"	2"	2	21.82
HDC-55	55 gal. Drum Cover	25"	2"	3	27.50

Order in pairs

Dixie Drum Dollies

Heavy duty, rust resistant polyethylene construction. 600 lb. capacity. Rolls on 4 swivel casters. Available in Blue, Black, or White -- please specify. FOB Shipping Point.



DIXIE DRUM DOLLIES						
Product No.	Description	Size Dia.	Height	Wt. (lbs.)	Price Ea.	
HD-17-15	15 gal. Drum Dolly	17"	3"	4.5	\$76.19	
HD-18-20	20 gal. Drum Dolly	18"	3"	4.75	82.54	
HD-20-30	30 gal. Drum Dolly	20"	3"	5.25	84.82	
HD-24-55	55 gal. Drum Dolly	25"	3"	6	91.70	

Dixie Recycling Lid


- **Has a 7 center opening.**

Collecting aluminum cans or plastic bottles could not be easier with the Dixie Recycling Lid. The Recycling Lid will fit a plastic or metal 55 gallon drum. Molded of dent proof polyethylene for rust resistance and easy cleaning. Available in Blue or Black -- please specify. FOB Shipping Point.

HRC-55, Size, 24" O.D. x 4 3/8" H. Wt. 3 (lbs.) Price Ea. \$31.90



DRUM STORAGE




Drum Storage Racks

- Designed for orderly handling, selective storage and removal of 30 gal. and 55 gal. drums.
- Made of heavy duty steel angles for super strength.

Simply bolt four vertical legs to individual levels, attach x-bracing and rack is ready to accept drums. Shipped K.D. in carton. Convenient forklift entry front and rear. HDR4, HDR6-2H racks have 18" drain height. FOB Shipping Point.

Product No.	Cap. (lbs.)	No. Levels	Size H x W x D	Wt. (lbs.)	Price Ea.
HDR3	2400	3	70 x 33 x 34"	163	\$425.31
HDR4	3200	2	48½ x 60 x 34"	162	426.37
HDR6-2H	4800	2	48½ x 85½ x 34"	210	566.91
HDR6-3H	4800	3	70 x 60 x 34"	230	595.90
HDR9	7200	3	70 x 85½ x 34"	302	779.85



Portable Drum Racks


- Racks stack 4 high and provide four way access with a forklift.
- All welded racks are made of rectangular steel tubing.

Use your forklift to move and store drums. Drum cradles are ½" formed steel. Individual racks may be loaded or unloaded...one rack or the entire stack may be moved. (HPDR3 racks have two way forklift access...recommended not to be moved stacked more than 2 racks high.) FOB Shipping Point.



Size H x L x D	Cap. (lbs.)	Drum Cap.	Product No.	SET-UP Wt. (lbs.)	Price Ea.	Product No.	K.D. Wt. (lbs.)	Price Ea.
12½ x 45½ x 30"	1600	2	HPDR2	45	\$159.58	HPDR2-KD*	51	\$232.31
12½ x 71½ x 30"	2400	3	HPDR3	70	232.15	HPDR3-KD*	76	346.01

*HPDR3-KD ships in two cartons.



CRADLES included with each rack and are easily removable to allow palletized material.

DRUM Pallet Racks

- Heavy duty cross beams are adjustable every 2" along the upright frame.
- Portable drum cradles are made of 1½" tubing to prevent premature drum wear.

High capacity drum storage with these all welded 3" structural channel upright frames. Cradles included with each rack and are easily removable to allow palletized material. Shipped K.D. FOB Shipping Point.

Description	Cap. (lbs.)	Size H x W x D	Product No.	STARTER Wt. (lbs.)	Price Ea.	Product No.	ADD-ON Wt. (lbs.)	Price Ea.
3 Level/12 Drum	14475	84 x 105 x 36"	HDPR12	480	\$1,086.70	HDPR12-A	417	\$946.58
4 Level/16 Drum	19300	120 x 105 x 36"	HDPR16	655	1,442.64	HDPR16-A	563	1,258.93

HDPRC Drum Cradle 12 x 36" Wt. 11 (lbs.) Price Ea. \$31.12

DRUM TRUCKS



AFFORDABLE AND DURABLE.

A) The Comet Drum Truck

- This quality self-stander features a replaceable floating spring loaded axle for easy breaking back drums.
- Stands alone without a kickstand.

Rugged 1 1/4" O.D. steel frame is double welded for extra strength. Chime hook handles both steel and fiber drums. Beveled toes are replaceable. Handles 1,000 lbs. FOB Shipping Point.

Product No.	Wheel Description	Hgt.	Width Handle	Nose	Wt. (lbs.)	Price Ea.
H29VR	10 x 2 1/2" moldon rubber	61"	23"	16 1/2"	81	\$456.09
H29SS	10 x 2 1/2" steel	61"	23"	16 1/2"	84	492.30
H29P	10 x 2 1/4" plain bore polyolefin	61"	23"	16 1/2"	60	403.31

B) The Economy Drum Truck

- Features 1 1/4" O.D. steel frame, all double welded construction for long life.
- Complete with all steel wedge toes, and beveled for easy loading.

Sliding chime hook adjusts for 30 and 55 gal. drums. Rolls smoothly on 10 x 2 1/4" plain bore polyolefin wheels. Measures 61"H x 25 1/2"W. 1000 lb. capacity. Ships via UPS. FOB Shipping Point.

H62P Wt. 50 (lbs.) Price Ea. \$220.09

C) The Challenger Drum Truck

- Balanced to stand upright, without support to save space and prevent accidental tripping.
- Drum is held securely to truck's frame.

Features unique chime hook that handles either steel or fiber drums. Tough, heavy duty construction holds up under rough use . . . easily handles up to 1,000 lbs. Rolls smoothly on 10" x 2 1/2" moldon rubber wheels with 1" roller bearings. Stands 59"H x 24 1/2"W. FOB Shipping Point.

H23VR Wt. 75 (lbs.) Price Ea. \$384.10

D) The Hustler Drum Truck

- Provides perfect balance for loading and moving steel or fiber drums.
- Small rollers behind the toes speed loading and unloading from pallets.

Drum is held securely in place with chime hook. Heavy duty construction means long life and 1,000 lb. capacity. FOB Shipping Point.

Product No.	Wheel Description	Size H x W	Wt. (lbs.)	Price Ea.
H68VR	10 X 2 1/2" moldon rubber	59 x 24 1/2"	71	\$346.67
H68SS	10 x 2 1/2" steel	59 x 24 1/2"	74	392.22
H68P	10 x 2 1/4" plain bore polyolefin	59 x 24 1/2"	50	256.04

The Tandem and Drainer Drum Truck

- Two trucks that let you leave the drum right on the truck...without operator support.
- Perfectly balanced for simple breaking back over rear wheels...ideal for pallet loading and unloading.

Dual purpose chime hook (tandem only) handles both steel or fiber drums. Trucks stand upright both loaded and unloaded. Adjustable chime hook. Husky trucks handle up to 1,000 lbs. Drainer style designed to dispense liquids from 55 gal. drum into a 5 gal. container. 14" drain height. FOB Shipping Point.

Wheel Description	Size H x W	Product No.	A) Tandem Wt. (lbs.)	Price Ea.	Product No.	B) Drainer Wt. (lbs.)	Price Ea.
2 - 10 x 2 1/2" moldon rubber	62 x 25"	H74VR	83	\$396.49	H45VR	89	\$409.79
2 - 6 x 2" moldon rubber							
2 - 10 x 2 1/2" steel	62 x 25"	H74SS	87	462.00	H45SS	93	468.82
2 - 6 x 2" steel							
2 - 10 x 2 1/4" plain bore polyolefin	62 x 25"	H74P	58	316.79	H45P	64	313.67
2 - 6 x 2" plain bore polyolefin							

HKS Optional welded kickstand for "straight-up" storage. Add \$24.13



Trucks stand upright both LOADED and UNLOADED.


PLASTIC/STEEL DRUM HANDLING

Automatic EAGLE BEAK™ DRUM LIFTER

- Simple, easy one man operation.
- Completely automatic operation.

This time tested and proven design allows a fork truck operator to easily secure, move and release drums without leaving the seat of the fork truck. For use with open and closed head plastic, steel and fiber drums with a top lip strong enough to support the weight of the drum. Choose single drum or double drum configuration. Works with 30 and 55 gallon drums. All welded sturdy construction. Low maintenance design. Includes safety chain to secure unit to carriage of fork truck. Powder coat blue finish. FOB Shipping Point.

Fork pockets 6½" w x 2½" usable.



AUTOMATIC-EAGLE-BEAK™ DRUM LIFTERS				
Product No.	No. Drums	Cap. (lbs)	Wt. (lbs.)	Price Ea.
HFMDL-1	1	1000	227	\$913.00
HFMDL-2	2	2000	311	1,251.00

Economical Mechanical Drum Transporter

- Complete mechanical operation.
- Simple design is safe to use -- all welded construction.

Unique design is ideal for lifting and transporting most plastic, steel and fiber drums with a top lip. Unit features a manual mechanical ratchet mechanism for lifting drums up 6". Spring-loaded steel jaws securely grip top lip of drums. Inside straddle width is 24. Straddle legs rotate for access to drums on pallets. FOB Shipping Point.



ECONOMICAL MECHANICAL DRUM TRANSPORTER					
Product No.	Overall Size W x L x H	Cap. (lbs)	Jaw Service Range	Wt. (lbs.)	Price Ea.
HDCR-880-M	60½" x 46½" x 42½"	880	27" to 45"	275	\$888.00

Portable Drum Jack

- Safe and efficient use.
- Compact in size -- quick simple operation.

Ergonomic design keeps workers safe, comfortable and productive, while eliminating the risk of pinched fingers, crushed feet and back injury. Rugged all steel construction. Unique grapple systems which grasps the drum securely into the steel saddle prior to lifting it vertically. Drum is held in this position during transport, enabling open drums to be handled without spillage. FOB Shipping Point.

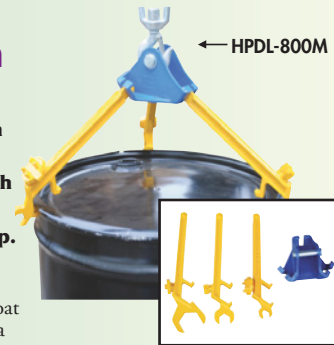


PORTABLE DRUM JACK				
Product No.	Overall Size W x D	Cap. (lbs)	Lift Height	Price Ea.
HDRUM-55S	29 x 41"	1000	5¼"	\$758.00

Multi-Purpose Overhead Drum Lifter/Wrench

- Simple 3 arm design for use with most closed head 30/55 gallon plastic, steel and fiber drums with top lip.
- Manually attaches to drum top lip.

Drum may be transported with use of overhead lifting device (not included). All welded steel construction. Powder coat finish. Removable arms also function as a wrench. Use on drum plugs, faucets and rim ring bolts. Fork loop is optional. FOB Shipping Point.



MULTI-PURPOSE OVERHEAD DRUM LIFTER/WRENCH				
Product No.	Description	Cap. (lbs)	Wt. (lbs.)	Price Ea.
HPDL-800-M	Drum Lifter	800	20	\$146.00



Fork Mounted Poly Drum Handler

- Safe and easy to use Plastic Drum Handler.
- All welded steel construction -- durable powder coat finish.

HFDDL-8-L has adjustable arms designed to fit 55 gal. round bottom plastic drums. Low drum attachment point allows for use of both open and closed head drums. FOB Shipping Point.

HFDDL-11-H fits around the top lid of a plastic drum. For use with 30 and 55 gal. plastic closed head drums. 7½"W. x 2½"H. usable fork tubes on 20½" centers. High drum attachment point for use with top lip at least ¾"H. Will work with steel and fiber drums too. FOB Shipping Point.

FORK MOUNTED POLY DRUM HANDLER					
Product No.	Description	Cap. (lbs)	Overall Size W x L x H	Wt. (lbs.)	Price Ea.
HFDDL-8-L	Bottom Drum Lifter	800	29" x 56½" x 22½"	235	\$596.00
HFDDL-11-H	Top Drum Lifter	1100	29" x 48½" x 22½"	196	760.00



Lo-Profile drum caddies roll **EASILY**.



1) Align unit in front of drum, remove handle grip drum with the handle.



2) Tip drum while guiding the base under the drum.



3) Reattach handle and transport drum to desired location.



Lo-Profile Drum Caddy

- Reduce injuries caused by lifting and carrying drums.
- Utilizes 30 or 55 gal. steel or poly drums or (2) 5-Gallon pails.

Lo-Profile drum caddies roll easily on 2-6" x 2" rigid and 1-3" x 1" mold-on rubber casters. Inside cradle diameter is 23½". Cradle height is ½". Inside cradle diameter measures 23½". FOB Shipping Point.

LO-PROFILE DRUM CADDLE			
Product No.	Cap. (lbs)	Wt. (lbs.)	Price Ea.
HLO-DC-MR	1000	41	\$119.00

DRUM ACCESSORIES



HDD-9



HD-HEAD-1

Drum Deheader

- Easily converts drums into storage containers.
- Built for rugged and dependable work.

Standard Drum Deheader...can be adjusted to open steel drums with different thicknesses. Cutting edge of the blade is angled for maximum penetration and provides a full 3" cut with each stroke, flattening the cut edge so there are no sharp or jagged projections. Express-Open Drum Deheader...quickly remove the head of a steel drum in less than 30 seconds! Comfortable handle configuration allows for maximum operator comfort. Inside cutting blade does not leave a sharp edge on drum. FOB Shipping Point.

Product No.	Description	Wt. (lbs.)	Price Ea.
HDD-9	Standard Drum Deheader	7	\$77.00
HDDB-1	Replacement blade	2	18.00
HD-HEAD-1	Express-Open Drum Deheader	4	125.00
HD-HEAD-B	Replacement blade	1	19.00



Deluxe Rotating Drum Carts

- Rugged construction features handle loads up to 1000 lbs.!

Practical design is easy to use and operate. Two retractable wooden handles are included for easy one-person operation. Steel handle also included for holding drum during tipping operation. Steel handle includes built-in bung nut wrenches as an extra feature. Includes 2 swivel, 2 rigid casters. Painted finish. Easy assembly. FOB Shipping Point.

DELUXE ROTATING DRUM CARTS			
Product No.	Wheel Size Description	Wt. (lbs.)	Price Ea.
HRDC-1000-5PU	5"-poly-on steel	77	\$228.00
HRDC-1000-5PO	5"-polyolefin	73	196.00
HRDC-1000-5SS	5"-steel	70	201.00

HRDC-1000-DPN Optional Drip Pan. Wt. 2 (lbs.) Price Ea. \$46.00




Economy Rotating Drum Carts

- Simple, safe operation.

Handle is not included – please order separately. Handle includes built-in drum tipper to assist with liquid drainage and bung nut wrench. Rugged steel construction for 800 lb. capacity use. Painted finish. Easy assembly. FOB Shipping Point.

ECONOMY ROTATING DRUM CARTS				
Product No.	Cap. (lbs.)	Wheel Size Description	Wt. (lbs.)	Price Ea.
HRDC-60-NC	800	None	46	\$106.00
HRDC-60-5-PU	800	5"-polyurethane	46	190.00
HRDC-60-5-PO	800	5"-polyolefin	46	137.00
HRDC-60-5-SS	800	5"-steel	60	156.00

HRDC-60-HDL Optional Handle. Wt. 6 (lbs.) Price Ea. \$22.00
HRDC-60-DPN Optional Drip Pan. Wt.3 (lbs.) Price Ea. \$46.00



Bung Nut Wrenches

- Universal style fits all types of industrial drum plugs and bung in metal or plastic.
- Won't bend, break or chip.

Available in cast steel with polished zinc finish and non-sparking bronze alloy to meet many applications. Multipurpose: also works as a bung wrench, ring wrench and faucet wrench -- eliminates the need for extra tools. FOB Shipping Point.

Product No.	Description	Overall Length	Wt. (lbs.)	Price Ea.
HBNW-A	Non-sparking aluminum - single ended	10½"	2	\$16.00
HBNW-I-W	Polished zinc cast steel	13"	5	33.00
HBNW-B-W	Non-sparking bronze alloy	13"	5	94.00
HBNW-IX-W	Polished zinc cast steel	12"	2	27.00
HBNW-BX-W	Non-sparking bronze alloy	12"	2	51.00

Manual Pail Tipper

- Easily tip liquid contents with this convenient and durable 5 gal. Can Tipper.
- Folds flat for storage.

Adjustable safety arm secures itself to the top of the can. Unit can accommodate square boxes that fit into the perimeter. Available in steel or stainless steel. Capacity 70#. FOB Shipping Point.



Product No.	Construction	Dispensing Hgt.	Wt. (lbs.)	Price Ea.
HCAN-A	Steel	10"	11	\$48.00
HCAN-S	Stainless Steel	10"	12	112.00

OAS = 12½"W. x 14½"D. x 30"H.

Drum Tops

- Used for recycling and general waste disposal.
- Drum Tops are steel covers that fit over 55 gallon drums used for recycling (HCAN-CAP) and general waste disposal (HTRASH-TOP).



Features powder coated finish with ultra violet stabilizer and screws for securing cover to drum. Model HCAN-CAP includes a "Can Only" decal. Units measure 24½" dia. FOB Shipping Point.

HTRASH-TOP General Waste Top. Opening size 8½"H. x 24½"W. Wt. 8 (lbs.) Add suffix: R (Red), G (Green) or B (Black) to specify color. Price Ea. \$93.50

HCAN-CAP-G Galvanized Recycling Top. 3" Opening size. Wt. 4 (lbs.) Price Ea. \$37.90


Safety Drum Sling

- Quickly, simply, lift any size steel drum in the horizontal position.

Lifts closed-head or open-head drums with or without tops in place. Large steel lifting ring accommodates the hooks of most overhead lifting systems. Quickly, simply, lift 55 and 30 gallon steel drums. FOB Shipping Point.



Product No.	Cap. (lbs.)	Acceptable Drum Style	Style	Wt. (lbs.)	Price Ea.
HDSC-750-B	750	55 & 30 gal. steel	Brass	6	\$123.00
HDSC-1000-I	1000	55 & 30 gal. steel	Iron	7	44.00



Drum Clutcher

- Unique Safety Latch secures arms around drum for extra security.
- Utilize with crane or fork lift truck boom.

Durable and tough Drum Clutcher safely lifts drums. Heavy gauge steel construction stands up to heavy duty service. Designed for steel drums with a top up or chime. FOB Shipping Point.

Product No.	Cap. (lbs.)	Cap. (gals.)	Wt. (lbs.)	Price Ea.
HDCL-1000	1000	55	265	\$110.00
HDCL-550	1000	30	24	103.00

Drum Lifter

Ratchet Safety Locking Handle

- For overhead chain or hoist use.
- Unique lifting system grips drums securely.

Safely and easily lift 30 or 55 gal. steel drums in the vertical position. Ratchet safety locking handle provides a locked grip. FOB Shipping Point.




Product No.	Cap. (lbs.)	Wt. (lbs.)	Price Ea.
HFDT-22	1000	23	\$142.00

DRUM FAUCETS, WRENCHES & DEHEADERS

Zinc Die Cast Faucets

- Zinc die cast alloy.
- .75" NPT connection.
- Viton gasket.

Easy-to-use self-closing design. Can be padlocked in closed position for added security. FOB Shipping Point.
H272083 with flame arrestor. Wt. .53 (lbs.) Price Ea. \$28.86
H272080 with no flame arrestor. Wt. .53 (lbs.) Price Ea. \$12.66



H272083
With flame arrestor
FM APPROVED for
non-viscous liquids.


H272080
No flame arrestor
FM APPROVED for
viscous liquids only.

Plastic Faucets

- Includes 3 EPDM sealing gaskets: thin, medium and thick.

2" NPT Polyethylene drum faucets produced from FDA approved material. Good for viscous non-corrosive fluids. FOB Shipping Point.

H272176 Plastic Faucet. Wt. 0.83 (lbs.) Price Ea. \$10.99
H272179 Plastic Faucet with Deluxe Features. Wt. 1 (lbs.) Price Ea. \$14.46



H272176
2" NPT Thread



H272179
With Deluxe features: Level Gauge Port, Pail Hook, and Handle Pad Lock
.75" NPT Thread

Non-Sparking Drum Plug Wrenches

- Bronze alloy.
- Stronger than aluminum.

Offset handle design reduces user stress and minimizes knuckle injury. FOB Shipping Point.

H272086 Non-Sparking Drum Plug Wrench Deluxe Model. Wt. 3 (lbs.) Price Ea. \$44.10
H272016 Non-Sparking Drum Plug Wrench. Wt. 2 (lbs.) Price Ea. \$33.69



H272086
Deluxe model. Built-in 1.25" wrench for tightening faucets into drums. Handles bung patterns 1, 2, 3 & 5



H272016
Our Most popular Wrench. Handles bung patterns 1, 2, 3 & 5

Heavy Duty Stainless Steel Faucet

- .75" NPT connection.
- PTFE gasket.

Adjustable shank designed to easily adjust to proper drain position after installing in drum.

FOB Shipping Point.
H272038 Heavy Duty Stainless Faucet. Wt. 1.5 (lbs.) Price Ea. \$160.91




H272038
Internal flame arrestor
FM APPROVED for use with oils (under 30 SAE) and non flammables, compatible with stainless steel.

Heavy Duty Brass Faucets

- .75" NPT connection.
- PTFE gasket.

Easy to use self closing design. FOB Shipping Point.

H272037 Heavy Duty Brass Faucet with Adjustable Shank Design. Wt. 1.4 (lbs.) Price Ea. \$65.25
H272081 Heavy Duty Brass Faucet with Rigid Shank Design. Wt. 1.43 (lbs.) Price Ea. \$52.20



H272037
Internal flame arrestor
FM APPROVED for use with oils (under 30 SAE) and non-corrosive flammables.

H272081
External flame arrestor
FM APPROVED for use with oils (under 30 SAE) and non-corrosive flammables.

Drum Funnel with Lockable Cover

- Red polyethylene 4-quart funnel with 2" NPS fitting to screw into bung opening.

Equipped with black polyethylene lockable cover and removable strainer screen. FOB Shipping Point.

H272140 Drum Funnel with Lockable Cover. Wt. 1.1 (lbs.) Price Ea. \$13.05



H272140

Vertical Polyethylene Pop-up Gauge

- Pops up to indicate drum is almost full.
- Fits standard 3/4" - 14 NPS bung holes.

Available in 2 sizes 5" long and 11" long. Equipped with closure cap. FOB Shipping Point.

H272216 5" Long Vertical Pop-Up Gauge. Wt. 0.30 (lbs.) Price Ea. \$10.35

H272217 11" Long Vertical Pop-Up Gauge. Wt. 0.50 (lbs.) Price Ea. \$12.86



H272217 & H272216

Heavy Duty 2" Brass Gate Valve

- 2" NPT connection.

Fast, self closing PTFE blade. FOB Shipping Point.
H272034 Heavy Duty 2" Brass Gate Valve. Wt. 6.8 (lbs.) Price Ea. \$131.72

H272034
FM APPROVED for use with viscous non-corrosive fluids heavier than 30 SAE.



Deheaders

- Sharp-edged hardened steel replaceable blade
- Comfortable plastic hand grip.


Open any size and gauge steel drum quickly and easily, allowing drum recycling without the risk of fire from cutting with a torch. FOB Shipping Point.

H440013 Heavy Duty Deheader. Wt. 9 (lbs.) Price Ea. \$76.76

H440014 Heavy Duty Replacement Blades. Wt. 0.60 (lbs.) Price Ea. \$16.65

H272018 Deheader. Wt. 7 (lbs.) Price Ea. \$62.36

H272012 Replacement Blades. Wt. 0.75 (lbs.) Price Ea. \$13.82



H440013
Heavy duty deheader
H440014
Replacement blades

H272018
Our Most popular deheader
H272012
Replacement blades

Non-Sparking Deheader

- 100% non-sparking deheader.
- Comfortable plastic hand grip.

Sharp-edged hardened non ferrous alloy replaceable blade. FOB Shipping Point.

H272301 Non-Sparking Deheader. 100% non-sparking. Wt. 8 (lbs.) Price Ea. \$419.47

H272302 Replacement Blades. Wt. 0.35 (lbs.) Price Ea. \$135.84



H272301
Non-sparking deheader.
100% non-sparking.
H272302
Replacement blade.

Drum Vent

- Automatically relieves pressure at 5 PSI.
- Maximum flow of 220 CFM at 20 PSI.

Flame arrestor prevents sparks and flame from igniting drum contents. Fits 2" bung hole in steel and plastic drums. FOB Shipping Point.

H272030 Drum Vent. Wt. 1 (lbs.) Price Ea. \$61.33

H272030
For drums in horizontal (pouring) position. Manual vacuum relief by lifting and rotating valve stem.
FM APPROVED.



DRUM HANDLING EQUIPMENT



Steel Drum Trucks

- Made of industrial strength, heavy duty 1" structural pipe frames.
- All joints double welded.

All trucks can be stored in the upright position. Safe, one-man handling of heavy 55 gal. drums. Features vinyl hand grips. FOB Shipping Point.



H30BT Dispensing

A) H20BT



D) H15BT



F) H30BT

A) Floating Axle Ergonomic Drum Truck

Easiest drum truck for one person to handle. Floating axle reduces effort required to break over and balance the load. Chime hook can be stored at the top of frame. Self-standing. Replaceable hard double-beveled nose prongs.

A) FLOATING AXLE ERGONOMIC DRUM TRUCK					
Product No.	Cap. (lbs.)	Wheel Description	Overall Size W x H	Wt. (lbs.)	Price Ea.
H20BT	1000	10 x 2.5" moldon rubber	23.75 x 61"	74	\$348.11
H20BTW	1000	10 x 2.25" polyolefin	23.75 x 61"	59	309.47

B) Economy Series Drum Truck (not shown)

Affordable and durable. Angular steel base design. Kickstand. 24"W. at handle. 16.25"W. at nose.

B) ECONOMY SERIES					
Product No.	Cap. (lbs.)	Wheel Description	Overall Size W x H	Wt. (lbs.)	Price Ea.
H5BT	1000	10 x 2.5" moldon rubber	24.5 x 62"	68	\$251.81
H5BTW	1000	10 x 2.25" polyolefin	24.5 x 62"	53	205.01

C) Standard Series (not shown)

Machined steel load wheels behind nose prong help ease the lifting of drum. Classic single bar frame design. Kickstand. 24"W. at handle. 16.25"W. at nose.

C) STANDARD SERIES					
Product No.	Cap. (lbs.)	Wheel Description	Overall Size W x H	Wt. (lbs.)	Price Ea.
H10BT	1000	10 x 2.5" moldon rubber	24.5 x 62"	64	\$325.61
H10BTW	1000	10 x 2.25" polyolefin	24.5 x 62"	50	297.13

D) Deluxe Series

Four wheel design enable user to quickly and easily load and unload drums from pallet. Rear 6" wheels stabilize the load for effortless transport. Replaceable hard double-beveled nose prongs. Self-storing chime hook. Kickstand. 16.25"W. at nose.

D) DELUXE SERIES					
Product No.	Cap. (lbs.)	Wheel Description	Overall Size W x H	Wt. (lbs.)	Price Ea.
H15BT	1000	10 x 2.5" moldon rubber	24 x 60"	79	\$371.12
H15BTW	1000	10 x 2.25" polyolefin	24 x 60"	61	308.89

E) Ergonomic Drum Truck (not shown-similar to (D) but with rear swivel casters)

Ergonomic swivel caster design reduces operator muscle strain and fatigue. Swivel casters allow for smooth and tight turns in congested areas and provide 4 wheel support. Not recommended for use with pallets. Replaceable hard double-beveled nose prongs. Kickstand. 16.25"W. at nose. Capacity 1000 lbs. Wheels are 10 x 2.5" moldon rubber. Overall size 24"W x 60"H.

H15BTTC, Wt. 79 (lbs.), Price Ea. \$404.10

F) Drum Truck w/Drain Stand

Multi-functional drum truck allows four wheel drum handling and acts as a drum cradle for storage or dispensing. Frame clearance for dispensing into 5 gal. pails. Real axle allows for loading and unloading of drums from pallets. Kickstand. 16.5" drain height.

F) DRUM TRUCK W/DRAIN STAND					
Product No.	Cap. (lbs.)	Wheel Description	Overall Size W x H	Wt. (lbs.)	Price Ea.
H30BT	1000	10 x 2.5" moldon rubber	24 x 56.5"	82	\$292.11
H30BTW	1000	10 x 2.25" polyolefin	24 x 56.5"	66	235.67

Poly Drum Trucks

A) Standard Poly Drum Truck

Handles all poly and fiber drums except overpacks. Features replaceable "feet" and belt. Wide "feet" and belt eliminate the risk of drums being punctured by nose prongs and chime hooks. Floating axle reduces effort required to break over and balance the load. 23.5"D. Patented design. FOB Shipping Point. Handles all polydrums except overpacks. 6" x 1.5" rear wheel. Patented design. FOB Shipping Point.

A) STANDARD POLY TRUCK					
Product No.	Cap. (lbs.)	Wheel Description	Overall Size W x H	Wt. (lbs.)	Price Ea.
H40BT	1000	10 x 2.5" Moldon Rubber	23.5 x 59.5"	82	\$384.94
H40BTW	1000	10 x 2.25" Polyolefin	23.5 x 59.5"	67	350.49

B) Overpack Poly Drum Truck (not shown-similar in appearance to (A))

Recommended primarily for handling of 85 gallon overpacks. Long belt allows truck to handle all poly drums. Replaceable "feet" and belt. Wide "feet" and belt eliminate the risk of drums being punctured by nose prongs and chime hooks. Floating axle reduces effort required to break over and balance the load. 23.5"D. Patented design. FOB Shipping Point.

B) OVERPACK POLY TRUCK					
Product No.	Cap. (lbs.)	Wheel Description	Overall Size W x H	Wt. (lbs.)	Price Ea.
H45BT	1000	10 x 2.5" Moldon Rubber	23.5 x 59.5"	82	\$394.65
H45BTW	1000	10 x 2.25" Polyolefin	23.5 x 59.5"	67	361.22



C) H50BT

A) H40BT

A) H40BT

C) Poly Truck w/Drain Stand

Use as a poly drum truck and as a convenient drain stand. Wide "feet" and belt eliminate the risk of drums being punctured by nose prongs and chime hooks. Handles all polydrums except overpacks. 6" x 1.5" rear wheel. Patented design. FOB Shipping Point.

C) POLY TRUCK W/DRAIN STAND					
Product No.	Cap. (lbs.)	Wheel Description	Overall Size W x H	Wt. (lbs.)	Price Ea.
H50BT	1000	10 x 2.5" Moldon Rubber	23.75 x 58"	86	\$327.54
H50BTW	1000	10 x 2.25" Polyolefin	23.75 x 58"	65	278.29

DRUM HANDLING EQUIPMENT



PolyJaws Drum Grip

- Works on poly drums that have at least a 3/16" top lip.
- Fork truck driver does not have to leave cab to engage or disengage drum.

Handles most 55 and 30 gal. poly drums. 1000 lb. capacity. Ships KD and boxed via UPS. Fork pocket size 5.375" x 1.5". Orange in color. FOB Shipping Point.
HPJ Wt. 37.5 (lbs.) Price Ea. \$421.59



Combination Drum & Hand Truck

- Dual purpose truck can be used as a hand truck or drum truck.
- Chime hook works with 55 & 30 gal. drums. Curved frame accommodates 5 gal. pails and kegs.

Handles loads up to 800 lbs. Measures 19.75"W. x 48"H. x 15"D. FOB Shipping Point.
H156DH-Z 10" x 2.75" Semi-Pneumatic Tires. 700 lb. cap. Wt. 39 (lbs.) Price Ea. \$160.84
H156DH-HB 8" x 2" Moldon Rubber Tires. 800 lb. cap. Wt. 42.5 (lbs.) Price Ea. \$134.36




Drum Grabs

- Features all welded steel construction for durability.
- The safe and cost effective way to move steel drums.

Non-Adjustable Drum Grabs...designed for use with 55 gal. steel drums. FOB Shipping Point.

Adjustable Drum Grabs...handles 55 or 30 gal. steel drums. Features replaceable cast pieces. FOB Shipping Point.



DRUM GRABS NON-ADJUSTABLE DRUM GRABS					
Product No.	Handles	Cap. (lbs.)	Fork Pocket ID	Wt. (lbs.)	Price Ea.
HDJ-55	1-55 gal. drum	1500	5.5 x 2"	145	\$445.08
HDJ-255	2-55 gal. drums	1500	7 x 2.25"	230	608.16
ADJUSTABLE GRABS					
HADJ-53	1-55 gal., or 1-30 gal. drum	1500	5.5 x 2"	135	506.40
HADJ-253	2-55 gal., or 2-30 gal. drums	1500	7 x 2.25"	215	684.72

Gator Grip Drum Grab

- Exclusive patent Auto Grip Lock automatically locks the grip jaws closed. Won't drop drum, even over rough terrain.
- Can be used with steel, fiber and poly drums without having to make any adjustments.

Superior gripping action holds drums tight even over rough terrain. Handles drums up to 1,000 lbs per grip. Can be used with open or closed head drums. Allows lifting and placing drums in tight spots. Lifts drums from the top of center to minimize the risk of damage. Mounts easily on forks -- just hand tighten lock screws and no tools required. FOB Shipping Point.
HEGG-1 One Drum Capacity Wt. 126 (lbs.) Price Ea. \$721.93
HEGG-2 Two Drum Capacity. Wt. 208 (lbs.) Price Ea. \$1,333.93



Open Head Drum Lifter

- Works on open and closed head drums.
- For use with standard steel or poly drums with at least 3/8" chime. Lifting arms are adjustable to work with most 55 or 30 gallon drums. Three-point contact of the lifting arms prevents or minimizes deformation of the drum and provides more secure lifting. FOB Shipping Point.



OPEN HEAD DRUM LIFTER				
Product No.	Overall Size	Cap. (lbs.)	Wt. (lbs.)	Price Ea.
H240038	29 1/2 x 5 1/2 x 29 1/2"	1000	18	\$191.57

Standard Drum Cradle

- Economical and convenient way to tip, drain and store 55 gal. drums.
- Simple and easy for one person to use.

Units available with 2.5" polyolefin wheels, self-storing load tipping lever and swivel casters. Shipped KD and boxed via UPS. Quick and easy to assemble. FOB Shipping Point.



DRUM CRADLES						
Product No.	Cap. (lbs.)	Wheel Position	Tipping Lever	Size L x W x H	Wt. (lbs.)	Price Ea.
HCW-10	600	Inboard	Yes	32.5 x 19.5 x 15"	29	\$104.72
HCWO-10	600	Outboard	Yes	32.5 x 19.5 x 15"	32	108.64
HCWS-10	600	Inboard	Yes	32.5 x 19.5 x 15"	37	137.25
2 swivel casters						

Value Grabs

- Durable construction features.
- Economically priced.

Lifts and moves steel drums up to 1000 lbs. FOB Shipping Point.



VALUE GRABS SINGLE DRUM GRAB						
Product No.	Handles	Jaws	Cap. (lbs.)	Fork Pocket ID	Wt. (lbs.)	Price Ea.
HSVG-55	1-55 gal. drum	Non-adjustable	1000	5.5 x 2"	121	\$277.98
HSAVG-53	1-55 gal., or 1-30 gal. drum	Adjustable	1000	5.5 x 2"	115	340.56
DOUBLE DRUM GRAB						
HDBG-255	2-55 gal. drums	Non-adjustable	1000	7 x 2.25"	198	409.38
HDAVG-253	2-55 gal., or 2-30 gal. drums	Adjustable	1000	7 x 2.5"	194	480.72

ERGONOMIC DRUM HANDLERS



Ergonomic Drum Handlers

- Exclusive patent-pending Auto Grip Lock automatically locks the grip jaws closed.
- The Auto Grip Lock won't open, even over rough terrain.

The ergonomic solution for lifting, transporting and placing drums on spill pallets. No need for the operator to touch the drum to raise, transport and lower. Features 1100 lb. capacity hydraulic jack for easy lifting of steel, poly and fiber drums -- lifts 1" per stroke. Spring loaded grip holds any rimmed drum. Handles most 30, 55 and 85 gal. drums. Ergonomic design allows drums to be easily raised 20" above the floor. Swivel 5" x 2" phenolic casters for easy movement. Choose from five models - Standard, High Reach, Scale, Power Lift and Power Lift & Drive. FOB Shipping Point.



H240150
Standard Model



Steel



Poly



Fiber

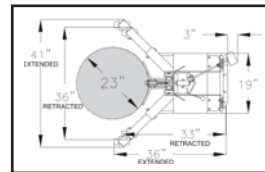


H240154

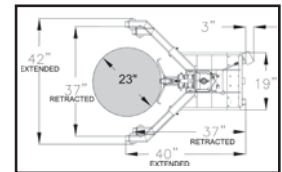


H240155

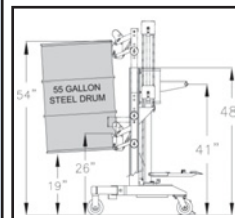
ERGONOMIC DRUM HANDLER						
Product No.	Description	Min Lift Height	Max Lift Height	Cap. (lbs.)	Wt. (lbs.)	Price Ea.
H240150	Standard Handler	26"	54"	1100	356	\$2,568.24
H240154	High-Reach Handler	26"	73"	1100	376	3,215.70
H240155	Handler with Scale	26"	54"	1100	356	5,029.98
H240156	Handler with Power Lift	25"	73"	1100	531	5,029.62
H240157	Handler with Power Lift and Drive	25"	73"	1100	691	9,417.72



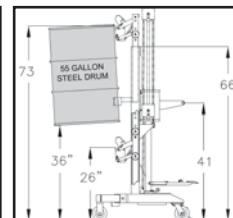
H240150/H240154 Schematic



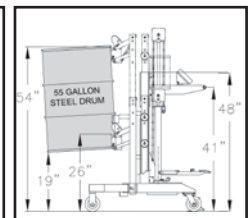
H240155 Schematic



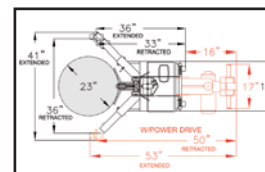
H240150 Schematic



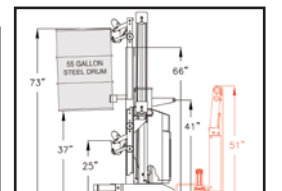
H240154 Schematic



H240155 Schematic



H240156/H240157 Schematic



H240156/H240157 Schematic



H240156



H240157

ECONOMICAL DRUM PUMPS



Adjustable Chemical Pumps

- Four setting snap-on adapter tube lets you dispense accurate portions with each stroke, without measuring.
- Resistant to acids and chemicals.

Polypropylene body is excellent for most acids and chemicals, especially where overfilling and underfilling might be dangerous. Prevents dripping with added 360° rotating spout safety feature. Pumps fit ¾" and 2" bungs. FOB Shipping Point.

Ltr. No.	Product No.	Max Ounces Per Stroke	Wt. (lbs.)	Price Ea.
A	H6008	8	1	\$11.47
B	H6009	16	1	16.79

Plastic Siphon Pumps

- Easy bellows operation...pumps to higher level, siphons to lower level.
- Compatible with water-based chemicals, mild corrosives, detergents and petroleum based fluids.
- Durable polyethylene construction. Fits 2" NPT bung in 15, 30 or 55 gal. drums. FOB Shipping Point.

Product No.	Pump	GPM	Wt. (lbs.)	Price Ea.
H4005	PE	5	1	\$8.24
H4006	PE	7	1	13.79
H4008	PVC & PE	7	1	14.07

2" Ergo Faucet

- Fits all standard 2" drum openings.
- Made of virgin polyethylene and easily handles viscous materials.

Faucet shoulder and gasket provide a positive leak-proof seal. Gasket is made of EPT material. FOB Shipping Point.

H2ERGO Wt. 2 (lbs.) Price Ea. \$12.86

Bulb Siphon Pump

- Small container transfer pump useful for quick jobs.
- Fits one-to five-gal. containers without the need for drum taps and funnels.


Furnished with flexible discharge tube and hose hook.

Flow rate is 2 GPM. FOB Shipping Point

H4007 Wt. ½ (lbs.) Price Ea. \$2.86



Call For Chemical Compatibility



PVC Hand Pump

- All-purpose hand action pump is ready for a variety of pumping chores.
- Fits 15, 30, and 55 gallon drums with standard 2" PVC bung adapter.

Rugged design handles up to 22 oz. per stroke and includes 36" discharge hose for the complete package. FOB Shipping Point.

Product No.	Ounces Per Stroke	Discharge Hose	Wt. (lbs.)	Price Ea.
H506	8	21"	2	\$24.56
H507	22	36"	3	45.91

\$29 minimum order on this page.



High Speed Rotary Pump

- Designed for transferring petroleum fluids.
- Can empty a 55 gal. drum in less than 2 minutes.

Features a lightweight aluminum body, steel suction tube, polyethylene discharge tube and 2" IPS adjustable bung adapter. FOB Shipping Point.

H9005H/T Wt. 11 (lbs.) Price Ea. \$165.47



PVC Barrel Pumps

PVC Pump Economical and reliable. Delivers 8 oz. per stroke. Includes 22" PVC extension tube and PVC piston. For water and other nonflammable liquids with drip resistant spout.

FOB Shipping Point.

PVC Pump


Pumps 22 oz. per stroke for quick and efficient performance. All PVC constructed frame has 38" long pump body so no extension tube is needed. For water and other nonflammable liquids with drip resistant spout. FOB Shipping Point.

Product No.	Description	Wt. (lbs.)	Price Ea.
H505	PVC	2	\$24.56
H504	PVC	3	45.91

BARREL PUMPS

Barrel Pump Packages

Pumps at a rate of 35 GPM and have a seal-less design which allows for run-dry capability. Variable speed motors allow for controlled dispensing. 35 feet of head, 1500 cps. Comes complete with 6' of hose, nozzle, mounting bracket and 2" bung adapter. 39" tubes for drums and 47" tubes for totes. FOB Shipping Point.



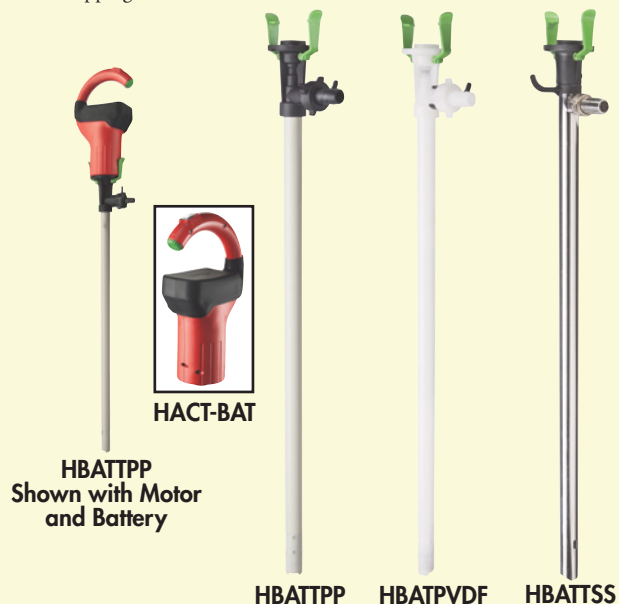
Standard Barrel Pump Package

Barrel Pump Package with Inline Flow Meter

Air Motor

Battery Operated Pumps

Empty a drum in 3 minutes. Variable speed motor can empty up to 10 drums on one charge. Lightweight unit single hand operation with a splash proof cover can be used indoor or outdoor. Simple snap in battery pack and quick motor attachment, no tools required. Three tube set sizes to choose from. For use with 5, 30 & 55 gallon drums. FOB Shipping Point.



HACT-BAT

HBATTPP
Shown with Motor
and Battery

HBATTPP

HBATPVDF

HBATTSS

Motor and Battery

• Battery, charger, motor cover and motor for the above tube sets. 18v. 120 minute run time. Quick 30 minute recharge. Maintenance free with no brushes to wear out, no battery loss or memory effect, overload and short circuit protection. FOB Shipping Point.

HACT-BAT, Wt. 2 (lbs.), Price Ea. \$928.57

CPVC Body

• Ideal for use with Sodium Hypochlorite, Potassium Hydroxide, Sodium Bromide and other common water treatment chemicals.

Product No.	Motor Type	Intake Tube	Wt. (lbs.)	Price Ea.
H7430	110V Electric	39"	20	\$1,181.70
H7431	220V Electric	39"	20	1,199.26
H7432	110V Electric	47"	22	1,193.40
H7433	220V Electric	47"	22	1,210.96

Polypropylene Body

• Ideal for use with Hydrochloric Acid, Nitric-20% Acid, Acetic Acid and Sulfuric Acids. Offered with compatible inline flow meter.

Product No.	Motor Type	Intake Tube	Wt. (lbs.)	Price Ea.
H7400	110V Electric	39"	19	\$1,146.60
H7401	220V Electric	39"	19	1,164.16
H7402	110V Electric	47"	21	1,158.30
H7403	220V Electric	47"	21	1,175.86
WITH COMPATIBLE INLINE FLOW METER				
H7500	110V Electric	39"	21	2,433.60
H7501	220V Electric	39"	21	2,457.00
H7502	110V Electric	47"	23	2,445.00
H7503	220V Electric	47"	23	2,468.70

316 Stainless Steel Body

• Ideal for use with Machine Oils, Transmission Fluids, Boric Acid, Ethylene Glycol, and Potassium Chlorate. Available with electric or air motor.

Product No.	Motor Type	Intake Tube	Wt. (lbs.)	Price Ea.
H7410	110V Electric	39"	26	\$1,556.10
H7411	220V Electric	39"	26	1,573.66
H7412	110V Electric	47"	28	1,614.60
H7413	220V Electric	47"	28	1,632.16
WITH AIR MOTOR				
H9600	½ HP Air Motor	39"	20	1,440.00
H9601	½ HP Air Motor	39"	22	1,490.00
H9602	¾ HP Air Motor	47"	23	1,610.00
H9603	¾ HP Air Motor	47"	23	1,660.00

PVDF Body

• Ideal for use with Sulfuric Acid (66 Baume), Propionic Acid, Nitric Acid-98% and Hydrofluoric Acid. Offered with compatible inline flow meter.

Product No.	Motor Type	Intake Tube	Wt. (lbs.)	Price Ea.
H7420	110V Electric	39"	24	\$1,690.66
H7421	220V Electric	39"	24	1,708.20
H7422	110V Electric	47"	26	1,714.06
H7423	220V Electric	47"	26	1,731.60
WITH COMPATIBLE INLINE FLOW METER				
H7510	110V Electric	39"	26	4,065.76
H7511	220V Electric	39"	26	4,089.16
H7512	110V Electric	47"	28	4,089.16
H7513	220V Electric	47"	28	4,112.56

Polypropylene Tube Set

• Ideal for use with acetic acid up to 80%, ammonia water, boric acid, caustic soda, caustic potash solution, citric acid, formic acid, fruit acids, lactic acid, liquid fertilizers, liquid soap, phosphoric acid, distilled water.

Product No.	Intake Tube	Wt. (lbs.)	Price Ea.
HBATTPP-20	20"	3	\$461.43
HBATTPP-27	27"	3	478.57
HBATTPP-39	39"	4	512.86

PVDF Tube Set

• Ideal for use with acetic acid up to 80%, ammonia water, boric acid, citric acid, formic acid, fruit acids, lactic acid, liquid fertilizers, liquid soap, phosphoric acid, distilled water, chromic acid, nitric acid, sulfuric acid.

Product No.	Intake Tube	Wt. (lbs.)	Price Ea.
HBATTVDF-20	20"	3	\$668.57
HBATTVDF-27	27"	3	688.57
HBATTVDF-39	39"	4	731.43

Stainless Steel Tube Set

• Ideal for use with acetic acid up to 80%, ammonia water, caustic soda, caustic potash solution, fatty acids, lactic acid, methylene chloride, nitric acid up to 40%, perchloroethylene, and trichloroethylene.

Product No.	Intake Tube	Wt. (lbs.)	Price Ea.
HBATTSS-20	20"	3	\$768.57
HBATTSS-27	27"	3	781.43
HBATTSS-39	39"	4	821.43

HIGH VOLUME DRUM PUMPS



SELF-PRIMING, EASY-TURNING CRANK delivers 10 gallons per minute.

Oil Pumps

- Cast iron constructed for dispensing and transfer of pumping fuel oil, lubricating oil, antifreeze and other non-corrosive liquids.

Self-priming, easy turning hand crank delivers 10 GPM. Sliding vane type design has carbon vanes. 1" NPT pipe suction tube. Steel construction tube adjusts 22" - 40" for maximum versatility. FOB Shipping Point. H3005 Wt. 11 (lbs.) Price Ea. \$46.87



Steel Barrel Pumps

Stainless Steel Pump

Ideally suited for acids and corrosive chemicals. 316 stainless steel piston construction with PTFE components for strengthened resistance. Dispenses 8 oz. per stroke. Includes 22" PTFE extension tube and plunger. Delrin bung adapter. Optional pail adapters. FOB Shipping Point.

Steel Pump

Economical and durable pump for use with detergents and other liquids compatible with steel and polyethylene. Efficient 8 oz. per stroke. Comes with 22" polyethylene extension tube and piston. Optional pail adapters. FOB Shipping Point.

Product No.	Description	Wt. (lbs.)	Price Ea.
H316T	Stainless Steel	3	\$90.93
H1460	Steel	3	22.79



Call For Chemical Compatibility

Polypropylene Rotary Pumps

- Polypropylene construction is ideal for most organic acids, waxes, alcohol's and detergents.
- Self-priming easy turning hand crank delivers 8 GPM.
- Includes 3 piece 40"L suction tube. FOB Shipping Point.


H3003 Wt. 4 (lbs.) Price Ea. \$83.91




Ryton Rotary Drum Pump

- Ryton built pump for dispensing and transfer-pumping aggressive compatible chemicals such as esters, ketones, alcohol, bases and hydrocarbons.

Sturdy hand crank delivers 6 GPM. Includes 1 1/2" x 40" long 3-piece O.D. stainless steel discharge set and 2" chemical resistant coated bung adapter. Viton lip seal and O-rings. FOB Shipping Point. H3004 Wt. 6 (lbs.) Price Ea. \$119.31



A, C, E



B, D, G



F

High Volume Transfer Pump

- Heavy duty transfer pumps handle many non-flammable fluids compatible with pump component materials.
- Pumps are ready for use -- no assembly required.

All pumps include 5' of discharge tubing. For use with acids, alkalies, chlorines, detergents, waxes, etc. Call for chemical compatibility. FOB Shipping Point.

Ltr. No.	Product No.	Pump Body	Internal Parts	Discharge Tubing	Wt. (lbs.)	Price Ea.
A	HC20-ELEC	Polypropylene	Carpenter 20	PVC	18	\$490.80
B	HC20-AIR	Polypropylene	Carpenter 20	PVC	11	490.36
C	HCPVC-ELEC	CPVC	Hastelloy-C	PVC	18	540.53
D	HCPVC-AIR	CPVC	Hastelloy-C	PVC	11	540.10
E	HACT16ESS	316SS	316SS & PTFE	EPDM	18	536.53
F	HACTHDESS	316SS	316SS & PTFE	EPDM	28	608.14
G	HACT12NSS	316SS	316SS & PTFE	EPDM	11	543.74

EASY ACTION PUMPS



A) Double Diaphragm Pump

- Double-action piston pump for durability.
- Ideal for dispensing gasoline, diesel fuel, and similar petroleum products.

Steel and aluminum, telescoping intake tube from 22" to 39". 8' Discharge hose, delivers approximately one gallon per ten strokes for model HDD-10 and one gallon per eight strokes for HDD-8. Longwearing. FOB Shipping Point.

HDD-8 Wt. 15 (lbs.) Price Ea. \$141.43
HDD-10 Wt. 15 (lbs.) Price Ea. \$147.86

B) Polypropylene 55 Gallon Drum Pump

- Made with FDA approved materials.
- 4 Ergonomic models, simple and safe.

Simply pump a few strokes to pressurize, then dispense precisely controlled amounts with one touch of the tap. Pumps up to 4 GPM. Eliminates VOC's. Fits 2, 5, 15, 30, and 55 gallon barrels. Remote tap available. For acids, solvents, pesticides, biodiesel use HACT300. Most lubricants and oils use HGT-101. Most detergents and mild caustics use HACT200 and Acetone and MEK use HACT200S. FOB Shipping Point.

HGT-101 Wt. 4 (lbs.) Price Ea. \$180.71
HACT200 Wt. 4 (lbs.) Price Ea. \$190.00
HACT200S Wt. 4 (lbs.) Price Ea. \$200.00
HACT300 Wt. 4 (lbs.) Price Ea. \$225.71

C) High Viscosity Pump

- Pumps 32oz. per stroke and can be used with paraffin, motor oil, cutting oil and many viscous lubricants.

Durable and affordable. Ideal for use with high-viscosity liquids. Features high angle discharge spout with screen and normal curved discharge spout. Telescoping tube. 2" bung adapter. Grounding bolt to ground pump. FOB Shipping Point.

H3006 Wt. 6 (lbs.) Price Ea. \$59.93

D) Plastic Lever Action

- Tough lever piston pump.
- Ideal for oils, detergents, and other compatible industrial fluids.

Self-priming with output of 1 pint per stroke. Durable polypropylene construction with anti-drip spout eliminates mess and waste. Includes 36" telescoping suction pipe. Fits 2" NPT and Buttruss. FOB Shipping Point.

H3007 Wt. 3 (lbs.) Price Ea. \$64.16

E) Stainless Steel Rotary Pump

- 10 GPM Stainless Steel rotary drum pump.
- 3 Piece intake tube.

Tube material is 304 SS. 2 inch NPT Bung, fits 15, 30, and 55 gallon drums. Pump body material is 304 SS. PTFE Seal, Self Priming, Suction Tube is 40" long. FOB Shipping Point.

H219 Wt. 13 (lbs.) Price Ea. \$364.29

F) Lever Action Pump with Drip Tray

- Self-priming, lever action piston pump dispenses 1 pint per stroke.
- Unique drain pan design with hinged cover eliminates waste and mess.

Returns drips and overflows through strainer back into drum. Rugged aluminum and steel construction. 3 piece suction tubes for use in a variety of drum sizes. 2" bung adapter included. FOB Shipping Point.

H3008-DT Wt. 16 (lbs.) Price Ea. \$97.27

G) Polypropylene Drum Pumps

- FDA approved materials.
- 3 yr. warranty on parts

Standard Straight Spout. Approx. 15 oz. delivery per stroke. Anti-pumping/child safety device. Outlet spout swivels to prevent drips. Full range of drum attachment fittings available -- call dealer for more information. Suitable for drum sizes 5 to 55 gals. FOB Shipping Point.

HEZ5 Fits 5 gal. drum. Wt. 3 (lbs.) Price Ea. \$55.93
HEZ30 Fits 30 gal. drum. Wt. 4 (lbs.) Price Ea. \$60.57
HEZ55 Fits 55 gal. drum. Wt. 4 (lbs.) Price Ea. \$87.71

H) 12 Volt Fuel Transfer Pump

- 8 GPM UL listed, with power cord.
- Ideal for dispensing gasoline, diesel fuel, and similar petroleum products.

Ideal for trucks, farm, industrial. Comes with 3/8" nozzle. Three piece intake tube trim to fit, 10 feet of hose, bung adapter. FOB Shipping Point.

HECO-8 Wt. 16 (lbs.) Price Ea. \$311.43



Stainless Steel Pumps

- Ideal for transferring a variety of fluids including solvents, acids and other corrosive chemicals.

It's tough PTFE piston and stainless steel suction tube delivers up to 16 oz. per stroke for efficient performance. Includes 2" IPS adapter for fitting, 15, 30 and 55 gallon drums. Also available in chrome plated steel, 16 oz. per stroke with a polyethylene piston. FOB Shipping Point.

HTHP-ST Stainless Steel Wt. 5 (lbs.) Price Ea. \$92.50
HTHP-MC Chrome Plated Steel Wt. 5 (lbs.) Price Ea. \$24.21

DRUM HEATERS

BriskHeat®

Heavy-Duty Drum Heaters

- Patented grounded heating element laminated between 4"-wide fiberglass-reinforced silicone rubber.
- Adjustable built-in thermostat, range 50-425°F.
- Easy spring-and-hook closure and plug-and-play design.

These drum heaters are an excellent solution for a wide range of poly and metal drum applications. Superb durability and flexibility give heaters an extra long service life. Moisture and chemical resistant. 6-foot power cord. FOB Shipping Point.



Extra Wide
Extra Strong
Easier-to-Use

HEAVY-DUTY SILICONE RUBBER DRUM & PAIL HEATERS FOR METAL DRUMS & PAILS						
Product No.	Fits Drum Size (gal.)	Fits Drum Dia.	Voltage	Watts	Wt. (lbs.)	Price Ea.
HDHCS10	5	11.1"	120VAC	550	2	\$140.00
HDHCS11	15	14"	120VAC	700	4	153.00
HDHCS13	30	18.6"	120VAC	1000	7	175.00
HDHCS15	55	22.3"	120VAC	1200	8	188.00

240VAC and poly-drum models available. Contact your dealer for information.



APPROVED

Class I Division 2
Groups B, C and D
Class II Division 2
Groups F and G

Hazardous-Area Drum Heaters

- FM approved for Class 1, Division 2, Groups B, C and D.
- Patented grounded heating element laminated between 8"-wide fiberglass-reinforced silicone rubber.
- High-limit thermostat keeps blanket below NEC article 500 T-rating, (292°F for T3 and 158°F for T4A).
- Adjustable controller included in plug-and-play design.

Designed for metal drums, these hazardous-area heaters have exceptional durability and strength. Blanket leads are 6-feet long and are enclosed in a liquid-tight conduit. Moisture and chemical resistant. Attached adjustable dual set-point NEMA-7 temperature controller with 6-foot power cord. FOB Shipping Point.

HAZARDOUS-AREA RATED DRUM HEATERS FOR T3 ENVIRONMENTS						
Product No.	Fits Drum Size (gal.)	Fits Drum Dia.	Voltage	Watts	Wt. (lbs.)	Price Ea.
HDHCX131000T3	30	18.6"	120VAC	1000	30	\$1,978.00
HDHCX231000T3	30	18.6"	240VAC	1000	30	1,978.00
HDHCX151300T3	55	22.3"	120VAC	1300	35	2,027.00
HDHCX251300T3	55	22.3"	240VAC	1300	35	2,027.00
FOR T4 ENVIRONMENTS						
HDHCX131000T4A	30	18.6"	120VAC	1000	30	1,978.00
HDHCX231000T4A	30	18.6"	240VAC	1000	30	1,978.00
HDHCX151300T4A	55	22.3"	120VAC	1300	35	2,027.00
HDHCX251300T4A	55	22.3"	240VAC	1300	35	2,027.00

Full-Coverage Drum Heaters

- Insulation covers entire drum to maximize efficiency.
- Adjustable built-in digital thermostat, range 50-450°F, with high-limit alarm.
- Simple hook-and-loop closure and plug-and-play design.
- Patented grounded heating element.

Full-coverage heaters are designed to wrap around metal or poly drums and heat the contents while insulating to keep it hot. Quick heat-up time and the precision of a digital controller provide the most practical and efficient means of freeze protection. Digital display is mounted on top of controller box for increased visibility and convenience. 6-foot power cord. FOB Shipping Point.

FULL-COVERAGE DRUM HEATERS FOR METAL DRUMS							
Product No.	Fits Drum Size (gal.)	Fits Drum Dia.	Voltage	Total Wattage	No. Zones	Wt. (lbs.)	Price Ea.
HFGDHC55120D	55	22.3"	120VAC	1600	1	30	\$894.00
HFGDHC55240D	55	22.3"	240VAC	1600	1	30	894.00
HFGDCC55240D	55	22.3"	240VAC	3200	2	30	1299.00
FOR POLY DRUMS							
HFGPDHC55120D	55	22.3"	120VAC	770	1	30	894.00
HFGPDHC55240D	55	22.3"	240VAC	770	1	30	894.00



Fully Insulated with
Digital Control

DRUM DUMPER & CRUSHER



Hydraulic Drum CRUSHER/COMPACTOR

Standard 208-230/460V, 3 phase. Single phase available.

- Crushes 55 gallon steel drums approximately 6" high and resets automatically to crush another drum in only 18 seconds.

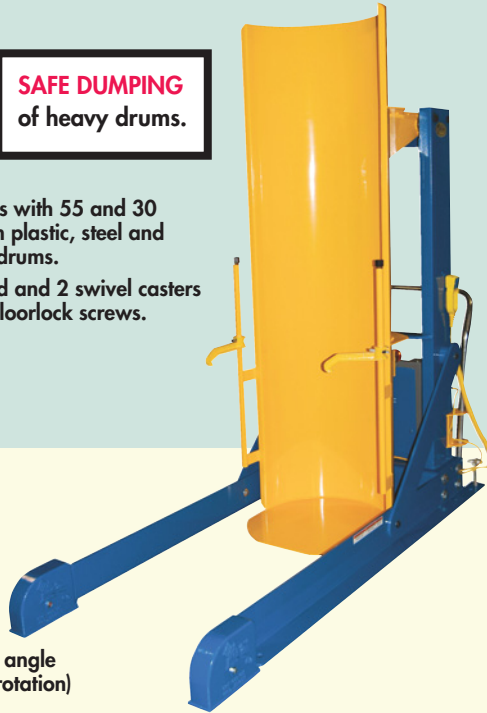
This unit is designed for a duty cycle that will allow for crushing or compacting up to 250 drums per week in a typical, non-hazardous, indoor room-temperature environment when operated on a three-phase power supply. 38,000 pounds of crushing force. The included drum compacting feature allows you to compact contents inside the drum by simply removing the drum crushing plate. Crushing feature will work with any drum size up to 55 gallons. Compacting feature will only work with 55 gallon drums. This convenient design gives you two pieces of equipment in one. Safety features include a pressure relief valve, which prevents overload, and a double door latch to secure the door when crushing plus a interlock system that will prevent the motor from running unless the door is closed. 6.5 hp. motor is 460V, 3 phase, 60 hz, Meets OSHA 1910.212/ANSI Z245.5/JIC standards. Built-in fork pockets aid in transporting. Aluminum Drip Pan, model HDC-DPN, is available for catching any excess liquid that may be expelled during the crushing operation. The pan holds 7½ gallons and measures 30"W x 20"D x 3"H. FOB Shipping Point.



Product No.	Description	Overall Size W x L x H	Wt. (lbs.)	Price Ea.
HHDC-905-IDC	Drum Crusher/Compactor	35 x 40 x 97"	1388	\$9,324.00
HHDC-DPN	Aluminum Drip Pan	30 x 20 x 3"	10	181.00

SAFE DUMPING
of heavy drums.

- Works with 55 and 30 gallon plastic, steel and fiber drums.
- 2 rigid and 2 swivel casters with floorlock screws.



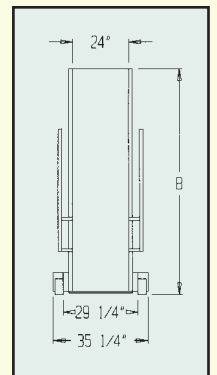
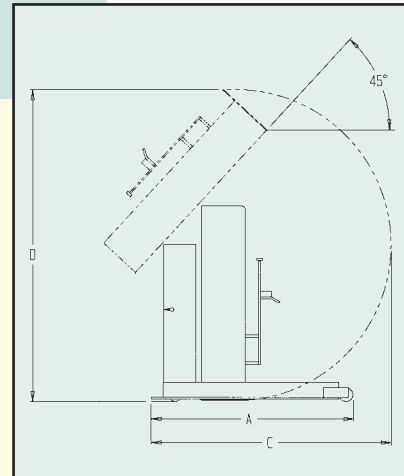
45° dump angle
(135° total rotation)

Portable Hydraulic DRUM DUMPER

- All hydraulic lifting and controlled tilting for efficient one-man operation.
- Precision engineered hydraulic system for smooth, maintenance-free use.

The Hydraulic Drum Dumper is what you need to dump drums that weigh up to 1,500 lbs. Works with 55 and 30-gallon plastic, steel and fiber drums. The unit has a solid steel chute. Portable units have two rigid and two swivel casters with floor lock screws. All steel construction.

Standard features include: 56 frame, 3/4 HP motor, 120V single phase, 60Hz with an 8 foot long power cord and plug. Upper travel limit switch, emergency brass safety velocity fuse in cylinder and vertical adjustment drum restraints are standard. Chute is rotated with a hand held control on an 8 ft. long coil cord standard.



Dump Hgt.	750 LB. CAP.			1000 LB. CAP.			1500 LB. CAP.		
	Product No.	Wt. (lbs.)	Price Ea.	Product No.	Wt. (lbs.)	Price Ea.	Product No.	Wt. (lbs.)	Price Ea.
36"	HHDD-36-7-P	788	\$3,572.00	HHDD-36-10-P	763	\$3,855.00	HHDD-36-15-P	776	\$4,300.00
48"	HHDD-48-7-P	864	3,753.00	HHDD-48-10-P	862	4,025.00	HHDD-48-15-P	880	4,504.00
60"	HHDD-60-7-P	1019	3,924.00	HHDD-60-10-P	1042	4,192.00	HHDD-60-15-P	1026	4,690.00

Dump Hgt.	SPECIFICATIONS			
	A - Frame Length	B - Chute Height	C - Level Height	D - Rotated Height
36"	61½"	63¾"	63¾"	96"
48"	71½"	72½"	72½"	116¾"
60"	80"	84½"	84½"	137¼"

DRUM GRIPS




Ultra-Grip™ III

• **Tilt function allows the operator to pour forward 120°.**

Self-Powered Hydraulic Ultra-Grip™ III is the latest innovation in fork-mounted drum handling. The Ultra-Grip™ III provides three fully-hydraulic, proportionally-controlled functions that are activated by ergonomic hand held pendant. A single set of fully hydraulic jaws automatically adjust to all drum types 18-28" in dia. Rotating function offers full 360° rotation for inverting and pouring to both the right and left. Features infinitely variable speed for optimum control of your load, system pressure gauge and battery discharge indicator with hour meter and clock. Features built-in 12V Battery operated Power-Pak and self contained hydraulics. Batteries are included. Wireless remote option available. FOB Shipping Point.

Clamp, Rotate, & Tilt



Product No.	Description	Dist. Between Fork Tubes	Usable Fork Tube Size	Jaw Size	Load Cap. (lbs.)	Wt. (lbs.)	Price Ea.
HF89815A5	Ultra-Grip III	19 3/8"	2 1/2 x 6 1/2 x 37 1/2"	9 x 15"	2000	834	\$10,494.75
HF89814A4	Wireless Remote Control, Wt. 1 (lb.), Price Ea.						\$1,734.35

Hydra-Grip™

An industry exclusive to Valley Craft, the self-powered clamp & rotate provides two fully hydraulic functions that are activated by an ergonomic hand held pendant. A single jaw automatically adjusts to most drum diameters (18-28"). Rotating function offers full 360° rotation for inverting and pouring to both the right and left. FOB Shipping Point.

A) **Lift-Truck Powered**

Unit requires lift truck equipped with auxiliary valve control and hydraulic quick couplers for operation. The clamp/unclamp feature is accomplished via a rope pull activation of the selector valve.

B) **Self-Powered**

Equipped with a built in 12-volt, battery operated Power-Pack and self contained hydraulics. Features system pressure gauge and battery discharge indicator with hour meter and clock. Batteries and charger are included.

Clamp & Rotate



Product No.	Description	Cap. (lbs.)	Dist. Between Fork Tubes	Usable Fork Tube Size	Jaw Size	Cylinder Dia. Range	Wt. (lbs.)	Price Ea.
HF89702	Lift Truck Powered	2000	19 3/8"	2 1/2 x 6 1/2 x 37 1/2"	9 x 15"	18 - 28"	625	\$5,460.00
HF89703	Self-Powered	2000	19 3/8"	2 1/2 x 6 1/2 x 37 1/2"	9 x 15"	18 - 28"	784	7,980.00

* Batteries included.

Hydraulic Versa-Grip™ II

• **Features controlled 120° forward dumping.**

Jaws adjust hydraulically 18" to 28" in dia. Handles steel drums up to 55 gals. OSHA Safety Green in color. FOB Shipping Point.

A) **Lift-Truck Powered**

Driver pulls a cord to divert power from the tilting to the clamping mode. Truck must be equipped with an auxiliary valve control and hydraulic quick couplers. FOB Shipping Point.

B) **Self-Powered**

Features it's own hydraulic power-pack, powered by two 12 volt batteries (included). All controls are electrical. A hand held control box, attached to a coil-spring type cord, can be magnetically mounted next to the driver. Can be used on gas or electric trucks without modification. FOB Shipping Point.

Clamp & Tilt



HF89700

Product No.	Description	Cap. (lbs.)	Dist. Between Fork Tubes	Usable Fork Tube Size	Jaw Size	Cylinder Dia. Range	Wt. (lbs.)	Price Ea.
HF89700	Lift Truck Powered	2000	19 3/8"	2 1/2 x 6 1/2 x 37 1/2"	9 x 15"	18 - 28"	381	\$4,410.00
HF89701	Self-Powered	2000	19 3/8"	2 1/2 x 6 1/2 x 37 1/2"	9 x 15"	18 - 28"	736	6,930.00

* Batteries included.

Hydraulic Maxi-Grip™ II


Hydraulic Powered Maxi-Grip™ II is a single-function grip designed to handle most 18-28" diameter plastic, steel and fiber containers and to increase efficiency of basic moving, stacking and palletizing actions. Unit has no dumping functions, but is optimal for fast and effective warehousing of drum inventories.

A) **Lift Truck Powered** unit is fork-mounted and requires that the truck be equipped with auxiliary valve control and hydraulic quick couplers for operation. FOB Shipping Point.

B) **Self-Powered** is equipped with built-in 12-volt, battery-operated Power-Pak and self contained hydraulics.

Features system pressure and battery discharge gauges. Batteries and charger are included. FOB Shipping Point.

Clamp & Hold



B

A

Ltr. No.	Product No.	Description	Cap. (lbs.)	Dist. Between Forks	Usable Fork Tube Size	Jaw Size	Cylinder Dia. Range	Wt. (lbs.)	Price Ea.
A	HF89704	Lift Truck Powered	2000	19 3/8"	2 1/2 x 6 1/2 x 37 1/2"	9 x 15"	18 - 28"	205	\$2,835.00
B	HF89705	Self-Powered	2000	19 3/8"	2 1/2 x 6 1/2 x 37 1/2"	9 x 15"	18 - 28"	525	5,145.00

Skid Steer Attachment

Allows operator to handle drums at reclamation area, construction landfills and any other locations where drums and loaders are necessary. The drum handler hydraulically clamps and dumps most drums (18-28" diameter). Constant hydraulic pressure secures the load, making the unit excellent for salvage operations. Includes rubber-lined jaws, hoses and standard 1/2" quick couplers and 360° rotation in both directions. Note: The clamp/unclamp feature is accomplished by activating the selector valve (via a rope pull) on top of the frame. FOB Shipping Point.

Clamp & Rotate




Product No.	Description	Cap. (lbs.)	Jaw Size	Cylinder Dia. Range	Wt. (lbs.)	Price Ea.
HF89698	Skid Steer Drum Handler	2000	9 x 15"	18 - 28"	625	\$6,068.96

DUMPERS



Portable & Stationary DRUM DUMPER



Single Stage Low Level
Dumper

- 1,000 lb. and 1,500 lb. capacities.

Standard heavy duty Drum Dumper lifts and pours plastic, steel, and fiber drums and cylindrical containers up to 24" in dia. Features 1-hp, 1-ph, 110-volt motor, NEMA 12, power up/gravity down "Deadman" controls. 45° tilt angle. Adjustable hold down bar keeps drums in place. Heavy-gauge carbon steel construction with baked-on enamel finish. Optional pendant control and foot control available. Choose between stationary dumpers that are bolted to the floor or portable units with 6" wheels and floor locks. Available in 36", 48" and 60" dump heights. FOB Shipping Point.

SINGLE STAGE								
STATIONARY DRUM DUMPER - 1000 lb. CAPACITY								
Product No.	Dump Ht.	Chute Ht.	Chute Reach	Frame W x L	Horizontal Clearance	Overhead Clearance	Wt. (lbs.)	Price Ea.
HF80169A9	36"	60½"	11"	36 x 52"	62"	95"	363	\$3,320.91
HF80167A7	48"	66½"	9"	36 x 52"	69"	112"	404	3,378.40
HF80165A5	60"	72½"	7"	36 x 52"	76"	129"	446	3,515.76
PORTABLE DRUM DUMPER - 1000 lb. CAPACITY								
HF80168A8	36"	60½"	11"	36 x 52"	62"	95"	413	\$3,520.89
HF80166A6	48"	66½"	9"	36 x 52"	69"	112"	510	3,578.40
HF80164A4	60"	72½"	7"	36 x 52"	76"	129"	496	3,715.76
LOW LEVEL STATIONARY DRUM DUMPER - 1500 lb. CAPACITY								
Product No.	Dump Ht.	Chute Ht.	Chute Reach	Frame W x L	Horizontal Clearance	Overhead Clearance	Wt. (lbs.)	Price Ea.
HF80163A3	36"	58"	11"	36 x 52"	60"	96"	660	\$3,520.91
HF80161A1	48"	65"	9"	36 x 52"	68"	112"	690	3,578.40
HF80159A9	60"	72"	7"	36 x 52"	77"	129"	720	3,715.76
LOW LEVEL PORTABLE DRUM DUMPER - 1500 lb. CAPACITY								
HF80162A2	36"	58"	11"	36 x 52"	60"	96"	510	\$3,720.91
HF80160A0	48"	65"	9"	36 x 52"	68"	112"	530	3,778.40
HF80158A8	60"	72"	7"	36 x 52"	77"	129"	563	3,915.47
DUAL STAGE								
HIGH LEVEL STATIONARY DRUM DUMPER - 1500 lb. CAPACITY								
Product No.	Dump Ht.	Chute Ht.	Chute Reach	Frame W x L	Horizontal Clearance	Overhead Clearance	Wt. (lbs.)	Price Ea.
HF80157A7	72"	58"	6"	36 x 47"	66"	130"	1125	\$7,746.87
HF80155A5	84"	58"	6"	36 x 47"	66"	140"	1160	7,909.09
HF80153A3	96"	58"	6"	36 x 47"	66"	152"	1200	8,071.31
HF80151A1	108"	58"	6"	36 x 47"	66"	164"	1235	8,233.55
HF80149A9	120"	58"	6"	36 x 47"	66"	176"	1475	8,567.72
HIGH LEVEL PORTABLE DRUM DUMPER - 1500 lb. CAPACITY								
HF80156A6	72"	58"	6"	36 x 51"	66"	130"	1155	\$7,946.87
HF80154A5	84"	58"	6"	36 x 51"	66"	140"	1190	8,109.09
HF80152A2	96"	58"	6"	36 x 51"	66"	152"	1230	8,271.31
HF80150A0	108"	58"	6"	36 x 51"	66"	164"	1265	8,433.53
HF80148A8	120"	58"	6"	36 x 51"	66"	176"	1505	8,767.72

Custom Dual Stage-High Level
Drum Dumper With Custom
Roller Base

Box DUMPER



- All-welded steel construction.

Box Dumpers dump the contents of your bulk containers in less than a minute. Chutes feature a ¼" plate steel base with 7 gauge sides. Dumpers include NEMA 12 power up/gravity down "Deadman" controls. Hold-down bar adjusts from 30-42" to handle 28-40" containers. Dumper bolts to floor. 460V standard. FOB Shipping Point.

2,000 lb. BOX DUMPER								
Product No.	Dump Ht.	Chute L x W	Chute Reach	Frame Width	Horizontal Clearance	Overhead Clearance	Wt. (lbs.)	Price Ea.
HF80193A3	36"	36 x 36"	12½"	51"	72"	111"	1226	\$6,379.99
HF80184A4	36"	48 x 51"	12½"	66"	81"	119"	1525	6,879.99
HF80190A0	48"	36 x 36"	10"	51"	79"	127"	1400	6,579.99
HF80181A1	48"	48 x 51"	10"	66"	87"	135"	1575	7,079.99
HF80187A7	60"	36 x 36"	5"	51"	83"	138"	1000	6,779.99
HF80178A8	60"	48 x 51"	5"	66"	91"	146"	1668	7,279.99
HF80175A5	72"	36 x 36"	5"	51"	92"	159"	1675	6,979.99
HF80172A2	72"	48 x 51"	5"	66"	98"	167"	1950	7,479.99
4,000 lb. BOX DUMPER								
HF80192A2	36"	36 x 36"	12½"	51"	72"	111"	1500	\$6,957.27
HF80183A3	36"	48 x 51"	12½"	66"	81"	119"	1800	7,457.27
HF80189A9	48"	36 x 36"	10"	51"	79"	127"	1600	7,157.27
HF80180A0	48"	48 x 51"	10"	66"	87"	135"	2100	7,657.27
HF80186A6	60"	36 x 36"	5"	51"	83"	138"	1750	7,357.27
HF80177A7	60"	48 x 51"	5"	66"	91"	146"	2003	7,857.27
HF80174A4	72"	36 x 36"	5"	51"	93"	149"	2000	7,557.27
HF80171A1	72"	48 x 51"	5"	66"	91"	158"	2275	8,057.27
6,000 lb. BOX DUMPER								
HF80191A1	36"	36 x 36"	12½"	51"	72"	111"	1500	\$7,457.27
HF80182A2	36"	48 x 51"	12½"	66"	81"	119"	1825	7,957.27
HF80188A8	48"	36 x 36"	10"	51"	79"	127"	1600	7,657.27
HF80179A9	48"	48 x 51"	10"	66"	87"	135"	2100	8,157.27
HF80185A5	60"	36 x 36"	5"	51"	83"	138"	1000	7,857.27
HF80176A6	60"	48 x 51"	5"	66"	91"	146"	2000	8,357.27
HF80173A3	72"	36 x 36"	5"	51"	83"	149"	2000	8,057.27
HF80170A0	72"	48 x 51"	5"	66"	91"	158"	2275	8,557.27

PORTABLE LIFTS - POWER DRIVE



Roto-Lift™ Straddle-Style
HF89838A2



Roto-Grip™II Counter-Weighted
HF80145A8



Handle

Power Drive Roto-Lift™ & Roto-Grip™II

- Eliminates operator effort and injury rates by more than 50%.
- Available in two heights.
- Can handle loads of up to 1,000 lbs.


Valley Craft has added power drive to their already dependable Roto-Lift™ and Roto-Grip™II drum handlers making transport, lifting and dumping safer and easier than ever before, all in one piece of equipment. The **Power Drive Roto-Lift™** incorporates ratchet straps to handle steel, plastic and fiber cylinders 14"-24" a full 360°. The **Power Drive Roto-Grip™II** lifts, rotates, dumps and palletizes steel drums and cylinders 18"- 24" with hydraulic clamping jaws. Power drive wheels plus full-function hydraulic lift and pour means that any operator can move drums. Eliminate operator effort in moving loads of up to 1,000 lbs. reducing injury rates from heavy handling by more than 50%. A powered drum handler can provide substantial cost savings by eliminating the need for fork lifts and feature fully adjustable and programmable controls with 1-2.5 mph speed controls. Units easily handle grades up to 5°. Units are available in two heights – 78" or 90". They feature keyed On/Off switch, variable drive speed, 12" drive wheel with safety cover, 24V DC system powered, battery indicator gauge. Two batteries and 12V AC charger included. The Curtis TM-1 Tiller Head is equipped with emergency reverse switch, electronic throttle and rocker switches. Tiller head features a horn for added safety and gas spring to automatically return head to upright position when not in use. Straddle model legs measure 23" long and 25" between each leg. The maximum lift height from center of jaws to floor for the 78" models is 70½", for the 90" models is 82½". The maximum lift speed is 17 fpm and the maximum rotating speed is 6 rpm. FOB Shipping Point.

Product No.	Description	POWER DRIVE ROTO-LIFT™						Price Ea.
		Size H x W x D	Max. Lift Travel	Turning Radius	Load Cap. (lbs.)	Wt. (lbs.)		
HF89831A4	90" Counter-Weighted	90 x 32 x 79"	71"	71"	1,000	1,458	\$13,489.13	
HF89832A5	78" Counter-Weighted	78 x 32 x 79"	58"	71"	1,000	1,408	13,289.13	
HF89837A1	90" Straddle-Type	90 x 32 x 52"	71"	48"	1,000	750	12,489.13	
HF89838A2	78" Straddle-Type	78 x 32 x 52"	58"	48"	1,000	750	12,289.12	
POWER DRIVE ROTO-GRIP™II								
HF80145A8	90" Counter-Weighted	90 x 32 x 79"	71"	71"	1,000	1,569	17,370.00	
HF80146A9	78" Counter-Weighted	78 x 32 x 79"	58"	71"	1,000	1,519	17,170.00	
HF80143A6	90" Straddle-Type	90 x 32 x 52"	71"	48"	1,000	1,000	16,370.00	
HF80144A7	78" Straddle-Type	78 x 32 x 52"	58"	48"	1,000	1,000	16,170.00	

Level Lift Forward Dump

- Heavy duty welded frame.
- Step down floor locks.
- 8" polyolefin wheels and 4" swivel casters.

Available in two heights and four hydraulic options: manual, AC electric-powered, DC battery powered and optional air (available upon request). The only forward dumping drum handler in the industry with a hand crank dump and no messy chains. Dumpers also incorporate a unique auto-drum leveling feature as drum is raised or lowered. Manual hydraulic, AC electric and Battery powered units have manual dump control with full 360° forward or reverse rotation, allowing operators to pour drum contents in a precise manner. Easy-to-load bonded rubber cradles handle 800 lb. fully loaded or 500 lb. half-full drums. Maximum lift height is measured from floor to lowest point of a horizontal 55 gallon drum. Battery powered dumpers are the only dumpers in the industry with a 110 volt on-board battery charger and are also equipped with a 12 volt deep-cycle battery. FOB Shipping Point.



HF89769A9 Optional adapter is available to quickly convert the standard cradle from a 23" to 18" diameter to handle 30-gallon drums ... contact dealer for more information.



Telescopic Power Drive Roto-Grip™II

- 1,000 lb. capacity.

The Telescopic Roto-Grip™ II Drum Handler eliminates the need for fork lifts. 12" power drive wheels plus full function hydraulic lift allows operators to effortlessly move drums up to 1,000 lbs. The telescoping mast allows for easy access in and out of standard doorways, and also provides better operator viewing while transporting loads. Features Curtis TM-I Tiller Head equipped with emergency reverse switch, electronic throttle, rocker switches, horn and gas spring to automatically return head to upright position when not in use. Maximum lift height from center of jaws to floor: 84". FOB Shipping Point.



Handle

Product No.	TELESCOPIC POWER DRIVE ROTO-GRIP™II					Price Ea.
	Size H x W x D	Max Lift Travel	Turning Radius	Wt. (lbs.)		
HF89529	54-90" x 34 x 79"	71"	71"	1619		\$18,243.75

LEVEL LIFT FORWARD DUMP

Product No.	Description	Max. Lift Height	Wt. (lbs.)	Price Ea.
HF89806A4	Manual Forward Dump	72"	500	\$3,190.88
HF89762	Manual Forward Dump	96"	560	3,390.88
HF89748	120V Power Forward Dump	72"	549	3,390.88
HF89747	120V Power Forward Dump	96"	573	3,590.88
HF89759	12V Power Forward Dump	72"	579	3,590.88
HF89758	12V Power Forward Dump	96"	470	3,790.88
HF89761	Air Powered Forward Dump	72"	551	3,690.88
HF89760	Air Powered Forward Dump	96"	628	3,890.88

HF89769A9 Drum Adapter, Wt. 34 (lbs.), Price Ea. \$379.27

PORTABLE LIFTS & MANUAL DRIVE POSITIONERS



Roto-Grip™ Drum Handlers

- 800 lb. capacity.
- Available in two heights.

Valley Craft's Roto-Grip™ portable lift rotates and lifts steel drums and cylinders 18"-24" with electric clamping jaws. Choose from 78" or 90" high models. Both drum handlers are manually propelled and feature an electric-over-hydraulic control system. Electric screw-jack clamps and releases the rubber-lined jaws, while the hydraulic rotator turns drums 360°. This portable lift's single mast design allows for high visibility. 800 lb. capacity. Lift speed is 17 (FPM) and the turning radius is 44" for straddle model, 61 1/2" for c/w model. Optional floor lock available. Electric-over-hydraulic control system requires 12V deep cycle battery (included) and plugs into a standard grounded outlet. For steel cylinders only. FOB Shipping Point.



Roto-Lift™ Straddle Style

- Designed for precision handling of drums – can be used for mixing or inverting barrels.

Pushes easily with manual steering handles and rolls on 4" x 1 1/2" swivel rear poly wheels and 3" x 1 1/4" rigid front poly wheels. Includes nylon straps and ratchet tightened to secure various sizes of drums. Lifts drums up to 800 lbs. 44" turning radius. Lifting speed of 17 fpm for battery powered models and 5 fpm for manual lifts. Legs are 25 1/2" L and set 24" apart. FOB Shipping Point.



ROTO-GRIP™ DRUM HANDLERS						
Product No.	Description	Max. Lift Travel	Leg Length	Dist. Between Legs	Wt. (lbs.)	Price Ea.
HF88585C3	Roto-Grip 78" Battery	58"	24 3/4"	25 1/2"	513	\$8,219.07
HF88586C2	Roto-Grip 90" Battery	71"	24 3/4"	25 1/2"	594	8,419.07
HF88587C1	Roto-Grip 78" Battery C/W	58"	4"	N/A	1208	9,219.08
HF88588C0	Roto-Grip 90" Battery C/W	71"	4"	N/A	1273	9,419.07


ROTO-LIFT™ STRADDLE STYLE							
Product No.	Description	Max. Lift Travel	Turning Radius	Leg Length	Distance Between	Wt. (lbs.)	Price Ea.
HF88565C7	Roto-Lift 78" Straddle Battery	58"	44"	24 3/4"	25 1/2"	550	\$4,800.13
HF88566C6	Roto-Lift 90" Straddle Battery	71"	44"	24 3/4"	25 1/2"	576	5,000.13
HF88569C3	Roto-Lift 78" C/W Battery	58"	65"	4"	N/A	1138	5,800.13
HF88570C0	Roto-Lift 90" C/W Battery	71"	65"	4"	N/A	1156	6,000.13
HF88563B9	Roto-Lift 78" Straddle Manual	58"	44"	24 3/4"	25 1/2"	457	4,400.13
HF88564B8	Roto-Lift 90" Straddle Manual	71"	44"	24 3/4"	25 1/2"	501	4,600.13
HF88580B8	Roto-Lift 78" C/W Manual	58"	65"	4"	N/A	1040	5,400.13
HF88581B7	Roto-Lift 90" C/W Manual	71"	65"	4"	N/A	1047	5,600.13
HF88589B9	Roto-Lift 78" Straddle Air	58"	44"	24 3/4"	25 1/2"	488	4,900.13
HF88590B6	Roto-Lift 90" Straddle Air	71"	44"	24 3/4"	25 1/2"	508	5,100.13
HF88591B5	Roto-Lift 78" C/W Air	58"	65"	4"	N/A	1010	5,900.13
HF88592B4	Roto-Lift 90" C/W Air	71"	65"	4"	N/A	1040	6,100.13
HF87786B2	Roto-Lift 78" Straddle A/C	58"	44"	30"	25 1/2"	490	4,600.13
HF87787B1	Roto-Lift 90" Straddle A/C	71"	44"	30"	25 1/2"	510	4,800.13

HF89410A2 Straddle-Type Floor Lock, Wt. 4 (lbs.) Price Ea. \$143.11
 HF89413A9 Counter Weight Floor Lock, Wt. 4 (lbs.) Price Ea. \$166.73

Versa-Lift™ Drum Handlers

- Single post design to provide high visibility for operator.

Versa-lift™ manually propelled drum handler is a multi-purpose positioner that efficiently performs medium-duty and "in between" handling tasks with ease. Power options include manual foot pump, air motor, 110 volt AC motor or 12 volt DC motor. 78" and 90" models available. Wheel size and type on all Versa-Lifts™ is 3" x 1 1/2" rigid and 4" x 1 1/2" swivel, phenolic wheels. Optional floor lock also available. FOB Shipping Point.



Batteries NOW Included

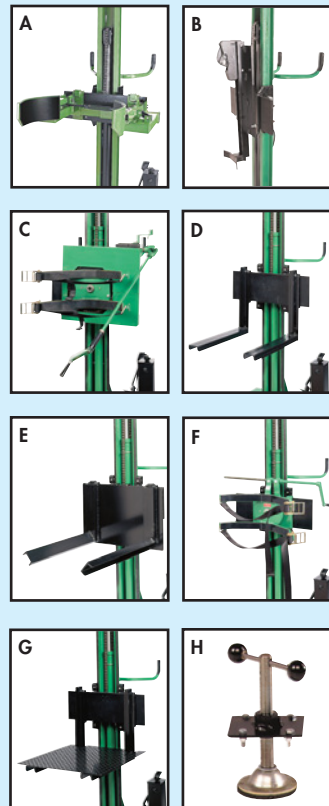
VERSALIFT™ DRUM HANDLERS							
Product No.	Cap. (lbs.)	Lift Height	Overall Height	Power Source	Lift Speed (fpm)	Wt. (lbs.)	Price Ea.
HF88567B5	800	58"	78"	Manual	5	335	\$2,752.45
HF88568B4	800	71"	90"	Manual	5	357	2,952.45
HF87022B6	800	58"	78"	Air	17	335	3,252.45
HF87040B4	800	71"	90"	Air	17	380	3,452.45
HF87785B3	800	58"	78"	110vAC	17	376	2,952.45
HF87803B1	800	71"	90"	110vAC	17	392	3,152.45
HF88553C1*	800	58"	78"	12vDC	17	467	3,152.45
HF88561C1*	800	71"	90"	12vDC	17	489	3,352.45

Air motor 80 PSI 50 CFM 3/8" dia. air line recommended
 12 volt DC motor requires 12 volt battery, 72 amp., 10%L x 6%W x 9"H (to top of terminal).
 Flow 1 gal./minute at 2000 PSI.

*Batteries Included

VERSALIFT™ ATTACHMENTS							
Ltr. No.	Product No.	Description	Drum Dia.	Cap. (lbs.)	Wt. (lbs.)	Price Ea.	
A	HF86146A9	Drum Grip	18-23"	800	108	\$710.61	
B	HF88560A2	Drum Claw	18-28"	800	56	590.95	
C	HF88562A0	Drum Rotator	14-24"	800	122	2,308.55	
D	HF89406A8	Pallet Forks-24"		800	43	234.27	
E	HF89408A6	Drum Stacking Forks		800	87	480.12	
F	HF89409A5	Drum Tilter	14-24"	800	66	843.32	
G	HF89418A4*	Steel Platform		800	24	86.33	
H	HF89410A2	Floor Lock		800	4	143.11	

*Must be used with pallet forks.



A) Drum Grip

Spring and cam actuated jaws grip automatically as pressure against the drum forces them down. Jaws adjust to fit steel drums from 18-23" in dia.

B) Drum Claw

Beak-style grab that grasps rim of virtually any kind of drum. Attaches without use of any straps.

C) Drum Rotator

Fully loaded 800 lb. drums can be rotated 360° and includes nylon belts, ratchet tighteners and rubber-coated arms for lifting various drum sizes.

D) Pallet Forks

24" steel forks move, elevate and stack pallets up to 24"D. Useful around narrow aisles and congested areas.

E) Drum Forks

24" steel forks are specially adapted to handle horizontally stacked drums. An efficient way to lift drums into and out of stacking racks.

F) Drum Tilter

For occasional one-sided drum pouring applications where no more than a 120° rotation is needed. The hand crank operated tilter includes ratchets w/nylon straps.


G) Steel Platform

24" x 24" steel platform rests on model HF89406A8 pallet forks to convert unit into a platform lift. For positioning work and moving heavy items.

H) Floor Lock

Screw down pad secures the swivel caster end to the floor. Fits any model of Versa-Lift, Roto-Lift or Roto-Grip.

MECHANICAL DRUM HANDLING ATTACHMENTS



HF86145B0

AUTO-GRIP™

- Auto-Grip™ jaws are spring-and-cam actuated and automatically grip with pressure equal to the weight of the drum.

Gravity-Actuated Mechanical Auto-Grip™ & Auto-Grip™ Drum Hugger are most efficient on consistently-sized loads. Auto-Grip™ jaws are spring-and-cam actuated and equipped with jaws that grip with cam pressure that is proportional to drum weight. Standard jaws adjust to fit 30, 55 or 85 gallon steel or over-pack drums, or any cylindrical object 18 to 28" in diameter. Drum Hugger jaws grip under the top lip and adjust manually to grasp most plastic drums 22 to 24" in diameter. FOB Shipping Point.

Product No.	Description	Overall L x W	Distance Between Forks	Usable Fork Tube Size	Load Cap. (lbs.)	Wt. (lbs.)	Price Ea.
HF86145B0	Auto Grip	34 x 33"	13-25"	1 7/8" x 5 1/2" x 1 6 3/4"	1500	103	\$510.69
HF86165A5	Auto Grip dh	34 x 33"	17-21"	1 7/8" x 5 1/2" x 1 6 3/4"	1000	103	\$510.71


Drum Snatcher

- Move steel ringed barrels without leaving the forklift.

Gravity-Actuated Drum Snatcher™ is economical and easy to use. Automatically grasps, then moves, stacks and palletizes standard 55-gal. steel-ringed drums 23 to 24" in diameter, by utilizing unique knuckle-gripping system and natural pressure of the loaded drum. Designed for customers with limited drum handling needs. Fork-mounted. FOB Shipping Point.

Product No.	Description	Overall L x W	Distance Between Forks	Usable Fork Tube Size	Container Dia	Load Cap. (lbs.)	Wt. (lbs.)	Price Ea.
HF87398A2	Drum Snatcher	36 x 22"	8"	1 7/8" x 5 1/2" x 1 6 3/4"	23-24"	800	56	\$217.75

"Knuckled" gripper upper arms raise and lower to grab and release drums without the driver ever leaving the fork lift.



HF87398A2



HF89743

Economy Auto Drum Grip

- Gravity-actuated mechanical unit.

Handles consistently sized loads more efficiently than most hydraulic models. Equipped with jaws that grip with cam pressure that is proportional to drum weight. Cam-actuated jaws automatically grip when engaging drum and release when placing it on the floor. Fits steel drums with 30 to 55 gallon capacities. Load capacity is 1500 lbs. FOB Shipping Point.

Product No.	Description	Overall L x W	Distance Between Forks	Usable Fork Tube Size	Container Dia	Drum Type	Load Cap. (lbs.)	Wt. (lbs.)	Price Ea.
HF89743	Economy Auto Grip	36 x 24"	8"	5"W x 1"H	18 or 23 1/2"	Steel	1500	95	\$446.25

Fork Lift Beak Attachment


- Handles most diameter-rimmed drums 24" in height or higher.

Equipped with powerful beak-style jaws that automatically grip when engaging drum and release when lowering it. This product can manage most open or closed top drums having a chime or locking rings strong enough to support the weight of its own contents. Slides onto forks and secures via turn-down t-bolts. FOB Shipping Point.

Product No.	Description	Overall L x W	Usable Fork Tube Size	Drum Type	Load Cap. (lbs.)	Wt. (lbs.)	Price Ea.
HF85370A0	Fork Lift Beak Attachment	19 x 24"	2 1/2" x 6 1/2"	Steel	1000	125	\$495.00



HF85370A0



HF80147A7

Fork Lift Strap Attachment

- Straps conform to container to give maximum contact.

Ratchet devices allow operator to apply exact tension force needed and reduces container damage. Allows user to pick up most any cylindrical object that is smooth-sided. FOB Shipping Point.

Product No.	Description	Overall L x W	Container Size	Load Cap. (lbs.)	Wt. (lbs.)	Price Ea.
HF80147A7	Fork Lift Strap Attachment	24 x 22"	14-24"	800	80	\$367.51

DRUM HANDLING



The Falcon Drum Handler

- 15" Lift Height.
 - Hook style drum clamps to handle virtually any kind of drum.
- Economic multi-purpose positioner is manually-propelled with a single post designed to provide high visibility. This light weight unit only weighs 95 lbs. Efficiently performs medium duty and in between handling tasks. Tool-less, quick release backplate allows users to quickly and easily change attachments to perform a variety of tasks. 8" Phenolic rear swivel caster and 3" Nylon front casters make for easy placement. FOB Shipping Point.

FALCON DRUM HANDLER						
Product No.	Description	Overall Size L x W x H	Max Lift Height	Cap. (lbs.)	Wt. (lbs.)	Price Ea.
HF89744	Falcon Base	32.4 x 46 x 54.8"	15"	800	95	\$866.25



HF89741

Barrel Hawk II Drum Handler


- 18" Lift Height.
 - Universal attachments.
- Legs straddle standard pallets or skids allowing unit to grab drum from most locations. Hand operated hydraulic pallet jack style pump allowing unit to have a tight turning radius. Universal attachments allow unit various size cylinders and give the unit the flexibility of transporting most drum types. Telescoping legs ease transportation through doorways or narrow aisles. 6" rear swivel poly on cast wheel and 6" rubber casters on front. FOB Shipping Point.

BARREL HAWK II DRUM HANDLER						
Product No.	Description	Overall Size L x W x H	Max Lift Height	Cap. (lbs.)	Wt. (lbs.)	Price Ea.
HF89741	Barrel Hawk II Base	40 x 50 x 64"	18"	800	165	\$1,574.51

Attachments For Falcon Drum Handler And Barrel Hawk II Drum Handler



HF89735 Platform Attachment in Platform/Bench Position



HF89735 Platform Attachment in Parts Tray Position



HF89736 Hook Attachment



HF89737 Torch Attachment



HF89738 Strap Attachment



HF89739 Harrier Attachment



HF89740 Beak Attachment

ATTACHMENTS FOR FALCON DRUM HANDLER AND BARREL HAWK II DRUM HANDLER						
Product No.	Description	Drum Type	Drum Dia.	Wt. (lbs.)	Price Ea.	
HF89735	Platform Attachment Q-Release	-	-	55	\$293.41	
HF89736	Hook Attachment Q-Release	Steel, Plastic	18 - 24"	62	501.76	
HF89737	Torch Attachment Q-Release	-	-	145	452.91	
HF89738	Strap Attachment Q-Release	Steel, Plastic, Fiber	14 - 24"	45	286.48	
HF89739	Harrier Attachment Q-Release	Cylinder	9 - 18"	44	354.36	
HF89740	Beak Attachment Q-Release	Steel	18 - 24"	25	262.63	



Safety Brake
Here's a way to control the load down ramps or curbs... hand lever operated brakes let you keep total control.

Four Wheel Drum Truck

- Four wheels permit the entire load to rest on the wheels -- just push the load anywhere.

Perfect for palletizing drums -- rear wheels act as a pivot to raise drums onto skids. Rugged 1 1/2" O.D. aluminum tubing frame or 1 1/8" O.D. 14 ga. steel tubing handles loads of up to 1000 lbs. Standard spring loaded chime hook automatically engages the drum rim...drum can't fall away from truck. All drum trucks feature a standard chime hook. Special chime hooks available for an additional charge -- call for more information. Handles either 30 or 55 gal. drums. FOB Shipping Point.

STEEL FRAME DRUM TRUCK					
Product No.	Brakes	Tires	Load Cap. (lbs.)	Wt. (lbs.)	Price Ea.
HF82375A0	No	Fully Pneumatic	1000	67	\$546.11
HF83160A7	Yes	Fully Pneumatic	1000	70	796.11
HF82895A1	No	Replaceable Solid Tires	1000	70	521.11
HF83450A6	Yes	Replaceable Solid Tires	1000	78	771.11
HF82845A2	No	Molded-On Rubber	1000	66	496.12
ALUMINUM FRAME DRUM TRUCK					
HF82175A2	No	Fully Pneumatic	1000	45	656.36
HF82960A1	Yes	Fully Pneumatic	1000	52	906.36
HF82425A0	No	Replaceable Solid Tires	1000	46	631.36
HF83210A7	Yes	Replaceable Solid Tires	1000	51	881.36
HF82645A4	No	Molded-On Rubber	1000	45	606.36



Standard Hook

Cable Hoop Hook

Fiber Drum Hook

Locking Cover Hook

Plastic Drum Hook

DRUM & ROLL TRANSPORTERS

EasyLift Drum and Roll Transporters

- The safe, simple and ergonomic way to lift and transport drums on/off pallets, spill pallets, floor scales, cabinets and under piston pumps.

Built in the U.S.A. and designed for virtually maintenance-free operation since 1993. Eliminates strained backs, pinched fingers and the risk of injuries caused by manhandling drums. All models are available with optional scales for weighing drums without the need for floor scales. All models provided with 20" of lift with optional taller masts for double or triple stacking. Standard EG1 clamping mechanism handles all chimed plastic, steel or fiber drums. All models are also equipped with step-down foot floor locks or locking swivel casters. All models are powder coated safety yellow except for FDA option which is gray powder coating. All models equipped with non-marking Darcor™ ergonomic casters having precision bearings. (Excluding ELE800 economy model which are provided with ball bearing casters). FOB Shipping Point.



HELE800



Optional Scale Indicator

Product No.	Cap. (lbs.)	ECONOMY UNIT Size W x H x L	Wt. (lbs.)	Price Ea.
HELE800	800	39½ x 45½ x 36½"	330	\$2,275.00



HEL600-S Shown with optional Scale

HEL600-DC Shown with optional DC Power Lift

Product No.	Cap. (lbs.)	Size W x H x L	Wt. (lbs.)	Price Ea.
HEL600	600	36½ x 48¾ x 33½"	350	\$2,900.00
HEL800	800	39½ x 48¾ x 35"	350	2,900.00
HEL1000	1000	42½ x 48¾ x 36½"	350	2,900.00



Shown with optional FDA Coating and Intrinsically-Safe Scale

HEL600SLS-IP



HEL600SL Shown with optional Scale



HEL600SLS-A-SP Shown with optional Pneumatic Lift, FDA Coating and Scale

Product No.	Cap. (lbs.)	Size W x H x L	Wt. (lbs.)	Price Ea.
HEL600SL	600	27 x 48½ x 36"	540	\$3,200.00



HEL600CB

Optional Stainless Steel Rotating Roll Platform

Options available for all models:

- S8 - 8" Casters in lieu of 5" Casters.....\$160.00
- SRC - Spark Resistant Jaws, Anti-Static Strap and Rubber Belt on Mast.....200.00
- SP - FDA Approved Epoxy Powder Coating with Stainless Steel Clamping Head (Includes SRC Option)400.00
- DCM - Double Clamping Mechanism (EG2) in lieu of Single Clamping Mechanism (EG1).....600.00
- A - Pneumatic Lift/Air Tank (Includes: Non-Sparking Jaws, Anti-Static Strap and Rubber Belt)1,625.00
- DC - DC Power Lift with Battery and Charger in latching cabinet with key switch (24 volt).....1,700.00
- Additional Lift Height (Any height from 21" to 70" by single stage mast)450.00
- S: Non-Intrinsically Safe Scale with Model 8000XL Indicator2,600.00
- IS: Intrinsically Safe Scale with Model 8000IS Indicator - for "EX" rated areas.....3,750.00
- RP - Aluminum Roll Post (2.5" diameter) for lifting rolls by the core (specify length up to 24"L)*.....450.00
- VPAN - Stainless Steel Rotating Roll Platform on forks (specify roll size up to 30" in diameter.)*945.00

*Call dealer for prices for larger roll sizes.

Product No.	Cap. (lbs.)	Size W x H x L	Wt. (lbs.)	Price Ea.
HEL600CB	600	24 x 49 x 46½"	890	\$4,650.00
HEL800CB	800	24 x 49 x 46½"	1000	4,900.00

DRUM ATTACHMENTS

Eagle-Grip™ Attachments FOR HANDLING DRUMS

Eagle-Grip™ 1 Series Attachments

- Light Duty -- Single Clamping Mechanism.

Single automatic clamping mechanism for handling any size steel or plastic chimed drum. HEG1SCM-F and HEG1SCM2-F are KD units which bolt together. Fork pockets and safety chain provide quick and easy installation. HEG1SCM-CM attaches to the carriages of most lift trucks and walkie stackers. 750 lb. capacity per drum. Optional belt kit add \$40.00 per mast. FOB Shipping Point.



EAGLE-GRIP™ 1 SERIES						
Product No.	Cap. (lbs.)	Size H x L x W	Drums Handled	Description	Wt. (lbs.)	Price Ea.
HEG1SCM-CM	750	32 x 10 x 14"	1	Carriage Mount	32	\$550.00
HEG1SCM-F	750	35 x 34 x 31"	1	Fork Mount	108	625.00
HEG1SCM2-F	1500	35 x 34 x 38"	1 or 2	Fork Mount	145	1,175.00

Non-Sparking Option: Stainless Housing with non-sparking jaws add \$150.00 per grip.

Eagle-Grip™ 2 Series Attachments

- Light Duty -- Double Clamping Mechanism

Double articulating clamping mechanism for handling any size steel, fiber or plastic chimed drum -- heads permit simple pickup of drums that are misaligned and slightly separated. HEG2LDCM-CM attaches to all Class II carriages. Totally enclosed fork pockets and safety chain to attach to lift truck carriage. Completely automatic requiring no electrical or hydraulic connections. Belt bases eliminate dents. 1000 lb. capacity per drum. FOB Shipping Point.



EAGLE-GRIP™ 2 SERIES						
Product No.	Cap. (lbs.)	Size H x L x W	Drums Handled	Description	Wt. (lbs.)	Price Ea.
HEG2LDCM-CM	1000	38 x 10 x 14"	1	Carriage Mount	66	\$1,150.00
HEG2LDCM-F	1000	35 x 35 x 31"	1	Fork Mount	126	1,225.00
HEG2LDCM2-F	1500	35 x 35 x 38"	1 or 2	Fork Mount	189	2,375.00

Non-Sparking Option: Stainless Housing with non-sparking jaws add \$300.00 per grip.

Eagle-Grip™ 3 Series Attachments

- Heavy Duty -- Single Clamping Mechanism

Single automatic clamping for handling steel and plastic chimed drums in high volume uses. Completely mechanical requiring no hydraulic or electrical connections. Positive action jaws insure safe drum transfer. Carriage mounted models for tight aisle uses. Fork mounted for fast installation. Attachments handling 2 or more 55 ga. drums are narrower than the width of the drums themselves -- easy unloading of tightly packed drums. Quick adjustable heads allow pickup of various drum heights. Belt bases eliminate damage. 1500 lb. capacity per drum. FOB Shipping Point.

EAGLE-GRIP™ 3 SERIES						
Product No.	Cap. (lbs.)	Size H x L x W	Drums Handled	Description	Wt. (lbs.)	Price Ea.
HEG3SCM-CM	1500	35 x 15 x 18"	1	Carriage Mount	85	\$1,150.00
HEG3SCM-NF	1500	39 x 45 x 24"	1	Narrow Fork Mount	235	1,875.00
HEG3SCM-F	1500	39 x 45 x 33"	1	Adjustable Fork Mount	305	2,100.00
HEG3SCM2-F	3000	39 x 45 x 33"	1 or 2	Adjustable Fork Mount	390	3,250.00

Non-Sparking Option: Stainless Inner and Outer Housings with non-sparking jaws add \$150.00 per grip.

Eagle-Grip™ 4 Series Attachments

- Heavy Duty -- Double Clamping Mechanism

Double articulating clamping mechanism for handling any steel, plastic or fiber chimed drums in high volume uses. Completely mechanical requiring no hydraulic or electrical connections. Each drum is gripped with 2 upper and lower jaws in heads 6" apart. Swivel action permits pickups of misaligned or slightly separated drums. Carriage mounted models for tight aisle uses. Fork mounted for fast installation. Quick adjustable heads allow pickup of various drum heights. Belt bases eliminate damage. 2000 lb. capacity per drum. FOB Shipping Point.

EAGLE-GRIP™ 4 SERIES						
Product No.	Cap. (lbs.)	Size H x L x W	Drums Handled	Description	Wt. (lbs.)	Price Ea.
HEG4DCM-CM	2000	35 x 15 x 18"	1	Carriage Mount	110	\$1,700.00
HEG4DCM-NF	2000	39 x 45 x 24"	1	Narrow Fork Mount	260	2,425.00
HEG4DCM-F	2000	39 x 45 x 33"	1	Adjustable Fork Mount	330	2,650.00
HEG4DCM2-F	4000	39 x 45 x 33"	1 or 2	Adjustable Fork Mount	440	4,350.00

Non-Sparking Option: Stainless Inner and Outer Housings with non-sparking jaws add \$300.00 per grip.

Eagle-Grip™ Model EL4-F

- All mechanical automatic clamping.
- Ideal for palletizing drums or unloading trailers.

All mechanical automatic clamping mechanism handle from one to four drums at a time without any hydraulic or electrical connections to the lift truck. Ideal for palletizing drums or unloading trailers. Simply position the center guide over the four drums, lower and lift. Once the drums are gripped, the clamping mechanisms safely secure the drums in place for transportation over dock plates and other unlevel surfaces. To release the drums, fully lower the drums onto a pallet or floor, then elevate the center guide upward. 2000 lb capacity per drum. FOB Shipping Point.



HEL4-F

EAGLE-GRIP™					
Product No.	Cap. (lbs.)	Size H x L x W	Drums Handled	Wt. (lbs.)	Price Ea.
HEL4-F	2000	27 x 38 x 45"	1,2,3, or 4	600	\$6,000.00


NON-SPARKING*

HEL4-F-SRC 2000	27 x 38 x 45"	1,2,3, or 4	600	\$7,800.00
-----------------	---------------	-------------	-----	------------

* Non Sparking attachment with all stainless parts contacting drums.



HEG3SCM2-F



HEG4DCM2-F

DRUM HANDLING EQUIPMENT

Drum Haulers and Roll-Haulers

- Self Powered Drum & Roll Transporters eliminate injuries from manhandling drums.
- Makes an easy task of transporting drums in and out of trucks, or up and down ramps or traveling over long distances.

ELIMINATES injuries.

Standard Features Include: AC drive motor with regenerative braking, electronic speed controller, tandem load wheels, stability casters, Deka 12D-85-9 industrial 24-volt battery, safety reversing switch, key on/off, horn, battery discharge indicator/hour-meter, powder coat finish. FOB Shipping Point.



HDH80040

NON-ROTATING DRUM-HAULER MODELS WITH EG3 SINGLE CLAMPING MECHANISM						
Product No.	Cap. (lbs.)	Size H x L x W	Vert. Lift	Wt. (lbs.)	Price Ea.	
HDH800	800	56 x 46.5 x 28.5"	20"	1850	\$16,900.00	
HDH80040	800	77.3 x 46.5 x 28.5"	40"	1950	17,200.00	

Double Clamping Mechanism (EG4) in lieu of Single Clamping Mechanism (EG3) Price Ea. \$550.00

SIDE ROTATING DRUM MODELS WITH 360° LEFT OR RIGHT ROTATION						
Product No.	Cap. (lbs.)	Size H x L x W	Vertical Lift	Wt. (lbs.)	Price Ea.	
HDH80048CR	800	77.3 x 54.8 x 28.5"	48"	2200	\$24,500.00	
HDH80096CR	800	77.3 x 54.8 x 28.5"	96"	2300	25,600.00	
FORWARD ROTATING DRUM MODELS WITH 180° FORWARD ROTATION						
HDH80048FCR	800	77.3 x 54.75 x 28.5"	48"	2500	25,300.00	
HDH80096FCR	800	77.3 x 54.75 x 28.5"	96"	2600	26,400.00	
SIDE ROTATING ROLL MODELS WITH 360° LEFT OR RIGHT ROTATION						
HRH100048RCR	1000	77.3 x 54.75 x 28.5"	48"	2200	26,050.00	
HRH100096RCR	1000	77.3 x 54.75 x 28.5"	96"	2300	27,450.00	

Options Available For All Models:

- SP FDA approved epoxy powder coating with stainless steel hardware. Add \$1,550.00
- Battery Charger (30 amp/24-volt output) 110 volt input. Add \$570.00
- EE Rating – Factory Mutual Approved. Add \$2,450.00
- S Non-intrinsically Safe Scale with Model 8000XL Indicator. Add \$2,600.00
- IS Intrinsically Safe Scale with Model 8000IS Indicator – for "EX" rated areas. Add \$3,750.00
- SS with 8" of travel: 4" left & 4" right of center (N/A on two-stage masts). Add \$2,550.00
- Anti-Drift Motor Brake (Recommended for FCR Clamp when suspending load for long periods). Add \$1,225.00
- Adjustable clamping pressure with gauge. Add \$475.00



HDH80096CR-SP shown with FDA option



HDH80048FCR-SP



HRH100048RCR

EasyLift Drum Dumpers & Roll Manipulators

EasyLift Roll Clamp Rotator – DC Powered – Straddle Leg Style
Includes 5" Swivel & 8" Rigid Darcor™ Ergonomic Casters w/Step-down Foot Floor Lock (2) 12-Volt Deep Cycle Batteries & Automatic Charger, Adjustable legs, powder coat finish. All Roll Clamps have clamping pads 16" in height. RCR clamps handle diameters from 16-26", lifts roll 65" above floor level to center of core in horizontal position. Other clamp diameters available. FOB Shipping Point.

Product No.	Cap. (lbs.)	Size H x L x W	Wt. (lbs.)	Price Ea.
HER100048RCR	1000	79 x 44 x 34.5"	830	\$15,075.00



HER100048RCR

EasyLift Drum Dumper–Air Powered or DC Powered Lift, Clamp and Rotation
24-volt lift by means of (2) 12-volt AGM deep cycle batteries, automatic charger, battery discharge indicator, key switch housed in a locking cabinet. Air Powered with Air Filter/Lubricator/Regulator Includes Darcor™ Ergonomic Casters, with step down foot floor lock, adjustable legs regulating capacity, and powder coat finish. FOB Shipping Point.

Product No.	Power	Cap. (lbs.)	Lift Height	Size H x L x W	Wt. (lbs.)	Price Ea.
360° SIDE ROTATING MODELS						
HED100048CR	DC	1000	48"	79 x 47 x 34.5"	950	\$13,250.00
HED100096CR	DC	1000	96"	79 x 47 x 34.5"	950	14,350.00
HED100048FCRA	Air	1000	48"	79 x 47 x 34.5"	950	15,000.00
HED100096FCRA	Air	1000	96"	79 x 47 x 34.5"	950	16,050.00
180° FORWARD ROTATING MODELS						
HED100048FCR	DC	1000	48"	79 x 47 x 34.5"	1050	15,100.00
HED100096FCR	DC	1000	96"	79 x 47 x 34.5"	1150	16,200.00
HED100048FCRA	Air	1000	48"	79 x 47 x 34.5"	1050	16,000.00
HED100096FCRA	Air	1000	96"	79 x 47 x 34.5"	1150	17,100.00

Options Available for All Models:

- CB: Counter Balanced Base Frame in lieu of Straddle Base Frame\$900.00
- SP - FDA approved epoxy powder coating with stainless steel hardware.....\$400.00
- S: Non-intrinsically Safe Scale with Model 8000XL Indicator\$2,600.00
- IS: Intrinsically Safe Scale with Model 8000IS Indicator-for "EX" rated areas\$3,750.00
- Adjustable Clamping Pressure with Gauge\$475.00
- Anti-Drift Brake Motor (FCR Clamp only-recommended for suspending loads for long periods)...\$1,225.00



HED100096RCRA with optional scale



HED100096FCRA

MANUAL TRAVEL DRUM DUMPERS



EasyLift Drum Dumpers with Manual Rotation

EasyLift Drum Dumper - Straddle Style - Manual Lift/Manual Forward Rotator

EasyLift Drum Dumpers with manual clamp and manual 180° forward rotation are available with: manual lift by means of foot pedal, 24 volt DC powered lift or pneumatic lift with rechargeable air receiver. FOB Shipping Point.

Product No.	Cap. (lbs.)	Size H x L x W	Lift Height	Wt. (lbs.)	Price Ea.
HED60060MFCR	600	89 x 52 x 38"	60"	650	\$4,475.00

EasyLift Drum Dumper - Straddle Style - DC Power Lift/Manual Forward Rotator

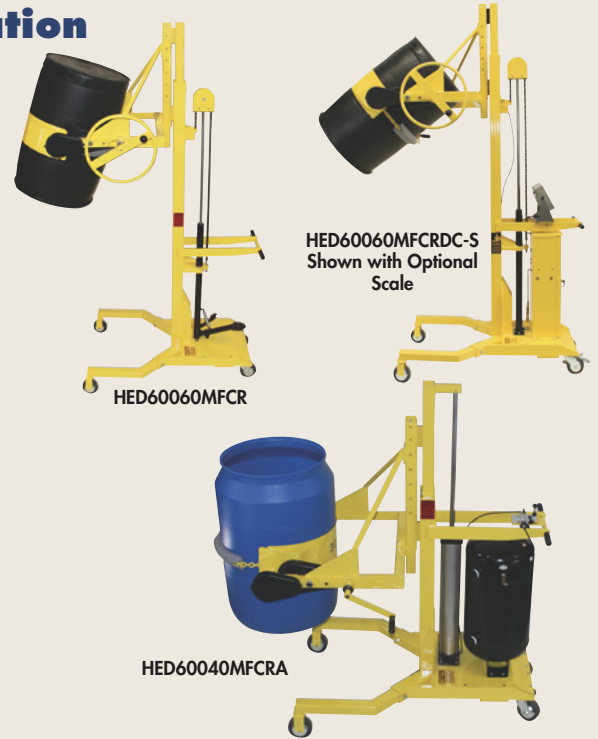
24 volt lift by means of (2) 12-volt AGM batteries, automatic charger, battery discharge indicator, key switch housed in a locking cabinet. FOB Shipping Point.

Product No.	Cap. (lbs.)	Size H x L x W	Lift Height	Wt. (lbs.)	Price Ea.
HED60060MFCRDC	600	89 x 50 x 38"	60"	750	\$6,550.00

EasyLift Drum Dumper - Straddle Style - Air Power Lift/Manual Forward Rotator

Pneumatic lift by means of a rechargeable air cylinder. FOB Shipping Point.

Product No.	Cap. (lbs.)	Size H x L x W	Lift Height	Wt. (lbs.)	Price Ea.
HED60040MFCRA	600	76 x 50 x 38"	40"	700	\$5,600.00



EasyLift ELDR Drum Dumpers and Roll-Manipulators

EasyLift ELDR Narrow aisle drum dumpers are 360° side rotating drum dumpers with manual travel and powered clamp, lift and rotation. Built on a 27" base frame this unit is perfect for navigating in congested areas. Available with 24 volt DC powered lift or pneumatic lift with air motor. FOB Shipping Point.

EasyLift ELDR Drum Dumper - Straddle Legs - DC Power Lift, Clamp and 360° Rotation

24 volt lift by means of (2) 12-volt AGM batteries, automatic charger, battery discharge indicator, key switch housed in a locking cabinet. Includes Darcor™ Ergonomic Casters, with step down foot floor lock, and powder coated finish. FOB Shipping Point.

Product No.	Cap. (lbs.)	Size H x L x W	Lift Height	Wt. (lbs.)	Price Ea.
HELDR50060CR	500	79 x 41 x 27" CR CLAMP ROTATOR	60"	1000	\$11,575.00
HELDR50060RCR	500	79 x 36½ x 27" RCR CLAMP ROTATOR	60"	925	12,600.00

EasyLift ELDR Drum Dumper - Straddle Style - Air Power Lift, Clamp and Rotation

Extremely Low Decibel Air Motor requiring constant air supply with Air Filter, Lubricator and Regulator. Includes Darcor™ Ergonomic Casters, with step down foot floor lock, and powder coated finish. FOB Shipping Point.

Product No.	Cap. (lbs.)	Size H x L x W	Lift Height	Wt. (lbs.)	Price Ea.
HELDR50060CRA	500	79 x 41 x 27" CR CLAMP ROTATOR	60"	1000	\$13,100.00
HELDR50060RCRA	500	79 x 36½ x 27" RCR CLAMP ROTATOR	60"	925	13,975.00



Options Available for All Models:

-CB: Counter Balanced Base Frame in lieu of Straddle Base Frame.....	\$900.00
-SP - FDA approved epoxy powder coating with stainless steel hardware.....	\$400.00
-S: Non-intrinsically Safe Scale with Model 8000XL Indicator	\$2,600.00
-IS: Intrinsically Safe Scale with Model 8000IS Indicator-for "EX" rated areas	\$3,750.00
Adjustable Clamping Pressure with Gauge	\$475.00

All Equipment is built in the USA to fit customer's needs. Call to discuss your application.

DRUM HANDLING EQUIPMENT



Clamp+Go Dolly Handle

- Compact storage with handle in upright position.

The Clamp+Go Dolly Handle (patent pending) quickly clamps onto drum dollies with various sized sidewalls. Well suited to high volume drum handling applications. Push, pull and rotate drums by applying force below drum's center of gravity, and reduce the risks to workers. FOB Shipping Point. H24 Wt. 11 (lbs.) Price Ea. \$179.00



Drum Spotter

- Easily transport and palletize drums.
- Ergonomic design.

Innovative drum handler designed to easily move a rimmed 55 gallon drum onto and off pallets to 6" high. The Drum Spotter is an ergonomic, simple-to-use and economical way to move drums around your facility. 800 lb. capacity. FOB Shipping Point. H81 Wt. 245 (lbs.) Price Ea. \$930.00

Drum Cones

- Reduce dust when discharging dry material.
- Easy replacement of the drum lid.

Replace the drum lid with this efficient Drum Cone to control your dispensing operation. Clamp collars secure Cone to the drum. Available in Carbon Steel or Type 304 Stainless Steel. Also available for other size drums -- contact dealer for details. FOB Shipping Point.



Model H5-IV-45-23 Shown with H7-23

DRUM CONES & CLAMP COLLARS			
Product No.	Description	Wt. (lbs.)	Price Ea.
H5-SG-45-23	Steel Drum cone w/slide gate. Size #23*	35	\$500.00
H5-IV-45-23	Steel Drum cone w/iris valve. Size #23*	35	1,320.00
H5SS-SG-45-23	Stainless steel drum cone w/slide gate. Size #23*	35	1,195.00
H5SS-IV-45-23	Stainless steel drum cone w/iris valve. Size #23*	35	1,915.00
H7-23	Steel Clamp collar. For size #23 cone	15	180.00
H7SS-23	Stainless steel clamp collar. For size #23 cone	15	400.00

*Size #23 fits 55 gal. steel drums & 23" I.D. fiberdrums.

Drum Lifter

- Lift drums in the vertical position.
- Drum is secured and supported by a bar underneath.

Drum Lifter attaches to a monorail or crane to move a drum in the upright position. Safety oriented design supports drum from the bottom. Handles steel, plastic or fiber drum with 22" to 23½" dia. and heights 23" to 38". Accepts Diameter Adaptors for smaller drums. Strong 1000 lb. capacity. Load Tested Certified. FOB Shipping Point.

H86 Wt. 61 (lbs.) Price Ea. \$365.00



Vertical-Lift Drum Pourer

- Control drum pouring at up to 106" high.
- Weigh drum while pouring with scale-equipped models.

Use one handle to control the lift height and a second to control the drum tilt angle. Turn drum 360° in either direction. Faucet or drum cone in place still allows more than 180° rotation. Drum holder is designed to handle 22" to 23.5" dia. steel or fiber drums. Digital scale measures to 0.1 lb. with accuracy of +/- 0.2%. Accepts Diameter Adaptors for smaller drums and holders for plastic drums are also available. Intrinsically safe, UL rated scale option available -- contact dealer for details. 800 lb. capacity. FOB Shipping Point.



Model H520-114 Shown with Model H5SS-IV-45-23 Drum Cone & Model H7SS-23 Clamp Collar on drum.

VERTICAL-LIFT DRUM POURERS			
Product No.	Description	Wt. (lbs.)	Price Ea.
SINGLE STAGE UNITS W/60" DISPENSING HEIGHT			
H515-N-110	Scale-equipped, AC power lift & tilt	837	\$14,585.00
H515-N-114	Scale-equipped, Air power lift & tilt	835	14,635.00
H515-N-115	Scale-equipped, DC power lift & tilt	867	14,610.00
H510-110	AC power lift & tilt, no scale	800	6,680.00
H510-114	Air power lift & tilt, no scale	800	6,730.00
H510-115	DC power lift & tilt, no scale	695	6,705.00
H510	Manual lift & tilt, no scale	590	4,575.00
TWO STAGE UNITS W/106" DISPENSING HEIGHT			
H525-N-110	Scale-equipped, AC power lift & tilt	982	15,960.00
H525-N-114	Scale-equipped, Air power lift & tilt	980	16,010.00
H525-N-115	Scale-equipped, DC power lift & tilt	1012	15,985.00
H520-110	AC power lift & tilt, no scale	858	7,700.00
H520-114	Air power lift & tilt, no scale	858	7,750.00
H520-115	DC power lift & tilt, no scale	858	7,725.00

DRUM ROTATORS



Tilt-To-Load Drum Rotator

- Load drum at floor level.
- Power-tilt up to rotate position.

Tilt-To-Load Drum Rotators tumble your closed drums with "vigorous" corner-over-corner" action to thoroughly mix the contents. Load drum at floor level. Secure drum in holder, then use one handle to lift drums and a second handle to control the drum rotation. FOB Shipping Point.

Specifications...

Rotate steel, plastic or fiber drum 29" to 37"H., 18" to 23.5" dia. Drum rotation is variable from 5 to 20 RPM. AC Motor is 2 HP 60 Hz. Capacity 800 lbs. for a full drum, 400 lbs. for a half-full drum. Half-full capacity is for tilting an unbalanced, bottom-heavy drum. A drum with an unbalanced or shifting load is harder to tilt than a full drum.



Model H310-A



TILT-TO-LOAD DRUM ROTATOR

Product No.	Motor*	Phase	Volts	Wt. (lbs.)	Price Ea.
H310-1-115	TEFC	1	115	1121	\$11,000.00
H310-3-230	TEFC	3	230	1121	10,450.00
H310-A	Air Motor	-	-	1121	10,510.00
H310-E1-115	Explosion Proof	1	115	1141	11,850.00
H310-E3-230	Explosion Proof	3	230	1141	11,750.00

*Also available in 3 phase versions.

Benefits of mixing in closed shipping drums...

- Remix settled ingredients.
- Eliminate transfer, clean-up and special vessels.
- No container to purge between batches.
- Nothing to insert into drum to mix.

Hydra-Lift Drum Rotator



- Roll closed steel drum on its side to mix and blend contents.
- Lift drum from floor with built-in hydraulics.

Hydra-Lift Drum Rotators accept steel drum in upright position and control the built-in hydraulic system to lift drum and place it quickly and easily for rotation. Start and stop rotation with a second control. Enjoy the benefits of easy, ergonomic loading and unloading and eliminate the hazards of manual drum handling. Roll drum at 5 to 20 RPM until contents are mixed as desired, then return to vertical to unload. FOB Shipping Point.



Specifications...

Rotate steel drums 6" to 26" dia., max. 40" length. AC Motor is 1 HP 60 Hz. Capacity 1000 lbs. liquid load, 400 lbs. dry load. A shifting dry load exerts greater stress on the drum rotator than the fluid motion of a liquid load.



Model H456-1-115

HYDRA-LIFT DRUM ROTATOR

Product No.	Motor*	Phase	Volts	Wt. (lbs.)	Price Ea.
H456-1-115	TEFC	1	115	616	\$5,350.00
H456-3-230	TEFC	3	230	616	5,175.00
H456-A	Air Motor	-	-	599	5,175.00
H456-E1-115	Explosion Proof	1	115	616	6,325.00
H456-E3-230	Explosion Proof	3	230	616	6,325.00

*Also available in 3 phase versions.

Portable Drum Rotator


- Mix contents of a sealed drum.
- Sealed drum mixing eliminates worker exposure and reduces clean-up.

Compact portable industrial drum mixer and drain stand rolls a closed drum on its side to agitate the contents. Utilize important ingredients that would otherwise be in unmixed sediment. Built-in retractable tipping lever to assist loading. Also use as drain stand to dispense from drum. AC Motor is 1/2 HP 60 Hz. Capacity 500 lbs. liquid load and up to 400 lbs. dry load. FOB Shipping Point.

PORTABLE DRUM ROTATOR

Product No.	RPM	Motor*	Phase	Wt. (lbs.)	Price Ea.
H201/20-1	20	115V	1	159	\$1,600.00
H201VS-1	Variable 10-24	115V	1	176	1,965.00
H201/20-A	20	Air	-	151	1,640.00
H201/20-E1	20	115V Explosion Proof	1	177	1,860.00
H201VS-E1	Variable 10-24	115V Explosion Proof	1	185	2,260.00
H201VS-A	Variable 10-24	Air	-	171	2,045.00

*Also available in 3 phase versions.



Model H201VS-1

DRUM HANDLING EQUIPMENT

Portable Drum Jack

- A beak-like device grips steel 30 or 55 gal. drums around the lip.
- Lifts 500 lb. steel drums up to 18" H.

Operator easily lifts the drum with the manual hand pump operation. Easy, safe transport of the drum from one location to another. Front casters are 6" x 1½". Rear casters are 3" x 1½". Overall size: 34¾"W x 29"D x 58"H. Grips 55 gallon plastic, steel and fiber drums with a top lip. Manual foot pump operation. FOB Shipping Point.

HDRUM-55-36 Wt. 161 (lbs.) Price Ea. \$789.00



Dispensing Drum Cart

- Easily rotate drum while in cradle.

This unique drum cart provides exceptional versatility. Easily pick up an upright drum, transport, then store horizontally. Tilting ability permits drainage of remaining liquid. Handle conveniently stores on unit.

Model HRDC-100 features drip pan to minimize the spillage of hazardous liquids. Rolls easily on 2 swivel 3" and 2 rigid 5" casters.

FOB Shipping Point.



HRDC-100

Product No.	Description	Capacity (lbs.)	Overall Size W x L x H	Wt. (lbs.)	Price Ea.
HRDC-100	Revolving Drum Cart/Dispenser	1000	21 x 37 x 25"	46	\$315.00

Drum Positioners

- Allows fork truck driver to invert standing drums to the horizontal racking position and the reverse.
- Positive latching system ensures safe handling of drums up to 800 lbs.

Slide the positioner extensions over the vertical drum. Drum Positioner rotates drum to horizontal position. Latching system will engage to allow horizontal positioning of the drum -- it's ready to slide into the rack. Mechanical operation relies on fork truck to rotate and lift drums. Fork pockets measure 7½"W. x 2½"H. usable on 20½" centers. FOB Shipping Point.

Product No.	Cap. (lbs.)	Description	Wt. (lbs.)	Price Ea.
HDRUM-P-55	800	55 gal. steel drums	318	\$1,084.00
HDRUM-P-30	800	30 gal. steel drums	315	1,081.00

Heavy Duty Dolly

- Beefed up design for 2000 lb. capacity.
- Safely handles 55 gal. steel drums.

Easy rolling on 4" x 2" glass filled nylon casters. FOB Shipping Point.

Multi-Purpose Quad Dollies

- Handles 30 or 55 gal. drums -- 5 gal. pails -- or LP gas tanks.
- Versatile dolly saves valuable time, energy and expense.

Works exceptionally well in many applications. Available in 2 models, one with hard rubber casters, 900 lbs. cap. and the other with cast iron casters, 1200 lbs. capacity. Also available in Three Tier style. FOB Shipping Point.

Octo Dolly

- Safely handles 55 gal. steel drums.
- Allows for maximum maneuverability.

Rolls smoothly on 8 - 4" swivel cast iron casters allowing the dolly to move in any direction. Hefty 2000 lb. capacity. FOB Shipping Point.



HDRUM-HD



HDRUM-QUAD



HOCTO-55

HEAVY DUTY DOLLY					
Product No.	Acceptable Styles	Cap. (lbs.)	Caster Style	Wt. (lbs.)	Price Ea.
HDRUM-HD	55 gal. steel	2000	Glass Filled Nylon	40	\$109.00
MULTI-PURPOSE QUAD DOLLIES					
HDRUM-QUAD-H*	5,30,55 gal. drums, LP tanks	900	Hard Rubber	22	78.00
HDRUM-QUAD-C*	5,30,55 gal. drums, LP tanks	1200	Cast Iron	24	104.00
HDRUM-QUAD-CS-SS*	Stainless Steel Material	900	Hard Rubber	24	161.00
*5,30,55 gal. drums, LP tanks					
*Complete with 4' nylon pull strap.					
OCTO DOLLY					
HOCTO-55	55 gal. steel	2000	Cast Iron	40	110.00

Drum Vents

- FM Approved.
- Choose from two styles.

FM Approved Drum Vents feature two styles to choose from. HVENT-V is for use with drums in the vertical position and HVENT-H is for use with drums in the horizontal position. The vents are for use with standard 2" drum plug openings. Each unit includes a flash arrester for safety. Units provide automatic pressure relief and manual vacuum relief. FOB Shipping Point.

HVENT-V Vertical Drum Vent, Wt. 2 (lbs.)

Price Ea. \$84.00

HVENT-H Horizontal Drum Vent, Wt. 2 (lbs.)


Price Ea. \$61.00



HVENT-V



HVENT-H



HDGS-A



HDGS-55-D



HDGD-A



HDGD-55-D

The Drum Gripper

- Makes it easy to pick up 1 or 2 steel drums without leaving the fork truck.

Simply slip the forks into the fork tubes and the Drum Gripper is ready to go. The knuckle gripping system is lowered around the drum, gripped tightly and then lifted. Drum is automatically released by lowering the forks. Feature hinged folding design for storage. HDGS-A & HDGD-A features adjustable-width arms for use with both 30-gallon and 55-gallon steel drums. Welded steel construction for long life. Powder coat finish. FOB Shipping Point.

Product No.	Cap. (lbs.)	Acceptable Drum Types	Overall Size W x D x H	Fork Pocket Center	Fork Size W x H	Wt. (lbs.)	Price Ea.
HDGS-A	800	1-30 & 55 gal.	26 x 35 x 8"	20"	7¼ x 2½"	164	\$371.00
HDGS-55-D	1500	1-55 gal.	28¼ x 24 x 8"	20½"	6¾ x 2½"	115	\$39.00
HDGD-A	1500	2-30 & 55 gal.	45 x 36 x 8"	24"	7¼ x 2½"	211	500.00
HDGD-55-D	2000	2-55 gal.	46 x 24¼ x 9½"	25½"	6¾ x 2½"	223	410.00

DRUM HANDLING EQUIPMENT

Variable Height Pail Dispenser

- Variable height dumper provides 24 angle setting for dispensing.
- For use with 5 gallon plastic or steel pails.

Dispensing at any height between 1" and 52" while standing or kneeling. Sturdy 200 lb. capacity. Rolls on 6" x 2" M.O.R. wheels with tilt back "hand truck" design. Can go virtually anywhere. Pour height 1"; raised height 52". Cradle height lowered 6"; raised 66 1/4". FOB Shipping Point.
HLLW-PAILD-200 Wt. 131 (lbs.)
Price Ea. \$640.00



Manual Pail Tipper

- Easily tip liquid contents with this convenient and durable 5 gal. Can Tipper.
- Folds flat for storage.

Adjustable safety arm secures itself to the top of the can. Unit can accommodate square boxes that fit into the perimeter. Available in steel or stainless steel. Capacity 70#. FOB Shipping Point.

Product No.	Construction	Dispensing Hgt.	Wt. (lbs.)	Price Ea.
HCAN-A	Steel	10"	11	\$48.00
HCAN-S	Stainless Steel	10"	12	112.00

OAS = 12 1/2"W. x 14 1/4"D. x 30"H.



Drum Lifter/Rotator/Transporter

- The safest and most convenient way to handle open or closed end drums.
- 550 lb. capacity.

The multifunctional unit, model HDRUM-LRT, has a hand pump that lifts drums from ground level to a raised height of .68" to bottom of drum in horizontal position. For use with 55-gallon steel, plastic and fiber drums. A hand gear mechanism provides the controlled 360° rotation of the drum. A floor lock is standard to stabilize the unit in a fixed position. FOB Shipping Point.

Product No.	Description	Overall Size (W x D x H)	Raised Ht.	Capacity (lbs.)	Wt. (lbs.)	Price Ea.
HDRUM-LRT	Manual	36 1/4" x 61" x 88"	68"	550	519	\$1,681.00

Hand Pump Lift



Steel Pail PAL OPENER

- Easy, quick 5 gallon pail opener.
- For use on plastic and steel pails.

Cutter is used to cut the slip in the lid side of the pail to enable the lid of the plastic pail to be removed. Side guide tong conveniently slides under the lid for easy removal of the lid. End hook is used to open steel pails -- just hook the lid and rotate. Opposite end is used to close the pail by bending the lip back around the pail top. Measures 3 1/2"W. x 11"L x 1"H. FOB Shipping Point.

HPAIL-PAL Wt. 2 (lb.) Price Ea. \$25.00



Portable Drum Jacks

- The perfect solution to any drum transporting need.
- Ergonomic and sleek design.

Features an adjustable beak design which allows it to grab just about any drum -- 30 & 55 gallon steel, plastic or fiber drums. 20" vertical lift, drums can be placed or removed from pallets, spill containers and scales. Compact in size for maximum maneuverability in restrictive areas. Unique pallet jack handle design allows quick and familiar operation. Rugged 1000 lb. capacity. Measures 39"D. x 43 1/2"W. 20" lift height. FOB Shipping Point.

HDRUM-55FP Wt. 379 (lbs.) Price Ea. \$4,327.00



Plastic Pail Lid Closer

- Steel Construction.
- Works with round and square plastic pails.

Allows for easily pressing lids onto plastic pails. Works with pails up to a 7-gallon capacity. Compression plate measures 16" diameter and bottom of plate is fitted with adjustable burp plunger. 39" long handle. Usable pail height range is 6 to 22" and platform size measures 16 x 16". Base frame is predrilled for lagging to floor. Overall size is 30"W. x 34"D. x 94"H. with handle raised. Steel construction with powder coat finish. Not designed to close UN-rated plastic pails. Optional caster kit available. FOB Shipping Point.

HPLC-P-FM Plastic Pail Lid Closer, Wt. 241 (lbs.) Price Ea. \$1,130.00

HPLC-CK Caster Kit, Wt. 9 (lbs.) Price Ea. \$144.00



Multi-Pail Dolly

- Move your 5 gallon containers with ease.

Ideal for job sites, tile and grout work, janitorial and cleaning tasks and other industrial uses. Designed to work with round and square 5 gallon pails, plastic or steel. Rolls smoothly with all swivel 3" polyurethane casters. Ground clearance is 1 1/2". All steel construction with powder coat blue finish. Includes a 4' long pull strap. Measures 19 1/2"W. x 5"H. 150 (lb.) Cap. FOB Shipping Point.

HMPD-5 Wt. 15 (lbs.) Price Ea. \$92.00

Pail Hand Truck

- Rolls smoothly on large 10" x 2 1/2" diameter wheels.

This Pail Hand Truck allows one person to easily and efficiently move 5 gallon pails or other miscellaneous items. The nose plate can be flipped down and pail retention fingers flipped up in order for this cart to be used as a basic hand truck. Flip the pail retaining fingers down to utilize the pail lifting feature. An arched back allows the pail to fit safely on the hand truck. FOB Shipping Point.


Shown With Retaining Fingers Down



Shown With Retaining Fingers Up

Product No.	Nose Plate (W x L)	Overall Size (W x D x H)	Capacity (lbs.)	Wt. (lbs.)	Price Ea.
HPAIL-T	14 x 7 1/2"	20 x 17 x 56 3/8"	500	48	\$377.00

BARREL CARRIERS



TILTING BARREL Carrier

- One man transports and rotates 55 gal. steel drums.
- Sturdy handle provides easy leverage for heavy lifting.

An efficient, economical way to handle drums. Drum is easily rotated and locked in position. Drum rolls easily on 8" front wheels and 4" rear swivel wheel.

Drum must be full to rotate at rated capacity. FOB Shipping Point.

HDCR-110-55 Wt. 143 (lbs.) Price Ea. \$369.00



Rotates manually – a 15 ft. chain runs back to driver.

Hydraulic Drum Carrier/Boom

- This sturdy and safe Carrier/Boom allows one operator to easily lift, transport and dispense fully loaded 55 gallon steel drums.
- Drum is safely secured to the saddle and lifted by pumping the hydraulic foot pump.

Hand crank on 60" lift unit and chain rotation on other efficiently tilts drum. Drum carrier rotates out of the way of the boom attachment... stores on the lower unit. Rolls on 5" rear swivel casters and 8" front rigid wheels. 800 lb. capacity. FOB Shipping Point.



HHDC-305-72

Product No.	Lift Hgt.	Wt. (lbs.)	Price Ea.
HHDC-305-60	60"	579	\$2,088.00
HHDC-305-72	72"	496	2,173.00
HHDC-305-84	84"	713	2,324.00
HHDC-305-96	96"	799	2,423.00

Lifting position available in A/C or DC, add \$846.00.

The Barrel Carrier

- Engineered and built for maximum safety and ease of operation.
- Long wearing gear mechanism efficiently rotates heavy 55 gal. steel barrels 360°.

Safety restraint securely attaches to forklift. Drum must be full to rotate at rated capacity. Fork pockets measure 7½"W x 2½"H I.D. on 31" centers. FOB Shipping Point.

Product No.	Cap. (lbs.)	Wt. (lbs.)	Price Ea.
HDCR-205-8	800	228	\$659.00
HDCR-205-15	1500	222	806.00

Multi-Purpose Drum Truck/Cradle

- The most versatile drum truck made!

This innovative product allows the operator to easily tip back the truck in order to transport drums ergonomically on 4 wheels – and acts as a drum cradle for storage and dispensing all in one. Top angle is 3° when used as a Drum Cradle. This unique design also allows the operator to retrieve drums on and off the pallet. Accommodates 55 gallon steel, plastic or fiber drums. Rolls smoothly on (2) 3" x 1½", (2) 8" x 2", and (2) 6" x 2" casters. Standard with a wheeled undercarriage that positions the drum horizontally for drainage or storage. An integral self-storing bung wrench is standard – opens numerous drums and helps keep the drum snug on the truck. Convenient kickstand allows for upright storage. Drum height is 13"H. in the cradle position. Optional drip pan available. Durable powder coat finish. FOB Shipping Point.



Plastic/Fiber Drum Retainer

- Adaptor Kit fits Series 110, 205 or 305 for most plastic and fiber drums.

Product No.	Description	Wt. (lbs.)	Price Ea.
HFDA-800	Nylon Strap & Adjusting Arm Together	14	\$232.00
HFDA-550	Adjusting Arm Sold Separately	13	161.00
HFDA-250	Nylon Straps Sold Separately	3	51.00
HFDC-30	Steel Saddle For 30 Gal. Drums	18	204.00

MULTI-PURPOSE DRUM TRUCK/CRADLE				
Product No.	Overall Size W x L x H	Wheel Description	Wt. (lbs.)	Price Ea.
HRDBT-MR	23½ x 20 x 61"	Mold-on Rubber	140	\$373.00
HRDBT-SS	23½ x 20 x 61"	Steel	158	340.00
HRDBT-PO	23½ x 20 x 61"	Polyolefin	148	298.00

HRDBT-PAN Optional Drip Pan w/brackets & hardware. Wt. 3 (lbs.) Price Ea. \$47.00

DRUM SAFETY & BERTMS

ENPAC Poly Dolly®

- The only spill containment caddy in the world that can contain a spill and still be mobile after a leak.

Tilts to become an efficient self-dispensing station. Features ergonomic handle design. Acts as its own secondary containment unit. Patented enclosed large 80 gal. sump capacity. Double looped strap for any size drum. Tough polyethylene can't rust or corrode. Forkliftable from the rear.

Dispensing well - 5 gal pail easily fits. Incidental spills can be easily cleaned up. Complies with US EPA regulations: EPA 40 CFR264.175. Rolls through 36" doorways. 600 lb. Cap. Measures 69" x 32" x 26.5".
 FOB Shipping Point.
 H5300-YE Wt. 85 (lbs.)
 Price Ea. \$610.00



ENPAC
American Made,
Mother Nature
Approved



ENPAC
American Made,
Mother Nature
Approved

ENPAC Poly Rack™ System

- Three part system for maximum containment efficiency.

Poly-Racker™...one-piece polyethylene rack holds 2 - 55 gal. drums- 100 gal. containment sump. Deep dispensing well holds 5 gal. pails. Forkliftable. Measures 52" x 49" x 23".

FOB Shipping Point.
 H6000-YE Wt. 129 (lbs.) Price Ea. \$620.00

Poly-Stacker™...holds 2 - 55 gal. drums and can be stacked with a forklift. Holds up to 2400 lbs. of UDL weight.

FOB Shipping Point.
 H6002-YE Wt. 60 (lbs.) Price Ea. \$270.00

Poly-Shelf™...easily attaches to Poly-Stackers and allows simultaneous dispensing from Stacker and Rack of drums. One piece molded polyethylene construction. FOB Shipping Point.
 H6003-YE Wt. 10 (lbs.) Price Ea. \$115.71

ENPAC Low Profile Workstations™



ENPAC
American Made,
Mother Nature
Approved

- Perfect for dispensing from your 55-gal. drums or using as a workstation.
- Provides custom secondary containment flooring.

Hook 2,4,6 and 8 drum workstations with Link Locks to configure any shape of spill platforms to meet your requirements. Tough polyethylene construction won't rust or corrode. Low profile 6"H. Not forkliftable. FOB Shipping Point.



Product No.	No. Drums	ENPAC LOW PROFILE WORKSTATIONS™ Cap. (lbs.) UDL	Sump Cap. (gals.)	Size	Wt. (lbs.)	Price Ea.
H5117-YE	2	2400	22	53 x 29 x 6"	22	\$237.14
H5116-YE	4	6000	41	53 x 53 x 6"	72	302.86
H5115-YE	6	7000	61	77 x 53 x 6"	61	391.43
H5110-YE	8	8000	77	100 x 53 x 6"	77	610.00

H5111-BK Workstation Ramp. Hooks onto the workstation. Non-skid surface. 10° slope. 1000 lb. cap. Measures 27 x 48 x 6". Wt. 30 (lbs.) Price Ea. \$225.71
 H5112-BK Link Locks. Allows you to link and lock multiple workstations in a variety of configurations while preventing unwanted movement. Measures 9 x 7 x 6.25". Wt. 2.5 (lbs.) Price Ea. \$98.57

ENPAC Snap-Up Stinger Berms™



ENPAC
American Made,
Mother Nature
Approved

- The Worldwide Leader in Large, Aggressive and Immediate Spill Response.
- Now available in a 2" L-Bracket sidewall.

ENPAC's Snap-Up Stinger Berms™ lead the industry with a wide range of sizes and capacities for large-scale spill containment. Features excellent rip, tear and puncture resistance for the most demanding application or terrain. Easy to assemble snap-up design permits immediate response. Compact storage and transport with a Fuel/Chemical resistant containment area. Cold rated to -30°F. FOB Shipping Point.



Product No.	ENPAC SNAP-UP STINGER BERMS™		Wt. (lbs.)	Price Ea.
	Size L x W x H	Sump Cap. (gals.)		
H4802-BK-SU	4' x 4' x 1'	119	18	\$667.14
H4806-BK-SU	6' x 6' x 1'	269	37	920.00
H4810-BK-SU	10' x 10' x 1'	748	60	1,528.57
H4812-BK-SU	12' x 12' x 1'	1017	80	1,655.71
H48-12201-BK-SU	12' x 20' x 1'	1795	130	2,545.71
H4836-BK-SU	12' x 36' x 1'	3231	165	3,615.71
H48-12501-BK-SU	12' x 50' x 1'	4488	250	5,114.29
H4860-BK-SU	12' x 60' x 1'	5385	285	6,231.43
H48-20401-BK-SU	20' x 40' x 1'	5984	280	6,000.00
H48-20601-BK-SU	20' x 60' x 1'	8976	600	9,637.14
ENPAC L-BRACKET STINGER BERMS™				
H48-10102-BK-SS	10' x 10' x 2'	1496	180	2,010.00
H48-15152-BK-SS	15' x 15' x 2'	3366	220	3,724.29
H48-20202-BK-SS	20' x 20' x 2'	5984	380	5,877.14

ENPAC Stinger Yellow Jacket™

- Unique snap-up support stays create a sturdy sidewall when unit is open.

Made of HD vinyl-coated polyester, the Stinger Yellow Jacket™ is chemical resistant and stands up to corrosive battery acid and more. Folds up for compact storage and transport. Excellent for various spill containment applications to decontamination. Cold rated to -55°F. FOB Shipping Point.



ENPAC
American Made,
Mother Nature
Approved



Product No.	ENPAC STINGER YELLOW JACKET™		Wt. (lbs.)	Price Ea.
	Size L x W x H	Sump Cap. (gals.)		
H5700-YE	4' x 4' x 8"	80	15	\$471.43
H5706-YE	6' x 6' x 8"	180	24	655.71
H5730-YE	8' x 8' x 8"	320	31	861.43
H5708-YE	10' x 10' x 8"	501	36	970.00

OVERSPILL CONTAINMENT

ENPAC 2 & 4 Drum Hardcovers With SpillPallets®

- Small footprint maximizes storage space.
- Easy roll-up doors allow for both top and side loading of drums.


Drum pumps able to be left in place. 2 roll-up doors. Doors are lockable for added security. Weatherproof design is ideal for outdoor use. Polyethylene construction is chemical, rust and corrosion resistant. Optional ramps allow for easy loading and unloading. Complies with US EPA regulations: EPA 40 CFR264.175. Forkliftable. FOB Shipping Point.



H4062-YE Shown with Optional Poly Ramp



ENPAC 2 & 4 DRUM HARDCOVERS W/SPILLPALLETS®							
Product No.	Description	Exterior Size L x W x H	Interior Size L x W x H	Sump Cap. (gals.)	Load Cap. (gals.)	Wt. (lbs.)	Price Ea.
H4064-YE	4-drum hardcover	65 x 58 x 69"	49 x 54 x 53.5"	66	6000	269	\$1,422.86
H4062-YE	2-drum hardcover	60 x 37" x 72"	50 x 29" x 51"	58	2000	210	1,254.29
OPTIONS							
H5039-BK	Poly ramp	68 x 30 x 12"			1000	65	301.43
H5038-BK	Poly ramp extender	29 x 9 x 7"			1000	9	84.29



ENPAC SpillPal®

- Provides spill control for incidental spills that occur in temporary storage of drums, machine parts, tanks and more.

Eliminates the need for plastic pallets where there's no need for containment regulations. Can also be used as a wash-down pad. Easily accessed. Folds up to save space. Requires minimal storage space. No more ramps. Optional grates available. FOB Shipping Point.

Product No.	Description	ENPAC SPILLPAL®		Cap. (gals.)	Wt. (lbs.)	Price Ea.
		Size L x W x H	Drums			
H5750-YE	1 drum	2' x 2' x 4"	2	10	2	\$82.86
H5755-YE	2 drums	2' x 4' x 4"	4	15	4	147.14
H5760-YE	4 drums	4' x 4' x 4"	4	30	6.5	211.43
H5765-YE	4 drum in-line	2' x 8' x 4"	4	30	10.5	258.57
H5770-YE	6 drums	4' x 6' x 4"	6	45	12.5	314.29
H5775-YE	8 drums	4' x 8' x 4"	8	60	11.5	382.86

ENPAC Poly-SpillPallet®

- Eliminates costly environmental contamination.
- 100 % UV stabilized structural polyethylene construction has excellent chemical resistance.

Overflows and spills stay off the floor. Ideal for virgin chemical storage, satellite hazardous waste collection, in-plant transfer or storage, drum pumping stations and more. Easy handling by forklift or pallet jack from any side. Sump liquids are easily seen through translucent sidewalls. Easy to clean. Exceeds EPA Container Storage 40 CFR 264.175. FOB Shipping Point.



Product No.	Drain	Drums	ENPAC POLY-SPILLPALLET®		Wt. (lbs.)	Price Ea.
			Size W x D x H	Cap. (gals.)		
H5222-YE	No	2	51 x 26 x 21"	2	45	\$275.71
H5222-YE-D	Yes	2	51 x 26 x 21"	2	45	304.29
H5400-YE	No	4	54 x 54 x 12"	4	91	332.86
H5400-YE-D	Yes	4	54 x 54 x 12"	4	91	362.86
H5001-YE	No	4	50 x 50 x 17"	4	88	391.43
H5001-YE-D	Yes	4	50 x 50 x 17"	4	88	422.86

ENPAC Poly-Overpack® 95, 65, 30 and 20 Gallon Salvage Drums



Optional EnviroSalv Lock Down Security Kit

- 95 gallon designed to fit up to 55 gallon drums.
- 65 gallon designed to fit up to 30 gallon drums.
- 30 gallon drum designed to fit up to 16 gallon containers.
- 20 gallon drum designed to fit up to 5 gallon containers.

Meets Group 1 packaging standards and salvage drum regulations. Container allows for easy closure and pickup. 100% UV protected polyethylene provides protection over a wide range of chemicals. No hoop rings, just an easy turn lid! EnviroSalv drum locks closed with this optional Lock Down Kit that provides lockable, serialized, identification security systems when accountability matters most. The Lock Down Security Kit locks and secures the drum to its destination. All units are stackable and nestable. FOB Shipping Point.

Product No.	Cap. (gals.)	95 GALLON ENVIROSALV POLY SALVAGE DRUM PLUS			Wt. (lbs.)	Price Ea.
		Rating	Dia. Top/Bottom	Height		
H1295-YE*	95	1H2/X295/S, 1H2/Y295/S, DOT 49 CFR 173.3, EPA, SPCC, and NPDES	32"/26"	44"	55	\$284.29
H1295-LK Optional ENVIROSALV Lock Down Security Kit, Size 11"L x 8"W x 1"H Wt. 1(lbs.), Price Ea. \$22.86						
ENPAC POLY-OVERPACK						
H1237-YE*	95	1H2/X295/S, UN 1H2/Y295/S, DOT 40 CFR 173.3	31.75"/26"	41.5"	48	\$205.71
H1065-YE*	65	1H2/X200/S, DOT 40 CFR 173.3	28.5"/23"	37"	45	195.71
H1220-YE	20	UN 1H2/X75/S, UN 1H2/Y100/S, UN1H2/Z130/S	21.5 x 17.25"	18.88"	12	67.14
H1230-YE	30	UN 1H2/X136/S	21.5 x 17"	30"	13	85.71

*Meets UN regulations.

SPILL CONTAINMENT PRODUCTS



ENPAC Salvage Drum Spill Kits

- Highly visible containers keep spill response product readily available.
- Various sizes available for Universal and Oil Only applications.

Each kit contains goggles, gloves and instructions. Meets EPA, SPCC and NPDES regulations. FOB Shipping Point.



ENPAC SPILL KITS				
Product No.	Description	Absorbs up to (gals.)	Wt. (lbs.)	Price Ea.
H1320-YE	20 gal. Spill Kit/Universal	11	28	\$167.14
H1322-YE	20 gal. Spill Kit/Oil Only	11	28	167.14
H1330-YE	30 gal. Spill Kit/Universal	23	35	225.71
H1332-YE	30 gal. Spill Kit/Oil Only	23	35	225.71
H1360-YE	65 gal. Spill Kit/Universal	41	97	480.00
H1362-YE	65 gal. Spill Kit/Oil Only	41	97	480.00
H1390-YE	95 gal. Spill Kit/Universal	62	113	558.57
H1392-YE	95 gal. Spill Kit/Oil Only	62	113	558.57
H1350-YE	50 gal. Wheeled Spill Kit/Universal	31	47	460.00
H1352-YE	50 gal. Wheeled Spill Kit/Oil Only	31	47	460.00
H1397-YE	95 gal. Wheeled Spill Kit/Universal	62	116	617.14
H1399-YE	95 gal. Wheeled Spill Kit/Oil Only	62	116	617.14

ENPAC Bag-Style Spill Kits

Compact and portable vehicle response kits for small transportation spills in yellow water resistant nylon bags. Easy-to-use handles and straps provide easy transport and response. Great for fueling locations. **Fast Pack™ Spill Kit Includes...** Size: 8 x 17", 10 - Pads, 2 - 3" x 4' Socks, 8 oz. Baggie of Ensorb, 1 - Disposal Bag & Ties, 1 Pack of Wipers, 1 pr. Nitrile Gloves, Emergency Response Guide and Instruction Sheet. **Speedy Duffel™ Spill Kit Includes...** Size: 20 x 9 x 19", 20 - Pads, 2 - 10' Socks, 3 - 4' Socks, 8 oz. Baggie of Ensorb, 1 - Disposal Bag & Ties, 1 pr. Nitrile Gloves, 1 pr. Goggles, Emergency Response Guide and Instruction Sheet. **Spill Pak Kit Includes...** 1 Plastic "Budget Bag", 12 - Pads, 3 - 4' Socks, 1 Disposal Bag & Tie. FOB Shipping Point.



FAST PACK™ SPILL KIT				
Product No.	Description	Absorbs Up To	Wt. (lbs.)	Price Ea.
H1300-YE	8 x 17" Universal	5 gals.	7	\$75.71
H1301-YE	8 x 17" Aggressive	5 gals.	7	95.71
H1302-YE	8 x 17" Oil	5 gals.	7	75.71
SPEEDY DUFFEL™ SPILL KIT				
H1310-YE	20 x 9 x 19" Universal	10 gals.	13	128.57
H1311-YE	20 x 9 x 19" Aggressive	10 gals.	13	161.43
H1312-YE	20 x 9 x 19" Oil	10 gals.	13	128.57
SPILL PAK™				
H13-SP2U	Universal	5 gals.	5	38.57
H13-SP2O	Oil only	5 gals.	5	38.57

Drip Dam™ Leak Diverters

- Fast and efficient response to overhead leaks.
- Lightweight and easy to handle, use, and store.
- Reusable and reliable.

Get instant drip diversion with the new Drip Dam™ Leak Diverter. Available in various and custom sizes. This funnel-style fast response tool will channel away liquids minimizing the risk of slip-and-fall injuries and contamination. A flowrate of over 3 gallons per minute and a convenient hose connector with cap make containing and redirecting drips, drops, and leaks a breeze. Made of durable and resistant PVC, the Drip Dam™ is resistant to water, most chemicals, and punctures allowing for reuse and dependability. Fits ¾" standard garden hose. FOB Shipping Point.



DRIP DAM™ LEAK DIVERTERS				
Product No.	Size L x W	Wt. (lbs.)	Price Ea.	
H460303-YE	3' x 3'	2	\$44.29	
H460306-YE	3' x 6'	4	52.86	
H460310-YE	3' x 10'	5	94.29	
H460505-YE	5' x 5'	4	60.00	
H460606-YE	6' x 6'	5	94.29	
H461212-YE	12' x 12'	10	234.29	

ENPAC Storm Sentinel™

- 500 GPM overflow rate helps avoid ponding.

The Storm Sentinel Insert is the sure way to catch oil and sediment headed into storm drains and sewers. Equipped with an oil-absorbent media in a screened bag. The Storm Sentinel guards against any potential discharge. Fits any size rectangular catch basin 16 x 28" to 28 x 36" and round basins up to 27-29". Custom sizes are available. Helps comply with NPDES, 40 CFR 122.26 (1999) when used as Best Management Practice in Storm Water Pollution. Requires no special tools to install. FOB Shipping Point.



SPILL PROTECTOR DRAIN COVER				
Product No.	Description	Size W x L x H	Wt. (lbs.)	Price Ea.
H4340	Sediment only, Round	24 x 9 x 23"	2	\$54.29
H4341	Sediment only, Rectangle	24 x 9 x 23"	2	54.29
H4340-IB	Sediment and Oil, Round	24 x 9 x 23"	4	77.14
H4341-IB	Sediment and Oil, Rectangle	24 x 9 x 23"	3	77.14

Folding Duck Ponds™

- The uses are endless! For quick response to leaking machines, preventative maintenance and emergency drips.

Perfect for projects where storage space is limited. Small enough to fit in a cabinet or store on a shelf. Can hold various drum sizes with ease and affordability. Provides both reliable and reusable secondary containment for oils, fluids, and gasoline. Can withstand extreme cold temperatures to -55°F. Features a thin 2" sidewall width and 6" height with a safety-secure strap for easy folding and compact storage to create ample travel space. FOB Shipping Point.



FOLDING DUCK PONDS™				
Product No.	Size L x W x H	Wt. (lbs.)	Price Ea.	
H5622-YE-F	2' x 2' x 6"	1	\$187.14	
H5623-YE-F	2' x 3' x 6"	3	205.71	
H5624-YE-F	2' x 4' x 6"	4	225.71	
H5633-YE-F	3' x 3' x 6"	5	254.29	
H5644-YE-F	4' x 4' x 6"	6	295.71	
H5646-YE-F	4' x 6' x 6"	7	314.29	

SPILL CONTAINMENT PRODUCTS



IBC Spill Pallet

Economical and portable containment for IBCs

Low profile, 28" overall height allows safe and convenient IBC tank handling and dispensing. All polyethylene construction offers excellent chemical resistance and will not rust or corrode. Forkliftable allows convenient positioning to desired locations. Low cost design with value-added features and benefits. Meets SPCC and EPA Container Storage Regulations. Twin IBC Spill Pallet provides side-by-side containment for two IBCs. Hard Top unit protects IBCs from the elements and unauthorized access. Optional Bucket Shelf captures spills from dispensing. Spills that exceed 3 gallons are channeled into the 360-gallon sump through a bulkhead fitting. FOB Shipping Point.



IBC SPILL PALLET						
Product No.	Description	Size W x L x H	Cap. (gals.)	Wt. (lbs.)	Price Ea.	
H1157	IBC Spill Pallet, No Drain	62 x 62 x 28"	360	280	\$1,177.14	
H1158	IBC Spill Pallet, With Drain	62 x 62 x 28"	360	280	1,198.57	
H1140	Twin IBC Spill Pallet, No Drain	124½ x 61¾ x 22"	535	451	1,758.57	
H1144	Twin IBC Spill Pallet, With Drain	124½ x 61¾ x 22"	535	451	1,778.57	
H1160	Bucket Shelf	19½ x 16 x 4½"	3	10	90.00	
H1162	IBC Hard Top, No Drain	64½ x 62 x 96"	360	525	2,541.43	
H1161	IBC Hard Top, With Drain	64½ x 62 x 96"	360	525	2,562.86	

Utility Trays

• **Keep messy drips and spills off warehouse and factory floors.** Heavy-duty polyethylene construction - will not rust or corrode. Ribbed bottom keeps cans, pails, and other containers elevated above small spills or leaks. Nestable for easy storage when not in use. Available in six sizes for a variety of applications. FOB Shipping Point.




UTILITY TRAYS					
Product No.	Size W x L x H	Cap. (gals.)	Wt. (lbs.)	Price Ea.	
H1031	12 x 48 x 4¾"	12	8	\$54.29	
H1032	24 x 48 x 4¾"	24	13	71.43	
H1033	30 x 48 x 4¾"	30	16	102.86	
H1034	24 x 36 x 4¾"	18	10	65.71	
H1035	36 x 36 x 4¾"	27	10	82.86	
H1036	40 x 48 x 3½"	30	18	128.57	

Flexible Utility Tray

Convenient, Compact and Foldable.

Flexible Utility Tray is a quick and easy way to capture small leaks and spills. Simply unroll, then unfold, there are no straps, supports or side-walls to set up. One piece units with no components or pieces to lose. Constructed from high-visibility 18oz. PVC fabric, provides rugged durability and excellent chemical compatibility. Easy to clean and folds/rolls into small size for easy storage. Utility tie with hook provides easy and convenient storage and portability. Six sizes available to fit almost any applications. FOB Shipping Point.



Shown Rolled Up

FLEXIBLE UTILITY TRAY					
Product No.	Size L X W x H	Cap. (gals.)	Wt. (lbs.)	Price Ea.	
H1335	12 x 12 x 4¾"	1.5	1	\$42.86	
H1330	18 x 18 x 4¾"	5	1	48.57	
H1331	24 x 24 x 4¾"	6.5	2	55.71	
H1332	30 x 30 x 4¾"	9	2.5	70.00	
H1333	42 x 42 x 4¾"	17	3.5	84.29	
H1334	48 x 48 x 4¾"	20	4	97.14	

Rack Containment Tray

Capture leaks and spills underneath pallet racking.

Low-profile (2¾") slides easily under pallet racking and shelving. Small leaks and spills from palletized contents above are captured, keeping floors clean and free from slip hazards. Black, all-polyethylene construction provides excellent chemical compatibility and corrosion resistance. Multiple tray systems available to fit any size rack or shelf. Two Tray System comes with 1 connector and Three Tray System comes with 2 connectors. Additional trays and connectors may be added for larger applications or revised configurations. FOB Shipping Point.



RACK CONTAINMENT TRAY					
Product No.	Description	Size W x L x H	Cap. (gals.)	Wt. (lbs.)	Price Ea.
H2370	Single Tray	23½ x 44 x 2¾"	8	8	\$52.86
H2371	Two Tray System	48 x 44 x 2¾"	16	17	127.14
H2372	Three Tray System	72 x 44 x 2¾"	24	27	200.00

H2373 Optional Connector, Wt. 5 (lbs.), Price Ea. \$21.43.

SPILL CONTAINMENT PRODUCTS



Hard Top Spill Pallets

- Safe outdoor storage and containment for 1, 2 or 4 drums.

Polyethylene construction will not rust or corrode. Roll-top covers can be easily lifted from waist height to access drum tops, no need to reach near ground level. Tall 24" head space easily accommodates rotary drum pumps and large conical funnels. For 2 and 4-drum models, low profile (8 3/4") containment pallet positions drum top funnels at a safe, convenient level to pour hazardous wastes. "Swing out" lower doors provide full access to drums for loading and unloading. Optional ramp features non-slip surface. 1-drum model features cylindrical containment sump and roll-top cover. Meets EPA Container Storage Regulation 40 CFR 264.175, Uniform Fire Code Spill Containment Regulations and Stormwater Management Regulations (BMP). FOB Shipping Point.

HARD TOP SPILL PALLETS					
Product No.	Description	Size W x L x H	Cap. (gals.)	Wt. (lbs.)	Price Ea.
H9640	Hard Top P1, No Drain	36 x 36 x 66"	70	62	\$445.71
H9641	Hard Top P1, With Drain	36 x 36 x 66"	70	62	467.14
H9612	Hard Top P2, No Drain	67 1/4 x 41 1/4 x 74"	66	260	1,115.71
H9613	Hard Top P2, With Drain	67 1/4 x 41 1/4 x 74"	66	260	1,134.29
H9636	Hard Top P4, No Drain	64 1/2 x 62 x 79"	75	440	1,762.86
H9637	Hard Top P4, With Drain	64 1/2 x 62 x 79"	75	440	1,782.86

H0676 Optional Ramp For P2 and P4 size 46 x 28 x 8 3/4" Wt. 43 lbs. Price Ea. \$270.00



Spill Pallets

- All poly spill pallets provide containment for 55-gallon drums and other containers.

- Available in Economy Models or Heavy-Duty, Low-Profile Plus Models.

Economy Models are available in 2 and 4 drum configurations. Black color helps hide dirt and grime. Removable grating makes clean-up quick and easy. Plus Models have a low 8 3/4" profile that positions drum funnels below eye level significantly reducing the potential for hazardous fluids to splash into the eyes or face. Nearly 50% lower than standard spill pallets allowing for safer drum handling with less strain. All Ultra-Spill Pallets meet EPA Container Storage Regulation 40 CFR 264.175 and Uniform Fire Code Spill Containment Regulations. FOB Shipping Point.


SPILL PALLETS					
Product No.	Description	Size W x L x H	Cap. (gals.)	Wt. (lbs.)	Price Ea.
ECONOMY MODEL					
H2504	2 Drum, No Drain	53 x 29 x 16 1/2"	66	63	\$202.86
H2505	2 Drum, With Drain	53 x 29 x 16 1/2"	66	63	222.86
H1112	4 Drum, No Drain	53 x 53 x 11 1/2"	66	85	300.00
H1113	4 Drum, With Drain	53 x 53 x 11 1/2"	66	85	320.00
PLUS MODEL					
H9606	1 Drum, No Drain	40 x 40 x 12"	62	51	238.57
H9607	1 Drum, With Drain	40 x 40 x 12"	62	51	260.00
H9610	2 Drum, No Drain	65 1/2 x 40 x 8 3/4"	66	88	305.71
H9611	2 Drum, With Drain	65 1/2 x 40 x 8 3/4"	66	88	327.14
H9626	3 Drum, No Drain	83 x 34 1/2 x 8 3/4"	66	90	460.00
H9627	3 Drum, With Drain	83 x 34 1/2 x 8 3/4"	66	90	478.57
H9630	4 Drum, No Drain	62 x 62 x 8 3/4"	75	140	505.71
H9631	4 Drum, With Drain	62 x 62 x 8 3/4"	75	140	525.71

H0676 Ramp for 2, 3 and 4 Drum Plus Models, size 46 x 28 x 8 3/4", Wt. 43 (lbs.), Price Ea. \$270.00

H0678 Ramp for 1 Drum Plus and 4 Drum Economy, size 70 x 28 1/2 x 12", Wt. 73 (lbs.) Price Ea. \$370.00



Economy Model



Plus Models



Spill Decks

- Low Profile, Modular Spill Decks Allow You To Design and Create a Containment System That Meets Your Specific Needs.

Ultra-Spill Decks are available in 1, 2 and 4-drum modules. Modules are easily connected together with bulkhead fittings to allow a virtually unlimited number of customized configurations. The bulkhead fittings not only "lock" connected modules together, but allow spilled liquid to flow from one module to the next. Ultra-Spill Deck Containment Systems meet EPA and Uniform Fire Code Spill Containment Regulations when assembled in configurations of six(6) drums or more. Also available in Inline systems and 6 and 8-drum models (Note: 6 and 8-drum models are not connectable) FOB Shipping Point.

SPILL DECKS					
Product No.	Description	Size W x L x H	Cap. (gals.)	Wt. (lbs.)	Price Ea.
H1321	1 Drum	25 1/2 x 25 1/2 x 5 1/2"	11	23	\$148.57
H1086	2 Drum	52 x 25 1/2 x 5 1/2"	22	40	237.14
H1072	4 Drum	52 x 52 x 5 1/2"	44	70	372.86
H1175	6 Drum	74 1/4 x 50 x 5 1/2"	66	86	387.14
H1075	8 Drum	98 1/2 x 50 x 5 1/2"	75	110	575.71
H2360	3 Drum, Inline	77 1/2 x 25 1/2 x 5 1/2"	88	67	497.14
H2361	4 Drum, Inline	104 x 25 1/2 x 5 1/2"	99	84	612.86
H2333	5 Drum, Inline	120 1/2 x 25 1/2 x 5 1/2"	110	107	771.43
H2334	6 Drum, Inline	156 x 25 1/2 x 5 1/2"	66	132	761.43

DRUM RACK					
Product No.	Description	Size W x L x H	Cap. (gals.)	Wt. (lbs.)	Price Ea.
H9030	1 Drum	-	-	25	135.71
H2389	2 Drum	-	-	51	252.86

H1089 Loading Ramp, size 24 x 32 x 5 1/2", Wt. 17 (lbs.), Price Ea. \$158.57

H1131 T Strip, Wt. 1 (lb.), Price Ea. \$6.07

H1073 Bulkhead Fitting, Wt. 1 (lb.), Price Ea. \$11.07



SPILL CONTAINMENT RESPONSE PRODUCTS



Drain Seals

- Stop Spills From Going Down The Drain.
- A valuable addition to any emergency response plan, spill kit or stormwater management program.

Reinforced mesh is sandwiched between layers of polyurethane which increases strength, durability and resistance to tearing. Unique, urethane construction allows the pad to deform and seal off most drains. Temporarily "Seals" to any smooth surface. Optional Ultra-Drain Seal Wall Mount Units allow quick response to any spill. Just "grab and go"! FOB Shipping Point.



DRAIN SEALS				
Product No.	Size	Wt. (lbs.)	Price Ea.	
H2126	18 x 18"	5	\$77.14	
H2127	24 x 24"	8	118.57	
H2130	36 x 36"	20	248.57	
H2132	48 x 48"	36	401.43	
H2135	20" Dia.	6	118.57	
H2136	30" Dia.	11	180.00	
H2124	18 x 58"	16	284.29	
DRAIN SEAL WALL MOUNT UNITS				
Product No.	Description	Wt. (lbs.)	Price Ea.	
H2140	Fits H2126, H2127, H2124, and H2135	4	\$125.71	
H2142	Fits H2130	6	152.86	
H2143	Fits H2132	8	167.14	

Spill Berm

- Temporary Spill Berm seals off spills from the environment and nearby drains and doorways.

Standard 10 foot sections can be cut to various lengths to meet custom needs. Unique, urethane material "weeps" into small cracks and crevices to seal off liquid flow. Spill Berm is non-absorbing and is easily cleaned for repeated use. Available in Black to help hide dirt and grime. Applications include: spill response, temporary secondary containment, sealing off of doorways during wash down operations. Connectors and corners available for use with H2100 and H2050. Low-profile model is 1 3/8" tall and features interlocking end joints to create longer lengths and are self-sealing. FOB Shipping Point.



SPILL BERM				
Product No.	Description	Size L x W x H	Wt. (lbs.)	Price Ea.
H2100	Orange	10' x 4" x 2 1/4"	31	\$470.67
H2050	Black	10' x 4" x 2 1/4"	31	470.67
H2052	Low-Profile	10' x 2 1/4" x 1 3/8"	13	309.33
H2101 Connector, Wt. 1 (lbs.) Price Ea. \$32.00				
H2102 Corner, Wt. 1 (lbs.) Price Ea. \$81.33				

Overpacks

- Highest performance available on the market.

Highest performance of any 95-gallon poly overpack on the market - 345 kg weight capacity. Complies with UN Packaging Group 1 (X-Rating) and certified for use as DOT Salvage Drums, 49 CFR 173.3 (c). Easy-to-close screw top lid. Very economical, competitively priced. FOB Shipping Point.



OVERPACKS				
Product No.	Description	Color	Wt. (lbs.)	Price Ea.
H0580	95 gal.	Yellow	10	\$158.57
H0582	65 gal.	Yellow	10	142.86

Pop Up Pools

- Pools instantly expand to capture leaks from saddle tanks, pipes, hydraulic lines and many other industrial incidents.

Ultra-Pop Up Pools instantly expand and are ready for response to any emergency. Unique Design - foam ring rises with level of liquid to raise sidewalls. Compact folded size, stores efficiently inside spill kits or optional Cab Mount Container. Can also be used to hang on a wall near shipping and receiving docks. Excellent chemical resistance, including diesel fuel, antifreeze, acids, caustics and corrosives. FOB Shipping Point.



POP UP POOLS			
Product No.	Capacity	Wt. (lbs.)	Price Ea.
H8022	20 gals.	3	\$80.00
H8068	66 gals.	4	114.29
H8102	100 gals.	5	120.00
H8153	150 gals.	6	130.00
H8155 Cab Mount Container, Wt. 8 (lbs.) Price Ea. \$60.00			

SPILL KITS & SORBENT PRODUCTS



Spill Kits

- Various sizes available for Universal and Oil Only applications.
- FOB Shipping Point.



SPILL KITS				
Product No.	Description	Cap. (gals.)	Wt. (lbs.)	Price Ea.
VEHICLE SPILL KITS				
H1501	Universal Spill Kit in a Weather Proof Soft Stow Bag	4	8	\$64.64
H1701	Oil Selective Spill Kit in a Weather Proof Soft Stow Bag	8	8	62.14
H1502	Universal Vehicle Spill Kit in Nylon Tote Bag	6	8	58.57
H1702	Oil Selective Vehicle Spill Kit in Nylon Tote Bag	8	9	52.50
SPILL KITS 6 TO 16 GALLON CAPACITIES				
H1505	Universal Spill Kit in 6.5 gal. Screw Top Pail	6	14	88.93
H1705	Oil Selective Spill Kit in 6.5 gal. Screw Top Pail	9	9	91.07
H1514	Universal Spill Kit in a 14 gal. Drum	12	22	170.36
H1714	Oil Selective Spill Kit in 14 gal. Drum	16	24	170.36
SPILL KITS 15 TO 70 GALLON CAPACITIES				
H1520	Universal Spill Kit in a 20 gal. Drum	11	25	210.00
H1720	Oil Selective Spill Kit in 20 gal. Drum	18	27	222.86
H1531	Universal Spill Kit in a 30 gal. Drum	22	48	235.71
H1731	Oil Selective Spill Kit in 30 gal. Drum	26	47	297.14
H1555	Universal Spill Kit in a 55 gal. Drum	52	70	347.14
H1755	Oil Selective Spill Kit in 55 gal. Drum	70	65	418.57
SPILL KITS 66 TO 212 GALLON CAPACITIES				
H1565	Universal Spill Kit in a 65 gal. Drum	61	100	664.29
H1765	Oil Selective Spill Kit in 65 gal. Drum	83	105	664.29
H1595	Universal Spill Kit in a 95 gal. Drum	71	115	821.43
H1795	Oil Selective Spill Kit in 95 gal. Drum	91	115	811.43
H1591	Universal Spill Kit in a 55 gal. Tilt Cart	21	70	782.86



SPILL KIT RESPONSE SETS				
Product No.	Description	Includes	Wt. (lbs.)	Price Ea.
HPPE-940	Basic	Chemical Gloves, Goggles, Apron, Booties	1	\$15.71
HPPE-943	Standard	Chemical Gloves, Goggles, Apron, Over Boots, Face Shield	3	44.64
HPPE-944	Deluxe	Chemical Gloves, Goggles, Apron, Over Boots, Face Shield, Coveralls	5	64.29

High Capacity Sorbent Granular Products

- FOB Shipping Point.



HIGH CAPACITY SORBENT GRANULAR PRODUCTS				
Product No.	Description	Cap. (gal.)	Wt. (lbs.)	Price Ea.
H2600	WYK Fresh Wintergreen Scented ½ gal. Shaker Cartons, 12/case	7	6	\$65.36
H2012	Super Sorbent ½ gal. Shaker Cartons, 12/case	7	24	28.93
H2018	Super Sorbent 20 lb. Multi-Wall Lined Bag (ea.)	7	22	19.64
H2028T	Super Sorbent 18 lbs. in a 5 gal. Tear Top Pail (ea.)	6	22	34.29
HAN3005	AcidSafe Neutralizing & Indicating Sorbent ½ gal. Shaker Cartons, 12/case	2.4	27	52.50

High Loft Sorbent Pads and Rolls

- 95% recycled fiber sorbent Pads and Rolls.
- FOB Shipping Point.



HIGH LOFT SORBENT PADS AND ROLLS				
Product No.	Description	Cap. (gal.)	Wt. (lbs.)	Price Ea.
H4406	Universal High Loft Sorbent Pads, 100/bale	20	9	\$47.14
H4426	Universal High Loft Sorbent Roll, 30" x 150'	40	18	94.29
H7706	Oil Selective High Loft Sorbent Pads, 100/bale	20	9	44.29
H7726	Oil Selective High Loft Sorbent Roll, 30" x 150'	40	18	85.71



15 Year
Structural Warranty



EPA
COMPLIANT

Ask about 2-hr and 4-hr fire-rated designs

Outdoor Safety Lockers

- Chemical and UV resistant 2-part coating, inside and out.
- Steel doors with 3-point key lock hardware.
- Multiple static grounding connections.

Compliant, durable, and weatherproof lockers provide safe and secure outdoor storage of hazardous materials, chemicals, and waste. Constructed with heavy-gauge steel and an all welded, leakproof secondary containment sump. Units feature removable galvanized steel grate flooring for easy sump inspection and cleaning. Natural draft ventilation with 2 vents. Forklift channels for easy relocation. Includes seismic bolt-down plates. FM approved for storage of Class 1B flammables. Optional accessories include ramps, shelving, lighting and more. FOB Shipping Point.

Product No.	No of Drums	Door Opening H x W	OUTDOOR SAFETY LOCKERS				Wt. (lbs.)	Price Ea.
			Overall Size H x W x D	Sump Cap. (gals.)	Load Cap. (lbs.)			
H911020	2	54 x 42"	76 x 60 x 36"	120	2000	916	\$4,384.62	
H911040	4	54 x 42"	76 x 60 x 60"	85	4000	1276	5,307.69	
H911060	6	80 x 42"	100 x 84 x 60"	123	6000	1874	5,923.08	
H911090	9	80 x 42"	100 x 84 x 84"	208	9000	2383	7,538.46	
H911120	12	80 x 42"	100 x 84 x 108"	225	12000	2701	9,615.38	
H911160	16	80 x 42"	100 x 108 x 108"	346	16000	3251	12,769.23	



QuickBerm® With Inside Supports

- Portable, economical containment for drums, buckets, and leaky equipment.

Leakproof, single-piece design requires no assembly - sets up in mere minutes. UV-resistant, durable, modified PVC-coated fabric withstands a broad range of chemicals including petroleum and most acids. High-visibility yellow inside supports alert against potential catch hazards inside and keep workers protected against trip hazards outside the berm. Helps comply with EPA and SPCC standards. FOB Shipping Point.

Product No.	Cap. (gals.)	QUICKBERM® WITH INSIDE SUPPORTS				Wt. (lbs.)	Price Ea.
		Interior Size W x L x H	Nominal Working Space W x L x H				
H28534	175	4' x 6' x 12"	2½' x 4½' x 12"		22	\$487.65	
H28536	235	4' x 8' x 12"	2½' x 6½' x 12"		25	564.06	
H28538	355	6' x 8' x 12"	4½' x 6½' x 12"		31	688.59	
H28539	475	8' x 8' x 12"	6½' x 6½' x 12"		37	779.87	
H28542	745	10' x 10' x 12"	8½' x 8½' x 12"		50	1,081.98	
H28544	1075	12' x 12' x 12"	10½' x 10½' x 12"		62	1,350.01	
H28546	1435	12' x 16' x 12"	10½' x 14½' x 12"		76	1,563.52	
H28548	1795	12' x 20' x 12"	10½' x 18½' x 12"		91	1,803.03	
H28550	1910	16' x 16' x 12"	14½' x 14½' x 12"		95	1,850.81	
H28552	2390	16' x 20' x 12"	14½' x 18½' x 12"		117	2,134.20	
H28554	2990	20' x 20' x 12"	18½' x 18½' x 12"		138	2,612.13	

When selecting a berm size, allow 24" at entry or exit for lowering and raising the wall.



Rigid-Lock QuickBerm®

- Safe, drive-in spill containment for drums, IBC totes, and tanks.

Fluid-tight, single piece construction offers quick and easy set-up - no assembly required. Ergonomic design provides 100% inside berm accessibility with an unobstructed side-to-side floor space for vehicle tires, foot traffic, and cleaning. UV-resistant, durable, modified PVC-coated fabric withstands petroleum, oils, grease, and most acids. Heavy duty grommets permit anchoring under high winds. Helps comply with EPA and SPCC standards. FOB Shipping Point.

Product No.	Cap. (gals.)	RIGID-LOCK QUICKBERM®		Wt. (lbs.)	Price Ea.
		Interior Size W x L x H	Folded Size W x L x H		
H28512	175	4' x 6' x 12"	24 x 24 x 5"	28	\$540.24
H28514	235	4' x 8' x 12"	24 x 24 x 6"	34	624.48
H28516	355	6' x 8' x 12"	24 x 24 x 12"	38	743.69
H28518	475	8' x 8' x 12"	26 x 26 x 12"	45	850.39
H28519	745	10' x 10' x 12"	28 x 28 x 12"	60	1,198.29
H28522	1075	12' x 12' x 12"	28 x 28 x 12"	74	1,481.79
H28524	1435	12' x 16' x 12"	26 x 26 x 16"	92	1,714.20
H28526	1795	12' x 20' x 12"	30 x 30 x 16"	110	1,965.03
H28528	1910	16' x 16' x 12"	36 x 36 x 16"	115	2,068.97
H28530	2390	16' x 20' x 12"	36 x 36 x 20"	135	2,373.08
H28532	2990	20' x 20' x 12"	38 x 38 x 22"	160	2,812.23

For exterior dimension, add 10" to width and length.

When selecting a berm size, allow 12" at entry or exit for lowering and raising the wall.



Patented Rigid-Lock design with built-in stainless steel wall supports lock the sidewalls in a 12" high, 90° vertical position. A simple tug lays the support flat for vehicle drive-in from any angle.



Reinforced CriticalCorner™ features wraparound diagonal radio frequency welds for exceptionally strong structural integrity - prevents unwrapping or sagging.

SPILL CONTROL



Pop-up Pools

- Economical emergency spill containment.

Space-saving, lightweight pools contain spills from punctured saddle tanks, or leaking drums, hydraulic lines, pipes, and machinery. Pools fold tightly and stow easily in trucks or near shipping docks. To open, simply unfold and shake from the foam ring top. Embedded foam top raises containment wall as fluid level increases. Durable vinyl fabric is 20% heavier than other models, providing increased abrasion resistance and more reliable seam adhesions. Helps comply with EPA and SPCC standards. FOB Shipping Point.



POP-UP POOLS						
Product No.	Cap. (gals.)	Size Dia. x H	Folded Size W x L x H	Wt. (lbs.)	Price Ea.	
H28319	20	28 x 11"	18 x 12 x 3"	2	\$106.83	
H28321	66	51 x 11"	18 x 16 x 6"	6	123.91	
H28323	100	54 x 11"	24 x 24 x 3"	11	137.28	
H28325	150	65 x 11"	24 x 24 x 5"	14	159.60	

Ceiling Leak Diverters

- Redirect roof or pipe leaks.

Protect personnel, equipment, and inventory from water damage. Durable, watertight PVC-coated fabric channels leaks to containers or floor drains. Cinched corners offer fast and easy installation. Attach with high strength magnets for steel rafters or use grommets to bungee or zip tie. Simply connect to a standard garden hose to drain water safely away. Flow rate of 3.3 gal/min. FOB Shipping Point.



CEILING LEAK DIVERTERS						
WITH GROMMETS				WITH MAGNETS		
Product No.	Size W x L	Folded Size W x L x H	Wt. (lbs.)	Price Ea.	Product No.	Price Ea.
H28300	5' x 5'	18 x 12 x 2"	7	\$57.72	H28302	\$177.94
H28304	7' x 7'	18 x 16 x 4"	10	85.09	H28306	217.48
H28308	10' x 10'	18 x 16 x 6"	15	130.72	H28310	316.03
H28312	12' x 12'	18 x 16 x 6"	23	153.83	H28314	333.32
H28315	15' x 15'	18 x 16 x 10"	35	235.29	-	-
H28318	20' x 20'	18 x 16 x 14"	65	342.45	-	-



Drip Pads

- Capture oil leaks and drips before they create a hazardous situation.

Flexible, portable pads feature replaceable, oil-only sorbent within a welded leakproof barrier. Patented design includes a coated mesh outer layer to trap coarse debris. Use under leaky machinery and pipes. Made from UV- and chemical resistant modified PVC - rated for drive over applications. Grommets permit anchoring when used outdoors under vehicles. Outer shell is reusable with optional refill sorbent packs. FOB Shipping Point.

DRIP PADS						
Product No.	Description	Cap. (gals.)	Size W x L	Wt. (lbs.)	Price Ea.	
H28458	Drip Pad with 5-Pack Sorbents	1 1/4	21 x 23"	4	\$58.63	
H28459	Extended Drip Pad with 5-Pack Sorbents	1 3/4	24 x 36"	8	96.97	
H28460	Drip Pad 5-Pack Refill	1 1/4	15 x 19"	2	18.98	
H28461	Extended Drip Pad 5-Pack Refill	1 3/4	30 x 52"	4	35.63	

Maintenance Spill Berms

- Flexible spill containment anywhere.

Quickly contain minor spills and leaks during temporary storage of drums, machine parts, batteries, and equipment. No assembly required—simply unfold and use. Encased urethane foam sidewalls offer easy roll-through access without the need for a ramp. Walls quickly spring back into place. Lightweight PVC coated fabric provides broad UV and chemical resistance. FOB Shipping Point.



MAINTENANCE SPILL BERMS						
Product No.	Cap. (gals.)	Interior Size W x L	Folded Size W x L x H	Sidewall Height	Wt. (lbs.)	Price Ea.
H28414	5	2' x 2'	30 x 30 x 2"	2"	8	\$126.94
H28400	10	2' x 2'	30 x 30 x 4"	4"	10	248.03
H28416	10	2' x 4'	30 x 54 x 2"	2"	10	147.26
H28402	20	2' x 4'	16 x 30 x 16"	4"	12	273.94
H28404	40	2' x 8'	28 x 28 x 16"	4"	18	318.00
H28408	60	4' x 6'	24 x 24 x 16"	4"	26	324.72
H28421	40	4' x 8'	30 x 30 x 12"	2"	28	329.69
H28410	80	4' x 8'	36 x 36 x 16"	4"	32	339.02
H28424	135	10' x 11'	28 x 28 x 16"	2"	50	422.72

For exterior dimension on 4" models, add 12" to width and length. For exterior dimension on 2" models, add 6" to width and length.




QuickBerm® Lite

- Portable, lightweight berm opens instantly for emergency spill response.

Leakproof, tough vinyl coated fabric provides broad UV and chemical resistance that withstands repeated usage. Folds down for easy storage in trucks, emergency vehicles, and spill kits. Helps comply with EPA and SPCC standards. FOB Shipping Point.

Great For:

- Saddle tank ruptures
- Personnel and small equipment decon
- Fuel tank overspill protection
- Hydraulic leaks and breaks
- Battery or transformer storage



QUICKBERM® LITE						
Product No.	Cap. (gals.)	Interior Size W x L x H	Nominal Working Space W x L x H	Folded Size W x L x H	Wt. (lbs.)	Price Ea.
H28556	79	4' x 4' x 8"	2 1/2' x 2 1/2' x 8"	8 x 11 x 5"	10	\$215.48
H28558	119	4' x 6' x 8"	2 1/2' x 4 1/2' x 8"	8 x 11 x 6"	12	330.57
H28564	159	4' x 8' x 8"	2 1/2' x 6 1/2' x 8"	8 x 13 x 7"	15	403.55
H28566	318	8' x 8' x 8"	6 1/2' x 6 1/2' x 8"	11 x 14 x 8"	22	477.52
H28568	398	8' x 10' x 8"	6 1/2' x 8 1/2' x 8"	12 x 16 x 10"	25	634.72

Mini-Berm Flex Tray

- Compact, portable spill control for harsh and hazardous chemicals.

Safe and reliable for tabletop parts cleaning and fluid transfer operations involving petroleum products and acids. Mini-Berm Flex Tray is made from a robust modified PVC-coated fabric. It features rigid corner supports and sturdy foam walls. Each berm comes with a 1" NPT drain fitting. Simply attach hose and transfer fluids for disposal. Easy to fold and store. Utility strap included. FOB Shipping Point.



MINI-BERM FLEX TRAY						
Product No.	Cap. (gals.)	Interior Size W x L x H	Folded Size W x L x H	Wt. (lbs.)	Price Ea.	
H28442	30	3' x 3' x 6"	5 x 50 x 7"	5	\$189.85	
H28444	55	4' x 4' x 6"	5 x 62 x 7"	7	218.52	
H28446	70	4' x 5' x 6"	8 x 60 x 8"	12	251.85	
H28448	110	5' x 6' x 6"	8 x 62 x 8"	18	284.86	

SAFETY WASH EQUIPMENT

Self-Contained Portable Emergency Eye Wash

- 16 gallon high density green polyethylene tank.

Unit can be counter or wall mounted with no additional plumbing required. Unit ships with 8 oz. bottle of bacteriostatic additive, wall mount bracket, drain hose and signage. Meets ANSI Z358.1.

FOB Shipping Point.

HG1540 Portable Eye Wash.

Wt. 17 (lbs.) Price Ea. \$275.00

HG1540BA 8 oz. Bottle of Bacteriostatic Additive.

Wt. 1 (lbs.) Price Ea. \$16.10



Eyewash/Drench Hose Units

- Ideal where bowl-type units cannot be used.
- Serves as both an eye wash unit and a drench hose as well.

- Features a ABS plastic outlet head with a removable flip top cover, polyurethane filter and volume control. ETL certified. FOB Shipping Point.

Dual Head Eye Wash-Drench Hose.

Features 2 GS-Plus Spray heads, 8' reinforced PVC hose and chrome plate squeeze valve with locking clip. Serves as a drench hose or a primary eye wash.

HG5026 Wall Mounted. Wt 4 (lbs.) Price Ea. \$362.79

HG5022 Deck Mounted. Wt. 4 (lbs.) Price Ea. \$370.26

Hand-Held Drench Hose.

Single outlet head is held in a wall mounted bracket (provided) for use as a secondary eye/face wash, or may be used as a body spray. Features a 1/2" IPS ball valve operated by a squeeze handle.

HG5025 Wall Mounted Drench Hose Wt. 3 (lbs.) Price Ea. \$230.82



Eye Safe Faucet Mounted Eye Washes

HG1100 used on a standard faucet or the HG1101 used on a gooseneck faucet can serve double-duty as an emergency eye wash with limitless water supply. No expensive plumbing changes and won't interfere with normal faucet operation. Pull faucet stem toward you to activate eyewash. Complete with float-off dust covers. Fully factory assembled and water tested. Faucet mounted eye washes are classified as personal eye washes, but do not meet the requirements as a primary eye wash. FOB Shipping Point.

Product No.	Description	Wt. (lbs.)	Price Ea.
HG1100	Outlet heads 3" apart	1	\$98.10
HG1101	Outlet heads 5" apart	1	112.70

Emergency Drench Shower

- Quickly flushes away contaminants from the entire body.
- Complete with a long-wearing corrosion-resistant ABS plastic shower head.

Fast-action emergency showers provide instant flooding action. Contaminants are rinsed away quickly and completely by a torrent of water released over a wide area. 1" IPS stay-open ball valve is operated by pull rod and handle...shower operates until handle is pushed up to close valve. 1" IPS inlet. ETL certified. FOB Shipping Point.



Product No.	Description	Wt. (lbs.)	Price Ea.
HG1643	Horizontally mounted	7	\$230.79
HG1635	Vertically mounted	6	221.11

Replacement Spray Head for Eyewash Units

- Features impact resistant ABS plastic construction.
- Designed to provide a soft, full spray of water.

HAP470-001 Eye Wash Spray Head Wt. 1/4 (lb.) Price Ea. \$20.12

HAP470-021 Eye/face Wash Spray Head

Wt. 1/4 (lb.) Price Ea. \$28.86



EYEWASH AND EYE/FACE Wash Units

- Flushes away contaminants from the eyes and face.
- Water is directed from several different angles to ensure complete coverage of the affected areas.

These units instantly flood the eyes and face with a wide Gentle Spray of water when activated. Complete with 1/2" IPS stay-open ball valve-- eye wash operates until valve is manually closed. 1/2" IPS inlet, 1/4" IPS outlet. ETL certified. FOB Shipping Point.

Wall-Mounted Eye Wash with Bowl.

Complete with two GS-Plus Spray heads, bowl and aluminum wall bracket. HG1814P Orange ABS Plastic Bowl. Wt. 6 (lbs.) Price Ea. \$261.93

HG1814 Satin finish stainless steel.

Wt. 7 (lbs.) Price Ea. \$338.67

HG1814BC Stainless Steel Bowl and Cover. Wt. 8 (lbs.) Price Ea. \$556.67

Wall-Mounted Eye-Face Wash.

Complete with two GS-Plus Spray heads, bowl and aluminum wall bracket. HG1750P Orange ABS Plastic Bowl. Wt. 6 (lbs.) Price Ea. \$300.16

HG1750 Stainless Steel Bowl Wt. 7 (lbs.)

Price Ea. \$375.98

Pedestal-Mounted Eye Wash.

Complete with two GS-Plus Spray heads, bowl, aluminum floor flange and intermediate piping.

HG1825P Orange ABS Plastic Bowl. Wt. 17 (lbs.) Price Ea. \$339.41

HG1825 Stainless Steel Bowl Wt.18 (lbs.)

Price Ea. \$448.42

HG1825BC Stainless Steel Bowl with Dust

Cover. Wt. 19 (lbs.) Price Ea. \$666.42

Pedestal-Mounted Eye/face Wash.

HG1760P Orange ABS Plastic Bowl. Wt. 16 (lbs.) Price Ea. \$402.53

HG1760 Stainless Steel Bowl

Wt. 16 (lbs.) Price Ea. \$475.54

COMBINATION

Emergency Shower and Eyewash

- Provides complete personnel protection in a single unit.
- Combination units are available with eyewashes or eye/face washes.

Each station features a drench shower for full-body coverage and an eye wash. Units are supplied with 1/2" IPS chrome plated stay-open ball valve operated by cast aluminum push handle. Drench shower has an orange ABS plastic shower head and 1" IPS stay-open ball valve operated by a pull rod and handle. Furnished with intermediate piping, fittings and aluminum floor flanges. ETL certified. FOB Shipping Point.

Product No.	No. Heads	Bowl	Wt. (lbs.)	Price Ea.
HG1902	2	Stainless steel	40	\$901.09
HG1902HFC*	2	Stainless steel	42	969.30
HG1902P	2	ABS plastic	39	800.30
HG1902PHFC*	2	ABS plastic	41	868.51
HG1902BC-2	2	Stainless steel & cover	43	1,119.09

*Hand foot control frees user hands to remove contaminated clothing.



Portable "Keg" Style Eye Wash/Drench Hose Unit

- Take emergency eye wash equipment right to the job site.
- Durable stainless steel tank units feature built-in pressure gauges and automatic pressure relief valves.

Features carrying handles, air intake fitting, pressure gauge and automatic pressure relief valve. Eye wash spray head assembly has 2 Gentle Spray outlet heads with "flip-top" dust covers mounted on chrome plated brass supply arms. Activated by a 1/2" IPS chrome plated brass stay-open ball valve with cast aluminum flag handle. 6' hand-held reinforced PVC drench hose activated by chrome plated squeeze valve. Unit runs for a full 15 minutes. Includes 8 oz. bottle of bacteriostatic additive. Fully factory assembled and water tested. Eye wash meets ANSI Z358.1 standard as primary eye wash. Complete with ANSI compliant identification sign. FOB Shipping Point.

HG1562 15 Gallon Cap. Wt. 45 (lbs.) Price Ea. \$1,175.00

HG1540BA 8 oz. Bottle of Bacteriostatic Additive, Wt. 1 (lb.) Price Ea. \$16.10

H200-013R 2 Wheel Stainless Steel Handcart, Wt. 37 (lbs.) Price Ea. \$348.10



Minimum Order \$80.00

EYEWASHES



HALO™ Wall Mount Eye & Eye/Facewash Series

- Available with stainless steel bowl and SS dust cover for corrosive, high abuse environments.

Wall mount eyewash and eye/facewash feature anti-microbial protection, integral strainers, and powder coated Hi-Viz safety yellow for easy visual identification. Aquaduct™ self-draining design eliminates bacteria growth from standing fluid. Integral clear see-through dust cover (shown) keeps device free of debris and ready for use. Eye/Facewash provides 42% greater facial coverage in an emergency. Eyewash features flip open dust caps. Retrofit kits are available to upgrade existing installations. UL Classified to meet ANSI Z358.1. FOB Shipping Point.



HS192240A1BBAA00



HS192240A1ADAA00

HALO™ WALL MOUNT EYE & EYE/FACEWASH SERIES			
Product No.	Description	Wt. (lbs.)	Price Ea.
HS192240A1BBAA00	Eye/Facewash, Plastic, Dust Cover	18	\$431.08
HS192240A1ADAA00	Eyewash, Stainless Steel	18	381.23
HS192240A1AAAA00	Eyewash, Plastic	18	262.15
HS192240A1BAAA00	Eyewash, Plastic, Dust Cover	18	363.69
HS192240A1BEAA00	Eye/Facewash, SS, Dust Cover	18	737.54



Portable/Pressurized Eyewash

- Stainless steel pressure tanks.
- Transport cart available for easy mobility.



Stainless steel pressure tanks include tire filler valve with 0-160 PSI air gauge, pressure relief valve to prevent over pressurization and built in carry handles for easy transportation. Eyewash assembly includes twin eyewash heads with a flow control and pop-off dust covers. Eyewash activates by a large stainless steel push handle with a stay-open ball valve. A supplemental hose spray for face and body rinse has a 8' yellow hose with hand-held squeeze valve. Eyewashes maintain minimum 15 minute water flow. Retrofit heater jackets provide freeze protection down to -10°F (-23°C) for eyewash - does not include drench hose. UL Classified to meet ANSI Z358.1. FOB Shipping Point.

PORTABLE/PRESSURIZED EYEWASH			
Product No.	Description	Wt. (lbs.)	Price Ea.
HS19-690	10-Gallon Eyewash and Drench Hose	30	\$1,301.54
HS19-690H*	10-Gallon with Heater Jacket	31	2,108.31
HS19-788	15-Gallon Eyewash and Drench Hose	35	1,449.23
HS19-788H*	15-Gallon with Heater Jacket	36	2,342.77
HS19-690A	S.S. Transport Cart	12	253.85

*Does not include drench hose.




Faucet Mount Eyewash

- Installs easily and quickly on standard and gooseneck type faucet.

Handy faucet mount eyewash features twin sprayheads with flow control and pop-off dust caps. Safety sign and inspection tag are included. Easily activated by an actuator pin on adapter. Faucet functions normally when pin is in closed position. UL Classified to meet ANSI Z358.1. FOB Shipping Point.

HS19-200B Faucet Mount Eyewash
Wt. 2 (lbs.) Price Ea. \$77.54



On-Site® Gravity-Fed Eyewash & Transport Cart

- Tamper-proof, clear see-through tank makes visual inspections fast and easy.

High visibility yellow color for easy identification of eyewash location. Lightweight unit weighs only 60 lbs. when full for easy transportation. Mounts to wall, counter top or waste cart. Eyewash activates when tray is pulled down, shuts off when raised to avoid costly accidental discharges. Spray heads provide a 15 minute flush at 0.4 gal/minute. Includes safety sign and inspection tag. UL Classified to meet ANSI Z358.1. Optional transport cart features rigid casters in front and locking swivel casters in back for ease of mobility. Refill Kit includes 9 liners, an Emergency Inspection Tag and a replacement cap. FOB Shipping Point.



Tamper-proof tank fills from bottom, then installs inverted to prevent vandalism or contamination.

Refillable transparent solution tank allows quick visual check of fluid level.

7 gallon capacity allows a 15 minute flush.

Lightest weight of any 15 minute gravity-fed portable unit at 60 lbs.

Hold-down straps make moving on-site trouble free.

High visibility safety yellow color is easy to see in an emergency.

Flexible mounting applications: wall, workbench, or transportable waste cart (recommended).

Waste cart stores 56 gallons of spent solution.

Waste cart allow easy relocation to point of need.

Easily empties at approved drain with bottom drainage petcock.

Small footprint allows placement where space is at a premium.

ON-SITE® GRAVITY-FED EYEWASH & TRANSPORT CART			
Product No.	Description	Wt. (lbs.)	Price Ea.
HS19-921	Gravity-Fed Eyewash	23	\$334.00
HS19-921H	Gravity-Fed Eyewash with Heater Jacket	25	1,891.00
HS19-949	Refill Kit	2	13.30
HS19-399	Transport Cart	28	395.00

WELDING BARRIERS

Create multi-panel enclosures with **ADD-A-PANEL CLIPS**

Portable Safety Screens



Portable Safety Screens

- Excellent barrier protection for welding, grinding, cutting or many other manufacturing operations.

These Portable Safety Screens can be used as single panel screens or joined together to form multi-panel enclosures. Modern one-piece curtain slides easily over the sturdy 1" round tubular 19 ga. steel frame. Supplied with platform legs. Extended edge of each single panel curtain creates an over-lap with adjoining curtain for total protection. Available in your choice of 3 materials. Add-A-Panel Clips sold separately. Other materials available for high temp applications, call for details. FOB Shipping Point.

30 mil. Olive Drab Duck... provides safe, sure protection from arc welding spark and rays. Resists heat, flame and moisture.

Vinyl Coated Fabric... delivers exceptional protection from arc welding rays. Resists moisture, oil and grease. Available in Yellow, White, Gray, Black, Green, Blue and Red -- please specify.

Transparent Vinyl... ensures two-way visibility for extra safety. Filters more than 80% of harmful rays. Available in Smoke Gray, Orange, Blue, Yellow and Green -- please specify.

Size W x H	OLIVE DRAB DUCK			VINYL COATED FABRIC			TRANSPARENT VINYL		
	Product No.	Wt. (lbs.)	Price Ea.	Product No.	Wt. (lbs.)	Price Ea.	Product No.	Wt. (lbs.)	Price Ea.
5 x 4'	H13-011054	17	\$102.17	H13-0X1054	16	\$96.42	H13-0X1054	16	\$98.34
6 x 5'	H13-011065	20	117.49	H13-0X1065	18	109.44	H13-0X1065	18	112.12
6 x 6'	H13-011066	22	127.12	H13-0X1066	20	117.73	H13-0X1066	20	120.86
8 x 6'	H13-011086	27	154.64	H13-0X1086	25	142.55	H13-0X1086	24	146.58

Custom sizes available on request. Add-A-Panel Clips H12-000048R Wt. .25 (lbs.) Price Pair \$.36

Roll-Up Safety Screens



Roll-Up Safety Screens

- Screens can be rolled-up and easily carried from place to place.
- Construction features two layers of material reinforced with a 14 ga. galvanized wire mesh. Roll-up screens have a built-in handle and tie strap. Flame resistant. FOB Shipping Point.
- Cotton Duck...** Material is treated with a permanent, paraffin-based finish, which resists water and mildew.
- Safety-Striped Vinyl...** Resists fire, water, mildew, oils, alkalis and most acids. Yellow and Black striped.

Size W x H	U/M	Wt. (lbs.)	ROLL-UP SAFETY SCREENS SC-1 OLIVE GREEN COTTON DUCK		SC-8 SAFETY-STRIPED VINYL	
			Product No.	Price Ea.	Product No.	Price Ea.
4 x 3'	EA	10	H12-015543	\$47.99	H12-285543	\$50.22
6 x 4'	EA	18	H12-015564	95.83	H12-285564	104.30
6 x 5'	EA	24	H12-015565	115.10	H12-285565	111.89
9 x 6'	EA	46	H12-015596	209.41	H12-285596	196.00

Tri-Fold Safety Screens



Tri-Fold Safety Screens

- Enclose dangerous work areas.
- Highly visible barricades prevent people from entering dangerous work zones. Bright yellow and black stripe or fluorescent orange units are constructed of heavy-duty vinyl material. Resists fire, water, oil, mildew and most acids. Lightweight barricades fold flat for convenient storage. Built-in carrying handles. FOB Shipping Point.

Product No.	Size W x H	Material	Wt. (lbs.)	Price Ea.
				Price Ea.
H13-080053	4.5 x 3'	Black/Yellow Striped	9	\$69.40
H13-080064	6 x 4'	Black/Yellow Striped	12	107.21
H13-080085	7.5 x 5'	Black/Yellow Striped	14	137.52
H13-080096	9 x 6'	Black/Yellow Striped	17	174.82
H13-090053	4.5 x 3'	Fluorescent Orange	9	78.07
H13-090064	6 x 4'	Fluorescent Orange	12	98.85
H13-090085	7.5 x 5'	Fluorescent Orange	14	132.20
H13-090096	9 x 6'	Fluorescent Orange	17	161.95

Instant Curtains



Large - for 2" pipe
H12-000085 Package of 10 \$4.80
Small - for 1" pipe
H12-000082 Package of 10 \$2.80



Instant Curtains

- Welding curtains on a roll provide instant barrier protection.
- Rugged 14 mil. transparent vinyl material is available in five colors choices.

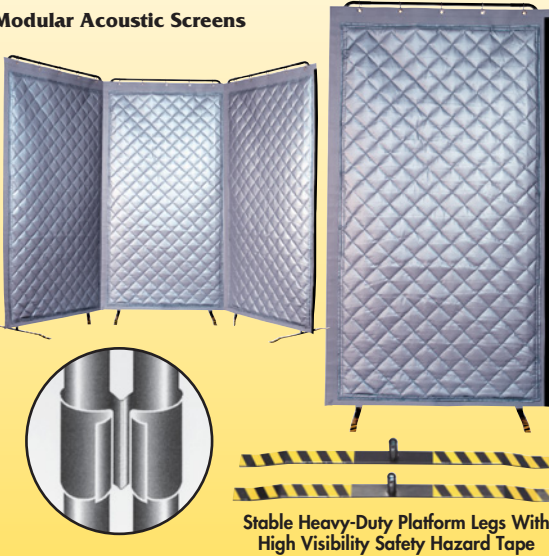
These transparent welding curtains come in 25 yard rolls for easy, convenient and instant set-up of welding barrier protection...regardless of your size requirements. Simply cut your own curtains as you need them with a scissors or utility knife. Instant curtain roll has brass grommets every 12" for easy hanging. Available in Smoke Gray, Orange, Blue, Yellow and Green. FOB Shipping Point.

Product No.	Size W x L	Color	Wt. (lbs.)	Price Per Roll
H15-100425	64" x 25 yds.	Gray	45	\$251.50
H15-100525	64" x 25 yds.	Orange	45	251.50
H15-1005B25	64" x 25 yds.	Blue	45	251.50
H15-100625	64" x 25 yds.	Yellow	45	251.50
H15-1006G25	64" x 25 yds.	Green	45	251.50

SOUND BARRIERS



Modular Acoustic Screens



Stable Heavy-Duty Platform Legs With High Visibility Safety Hazard Tape

Modular Acoustic Screens

- Cost effective, off-the-shelf noise barriers reduce and contain excessive noise.
- Easily moved from place to place.

Can be used individually or joined together to form a noise-reducing enclosure. Features a sturdy tubular steel frame complete with platform legs and a sound barrier curtain that combines a mass loaded vinyl barrier material with a gray fiberglass noise absorber. Each screen forms a continuous noise barrier with adjacent screens by means of a 2"W hook and loop fasteners on each curtain edge. Easy-to-assemble slip-joint frames have a Black epoxy finish. Sturdy adjustable platform legs for stability. Exceeds ASTM-E-84 Flame and Smoke "Class A" Fire Ratings. Has STC rating of 25db. NRC = .70. Shipped K.D.

FOB Shipping Point.


Product No.	Size W x H	Wt. (lbs.)	Price Ea.
H22-310148	4 x 8'	56	\$334.74

(QFM) Wall Noise Barriers

- Lightweight, semi-flexible and easy-to-handle sound absorber.
- Used on walls or ceilings in areas with excessive noise or echoing.

Provides up to 21 dBA reduction in ambient noise depending on the noise source. Features a vinyl-coated gray facing cloth quilted to a supporting 2 lb./cu. ft. density fiberglass. Tough, permanent outer shell is resistant to oil, grease and mildew. Easily wiped clean. Attractive metallic gray color enhances area lighting. Complete with brass grommets for easy hanging. Rated Class I building material for ASTM E-84 tunnel test for flammability. Also available in white facing, call for details. FOB Shipping Point.

(QFM) Wall Noise Barriers



(QFM) Wall Noise Barriers				
Product No.	Description	Size W x H	Wt. (lbs.)	Price Ea.
HSC122-6	Single faced material in nominal 1" thickness for wall blankets.	4 x 6'	8	\$52.79
HSC122-8		4 x 8'	10	70.15
HSC122-10		4 x 10'	12	87.70
HSC124-6	Double faced material in nominal 2" thickness, for use as absorber. (HSC-122 bound back-to-back)	4 x 6'	12	106.21
HSC124-8		4 x 8'	16	140.70
HSC124-10		4 x 10'	20	176.43
HSC125-6	Double faced material in nominal 2" thickness, for use as combination barrier/absorber with 1 lb./sq. ft. barrier septum is the heaviest curtain (1.5 PSF). (Same as HSC-124, plus septum fill).	4 x 6'	36	144.69
HSC125-8		4 x 8'	48	192.10
HSC125-10		4 x 10'	60	271.03

(QFM) Bulk Rolls

- Fabricate your own enclosures or cover large areas with Quilted Fiberglass Material.
- Great for custom projects.

An excellent noise absorber made of high quality vinyl-coated facing cloth quilted to a supporting 2 lb./cu.ft. density fiberglass. Outer shell is resistant to oil, grease and mildew and can be wiped clean. Available in Gray or White -- please specify. FOB Shipping Point.

Product No.	Size W x H	STC	Thickness	Wt. (lbs.)	Price Ea.
H15012148	48" x 50'	12 dBA	1"	50	\$453.85
H15012448	48" x 25'	17 dBA	2"	50	471.44
H15012548	48" x 25'	21 dBA	2" w/1lb. Barrier	150	737.22

(QFM) Bulk Rolls



Acoustic Foams

- Economical, do-it-yourself, noise absorber.
- Easily mounts to walls, ceilings, or machinery.


Cut to size and adhere with Sound Stick Adhesive on almost any surface. Available in your choice of Convoluted, Aluminized Mylar Facing or Standard Open-Cell. FOB Shipping Point.

Convoluted Acoustic Foam . . . features peaks and valleys which redirect sound waves into the foam where the sound is converted to kinetic energy and absorbed. 4 sheets per box in 1", 2" or 3" thick NRC rating 2" .86", 3" .91.

Aluminized Mylar Facing Foam 1" Thick . . . ideal for use in dirty environments. 1 mil aluminized facing laminated to one side reflects light, heat and resists dirt, grease and liquids. Easy to wipe clean. Rolls are 54"W. x 1" thick. NRC .70.

Standard Open-Cell Foam . . . open-celled polyurethane foam has good structural integrity. Particularly effective absorber of mid-to-high frequency noise. Rolls measure 54"W. x 1" thick. NRC .85.

Acoustic Foams



CONVOLUTED ACOUSTICAL FOAM					
Product No.	Size	Coverage Sq. Ft.	Wt. (lbs.)	Price Per Box	
H15-016841	1" thick, 27"L. x 54"W.	40.5	9	\$95.44	
H15-016842	2" thick, 27"L. x 54"W.	40.5	11	185.00	
H15-016843	3" thick, 27"L. x 54"W.	40.5	13	264.65	
ALUMINIZED MYLAR FACING FOAM 1" THICK					Price Per Roll
H15-017154-10	10'L. roll x 54"W.	45	10	136.27	
H15-017154-25	25'L. x 54"W.	112.5	25	340.69	
STANDARD OPEN-CELL FOAM					Price Per Roll
H15-016954-10	10'L. x 54"W.	45	10	133.52	
H15-016954-25	25'L. x 54"W.	112.5	25	333.81	
H15-016954-50	50'L. x 54"W.	225	45	667.59	
SOUND STICK ADHESIVE					Price/Tube
H15-015010	10.5 oz. tube	Up to 32 LF	1	6.32	

EX SURE-GRIP® SAFETY CABINETS



Sure-Grip® EX Safety Cabinet

Sturdy, 18-gauge double wall steel with 1½" of insulating air space

Fully welded, not riveted for longer life and greater fire protection

Trilingual Warning

Durable Powder Paint Finish

Continuous piano hinge for smooth closure

Dual 2" vents with flame arresters

Adjustable leveling feet and grounding connector

2" leakproof sump contains spills

Fusible links hold doors wide open and melt at 165° F for automatic closure



Manual close 30-gallon



Self-close

Patented, concealed self-close mechanism maximizes available shelf space. Self-indexing doors guarantee they will close in sequence and assure a tight closure from top to bottom.

Self-close door style meets the Uniform Fire Code

Fail-safe closing mechanism ensures 3-point self-latching system works first time, every time. Three durable stainless steel bullet latches offer optimum longevity with increased heat resistance.




SpillSlope™ shelves safely direct leaks to back and bottom. Adjust on 3" centers. Meets ANSI standards with a 350lb. safe allowable load.

EXtra Safe EXtra Secure



Exclusive Haz-Alert™ reflective labeling for high visibility under fire conditions or power outages. Firefighter friendly...helps emergency personnel easily isolate volatile liquids



Exclusive U-Loc™ handle includes double key set or can be padlocked (optional) for greater security. Non-protruding, flush design reduces dangerous "catches" from passing traffic. Slip-resistant strip under handle offers greater control and easy fingertip operation.



Reflective Safety Band is zone positioned to alert firefighters when crawling in smoke filled areas (visible as smoke rises)



Sure-Grip® EX Safety Cabinet

- FM approved cabinets are constructed of sturdy, double-walled 18 ga. steel with 1½" of insulating air space for fire resistance.
- Attractive flush-mounted handle -- ideal in tight spaces and less prone to damage in shipping. Reduces "accidental bangs" from passing traffic.

Fingertip control with an exclusive slip resistant textured lining on the inside of handle. U-Loc™ handle style accepts optional padlock or can be key locked. Self-latching handle ensures engagement of 3-point latch for protection under fire conditions. Radiused corners on doors for added safety. Haz-Alert™ reflective labeling system provides high visibility under fire conditions or power outages. OSHA and NFPA compliant safety cabinets provide safe, secure storage and organization for flammable liquids. They minimize employee exposure, reduce fire risks and add to efficiency when positioned near points-of-use. FOB Shipping Point.

Product No.	No. of Doors	Cap. (gal.)	Door Type	No. Adj. Shelves	Size H x W x D	Wt. (lbs.)	Price Ea.
H893000	2	30	Manual	1	44 x 43 x 18"	231	\$685.32
H893020	2	30	Self-close	1	44 x 43 x 18"	237	766.83
H893080	1	30	Sliding, self-close	1	44 x 43 x 18"	246	1,140.75
H893300	2	30	Manual	1	35 x 36 x 24"	204	796.60
H894500	2	45	Manual	2	65 x 43 x 18"	310	848.86
H894520	2	45	Self-close	2	65 x 43 x 18"	313	932.60
H894580	1	45	Sliding, self-close	2	65 x 43 x 18"	330	1,311.51
H896000	2	60	Manual	2	65 x 34 x 34"	387	1,022.23
H896020	2	60	Self-close	2	65 x 34 x 34"	392	1,111.18
H899000	2	90	Manual	2	65 x 43 x 34"	480	1,285.29
H899020*	2	90	Self-close	2	65 x 43 x 34"	480	1,463.74

*Code states that not more than 60 gallons may be Class I and Class II liquids.

EX SPECIALTY SURE-GRIP® SAFETY CABINETS



EXtra Safe EXtra Secure

Includes Extra Safe and Extra Secure features.

Countertop Cabinet

- Ideal when space is at a premium.
- Good for point-of-use storage of small amounts of flammables.

FOB Shipping Point.



The "Compac" Cabinet

- Conveniently-sized cabinet safely holds up to 15 gallons of flammable or combustible liquids.

- Ideal under a counter or as a stand-alone. FM approved. FOB Shipping Point.



COUNTERTOP CABINET						
Product No.	Cap. (gal.)	Door Type	No. Adj. Shelves	Size H x W x D	Wt. (lbs.)	Price Ea.
H890400	4	1 door, manual	1	22 x 17 x 17"	62	\$361.26
H890420	4	1 door, self-closing	1	22 x 17 x 17"	62	451.86
"COMPAC" CABINET						
H891500	15	1 door, manual	1	44 x 23¼ x 18"	154	553.48
H891200	12	1 door, manual	1	35 x 23¼ x 18"	129	482.55
H891220	12	1 door, self-closing	1	35 x 23¼ x 18"	131	531.08

Piggyback Cabinet

- Designed to mount on the standard 30 or 45 gallon safety cabinets.
- Can be used singly or stacked to provide expanded or segregated storage of flammables.

Piggyback units lend themselves to wall-mounting or countertop use. FM Approved. FOB Shipping Point.



Product No.	Cap. (gal.)	Door Type	No. Adj. Shelves	Size H x W x D	Wt. (lbs.)	Price Ea.
H891300	12	2 door, manual	-	18 x 43 x 18"	129	\$535.75
H891700	17	2 door, manual	1	24 x 43 x 18"	157	611.35

Slimline Cabinets

- Turns tight quarters into storage space with its small footprint.
- Safety and convenience are built into its compact design.

Where workspace is a premium, Slimline is the answer. Features sturdy 18 ga. welded steel, double door construction with OSHA compliant 1½" insulating air space to ensure maximum fire resistance. This 22 gallon capacity cabinet has all the advantages of a larger cabinet in a compact design. Sure-Grip® handle -- self latching paddle style handle offers easy fingertip access to contents. Exclusive gripper pad provides secure hold. FOB Shipping Point.



Product No.	Door Type	No. Adj. Shelves	Size H x W x D	Wt. (lbs.)	Price Ea.
H892200	Manual	3	65 x 23 x 18"	200	\$713.32
H892220	Self-closing	3	65 x 23 x 18"	200	752.34



Drum & Cradle Not Included

Optional Ramp

DRUM Storage Cabinet

- Store 30 or 55-gal. drum in either the horizontal or vertical position.
- Automatic closing models feature sequential door closure mechanism protected with a fusible link activated device.

Units with rollers facilitate movement of heavy drums. Optional Ramp with tread design fits securely over sill to make loading drums easier. FOB Shipping Point.

HORIZONTAL DRUM STORAGE					
Product No.	Cap. (gal.)	Door Type	Size H x W x D	Wt. (lbs.)	Price Ea.
H899300	55	2 door, manual	50 x 30 x 48"	371	\$1,400.18
H899320	55	2 door, self-closing	50 x 30 x 48"	388	1,551.65
VERTICAL DRUM STORAGE					
H896200	55	2 door, manual	65 x 34 x 34"	397	1,053.58
H896220	55	2 door, self-closing	65 x 34 x 34"	400	1,216.83
VERTICAL DRUM STORAGE WITH DRUM ROLLERS					
H896260	55	2 door, manual	65 x 34 x 34"	425	1,348.46
H896270	55	2 door, self-closing	65 x 34 x 34"	425	1,339.08
H899160*	2-55	2 door, manual	65 x 59 x 34"	781	2,417.35

H25932 Optional Ramp Wt. 30 (lbs.) Price Ea. \$323.98

*Codes state that not more than 60 gallons may be Class I and Class II liquids.



Undercounter & Wall Mount Cabinets

- Utilize wasted space with this undercounter cabinet.
- Narrow depth wall mount cabinet comes complete with mounting hardware.

Vent openings in back wall. FM approved. Wall mounted cabinet is ideal for storing small containers without taking up extra floor space. FOB Shipping Point.

UNDERCOUNTER CABINET						
Product No.	Cap. (gal.)	Door Type	No. Adj. Shelves	Size H x W x D	Wt. (lbs.)	Price Ea.
H892300	22	2 door, manual	1	35 x 35 x 22"	190	\$665.86
H892320	22	2 door, self-closing	1	35 x 35 x 22"	204	758.97
WALL MOUNTED CABINET						
H893400	20	2 door, manual	5	44 x 43 x 12"	221	795.69

SAFETY & SECURITY CABINETS



H24160



H893002

Acid Storage Cabinets

Steel Acid Cabinet...double walled 18 ga. with 1/2" insulating air space making them ideal for storage of flammable corrosive liquids. For nonflammable corrosives, lockable. FM approved, meets OSHA Regs.

Polyethylene Acid Storage Cabinets...one piece body for maximum protection against leaks and exceptional chemical resistance against highly aggressive liquids. FOB Shipping Point.

Product No.	Cap. (gal.)	Door Type	No. Adj. Shelves	Size H x W x D	Wt. (lbs.)	Price Ea.
H893002	30	2 door, manual steel	1	44 x 43 x 18"	222	\$799.35
H894502	45	2 door, manual steel	2	65 x 43 x 18"	301	944.42
H894522	45	2 door, self-closing, steel	2	65 x 43 x 18"	303	1,057.92

Not recommended for storage of phenol, nitric acid or sulfuric acid.

POLYETHYLENE ACID STORAGE CABINETS

H24160	30-1 liter bottles	2 door, manual	2	35 x 36 x 23 1/2"	85	1,014.68
--------	--------------------	----------------	---	-------------------	----	----------

Emergency Preparedness Cabinet

- Be ready during hurricanes, tornadoes, earthquakes, or terrorism attacks.

This high performance cabinet features a fire resistant design with durable powder paint "emergency orange" finish for high visibility. GoAlert™ glow-in-the-dark labels ensure fast location during power outages. Spacious design includes four adjustable shelves and provides dependable storage for flashlights, radios, respirators, first aid items and much more. High quality 3-pt. stainless steel bullet latching system and smooth opening/closing piano hinge doors. Long lasting design is backed by a 10 year warranty. Additional features include U-Loc™ handle with 2 keys and 4 adjustable feet. PowerPort™ model (H860002) has an installed electrical pass-through connection and comes with external power cord and 10 amp rated, 6 outlet power strip for charging walkie talkies, flashlights, etc. inside the cabinet. For indoor use; not to be used for storage of flammables. FOB Shipping Point.



H860002 With PowerPort™

Product No.	Description	No. Shelves	Size H x W x D	Wt. (lbs.)	Price Ea.
H860001	Emergency Cabinet	4	65 x 43 x 18"	315	\$1,000.72
H860002	Emergency Cabinet w/port	4	65 x 43 x 18"	315	1,154.29



Cylinder Storage Lockers

- Provides safe, secure storage for all high pressure compressed gas cylinders and LPG containers.
- Tamper resistant, all welded heavy gauge aluminum construction.

Premium construction resists corrosive elements when stored outside — won't rust or corrode. Wire mesh sides allow for quick visual inspection of the cylinders and prevents dangerous build-up of any flammable gases. Sloped roof sheds water and ice. Cylinders stay clear of ground with heavy duty rack or strong floor plate on vertical storage locker. Horizontal lockers feature divided sections for segregation — adjustable plated steel chain to hold cylinders in place. Vertical unit offers easy to use rack positions for storage of 20 or 33 lb. cylinders. Can be anchored for increased security and stability. Compliance with NFPA 58 code for LPG storage and OSHA 1910.110. Ships fully assembled saving set-up time and money. FOB Shipping Point.



storage and OSHA 1910.110. Ships fully assembled saving set-up time and money. FOB Shipping Point.

storage and OSHA 1910.110. Ships fully assembled saving set-up time and money. FOB Shipping Point.

CYLINDER STORAGE CABINETS

Product No.	Holds No. Of Cylinders	Size W x H x D	Wt. (lbs.)	Price Ea.
H23001	4	30 x 33 1/2 x 32"	79	\$803.52
H23002	6	30 x 49 1/2 x 32"	97	993.66
H23003	8	30 x 65 x 32"	114	1,230.42
H23004	12	60 x 49 1/2 x 32"	178	1,792.82
H23005	16	60 x 65 x 32"	211	2,162.05

VERTICAL

H23006	5-10	30 x 65 x 32"	102	1,195.65
H23007	10-20	60 x 65 x 32"	187	1,852.00

COMBO (Horiz. & Vert.)

H23008	8 Horiz. 10 Vert.	60 x 65 x 32"	200	2,010.25
--------	-------------------	---------------	-----	----------



H8934016



H893011

Class III Liquid Cabinet

- Designed especially for paints and Class III combustible liquids.

Available in manual door model or self-closing door model. FM Approved. FOB Shipping Point.

Product No.	Cap. (gal.)	Door Type	No. Adj. Shelves	Size H x W x D	Wt. (lbs.)	Price Ea.
H893011	40	2 door, manual	3	44 x 43 x 18"	223	\$753.25
H893031	40	2 door, self-closing	3	44 x 43 x 18"	225	833.72

New Sure Grip® EX Wall-Mount Cabinet for Aerosol Cans.

Cap. 1.68 Aerosol cans, Size 44"H x 43"W x 12"D, 2 door manual close, 3 adjustable shelves. H8934016 Wt. 205 (lbs.), Price Ea. \$830.06

VaporTrap™ Filter

- Reduce employee's inhalation exposure to harmful VOCs

Activated carbon filter medium contained in a stainless steel mesh cartridge reduces volatile organic chemical vapors inside cabinets containing flammable liquids. Unique cylindrical design provides more absorption surface area. Magnetized 4" x 5 1/2" base attaches easily and can be repositioned anywhere. Date notation area on label serves as a reminder for replacement; life cycle varies based upon vapor types and concentrations. Sold 2 to a pack. FOB Shipping Point.



Product No.	Description	VAPORTRAP™ FILTER Size L x Dia.	Wt. (lbs.)	Price Ea.
H29916	VaporTrap Filter™ (2 pk.)	8 3/4 x 2 1/4"	4	\$66.37

SAFETY STORAGE CABINETS

Quick open-close latch safely seals contents.

Flammable Storage Cabinets

- Self closing, self latching.
- Double-walled cabinets with 1/2" air space acts as an insulation to protect paints, gasoline and chemicals against heat, sparks or fire.
- Reduces the risk of costly damaging fires and provides convenient location of liquids.

Rugged all-steel construction stands up to daily industrial abuse. Easy swing doors are securely welded on with an extra heavy-duty hinge. All cabinets come factory direct with self-closing, self-latching doors. Heavy duty welded handles designed for industrial applications. Complete with vent. Cabinet rests on sturdy steel legs. "FLAMMABLE KEEP FIRE AWAY" decaled on every model. Independently lab tested to meet or exceed OSHA and NFPA codes. FOB Shipping Point.



Heavy-duty solid welded construction adds decades of structural rigidity and keeps heat out!



ALL CABINETS COME IN THESE RECOMMENDED COLORS

Red	Paint and Ink Pesticides Flammable Liquids Chemicals/Corrosives
Green	
Bright Yellow	
Blue	

Please specify.

FLAMMABLE STORAGE CABINETS						
Product No.	Cap. (gals.)	No. Shelves	No. Doors	Size W x H x D	Wt. (lbs.)	Price Ea.
HPC-20	20	1	1	28 x 46 x 18"	155	\$616.79
HPCS-30	30	1	2	42 x 44 x 20"	260	651.31
HPC-40	40	1	1	28 x 39 x 28"	190	661.40
HPCS-45	45	2	2	42 x 61 x 20"	300	870.50
HPC-60	60	2	1	28 x 55 x 28"	270	775.86
HPC-90	90	2 fixed	1	28 x 55 x 40"	430	1,092.00
HPCS-90	90	2	2	42 x 61 x 28"	445	1,271.79
HPC-135	135	2 fixed	1	40 x 55 x 40"	500	1,181.43
HPC-180	180	3 fixed	1	40 x 73 x 40"	595	1,601.43

PAINT, INK & AUTOMOTIVE CABINETS						
Product No.	Cap. (gals.)	No. Shelves	No. Doors	Size W x H x D	Wt. (lbs.)	Price Ea.
HPAC-20	20	4	1	28 x 46 x 18"	200	654.86
HPIC-40	40	3	2	42 x 44 x 20"	290	719.79
HPAC-40	40	4	2	42 x 61 x 20"	330	972.00
HPAC-60	60	5	2	42 x 61 x 20"	340	999.29
HPAC-90	90	5	2	42 x 61 x 28"	475	1,325.64
HPAC-120	120	5	2	56 x 66 x 30"	600	1,526.43

HORIZONTAL DRUM STORAGE (Includes 1 drum cradle per drum)						
Product No.	Cap. (gals.)	No. Shelves	No. Doors	Size W x H x D	Wt. (lbs.)	Price Ea.
HPDC-100	55	1 fixed	1	30 x 55 x 49"	495	1,350.00
HPDC-200	110	2 fixed	2	60 x 55 x 49"	800	2,178.57

VERTICAL DRUM STORAGE						
Product No.	Cap. (gals.)	No. Shelves	No. Doors	Size W x H x D	Wt. (lbs.)	Price Ea.
HPDCS-55*	55	0	1	32 x 71 x 32"	400	1,200.69
HPDCS-110*	110	0	2	64 x 71 x 32"	725	2,121.43


*Drum Roller available upon request -- call dealer for details.



Horizontal Drum Storage includes drum cradles!



Easily moved - fully loaded - with pallet jack or forklift!



UL-approved expanding fire seal (on non-drum models) locks out heat in the event of fire.

Safety Storage Cabinets

- Tamper-proof cabinets are designed to prevent cylinders from jarring.
- Easy-swing hinged doors feature padlock clasp.

Features reinforced wall panels -- 16 ga. flat expanded metal with 3/4" openings. Roof is 18 ga. steel. Angle iron frame and shelving -- 12 ga. reinforced shelving on 12V. Drop hinged door -- hasp for padlock. Rear protection against cylinder slamming. Meets OSHA and NFPA Requirements. (OSHA 1910-110, NFPA 58-79). Shipped KD. Crated with simple assembly. Finished in safety yellow. FOB Shipping Point.

Model HCHV provides horizontal storage of (8) 20, 30 and 43 lb. cylinders on left side and vertical storage of approx. (9) fuel gas cylinders on the right side.

Model HCVV provides horizontal storage of (12) 20, 30 and 43 lb. cylinders on left side and vertical storage of approx. (9) fuel gas cylinders on the right side.

Decals...

H models feature "No Smoking" decal. V models have "Empty Cylinders" & "Full Cylinders" decals. V-S models have "Fuel Gases", "No Smoking", "No Open Flames" decals. 2V model has "No-Smoking" decal.



HCHV



H8H

SAFETY STORAGE CABINETS						
Product No.	Cylinder Cap.	Storage Position	Size W x H x D	Wt. (lbs.)	Price Ea.	
H4H	4	Horizontal	30 x 44 x 38"	140	\$527.00	
H8H	8	Horizontal	30 x 76 x 38"	265	711.64	
H12H	12	Horizontal	42 x 76 x 38"	330	873.50	
H16H	16	Horizontal	60 x 76 x 38"	490	1,148.66	
H2V**	2	Vertical	30 x 32 x 14"	75	316.07	
H12V**	12	Vertical	30 x 76 x 38"	300	708.71	
HV-S	5-10	Vertical	30 x 76 x 38"	205	621.83	
HV	10-20	Vertical	60 x 76 x 38"	400	955.79	
HCHV	Mixed	Combination	60 x 76 x 38"	450	1,067.64	
HCVV	Mixed	Combination	60 x 76 x 38"	450	1,058.71	

*Price includes crating. **Provides storage for 20, 30 & 43 lb. cylinders.



H2V



HV

SAFETY, FLAMMABLE CABINETS

Jamco Flammable Storage Cabinets

- All welded double wall 18 gauge construction with 1 1/2" insulating air space.
- Double walled doors 18 ga. – except unique 14 ga. outer door(s).
- Doors have 56% more steel with safety rounded corners.
- 2" leak proof sill to contain spillage.
- 4" heavy duty welded hinges with brass pins.
- Twin 2" flame arrester vents and adjustable leveling feet.
- Galvanized steel shelves adjust on 2 1/2" centers.
- Safety signage in large lettering.
- Three point locking system with premium flush paddle handles standard.
- Chemical storage maximum. Class I & II 60 gals. Class III 120 gals.
- FM Approved.
- Powder Coated Finish. FOB Shipping Point.



TWO DOOR TYPES

Manual Close – opens to a full 180°.

Self Close – shuts, indexes and latches automatically, a fusible link holds the door(s) open but will melt under fire conditions at 165°. Self close mechanism is concealed.



HBM Flammable Manual 2 Door

HBS Flammable Self Close

HBJ Flammable 1 Door

POWDER coated finish.

Under Counter HBT Manual Close
HBK Self Close

Flammable Tower HFM Manual Close
HFS Self Close

Stackable/Counter Top HBY Manual Close
HBU Self Close

Flammable Cabinets

- Yellow powder coat finish with Red signage. Manual Close and Self Close.

SAFETY FLAMMABLE CABINETS						
SLIM LINE-1 DOOR - MANUAL CLOSE						
Product No.	Cap. (gals.)	Size W x D x H	No. Shelves	Wt. (lbs.)	Price Ea.	
HBA06	6	23 x 18 x 22"	0	108	\$408.92	
HBA12	12	23 x 18 x 35"	1	140	468.92	
HBA18	18	23 x 18 x 44"	2	170	565.85	
HBA24	24	23 x 18 x 65"	3	244	640.62	
HBA60	60	23 x 34 x 65"	3	360	895.38	
STANDARD-2 DOOR - MANUAL CLOSE						
HBM22	22	34 x 18 x 35"	1	182	591.69	
HBM28	28	34 x 18 x 44"	2	234	640.62	
HBM30	30	43 x 18 x 44"	1	254	652.62	
HBM44	44	34 x 18 x 65"	3	334	763.38	
HBM45	45	43 x 18 x 65"	2	360	787.38	
HBM60	60	34 x 34 x 65"	2	440	921.23	
HBM90	90	43 x 34 x 65"	2	504	1,095.69	
HBM120	120	59 x 34 x 65"	2	620	1,671.69	
HIGH RISE (with feet - can move with forklift) - 2 DOOR - MANUAL CLOSE						
HFM28	28	34 x 18 x 49"	2	230	745.85	
HFM30	30	43 x 18 x 49"	1	250	757.85	
HFM44	44	34 x 18 x 70"	3	340	867.69	
HFM45	45	43 x 18 x 70"	2	368	891.69	
HFM60	60	34 x 34 x 70"	2	444	1,026.46	
HFM90	90	43 x 34 x 70"	2	508	1,200.00	
HFM120	120	59 x 34 x 70"	2	626	1,776.00	
SLIM LINE-1DOOR - SELF CLOSE						
HBJ06	6	23 x 18 x 22"	0	116	482.77	
HBJ12	12	23 x 18 x 35"	1	148	541.85	
HBJ18	18	23 x 18 x 44"	2	178	640.62	
HBJ24	24	23 x 18 x 65"	3	250	714.46	
HBJ60	60	23 x 34 x 65"	3	416	968.31	
STANDARD-2 DOOR - SELF CLOSE						
HBS22	22	34 x 18 x 35"	1	196	718.15	
HBS28	28	34 x 18 x 44"	2	248	765.23	
HBS30	30	43 x 18 x 44"	1	268	779.08	
HBS44	44	34 x 18 x 65"	3	348	889.85	
HBS45	45	43 x 18 x 65"	2	374	912.00	
HBS60	60	34 x 34 x 65"	2	454	1,046.77	
HBS90	90	43 x 34 x 65"	2	518	1,220.31	
HIGH RISE (with feet - can move with forklift) - 2 DOOR - SELF CLOSE						
HFS28	28	34 x 18 x 49"	2	250	869.54	
HFS30	30	43 x 18 x 49"	1	270	884.31	
HFS44	44	34 x 18 x 70"	3	340	994.15	
HFS45	45	43 x 18 x 70"	2	388	1,016.31	
HFS60	60	34 x 34 x 70"	2	460	1,151.08	
HFS90	90	43 x 34 x 70"	2	524	1,324.62	

Under Counter Cabinets

- Yellow powder coat finish with Red signage. Manual Close and Self Close.

UNDER COUNTER CABINETS -- MANUAL CLOSE						
Product No.	Cap. (gals.)	Size W x D x H	No. Shelves	No. Doors	Wt. (lbs.)	Price Ea.
HBT12	12	24 x 22 x 35"	1	1	154	\$492.92
HBT22	22	36 x 22 x 35"	1	2	202	624.92
HBT30	30	48 x 22 x 35"	1	2	248	688.62
SELF CLOSE						
HBK12	12	24 x 22 x 35"	1	1	156	565.85
HBK22	22	36 x 22 x 35"	1	2	216	751.38
HBK30	30	48 x 22 x 35"	1	2	262	815.08

Stackable/Counter Top Safety Cabinets

- All but 6 gallon units are FM Approved.
- Yellow powder coat finish with Red signage. Manual Close. Self Close.

STACKABLE/COUNTER TOP SAFETY CABINETS						
MANUAL CLOSE						
Product No.	Cap. (gals.)	Size W x D x H	No. Shelves	No. Doors	Wt. (lbs.)	Price Ea.
HBY06	6	23 x 18 x 22"	0	1	115	\$408.92
HBY11	11	34 x 18 x 22"	0	2	160	504.00
HBY15	15	43 x 18 x 22"	0	2	190	565.85
SELF CLOSE						
HBU06	6	23 x 18 x 22"	0	1	120	482.77
HBU11	11	34 x 18 x 22"	0	2	170	628.62
HBU15	15	43 x 18 x 22"	0	2	200	692.31

SAFETY, FLAMMABLE CABINETS



Paint & Ink
HBP Manual Close
HBN Self Close

Paint & Ink Cabinets

- Red powder finish with signage.
- Manual Close, Self Close.

PAINT & INK CABINETS -- MANUAL CLOSE						
Product No.	Cap. (gals.)	Size W x D x H	No. Shelves	No. Doors	Wt. (lbs.)	Price Ea.
HBP18	18	23 x 18 x 35"	2	1	150	\$504.00
HBP24	24	23 x 18 x 44"	3	1	180	600.92
HBP36	36	23 x 18 x 65"	5	1	272	712.62
HBP48	48	43 x 18 x 44"	3	2	276	749.54
HBP72	72	43 x 18 x 65"	5	2	400	931.38
HBP96	96	34 x 34 x 65"	5	2	488	1,128.92
HBP120	120	43 x 34 x 65"	5	2	566	1,341.23
SELF CLOSE						
HBN18	18	23 x 18 x 35"	2	1	160	577.85
HBN24	24	23 x 18 x 44"	3	1	190	676.62
HBN36	36	23 x 18 x 65"	5	1	286	785.54
HBN48	48	43 x 18 x 44"	3	2	290	874.15
HBN72	72	43 x 18 x 65"	5	2	420	1,056.00
HBN96	96	34 x 34 x 65"	5	2	502	1,253.54
HBN120	120	43 x 34 x 65"	5	2	584	1,464.92



Corrosive Cabinets

- Blue powder finish with signage includes polyethylene tray liners for shelves and sill.
- Manual Close, Self Close.

CORROSIVE CABINETS MANUAL CLOSE							
Product No.	Cap. (gals.)	Size W x D x H	No. Shelves	No. Liners	No. Doors	Wt. (lbs.)	Price Ea.
HCL12	12	23 x 18 x 35"	1	2	1	140	\$559.38
HCL18	18	23 x 18 x 44"	2	3	1	176	703.38
HCL24	24	23 x 18 x 65"	3	4	1	248	824.31
HCL30	30	43 x 18 x 44"	1	2	2	260	745.85
HCL45	45	43 x 18 x 65"	2	3	2	370	925.85
HCL60	60	34 x 34 x 65"	2	3	2	456	1,059.69
SELF CLOSE							
HCK12	12	23 x 18 x 35"	1	2	1	148	632.31
HCK18	18	23 x 18 x 44"	2	3	1	182	779.08
HCK24	24	23 x 18 x 65"	3	4	1	254	897.23
HCK30	30	43 x 18 x 44"	1	2	2	274	869.54
HCK45	45	43 x 18 x 65"	2	3	2	390	1,050.46
HCK60	60	34 x 34 x 65"	2	3	2	470	1,184.31



Corrosive
HCL Manual Close
HCK Self Close



HBV Drum Cabinet
with optional Drum
Roller

Flammable Drum Cabinets

- 55 gallon drum(s).
- Yellow powder coat finish with Red signage.
- Manual Close and Self Close.

FLAMMABLE DRUM CABINETS MANUAL CLOSE				
Product No.	No. Drums	Size W x D x H	Wt. (lbs.)	Price Ea.
HBV1	1	34 x 34 x 65"	384	\$858.46
HBV2	2	59 x 34 x 65"	550	1,608.00
HBO120*	1+ 60 gal.	59 x 34 x 65"	610	1,839.69
SELF CLOSE				
HBW1	1	34 x 34 x 65"	396	983.08

DA Drum roller for HBV1 & HBW1 Wt. 40 (lbs.) Price Ea. \$184.62
 DB Drum roller for HBV2 Wt. 80 (lbs.) Price Ea. \$350.77
 DR Drum ramp, 24 x 28" Wt. 6 (lbs.) Price Ea. \$64.62
 * Combo Unit - Right side / vertical 55 gal. drum, left side / 3 shelves for 12-5 gallon safety cans.

Wall Mount Safety Cabinet

- Yellow powder coat finish with red signage.
- Manual close. Wall mountable on 16" and 24" centers.
- FOB Shipping Point.

WALL MOUNT SAFETY CABINET					
Product No.	Cap. (gals.)	Size W x D x H	Shelves	Wt. (lbs.)	Price Ea.
HRG20	20	34 x 12 x 44"	2	192	\$533.54



HRG20

CYLINDER STORAGE



Medical Cylinder Carts

- All welded steel construction.
- Top tray height HKK & HKL are 19", HKJ is 21", HKM & HKN are 22".
- Raised offset handle.

Durable 14 ga. trays, 1½" x ⅜" angle corner posts, and 12 ga. caster mounts and tank supports. Bolt on casters, 2 swivel & 2 rigid, for easy replacement and superior cart tracking. Trays have laser cut holes to hold cylinders in an upright position. Powder coated green finish. FOB Shipping Point.



HKJ Shown for 6" Wheels Use HKM



HKK Shown for 60 Cylinders Use HKL



HKM

Product No.	Cap. (lbs.)	MEDICAL CYLINDER CARTS		Caster Type	Wt. (lbs.)	Price Ea.
		Size W x L x H	Holds No. of Cylinders			
CARTS FOR CYLINDERS IN SIZE M7, M9, C, D, OR E						
HKJ024-U5	1200	24 x 36 x 37"	24	5" x 1½" urethane	70	\$257.54
HKM024-U6	2000	24 x 36 x 38"	24	6" x 2" urethane	80	306.46
HKN040-U9	2000	30 x 42 x 38"	40	5" x 2" urethane	120	489.23
CARTS FOR CYLINDERS IN SIZE M4, M6, OR B						
HKK030-U5	1200	24 x 24 x 37"	30	5" x 1½" urethane	66	238.15
HKL060-U5	1200	24 x 48 x 37"	60	5" x 1½" urethane	100	342.46

Gas Cylinder Cabinets

- Security for gas and propane cylinders.

Features lockable angle frame mesh doors with slide bolt hasp (lock not included). All welded, ready to use construction. 13 ga. flattened mesh sides and 14 ga. top and bottom. Corner posts are 1½" x ⅜" thick angle. Foot pads with pre-drilled holes. Yellow powder coat finish with red safety signage. Meets OSHA 1910. Horizontal cylinder cabinet features smooth 1" tube support rails for cylinder protection. Vertical & Combo cabinets feature safety retention chains. FOB Shipping Point.



HCH Horizontal Gas Cylinder



HCW Vertical Small Propane Cylinder



HCV Vertical Gas Cylinder



HCX Combo Gas Cylinder Storage

GAS CYLINDER CABINETS				
HORIZONTAL 20-48 LB. CYLINDER STORAGE (Stores forklift propane cylinders on their sides)				
Product No.	No. Cylinders	Size W x D x H	Wt. (lbs.)	Price Ea.
HCH040	4	33 x 40 x 40"	170	\$462.46
HCH080	8	33 x 40 x 71"	280	676.62
HCH120	12	50 x 40 x 71"	384	917.54
HCH160	16	64 x 40 x 71"	516	1,200.00
VERTICAL CYLINDER STORAGE (Vertical cylinders up to 200 lbs. 5-10 & 10-20 cylinder units with safety retention chains)				
HCV051	5-10	33 x 40 x 71"	214	544.62
HCV102	10-20	64 x 40 x 71"	402	925.85
UPRIGHT SMALL PROPANE STORAGE (Stores cylinders for floor scrubbers and other tanks in upright position)				
HCW130	2	33 x 22 x 40"	130	336.00
HCW330	4	33 x 34 x 40"	160	385.85
HCW336	12	33 x 38 x 71"	280	579.69
COMBO GAS CYLINDER STORAGE -- VERTICAL & HORIZONTAL POSITIONS (Horizontal 20-48 lb. 8 cylinders, Vertical 200 lb. 5-10 cylinders)				
HCX100	8/5-10	64 x 40 x 71"	460	1,052.31



HCA080

Vertical Cylinder Storage

- Security for your vertical cylinders.

Features lockable angle frame mesh doors with slide bolt hasp (lock not included). All welded, ready to use construction. 13 ga. flattened mesh sides and 14 ga. top and bottom. Corner posts are 1½" x ⅜" thick angle. Foot pads with pre-drilled holes. Yellow powder coat finish with red safety signage. Meets OSHA 1910. FOB Shipping Point.

VERTICAL CYLINDER STORAGE				
Product No.	No. of Cylinders	Size W x D x H	Wt. (lbs.)	Price Ea.
HCA040	4	33 x 40 x 40"	180	\$425.54
HCA080	8	33 x 40 x 71"	290	599.08
HCA120	12	50 x 40 x 71"	414	792.92
HCA160	16	64 x 40 x 71"	556	1,004.31

CABINET & PLATFORM CONTAINMENT



Spill Containment Cabinet

- Yellow powder coat finish with red labeling.

Fully welded 14 ga. construction. Lockable doors with 3 point locking system (padlock not included). Vertical divider separates interior into two halves (HML & HMP). Shelves are 18 gauge, 20" x 20" adjustable on 2½" centers (HML & HMP). 1½" garment bar included. FOB Shipping Point.

Product No.	SPILL CONTAINMENT CABINET			Wt. (lbs.)	Price Ea.
	Size W x D x H	Adjustable Shelves	Drawers		
HML236	36 x 24 x 78"	4	0	352	\$767.08
HML248	48 x 24 x 78"	4	0	410	874.15
HMP236	36 x 24 x 78"	2	3	412	1,080.00
HMP248	48 x 24 x 78"	2	3	470	1,186.15
HMY236	36 x 24 x 78"	-	-	310	648.92
HMY248	48 x 24 x 78"	-	-	368	742.15



HML236




HMP236




HMY236



HNM



HNN



HNO

Spill Containment Platforms

- All welded frame construction.

14 ga. steel walls are 6" high. Easily holds 2 drums. Deck can hold up to 30 gallons of liquid. Spill grate raises product above liquid level. Drain allows for release of liquid into appropriate containers when necessary. Model HNM has a tubular removable handle that is 30" above deck. Models HNM and HNN have bolt on casters, 2 rigid, 2 swivel with brakes for easy movability. FOB Shipping Point.

Product No.	SPILL CONTAINMENT PLATFORMS			Wt. (lbs.)	Price Ea.
	Cap. (lbs.)	Cap. (gals.)	Size W x L x H		
HNM248-U7-B7	3000	30	24 x 48 x 13½"	175	\$469.85
HNN248-U7-B7	3000	30	24 x 48 x 13½"	165	436.62
HNO248	3000	30	24 x 48 x 10½"	118	367.40

SECURALL SAFETY STORAGE EQUIPMENT

SECURALL®



OSHA

BUILT FOR COMPLIANCE



HV360



48 Hrs. Shipping..



HC145 Shown w/ HPE3045



HA145

Images may show content not included with purchase of cabinet.

Double Wall Safety Cabinets

• Features double wall all-welded construction.

Keep flammable liquids close to the work area in a safe and organized way. Features 18 ga. all-welded steel with double wall construction. Flush mounted locking handle and 3-point self-latching doors provide extra safety. Galvanized steel shelving is adjustable on 5/8" increments. All cabinets comply with current OSHA regulations and are designed in accordance with the standards of NFPA Code 30. Most models are FM approved. FOB Shipping Point.

SELF-LATCHING MANUAL DOORS					
Product No.	Cap. (gals.)	No. Shelves	Size H x W x D	Wt. (lbs.)	Price Ea.
HA102	4	1	22 x 17 x 17"	75	\$356.92
HA105	12	1	35 x 24 x 18"	138	453.85
HA110	16	1	44 x 24 x 18"	164	530.77
HA130	30	1	44 x 43 x 18"	247	646.15
HA145	45	2	65 x 43 x 18"	337	783.08
HA160	60	2	65 x 31 x 31"	372	935.38
HA190	90	2	65 x 43 x 31"	443	1,215.38
SELF-CLOSING SELF-LATCHING SAFETY DOORS					
HA302	4	1	24 x 17 x 17"	82	433.85
HA305	12	1	37 x 24 x 18"	148	533.85
HA310	16	1	46 x 24 x 18"	174	607.69
HA330	30	1	46 x 43 x 18"	267	821.54
HA345	45	2	67 x 43 x 18"	357	956.92
HA360	60	2	67 x 31 x 31"	394	1,110.77
HA390	90	2	67 x 43 x 31"	473	1,389.23
DOUBLE WALL SPILL CONTAINMENT CENTER					
HSCC	30	1	44 x 43 x 18"	247	646.15



HA160-SS

Stainless Steel Flammable Storage Cabinets

• All Stainless Steel Cabinets meet OSHA and NFPA Code 30 regulations, all models listed are FM approved.

All the same features of a safety cabinet in Stainless Steel! SECURALL® offers low contaminant stainless steel cabinets for storage in controlled environment and cleanroom applications such as hospitals and laboratories. All models are FM approved. FOB Shipping Point.

TWO DOOR SELF-LATCHING MANUAL DOORS					
Product No.	Cap. (gals.)	No. Shelves	Size H x W x D	Wt. (lbs.)	Price Ea.
HA130-SS	30	1	44 x 43 x 18"	325	\$2,658.46
HA145-SS	45	2	65 x 43 x 18"	445	3,653.85
HA160-SS	60	2	65 x 31 x 31"	533	3,855.38
SELF-CLOSING SELF-LATCHING SAFETY DOORS					
HA330-SS	30	1	46 x 43 x 18"	345	2,973.85
HA345-SS	45	2	67 x 43 x 18"	465	3,969.23
HA360-SS	60	2	67 x 31 x 31"	555	4,193.85



HA130WP1

Weatherproof Package

Available For all Safety Cabinets



Sloped Roof with 2 1/2" Overhang



Model #881 Optional High Security Handle

Call For More Information



Drum Storage Cabinets

- All Vertical Cabinets come standard with Roller Bottoms for easy drum removal.
- Complete with a shelf for storing 5 gallon safety cans.
- FOB Shipping Point.



TWO DOOR SELF-LATCHING MANUAL DOOR						
Product No.	Drums	Cans	No. Shelves	Size H x W x D	Wt. (lbs.)	Price Ea.
HV160	1	2/5 Gal. Cans	1	65 x 31 x 31"	382	\$1,007.69
HV110	2	2/5 Gal. Cans	1	65 x 56 x 31"	581	1,646.15
HV1500	1	12/5 Gal. Cans	2	65 x 56 x 31"	600	2,113.85
SELF-CLOSING SELF-LATCHING SAFETY DOORS						
HV360	1	2/5 Gal. Cans	1	67 x 31 x 31"	404	1,110.77
HV3110	2	2/5 Gal. Cans	1	67 x 56 x 31"	610	1,855.38

SECURALL STORAGE CABINETS

SECURALL®

SMART certified
Sustainable GOLD



Paint & Ink Storage Cabinets

• Double wall all-welded construction.

• 2" leak proof sill.

Safety storage cabinets for 1 gallon paint cans are available in 20, 40, 60 and up to 120 gallon capacities. Finished in safety urethane paint, unless otherwise specified. Warning label reads "Flammable - Keep Fire Away". Perfect for print shops or auto body repair shops. All models are FM approved. FOB Shipping Point.

TWO DOOR SELF-LATCHING MANUAL DOOR						SELF-CLOSING SELF-LATCHING SAFETY DOORS					
Product No.	Cap. (gals.)	No. Shelves	Size H x W x D	Wt. (lbs.)	Price Ea.	Product No.	Cap. (gals.)	No. Shelves	Size H x W x D	Wt. (lbs.)	Price Ea.
HP120	20	2	44 x 24 x 18"	169	\$550.77	HP320	20	2	46 x 24 x 18"	179	\$627.69
HP140	40	3	44 x 43 x 18"	271	681.54	HP340	40	3	46 x 43 x 18"	291	856.92
HP160	60	5	65 x 43 x 18"	373	883.08	HP360	60	5	67 x 43 x 18"	393	1,056.92
HP1120	120	5	65 x 31 x 31"	414	1,109.23	HP3120	120	5	67 x 31 x 31"	436	1,283.08



HP340



New

SOLID-Aluminum LP/OG Cylinder Cabinets



HLP2

HLP12

HOG10

Product No.	No Shelves	Cap. Cylinders	Size H x W x D	Wt. (lbs.)	Price Ea.
HLP2	1	4 - 33 lbs.	33 x 30 x 32"	102	\$403.08
HLP6	1	6 - 33 lbs.	33 x 43 x 32"	126	\$29.23
HLP8	2	8 - 33 lbs.	65 x 30 x 32"	169	652.31
HLP12	1	12 - 33 lbs.	65 x 43 x 32"	189	883.08
HLP16	2	16 - 33 lbs.	65 x 60 x 32"	317	1,075.38
VERTICAL OG (TALL CYLINDERS)					
HOG10	1	5-10	65 x 30 x 32"	126	638.46
HOG20	1	10-20	65 x 60 x 32"	300	950.77
HPOGS	3	13-18	65 x 60 x 32"	300	987.69

• Designed for outdoor storage, these all aluminum spark-proof cabinets will resist weathering and won't corrode or discolor.

• Also available in painted steel.
FOB Shipping Point.

Acid & Corrosive Storage Cabinets

Keep most acids safe and at hand with Acid & Corrosive Cabinets for both flammable and nonflammable corrosives. Complies with NFPA and current OSHA requirements. Cabinet has a 3/8" leak-proof tray top, which can completely contain a 5 pint spill. Cabinets finished in Blue corrosive-resistant urethane. Adjustable painted galvanized steel shelves with removable polyethylene trays. FOB Shipping Point.



HC130

HPE3045

TWO DOOR SELF-LATCHING MANUAL DOORS					
Product No.	Cap. (gals.)	No. Shelves	Size H x W x D	Wt. (lbs.)	Price Ea.
HC130	30	1	44 x 43 x 18"	270	\$701.54
HC145	45	2	65 x 43 x 18"	363	846.15
HC160	60	2	65 x 31 x 31"	396	1,070.77

SELF-CLOSING SELF-LATCHING SAFETY DOORS					
Product No.	Cap. (gals.)	No. Shelves	Size H x W x D	Wt. (lbs.)	Price Ea.
HC330	30	1	46 x 43 x 18"	290	876.92
HC345	45	2	67 x 43 x 18"	383	1,021.54
HC360	60	2	67 x 31 x 31"	418	1,246.15

HPE3045- High Density Polyethylene cabinet for storing harsh acids. Designed to fit inside an ACID/CORROSIVE safety cabinet or to be used as a counter top cabinet. FOB Shipping Point.

HPE3045	-	-	18 x 38 x 13"	32	290.77
---------	---	---	---------------	----	--------

New

Medical Gas Storage Cabinets

Securall® Oxygen Cylinder Storage Cabinets are designed to meet storage requirements for portable medical oxygen systems as set forth in:

- NFPA Code 99 - Health Care Facilities - 1999 Edition
- NFPA Code 101 - Life Safety - 2000 Edition
- NFPA Code 30 - Flammable and Combustible Liquids - 2003 Edition

FOB Shipping Point.



HMG304

HMG121FL

HMG106H



Flush Mounted Handle with Optional Digital Combination Lock

3-Point, Button Latch Closure

Non Sparking Aluminum Dividers Hold Cylinders Upright

SELF-LATCHING MANUAL DOOR						SELF-LATCHING SAFETY DOORS					
Product No.	Cylinder Size	Cap. Cylinders	Size H x W x D	Wt. (lbs.)	Price Ea.	Product No.	Cylinder Size	Cap Cylinders	Size H x W x D	Wt. (lbs.)	Price Ea.
HMG102	D, E	1-2	44 x 14 x 9"	97	\$623.08	HMG304	D, E	2-4	46 x 14 x 13 3/8"	125	\$763.08
HMG102FL	D, E	1-2	44 x 14 x 9"	112	770.77	HMG304FL	D, E	2-4	46 x 14 x 13 3/8"	145	909.23
HMG104	D, E	2-4	44 x 14 x 13 3/8"	115	684.62	HMG309	D, E	9-12	46 x 23 x 18"	180	818.46
HMG104FL	D, E	2-4	44 x 14 x 13 3/8"	135	832.31	HMG309FL	D, E	9-12	46 x 23 x 18"	209	1,006.15
HMG109	D, E	9-12	44 x 23 x 18"	170	744.62	HMG321	D, E	21-24	46 x 43 x 18"	280	1,103.08
HMG109FL	D, E	9-12	44 x 23 x 18"	199	884.62	HMG321FL	D, E	21-24	46 x 43 x 18"	323	1,290.77
HMG121	D, E	21-24	44 x 43 x 18"	265	955.38	HMG306H	H	6-9	67 x 34 x 34"	394	1,756.92
HMG121FL	D, E	21-24	44 x 43 x 18"	308	1,140.00	HMG306HFL	H	6-9	67 x 34 x 34"	458	1,993.85
HMG106H	H	6-9	65 x 34 x 34"	372	1,495.38	HMG309H	H	9-12	67 x 43 x 34"	473	2,089.23
HMG106HFL	H	6-9	65 x 34 x 34"	436	1,776.92	HMG309HFL	H	9-12	67 x 43 x 34"	550	2,352.31
HMG109H	H	9-12	65 x 43 x 34"	443	1,807.69	-	-	-	-	-	-
HMG109HFL	H	9-12	65 x 43 x 34"	520	2,133.85	-	-	-	-	-	-

HCA18-MGREEN - Caster for 18" Deep Cabinet, Wt. 30 (lbs.) Price Ea. \$286.15

HCA34-MGREEN - Caster for 34" Deep Cabinet, Wt. 35 (lbs.) Price Ea. \$313.85

HMG-DIGITAL KEYPAD LOCK - Wt. 5 (lbs.) Price Ea. \$293.85

FL - indicates Fire-lined.



SAFETY STORAGE & SECURITY EQUIPMENT

DURHAM MFG[®]
Est. 1922

Gas Cylinder Storage Cabinets

- Safely store vertical cylinders up to 59 $\frac{3}{4}$ " as well as 20 & 33 $\frac{1}{2}$ lb. horizontal cylinders of flammable gases.
- Features expanded metal sides, back and tops for visibility.
- Solid top.

Lockable cabinets store cylinders of fuel, LP Gases and other flammable materials on easy-to-access cylinder cradles. "DANGER FLAMMABLE MATERIALS" signs on each door. Magnetic catch keeps doors safely shut when not locked. Heavy-duty butt hinges keep doors from sagging. Includes padlock hasp to secure contents - padlock not furnished. Made of sturdy 1 $\frac{1}{2}$ " x $\frac{1}{8}$ " angle iron frame. Predrilled holes for lagging to floor. Durable, rust and acid resistant safety Yellow powder coat finish. When used properly, units are in full compliance with OSHA & NFPA standards. FOB Shipping Point.



HEGCC4-50



HEGCVC18-50



HEGCC16-50



HEGCVC9-50



HEGCC8-50



HEGCC8-9-50

HORIZONTAL CYLINDER STORAGE CABINETS				
Product No.	Capacity Cylinders	Size H x W x D	Wt. (lbs.)	Price Ea.
HEGCC4-50	4	35 x 30 x 30"	140	\$385.48
HEGCC8-50	8	64 x 30 x 30"	200	541.69
HEGCC16-50	16	64 x 60 x 30"	400	798.45
VERTICAL CYLINDER STORAGE CABINETS				
HEGCVC18-50	18	64 x 60 x 30"	270	671.42
HEGCVC9-50	9	64 x 30 x 30"	150	484.10
HEGCC8-9-50	8 Horiz. & 9 Vert.	64 x 60 x 30"	310	772.43

Flammable Storage Cabinets

- 10 cabinets - 5 manual closing, 5 self closing.
- Safety yellow powder coat finish.

Flammable Storage Cabinets are required by OSHA and UFC in commercial and industrial facilities where flammable liquids are used and stored. Cabinets feature recessed lockable paddle latch and 3 point locking systems which greatly improves security. Bunged air vents on each side of the cabinet allows for greater ventilation. Constructed of all welded 16 ga. double wall steel. 60 and 90 gallon models have internal 14 ga. angle iron support frames. 2" wide louvers support shelves. Units safely contain hazardous chemicals, reducing the risk of fire. FOB Shipping Point.



H1030S-50

All Models Are
FM
APPROVED



H1060S-50



H1090S-50

FLAMMABLE STORAGE CABINET							
Product No.	Cap. Gallons	Overall Size H x D x W	No. of Shelves	Door Style	Wt. (lbs.)	Price Ea.	
H1012M-50	12	35 x 18 x 23"	1	Manual	135	\$292.97	
H1012S-50	12	36 $\frac{1}{2}$ x 18 x 23"	1	Self Closing	135	322.85	
H1030M-50	30	44 x 18 x 43"	1	Manual	250	505.70	
H1030S-50	30	45 $\frac{1}{2}$ x 18 x 43"	1	Self Closing	250	569.72	
H1045M-50	45	65 x 18 x 43"	2	Manual	315	726.57	
H1045S-50	45	66 $\frac{1}{2}$ x 18 x 43"	2	Self Closing	315	790.55	
H1060M-50	60	65 x 34 x 34"	2	Manual	325	792.78	
H1060S-50	60	66 $\frac{1}{2}$ x 34 x 34"	2	Self Closing	325	877.94	
H1090M-50	90	65 x 34 x 43"	2	Manual	355	975.39	
H1090S-50	90	66 $\frac{1}{2}$ x 34 x 43"	2	Self Closing	355	1,060.46	

FLAMMABLE SAFETY CABINETS

LYON®

Flammable Safety Cabinets

- All steel parts are manufactured from cold rolled steel.
- Safety yellow powder coat finish.

Flammable Safety Cabinets provide protection for your employees and property with the proper storage of flammable liquids. Fully welded construction with 18 ga. double wall construction with 1½" insulating airspace. These cabinets have a flush-mounted paddle handle design which allows easy fingertip operation and features a double key set and can be padlocked (padlock not included). Cabinets are available in standard, compact and under-counter styles and with self closing or manual closing doors. The fail-safe closing mechanism utilizes a three-point stainless steel bullet latching system. Self-closing door latch holds door open when in use and will release to close door automatically when temperatures reach 165°F. All cabinets meet NFPA Code 30 and OSHA standards. Units safely contain hazardous chemicals, reducing the risk of fire. FOB Shipping Point.



HR5467
Under-Counter Cabinet



HR5472
Compact Cabinet



HR5440N
Standard Cabinet

FLAMMABLE SAFETY CABINETS						
Product No.	Description	Size W x D x H	Cap. Gal. (lbs.)	No of Shelves	Wt. (lbs.)	Price Ea.
STANDARD SAFETY CABINETS						
HR5440N	Manual-Closing	43 x 18 x 44"	30	1	219	\$644.68
HR5444N	Manual-Closing	43 x 18 x 65"	45	2	307	807.21
HR5460	Manual-Closing	32 x 32 x 65"	60	2	345	981.68
HR5441N	Self-Closing	43 x 18 x 44"	30	1	225	812.64
HR5445N	Self-Closing	43 x 18 x 65"	45	2	315	893.36
HR5461	Self-Closing	32 x 32 x 65"	60	2	351	1,188.96
COMPACT SAFETY CABINETS						
HR5470	Manual-Closing	17 x 17 x 22"	4	1	73	367.61
HR5473	Manual-Closing	23¼ x 18 x 35"	12	1	121	469.04
HR5471	Manual-Closing	43 x 18 x 18"	12	-	111	512.68
HR5474	Manual-Closing	23¼ x 18 x 44"	15	1	142	567.21
HR5472	Manual-Closing	43 x 18 x 24"	17	1	140	586.93
HR5465	Manual-Closing-with brackets	43 x 18 x 24"	17	1	146	602.18
HR5466	Manual-Closing-with brackets	43 x 12 x 44"	20	2	210	687.25
HR5469	Manual-Closing	43 x 12 x 44"	20	2	204	676.29
UNDER-COUNTER SAFETY CABINETS						
HR5467	Manual-Closing	35 x 22 x 35"	22	1	117	656.64

Flammable Safety Cabinet Accessories

SHELVES, MOUNTING BRACKETS & SHELF/BOTTOM TRAY LINERS					
Product No.	Description	Fits Cabinet No.		Wt. (lbs.)	Price Ea.
H5449	Extra Shelf	HR5440N, HR5444N, HR5441N, HR5445N		7	\$37.00
HN5450	Extra Shelf	HR5460, HR5461		10	66.64
HN5478	Extra Shelf	HR5470		4	67.79
HN5476	Extra Shelf	HR5473, HR5474		4	32.82
HN5449N	Extra Shelf	HR5472, HR5465		7	37.00
HN5477	Extra Shelf	HR5466, HR5469		4	70.96
HN5468	Extra Shelf	HR5467		7	42.64
H5480	Mounting Brackets	HR5470		3	38.25
H5479	Mounting Brackets	HR5471, HR5472, HR5469		3	38.25
H5550	Shelf/Bottom Tray	HR5440N, HR5444N, HR5441N, HR5445N		3	62.82
H5552	Shelf/Bottom Tray	HR5469		2	54.07
H5568	Shelf/Bottom Tray	HR5467		3	76.43

SAFETY CANS

Type I Safety Cans

- The safe and approved way of dispensing flammable and combustible liquids.
- Corrosion resistant stainless steel-arrester screen prevents flame from entering in, but does not restrict liquid flow out.

Made of 24 ga. steel for rough daily use. Complete with tested and approved closure and pressure relief mechanism with powder paint finish. Counterbalance designed for easy pouring. Large label ID Zone reduces misuse. FM approved and UL listed. Meets OSHA and NFPA requirements. FOB Shipping Point.

Type I and Type II Safety Cans are also available in **YELLOW, BLUE OR GREEN** -contact dealer for details.



Product No.	Capacity	Size O.D. x H	Wt. (lbs.)	Price Ea.
H10101	1 qt.	4 3/4 x 8 1/2"	2	\$63.34
H710100	1 gal.	9 1/2 x 11"	4	35.51
H7120100	2 gal.	9 1/2 x 13 1/4"	5	38.31
H7150100	5 gal.	11 3/4 x 16 1/2"	8	42.03
H7125100	2.5 gal.	11 3/4 x 11 1/2"	6	41.09
H7150110*	5 gal.	11 3/4 x 16 1/2"	8	47.17

*With polyethylene funnel No. 11202Y 1/2" x 11 1/4" L. Sold Below

Poly Funnel

- Fits Type I Safety can, 1 gallon and above.

Aids in pouring and provides protection from splashing and spillage. Innovative hinged design allows filling or pouring from the can without removing the funnel -- saves storage space by folding funnel down. Durable polypropylene material.

Measures 1/2" O.D. x 11 1/4" L.

FOB Shipping Point.

H11202Y Wt. 1 (lb.) Price Ea. \$6.78



Type II AccuFlow™ Safety Cans

- Designed for maximum safety with fast smooth controlled pouring.
- Ideal for easy, accurate pouring into fuel tanks and small openings.

Exclusive vented AccuFlow™ manifold with Safe-Squeeze® trigger provides precise, slug-free pouring. Quick-fill port with comfort lever makes filling easy. Stainless steel flame arrester prevents flashback ignition to reduce fire risks. Self-closing, leakproof lid controls spills and automatically vents to prevent pressure build-up. FM approved and UL listed. FOB Shipping Point.



Bench Cans

- Makes simple work of cleaning parts in solvents.
 - Spring-loaded dasher plate is simply submerged by pressing down ...liquid then cleans parts on plate.
- When released, liquid drains back in. Dasher serves as a flame arrester and further protection is provided by the hinged cover... closes quickly to shut off air. Powder coat paint finish. FM approved. FOB Shipping Point.

Product No.	Cap. (gals.)	Size O.D. x H	Hose O.D. x L	Wt. (lbs.)	Price Ea.
H7210120	1	9 1/2 x 10 1/2"	3/4 x 9"	7	\$78.48
H7220120	2	9 1/2 x 13 1/4"	3/4 x 9"	8	79.40
H7225130	2 1/2	11 3/4 x 12"	1 x 9"	8	80.32
H7250130	5	11 3/4 x 17 1/2"	1 x 9"	10	81.26
H7250120	5	11 3/4 x 17 1/2"	3/4 x 9"	10	81.26

Product No.	Cap. (gal.)	Description	Size O.D. x H	Wt. (lbs.)	Price Ea.
H10375	1	Bench can	9 1/2 x 4 1/2"	5	\$53.55
H10370	1	Bench can w/parts basket	9 1/2 x 4 1/2"	5	61.55
H10575	2	Bench can	11 1/2 x 5 1/2"	8	93.71
H10775	3	Bench can	13 1/2 x 6"	9	100.57

Oily Waste Cans

- Reduce the risk of fire.

Oily Waste Cans are essential wherever solvent soaked rags and wipes are used. Durable galvanized steel body with carrying handle has a self-closing cover that stays closed when not in use to isolate contents from fire sources and limits oxygen to prevent spontaneous combustion. Raised, flow-through base encourages circulation of air to disperse heat and moisture. Silver color features SoundGard™ quiet-closing lid to lessen disruptive noise and provide a more comfortable working environment. OSHA Compliant, FM approved. UL Listed (except for 2 gallon). FOB Shipping Point.



Product No.	Color	Cap. (gals.)	Size O.D. x H.	Wt. (lbs.)	Price Ea.
H09200	Red	2	9 1/2 x 9 1/2"	6	\$57.69
H09100	Red	6	11 1/2 x 15 3/4"	10	64.95
H09104	Silver	6	11 1/2 x 15 3/4"	10	89.68
H09300	Red	10	13 1/2 x 18 1/4"	13	74.29
H09500	Red	14	16 1/2 x 20 1/4"	16	83.89
H09700	Red	21	18 3/4 x 23 3/8"	22	124.29
H09200Y	Yellow	2	9 1/2 x 9 1/2"	6	62.55
H09101	Yellow	6	11 1/2 x 15 3/4"	10	74.35
H09301	Yellow	10	13 1/2 x 18 1/4"	13	87.58
H09501	Yellow	14	16 1/2 x 20 1/4"	16	94.55
H09701	Yellow	21	18 3/4 x 23 3/8"	22	138.18



Foot-Operated Cover

Plunger Cans

- Ideal for sponging and cleaning operations.

Easy to operate -- just push down on pan and it automatically pumps liquids into pan to moisten sponge or rag. Surplus liquid drains back. Reduces the danger of exposed liquid. Perforated pan screen also serves as a flame arrester. Unique "smart pump" mechanism works up to a mere 1/8" fluid level saving time by refilling less often. More liquid comes to the top for easier moistening. Pump is constructed of brass and Ryton® for chemical resistance. Galvanized steel body is finished in a durable powder paint for long life. FM approved. FOB Shipping Point.



Product No.	Capacity	Size O.D. x H	Wt. (lbs.)	Price Ea.
H10008	1 pt.	4 1/4 x 5 1/4"	2	\$42.52
H10108	1 qt.	7 1/4 x 5 3/8"	3	46.37
H10208	1/2 gal.	7 1/4 x 7 3/8"	3	46.37
H10308	1 gal.	7 1/4 x 10 1/2"	4	52.18

DRUM SAFETY EQUIPMENT

Aerosolv® Aerosol Can Disposal System


- Provides a solution to the expense of solid waste disposal of aerosol cans.
- Complies with EPA regulations 40CFR261.23(a)(6).

RCRA regulations require that, unless relieved of pressure, aerosol cans must be packed in a drum and manifested for solid hazardous waste disposal. With Aerosolv®, cans are not solid hazardous waste, but are fully recyclable. Residual liquids, released by Aerosolv® and collected in a drum, may be eligible for reclamation or recycling through a waste handler, resulting in waste minimization credits. 55 gallon drum will collect the contents of over 4000 spent aerosols. Easily operated by hand. With the press of the handle, puncture pin pierces the can – leaves no sharp edges or crushed metal. Made of aircraft aluminum, requiring no maintenance. Filter comprises a coalescing lower portion, which removes airborne organic compounds and an activated carbon upper portion which absorbs odor. FOB Shipping Point.



H28225
Aerosolv® Counter makes it easy to count and record the number of aerosol cans punctured.

Product No.	Description	Wt. (lbs.)	Size	Price Ea.
H28202	Disposal system deluxe, comprised of puncturing unit with plastic sleeve, color changing coalescing/carbon filter, anti-static wire, goggles	8	Box: 18 x 18 x 6"	\$859.28
H28197	Combination coalescing/carbon filter	2	14.5"H.	174.75
H28198	Activated carbon cartridge	3	6"H.	197.20
H28223	Color Changing activated carbon cartridge	10	5 3/4" dia. x 5 1/2"H.	281.42/2 pk.
H28224	Color Changing combination coalescing/carbon filter	12	5 3/4" dia. x 14 7/8"H.	229.88/1 pk.
H28225	Aerosolv® Counter	1	2 1/2" x 2 1/2"	288.92



Safety Drum Vents

- Protects drums from fire and explosion.
- Releases internal drum pressure vents in outside air.

Prevents fire or sparks from reaching contents. All-brass construction delivers durability and safety. Automatic pressure relief at 5 psi and vacuum relief allows 4 gpm flow-through 3/4" faucet. Fits 2" bung opening. 2" IPT. FM approved. FOB Shipping Point.

VERTICAL DRUM				
Product No.	Description	Wt. (lbs.)	Price Ea.	
H08101*	2" NPT Brass Vent	2	\$85.88	
H08011	2" Right Angle Fitting	2	22.66	
H08015	3/4" Right Angle Fitting	1	25.94	
H08005*	2" NPT nonmetallic	1	49.71	
HORIZONTAL DRUM VENT				
H08300*	2" NPS Brass Vent	2	52.74	

*FM Approved.



Self-Closing Faucets

- Provide safe, no-spill controlled flow of drum liquids.

Self-closing faucets prevent spills and feature a durable Teflon seal and internal safety flame arrester. FOB Shipping Point.



Drum Covers

- Provides an inexpensive way to convert open top 30 & 55 gallon steel drums into fire-safe receptacles for combustible trash.

Self-closing units feature fusible link in lid that melts at 165°F snapping lid closed to protect contents from external fire or snuff out fire that might start inside. Manual drum cover with gasket and vent for 55 gal. drums available. Attaches with screwdriver and wrench. Durable steel with tough powder coat paint finish. FOB Shipping Point.

Product No.	Description	Approval	Wt. (lbs.)	Price Ea.
H26750	55 gal. drum, self-closing	FM	14	\$143.71
H26730	30 gal. drum, self-closing	FM	11	150.77
H26752	55 gal. drum, manual	FM, NESAM	14	298.94
H26753	55 gal. drum, self-closing	FM, NESAM	15	373.00

Drum Locks

- Safely secures drum contents without the risk of contamination.

Drum locks are a cost effective solution to controlling storage concerns for all types of liquids, semi-liquids, and powders that come in standard drums. Made of corrosion resistant, non-sparking zinc die cast, the units easily install around the drum bung glange with no risk of cross threading. Sold as pairs, these drum locks fit most popular styles of steel and plastic 55 gallon drums. The steel set includes two units; one to fit over the 2" NPT plug, the other to fit over the 3/4" NPT plug. The plastic set includes two units which fit over both 2" plugs. FOB Shipping Point.




Product No.	Description	Wt. (lbs.)	Price Ea.
H08508	Steel drum set	1	\$48.11
H08510	Steel drum set with 2 padlocks	2	104.28
H08509	Plastic drum set	2	55.58
H08511	Plastic drum set with 2 padlocks	2.2	112.71



Lockable Drum Funnel

- FM approved steel funnel with large mouth allows fast dumping of flammables while minimizing spills.

6"L. brass flame arrester screen prevents flashback ignition and hinged cover reduces the spread of hazardous vapors. Equipped with fusible link that melts at 165° to automatically close cover shut. Durable galvanized steel. Measures 10 3/4" dia. x 10"H. Mouth is 10". FOB Shipping Point. H08207 Wt. 12 (lbs.) Price Ea. \$220.48



Drum Gate Valve

- For trouble-free dispensing of viscous non-corrosive flammables.
- Ideal for adhesives, paint or heavy oils above 2000 SSU (about 30W oil).

2" NPT brass construction. Use 2" drum valves. FM approved. FOB Shipping Point.

H08552 Wt. 7 (lbs.) Price Ea. \$163.72

Product No.	Description	Wt. (lbs.)	Price Ea.
H08902*	Rigid-brass	2	\$39.65
H08910*	Adjustable-brass	2	49.74
H08916*	Adjustable-stainless steel	2	162.22
H08930	Flexible faucet extension, 8" long, brass	1	22.09
H08587	Flexible faucet extension, 6" long, stainless steel	1	39.51

*FM approved.

SAFETY CONTAINERS

EcoPolyBlend™ DrumSheds™

- Accepts pallet loads.
- A robust design made of 55% recycled polyethylene.

These weather resistant outdoor DrumSheds™ offer you high performance spill control and help reduce landfills by using recycled products. Features convenient roll top doors allowing access from front or rear. Forklift pockets front and back make it easy to relocate empty sheds. The EPA/SPCC compliant leak proof pallet sump features thick, durable deck grating which removes for easy inspection and clean up of spills. A spacious interior offers ample headspace to accommodate working operations with funnels or pumps. Safety features include grounding capability and integral anchor bolt locations for wind resistance. Molded in lugs accept optional padlocks for security. Ships fully assembled to save on set-up time. Optional ramp simplifies drum placement. Exceeds EPA, SPCC, NFPA1, and the Int'l Fire Code. FOB Shipping Point.



Product No.	Description	Sump Cap. (Gals.)	Load Bearing Cap. (lbs.)	Size W x D x H	Percent Recycled	Wt. (lbs.)	Price Ea.
H28675	DrumShed™ - 2 Drum	67	2500	60" x 58½" x 75¼"	55%	292	\$1,333.11
H28676	DrumShed™ - 4 Drum	79	5000	60" x 68½" x 75¼"	55%	343	1,511.32
H28679	Pallet Ramp - Black	-	1000	48 x 59¼ x 11¼"	100%	65	311.26

H50963A Optional MasterLocks - Set of Two No. 5 Locks, Keyed alike. Wt. 4 (lbs.), Price Ea. \$103.55

EcoPolyBlend™ IBC Pallet

- Ideal for indoor use.

EcoPolyBlend™ IBC Pallet is made of 40% recycled, corrosion resistant polyethylene. It provides compliance to environmental regulations and helps meet green initiatives. Large 372 gallon leak tight sump reliably contains big spills. Sturdy internal pillar supports remove for easy sump cleaning. Forklift pocket front and back makes it simple to reposition empty pallet. Dirt hiding black body keeps indoor facilities looking clean. Exceeds EPA, SPCC, NFPA1, and the Int'l Fire Code. FOB Shipping Point.



Product No.	Description	Sump Cap. (Gals.)	Load Bearing Cap. (lbs.)	Size W x D x H	Percent Recycled	Wt. (lbs.)	Price Ea.
H28674	IBC Indoor Pallet	372	9000	55 x 55 x 37½"	40%	357	\$1,315.26

EcoPolyBlend™ IBC Shed with Pallet

EcoPolyBlend™ IBC Shed with Pallet offers reliable and secure outdoor storage for intermediate bulk containers up to 48"W. x 48"D. x 53"H. Robust design is made of eco-friendly, 40% recycled, polyethylene. A large 372 gallon leak proof sump exceeds regulations and protects against large volume spills. Sturdy pillar supports accept a high 9,000 lb. uniformly distributed load and are removable for sump clean-up. The lockable rolltop doors offer dual access with a handy reach pole that conveniently stores on the sidewall. Two-way forklift pockets make it easy to relocate an empty Shed. Exceeds EPA, SPCC, NFPA1, and the Int'l Fire Code. FOB Shipping Point.


Product No.	Description	Sump Cap. (Gals.)	Load Bearing Cap. (lbs.)	Size W x D x H	Percent Recycled	Wt. (lbs.)	Price Ea.
H28677	IBC Outdoor Shed	372	9000	60" x 68½" x 103¾"	40%	621	\$2,491.54

H50963A Optional MasterLocks - Set of Two No. 5 Locks, Keyed alike. Wt. 4 (lbs.), Price Ea. \$103.55

EcoPolyBlend™ Spill Trays

- Made of 100% recycled polyethylene.

These eco-friendly trays are ideal for catching and containing drips and leaks from small equipment, vehicle batteries, or pouring and filling activities. Lightweight and durable, these rigid polyethylene (HDPE) spill trays have excellent chemical resistance and make clean-up a snap. They feature a ribbed bottom and are rated for service temperature between -30° to 120°F (-34° to 49°C), making them suitable for indoor or outdoor use. FOB Shipping Point.



Product No.	Sump Cap. (Gals.)	Size W x D x H	Wt. (lbs.)	Price Ea.
H28715	12	46 x 16 x 5½"	4	\$62.17
H28716	20	38 x 26 x 5½"	5	81.60
H28717	20	47½ x 23 x 5½"	6	89.40
H28718	23	37¾ x 34 x 5½"	6	95.22
H28719	29	47 x 33 x 5½"	8	112.71

Smokers Cease-Fire® Cigarette Butt Receptacle

- The safe and attractive answer to cigarette butt disposal.
- Complete with large capacity galvanized steel liner pail for easy cleaning.
- It's perfect for designated smoking areas, break areas, building entrances, public facilities and recreational areas.



Smokers Cease-Fire® has an innovative design which limits the flow of oxygen to safely and quickly extinguish cigarettes to reduce the risk of fire. Unsightly cigarette litter is hidden away. Covered opening eliminates overflow from rainwater and is sized to easily accept cigarette butts yet discourages other trash. High density polyethylene construction with flame retardant additive and UV protection won't rust, dent, crack or peel. Broad base provides stability while two tie-down notches provide security. Measures 38" H. x 16" Dia. Optional burn resistant disposable bucket liner makes cleaning easier than ever. Simply use twist tie to close and discard. Sold 10/pk. FM approved. ADA compliant. FOB Shipping Point.

Product No.	Color	Wt. (lbs.)	Price Ea.
H26800	Pewter Gray	12	\$60.45
H26800B	Adobe Beige	12	60.45
H26800D	Deco Black	12	60.45
H26800T	Terra Cotta	12	60.45
H26800G	Forest Green	12	60.45

H26827 Bucket liner (10pk.) Wt. 1.5 (lbs.) Price/Pk. \$29.32



"Cease Fire®" WASTE RECEPTACLES

- The answer to safe accumulation of waste paper and other solvent free combustibles.

Prevents fires and provides round-the-clock protection. Unique brushed-aluminum head cuts off oxygen supply...fires have no chance. FM approved. FOB Shipping Point.

Product No.	Cap. (gal.)	Size O.D. x HT	Wt. (lbs.)	Price Ea.
H26612G	12	15" x 21"	10	\$123.26
H26615G	15	15" x 25½"	12	127.26
H26630G	30	19" x 29¾"	28	192.97
H26655G	55	24 x 35½"	35	177.66

SPILL CONTROL

The Drum Management System

- Modules combine efficient drum storage, positive spill control and safe liquid dispensing.
- Meets safety and environmental protection requirements.

Modular system organizes drum storage for maximum efficiency, productivity and cost savings. Handles either 30 or 55 gal. drums – Class IB or IC flammables and combustibles. UV protected polyethylene construction provides maximum chemical compatibility and resistance preventing corrosion and deterioration. Contains base, stack and dispensing shelf. Base handles 2 drums with a load capacity of 3000 lbs. Dispensing well conveniently holds either 5 gal. safety cans or 6 gal. pails. Complete with fork channels. Generous 66 gal. “open view” spill containment sump catches spills which are easy to spot and quickly cleaned up. The stack module doubles system capacity holding additional 2 drums – load capacity 1500 lbs. Dispensing shelf with a load capacity of 60 lbs. mounts securely to this module. Base module is EPA and UFC approved. FOB Shipping Point.

Product No.	Description	Sump Cap. (gals.)	Wt. (lbs.)	Cap. (lbs.)	Size W x D x H	Wt. (lbs.)	Price Ea.
H28666	Base Module	66	3000	49 x 59 x 26"	141	\$720.02	
H28668	Stack Module	1500	70	49 x 46 x 12"	70	404.55	
H28671	Dispensing Shelf	60	8	19.5 x 18.75 x 16.5"	8	158.91	



EcoPolyBlend™ Spill Pallets

- Compliant spill protection with up to 100% eco-friendly recycled polyethylene.

Black pallets are made from 100% recycled content, helps hide dirt. Yellow pallets are made from 35% recycled content, offer high visibility. Durable UV-protected EcoPolyBlend™ polyethylene is nearly impervious to chemical attack from hazardous acids, caustics and solvents. Quality, robust design with seamless construction to eliminate leaks. Sturdy grates remove for easy cleaning. Large capacity sumps capture spills and meet EPA, SPCC, NFPAL, and the Int'l Fire Code. FOB Shipping Point.

Product No.	Style	Capacity	Size W x D x H	Wt. (lbs.)	Price Ea.
H28623	Black	2 Drum	49 x 25 x 18"	43	\$224.11
H28627	Yellow	3 Drum	73 x 25 x 11 1/2"	58	310.88
H28635	Black	4 Drum Square	49 x 49 x 10 1/2"	54	336.18
H28631	Yellow	4 Drum in-line	97 x 25 x 9"	77	386.43

H28620 Yellow Ramp for 4 drum square, Size: 49 x 33 x 10 1/2", (non-recycled) Wt.40 (lbs.) Price Ea. \$264.88



H28635 with Ramp H28620



H28626

EcoPolyBlend™ Accumulation Center

- Eco friendly and economical spill control.
- Black centers made of 100% post industrial recycled polyethylene, and yellow of 45% recycled content.

Durable, low profile modular design offers the ability to create a custom system. Joining clips firmly lock units together and remove easily for repositioning. Sump-to-Sump™ Drain Kit allows for continuous sump to meet high sump capacity requirements. 6 and 8 drum units meet EPA, SPCC, NFPAL, and the Int'l Fire Code. FOB Shipping Point.

Product No.	Style	Capacity	Size W x D x H	Wt. (lbs.)	Price Ea.
H28653	Black	1 Drum	25 x 25 x 5 1/2"	17	\$112.06
H28655	Black	2 Drum	49 x 25 x 5 1/2"	32	152.82
H28657	Black	4 Drum	49 x 49 x 5 1/2"	60	275.06
H28659	Black	6 Drum	73 x 49 x 5 1/2"	89	348.38
H28661	Black	8 Drum	97 x 49 x 5 1/2"	122	504.26

H28650 Yellow Ramp for 2 drum and larger, Size: 48 x 33 x 6 1/4", Wt. 41 (lbs.) Price Ea. \$234.32
 H28926 Joining Clips, 4 x 2" one pair, stainless steel, Wt. 2 (lbs.) Price Ea. \$20.22
 H28927 Sump-to-Sump™ Drain Kit, with joining clips, Wt. 1.2 (lbs.) Price Ea. \$40.43



3 pcs. H28655 with Ramp H28650



H28658 with Ramp H28650

Overpack Drum Container

- Ideal for overpacking damaged drums for transport.
- Rugged, UV protected polyethylene withstands the rigors of land, air and sea transport.

95 gallon overpack salvage drum is the safe and economical solution to storage and transfer of damaged or leaking drums. “X” rating offers the highest UN and DOT certification – can be used for I, II, and III classes of hazardous materials. Twist-on threaded lid makes closure safe and easy. Easily move with forklift. Nests when empty to save space. Measures 31"OD. x 43.25"H. UN marking 1H2/X340/S. FOB Shipping Point. H28201 Wt. 47 (lbs.) Price Ea. \$276.29



Spill Containment Caddy

- Drum handling safety – mobile dispensing capability and built-in spill containment.
- Ergonomically designed for tipping.

The ideal caddy for either 55 or 30 gal. drums – a double loop strap holds drum securely in place. Transport up to 600 lbs. loads easily and safely. Big, comfortable round handles. Rolls easily on 10" rubber wheels. Oversized 66 gallon spill sump contains the chemical eliminating both the hazards and hassles of a spill. Exclusive “open view” sump design makes clean-up simple and quick. UV protected polyethylene construction provides maximum chemical compatibility. One piece body eliminates leaks. Complies with EPA, OSHA and UFC regulations. FOB Shipping Point.




Product No.	Sump Cap. (gals.)	SPILL CONTAINMENT CADDY				Wt. (lbs.)	Price Ea.
		Wt. Cap.	Size W x D x H	Color	Wt. (lbs.)		
H28665	66	600	32 x 72.25 x 27"	Black	120	\$688.49	
H28664	66	600	32 x 72.25 x 27"	Yellow	125	782.35	

Dip Tanks

- Portable, safe solution to parts cleaning.
- Features manually operated covers which stay open for convenient access.

Ideal for cleaning parts and subassemblies. Can be easily moved to accommodate changing production requirements. Covers are equipped with self-closing mechanism and fusible link which melts at 165°F to automatically close the cover in case of fire. Constructed of 24 ga., lead-free coated steel and finished in a durable powder paint for long use. FM Approved, UL Listed. FOB Shipping Point.

Product No.	Cap. (gals.)	Size OD x H	Wt. (lbs.)	Price Ea.
H27601	1	9 3/4 x 5 1/2"	5	\$72.18
H27602	2	9 3/4 x 10"	6	74.22
H27603	3 1/2	11 3/4 x 11 1/4"	8	92.52
H27605	5	13 3/4 x 13"	10	94.55
H27608	8	15 3/4 x 14 1/4"	13	108.80



5 Gallon Portable Mixing Tank

- Fully removable cover makes this container ideal for mixing operations.
- Minimizes the risk of spills or fire when mixing hazardous, flammable liquids.

Lid is fully removable and clamps securely shut. Gasket seals tightly to prevent flammable vapors from escaping. Lid can be padlocked for added security. A self-closing spout on the lid automatically ventilates the interior and an internal flame arrester protects the contents from ignition sources. Safety bonding tab can be used to reduce static electricity buildup. Swinging bail handle makes tank easy to carry. Rugged 24 ga., lead-free coated steel construction. Powder paint for maximum durability and chemical resistance. Meets EPA 40 requirements. Outside dia. -- 15" dia. x 16" H. Inside dia. 10 15/16". 5 gallon capacity. FOB Shipping Point. H27705 Wt. 9 (lbs.) Price Ea. \$150.09



SAFETY MIRRORS


CONVEX Mirrors
are Built to Last



Wide Angle Safety Mirrors

- Prevent accidents, injury and theft!
- Convex mirrors provide instant visual checks down aisle ways, corridors, lanes, etc.

Eliminate those blind spots and danger areas. Prevent those costly accidents...reduce insurance rates. Reduce employee or customer theft of expensive merchandise. Convex mirrors are built to last. Mirror backing is a heavy silver deposit protected by a coating of copper paint for maximum reflection power. Trim is finished in a long-lasting non-tarnish metallic plastic. Heavy duty ball socket permits easy, pinpoint adjustment. Installs easily from wall or ceiling with rugged mounting bracket provided. Available in glass or acrylic. FOB Shipping Point.



The Econo-Vision

- A low cost acrylic mirror that's designed for lasting value and economy.
- This indoor convex mirror is made of grade "A" optical acrylic lens and features durable ball swivels.
- Lightweight for easier handling. Installs easily. FOB Shipping Point.



Dome 360° Drop-In Mirrors

- For suspended ceiling use.

All around vision for suspended ceiling applications. Drop-In Dome 360° acrylic mirrors are available in regular mirror and CCTV see-thru observation domes. Designed to replace your ceiling panel, each dome comes complete with a 2' x 2' Drop-In panel (2' x 4' panel also available). FOB Shipping Point.

Product No.	Dia.	Description	Wt. (lbs.)	Price Ea.
HDOD-24	24"	Regular Mirror Dome	12	\$97.24
HDOS-24	24"	See-Thru Mirror Dome	12	103.36
HDOR-24	24"	See-Thru Mirror	12	87.09

2' x 4' panel substitute-- add \$25.30

Flat Acrylic Mirror Ceiling Panels (Not Shown)

- For suspended ceiling use.

For overhead observation where wide angle vision is not required. Designed to replace your existing ceiling tile. FOB Shipping Point.

Product No.	Size	Description	Wt. (lbs.)	Price Ea.
HMF-24	24 x 24"	Regular Mirror	8	\$28.28
HMF-48	24 x 48"	Regular Mirror	16	48.66
HSF-24	24 x 24"	See-Thru Mirror	8	40.37
HSF-48	24 x 48"	See-Thru Mirror	16	67.46

The Sentinel Domes

- A new dimension in security and safety mirrors.
- Available in 360°, 180°, or 90°.

Made of lightweight, shatter-proof acrylic, this high reflective mirrored surface permits either 360°, 180° or 90° vision. 360° dome provides all-around viewing for 4-way intersections. 180° provides 3-way vision for "T" intersections, 90° dome provides 2-way vision for "L" intersections. Deters pilferage and requires no maintenance. Decorative domes blend in with any decor. Installs easily. FOB Shipping Point.

Product No.	Dia.	Distance Covered	Wt. (lbs.)	Price Ea.
HSR-12	12"	Up to 12'	5	\$31.79
HSR-14	14"	Up to 15'	6	33.43
HSR-18	18"	Up to 20'	9	43.96
HSR-26	26"	Up to 26'	15	58.73
HSR-30	30"	Up to 30'	20	89.18
HSR-36	36"	Over 35'	29	98.88

Product No.	Dia.	Distance Covered	Wt. (lbs.)	Price Ea.
HPSR-8	8"	Up to 10'	2	20.15
HPSR-12	12"	Up to 15'	4	30.00
HPSR-18	18"	Up to 20'	7	45.30
HPSR-26	26"	Up to 26'	11	65.97
HPSR-30	30"	Up to 30'	16	92.69
HPSR-36	36"	Over 35'	19	107.84
HPSR-48*	48"	Over 40'	35	165.30

Product No.	Size	Distance Covered	Wt. (lbs.)	Price Ea.
HPSR1812	18 x 12"	Up to 18'	7	48.88
HPSR2616	26 x 16"	Up to 25'	10	71.49
HPSR3020	30 x 20"	Up to 28'	15	97.99
HPSR3620	36 x 20"	Up to 30'	16	107.91
HPSR3626	36 x 26"	Over 35'	17	116.19

Product No.	Dia.	Distance Covered	Wt. (lbs.)	Price Ea.
HSRU-12	12"	Up to 12'	5	47.39
HSRU-14	14"	Up to 15'	6	49.10
HSRU-18	18"	Up to 20'	9	61.34
HSRU-26	26"	Up to 26'	15	84.40
HSRU-30	30"	Up to 30'	20	115.82
HSRU-36	36"	Over 35'	29	125.45

Product No.	Dia.	Distance Covered	Wt. (lbs.)	Price Ea.
HPSRU-8	8"	Up to 12'	2	20.15
HPSRU-12	12"	Up to 15'	4	45.60
HPSRU-18	18"	Up to 20'	7	62.31
HPSRU-26	26"	Up to 26'	11	91.49
HPSRU-30	30"	Up to 30'	16	119.33
HPSRU-36	36"	Over 35'	19	134.18
HPSRU-48*	48"	Over 40'	40	206.64

Product No.	Size	Distance Covered	Wt. (lbs.)	Price Ea.
HPSRU-1812	18 x 12"	Up to 18'	9	67.01
HPSRU-2616	26 x 16"	Up to 25'	12	91.27
HPSRU-3020	30 x 20"	Up to 28'	16	124.33
HPSRU-3620	36 x 20"	Up to 30'	18	134.63
HPSRU-3626	36 x 26"	Over 35'	19	142.01

*Ships truck -- all others ship UPS.

Ltr. No.	Product No.	Degree	Actual Size	Wt. (lbs.)	Price Ea.
A	HDO-18D	360°	18"	9	\$62.69
	HDO-24D	360°	24"	10	95.45
	HDO-26D	360°	26"	15	103.96
	HDO-32D*	360°	32"	20	128.21
	HDO-36D*	360°	36"	25	156.72
B	HDO-48D*	360°	48"	35	232.16
	HHDO-18H	180°	18"	4	40.07
	HHDO-24H	180°	24"	5	57.99
	HHDO-26H	180°	26"	8	66.72
	HHDO-32H	180°	32"	10	80.07
C	HHDO-36H	180°	36"	15	95.75
	HHDO-48H*	180°	48"	25	150.90
	HQDO-18Q	90°	12"	2	23.51
	HQDO-24Q	90°	16"	3	32.91
	HQDO-26Q	90°	20"	5	36.42
	HQDO-32Q	90°	24"	9	51.19
	HQDO-36Q	90°	27"	11	57.99
HQDO-48Q	90°	35"	17	98.06	

*Ships via truck -- all others UPS.



SAFETY SUPPLIES



Patented Easy Removal Fins

Anti-Vibration Gloves

- Increase worker compliance with this breathable glove.
- Constructed of Clarino synthetic leather – has the look and feel of real leather.

Clarino synthetic leather is machine washable, won't stretch or dry out and guaranteed not to bleed color onto your hands. Patented "fins" for quick and easy removal from your hands. The keystone thumb and $\frac{1}{8}$ " visco-elastic padding provides comfort, vibration reduction and energy absorption. Measure around the knuckles to determine size. Black in color. FOB Shipping Point.

H415 Half-Finger Work Glove (Color-Tan) Wt. 1 lb.

Price Per Pr. \$18.46

H425 Half Finger Work Glove with Wrist Wrap

(Color-Tan) Wt. 1 lb.

Price Per Pr. \$20.77

H530 Features a single wrist wrap closure. Wt. 1 lb.

Price Per Pr. \$23.08

H540 Has a multiple wrist wrap closure. Wt. 1 lb.

Price Per Pr. \$26.15

Sizes: SX 6-7, S 7-8, M 8-9, L 9-10, XL 10-11, XXL 11-12.



Back Elastic Supports

- For those who prefer an elastic belt.
- Hip and rib contour tapers from 8" in the back to 4" on the sides and 5.5" in the front.
- Made with pride in the USA.

Made with premium Lycra from Dupont which eliminates the possibility of allergic reaction often associated with belts made with latex rubber. Safety detachable suspenders are included. Black in color. FOB Shipping Point.

H8000D Wt. 1 lb. Price Ea. \$28.46

Sizes: WS 24-28, S 27-32, M 31-36, L 34-41, XL 40-45, 2XL 44-50, 3XL 50-54

Wrist Supports

- Features non-stretch material to ensure maximum support.

Neoprene padding for extreme comfort measures $\frac{1}{4}$ " thick x $2\frac{1}{2}$ " wide. 2" extra wide outside strap for added support. 2" wide rugged buckle for a secure fit. The best wrist support anywhere.

FOB Shipping Point.

H1100-WS Wt. 1 (lbs.)/Pr. Price Per Pr. \$13.85



Back Supports/Lumbo/Sacral Supports

- Featuring Lumbosacral pad with and without safety suspenders.
- Made in the USA.

Durable support that provides the comfort of an elastic belt with the support of a non-stretch belt. The patented conical shape hugs the body, offering a custom fit. Patent pending hip and rib contour prevents belt from digging into your sides. 6" cushion provides support to the lumbar and sacral regions of the lower back. Stainless steel buckle will not "pop open" under pressure and patented one way Velcro closure for a customized fit. Available in 6" and 4 $\frac{3}{4}$ " widths, with or without detachable safety suspenders. Available in Black, Royal Blue, Red, Green, Safety Orange (with reflective webbing) – please specify. 2Year Warranty. FOB Shipping Point.

H4004-DS 4 $\frac{3}{4}$ "W. With Detachable Suspenders. Wt.1 lb. Price Ea. \$44.62

H4004 4 $\frac{3}{4}$ "W. Without Detachable Suspenders. Wt.1 lb. Price Ea. \$40.00

H4006-DS 6"W. With Detachable Suspenders. Wt. 1 lb. Price Ea. \$46.15

H4006 6"W. Without Detachable Suspenders. Wt.1 lb. Price Ea. \$41.54

Sizes: XS 24-28, S 27-32, M 31-36, L 34-41, XL 40-45, XXL 44-50, 3XL 50-54 (additional \$11.54 ea.), 4XL 54-59 (additional \$23.08 ea.), 5XL 59-63 (additional \$34.62 ea.).

Back Supports/Non Stretch Lumbar Supports

- Available with or without safety suspenders.
- Patented shape with lumbar plate hugs the body.
- Made with pride in the USA.

This comfortable, durable lumbar support provides the comfort of an elastic belt with the support of a non-stretch belt. Patent pending hip and rib contour prevents belt from digging into your sides. Stainless steel buckle will not "pop open" under pressure and patented one way Velcro closure for a customized fit. Available in 6" and 4 $\frac{3}{4}$ " widths or with or without detachable safety suspenders. Available in Black, Royal Blue, Red, Green, Safety Orange (with reflective webbing) – please specify. ** Custom logo available** Please call for details. 2 Year Warranty. FOB Shipping Point.

H2004-DS 4 $\frac{3}{4}$ "W. With Detachable Suspenders. Wt.1 lb. Price Ea. \$43.08

H2004 4 $\frac{3}{4}$ "W. Without Detachable Suspenders. Wt.1 lb. Price Ea. \$38.46


H2006-DS 6"W. With Detachable Suspenders. Wt.1lb. Price Ea. \$46.15

H2006 6"W. Without Detachable Suspenders. Wt.1 lb. Price Ea. \$41.54

Sizes: XS 24-28, S 27-32, M 31-36, L 34-41, XL 40-45, XXL 44-50, 3XL 50-54 (additional \$11.54 ea.), 4XL 54-59 (additional \$23.08 ea.), 5XL 59-63 (additional \$34.62 ea.).



POLY SHIPPING TAPE



Economical Poly Tape

- Self-adhesive tape seals cartons securely.
- Confidently ship your packages and parcels.

Poly tape holds boxes together even through rough UPS, freight or postal handling. Goes on fast with handy dispenser. Reduces pilferage... once tape is pulled off, tape cannot be resealed. Resists moisture, chemicals and oil. Stands up to temperature extremes. Super adhesion to corrugated, board, paper or metal. Meets all postal and O.S.H.A. regulations. Meets Fed. specs. PPP-T-70, A-A-1684-A. FOB Shipping Point.

ECONOMICAL POLY TAPE

Product No.	Color	Roll Size	Mil	No. Rolls Per Case	Wt. (lbs.) Per Case	Price Per Roll		
						1 - 2 Cases	3 - 4 Cases	5+ Cases
H9253-255-C	Clear	2" x 55 yds.	1.7	36	11	\$1.88	\$1.74	\$1.61
H9253-2110-C	Clear	2" x 110 yds.	1.7	36	21	3.12	2.88	2.67
H9253-3110-C	Clear	3" x 110 yds.	1.7	24	21	4.68	4.31	4.01
H8253-255-C	Clear	2" x 55 yds.	1.6	36	11	1.69	1.56	1.45
H8253-2110-C	Clear	2" x 110 yds.	1.6	36	21	2.58	2.38	2.21
H8253-3110-C	Clear	3" x 110 yds.	1.6	24	20	3.88	3.57	3.32

Please order case quantities only.



Grips boxes like **STEEL**.

Extra Heavy-Duty Poly Tape

- Super thick tape for super-heavy packages.
- Tough and thick 2.3 mil poly tape provides extra insurance against damage or breakage.

Grips boxes like steel for worry-free shipping. Applies easily and quickly with hand-held dispenser. Resists chemicals, moisture and oil. Stands up to temperature extremes. Meets all postal and O.S.H.A. regulations. Meets Fed. specs. PPP-T-70, A-A-1684-A. FOB Shipping Point.

EXTRA HEAVY-DUTY POLY TAPE

Product No.	Color	Roll Size	Mil	No. Rolls Per Case	Wt. (lbs.) Per Case	Price Per Roll		
						1 - 2 Cases	3 - 4 Cases	5+ Cases
H4232-255-C	Clear	2" x 55 yds.	2.3	36	12	\$2.70	\$2.49	\$2.31
H4232-2110-C	Clear	2" x 110 yds.	2.3	36	21	4.86	4.48	4.16
H4232-3110-C	Clear	3" x 110 yds.	2.3	24	21	7.30	6.72	6.24

Please order case quantities only.


Heavy Duty POLY TAPE

- 1.9 mils thick for extra holding strength.
- Use this extra-strength poly tape for heavy cartons or packages.

Insures additional holding power for overweight items. Self-adhesive...goes on fast with hand-held dispenser. Resists moisture, chemicals and oil. Stands up to temperature extremes. Meets all postal and O.S.H.A. regulations. Meets Fed. specs. PPP-T-70, A-A-1684-A. FOB Shipping Point.

Product No.	Color	Roll Size	Mil	No. Rolls Per Case	Wt. (lbs.) Per Case	Price Per Roll		
						1 - 2 Cases	3 - 4 Cases	5+ Cases
H4243-255-C	Clear	2" x 55 yds.	1.9	36	12	\$2.00	\$1.84	\$1.71
H4243-2110-C	Clear	2" x 110 yds.	1.9	36	22	3.21	2.95	2.74
H4243-3110-C	Clear	3" x 110 yds.	1.9	24	21	4.81	4.43	4.11

Please order case quantities only.



Durable Tape DISPENSERS

A) Standard Duty 2" Tape Dispenser

Seals cartons quickly, efficiently and in one smooth operation. Adjustable brake provides tape tension.

B) Deluxe 2" Tape Dispenser

Engineered for long wear and ease of use. Adjustable brake provides tape tension.

C) Deluxe 3" Tape Dispenser

Built to easily handle large 3" rolls. Adjustable brake provides tape tension.

Ltr. No.	Product No.	Description	Wt. (lbs.)	1 - 2	Price Ea.	3 - 4	5+
A	HTDGF213	Standard 2" Dispenser	2	\$ 8.87	\$ 8.17	\$ 7.59	
B	HTDGF103	Deluxe 2" Dispenser	2	11.78	10.86	10.08	
C	HTDGF306	Deluxe 3" Dispenser	2	23.59	21.73	20.18	

HTDGF213B Replacement Blades. Price Ea. \$4.78
 HTDGF103B Replacement Blades. Price Ea. \$4.78
 HTDGF306B Replacement Blades. Price Ea. \$5.98

SEALING TAPES

Fiberglass Reinforced Tape

- Strong filament fibers for extra-heavy binding.
- Super-adhesive action for maximum gripping power ...needs no water.

Where extra strength is needed, use this super-tough filament tape. Ideal for heavy boxes, lumber, steel, tubing or even for emergency repair work. Keep a handy supply around your shipping dept., or maintenance area. Applies easily with durable metal dispenser. FOB Shipping Point.

Product No.	Roll Size	Mil	Tensile Strength (lbs./in.)	No. Rolls/Case	Wt. (lbs.)	Price Per Roll		
						1 - 2 Cases	3 - 4 Cases	5+ Cases
H4179-3/8	3/8" x 60 yds.	5.0	93	96	16	\$1.17	\$1.07	\$1.00
H4179-1/2	1/2" x 60 yds.	5.0	115	72	16	1.63	1.50	1.40
H4179-3/4	3/4" x 60 yds.	5.0	115	48	16	2.45	2.26	2.10
H4179-1	1" x 60 yds.	5.0	115	36	16	3.27	3.01	2.79
H4179-2	2" x 60 yds.	5.0	115	24	16	6.54	6.03	5.60

Please order case quantities only.

Colored Poly Tape

- Colorful, attention-getting tape helps identify cartons or inventory.
- Colored poly tape helps to eliminate mix-ups and speeds shipments.



Ideal to control dated inventory, product coding and location. Super-adhesive tape goes on fast with hand-held dispenser. Available in Red, Black, Yellow, White, Blue, Green or Orange — please specify. FOB Shipping Point.

Product No.	Roll Size	No. Rolls Per Case	Wt. (lbs.)	Price Per Roll		
				1-2 Cases	3-4 Cases	5+ Cases
H150C	2" x 110yd	36	12.3	\$4.28	\$3.94	\$3.66

Please order case quantities only.

Gummed Tape Dispensers

- Measures, moistens and cuts tape up to 36" in one motion.
- Choose from manual or electric dispensers.

Manual Gummed Tape Dispenser -- has 12 gauge, all metal, uni-body chassis construction. Its 70 oz. water bottle means fewer refills. Features a stainless steel guillotine style cutter for long life and minimal cleaning. Easy pull handle for variable tape lengths: 5" - 36" in a single pull. Longer lengths by additional pull. The handle returns itself and tape is cut off automatically. Designed for non-reinforced gummed paper tape or reinforced gummed paper tape 1 1/2" to 3" wide.

Electric Gummed Tape Dispenser -- 12 gauge, all metal construction, powder coated gray. 10 pre-set lengths and option for custom lengths from 5" to 99" in 1" increments. 70 oz. water bottle increases production up-time. "Open Basket" design allows for easy viewing of remaining tape roll and easy drop-in reloading. Accommodates up to 1,000' rolls...max. roll diameter is 9". Certified to CE and UL 60950; CSA22.2. FOB Shipping Point.



Manual



Electric

Product No.	Description	Wt. (lbs.)	Price Ea.
HMARSHTDH	Manual	21	\$423.93
HMARSHTDE110	Electric	25	1,207.82



SUPER-TOUGH
filament tape.

Heavy-Duty Fiberglass Reinforced Tape

- Extra thick, extra tensile strength for superior gripping power.

Where loads are super-heavy, use this super-strong tape. Self adhesive. Applies easily with all-metal dispenser. FOB Shipping Point.

Product No.	Roll Size	Mil	Tensile Strength (lbs./in.)	No. Rolls/Case	Wt. (lbs.)	Price Per Roll		
						1 - 2 Cases	3 - 4 Cases	5+ Cases
H4180-1/2	1/2" x 60 yds.	5.5	159	72	18	\$3.25	\$2.99	\$2.78
H4180-3/4	3/4" x 60 yds.	5.5	159	48	18	4.88	4.49	4.17
H4180-1	1" x 60 yds.	5.5	159	36	18	6.50	5.99	5.56
H4180-2	2" x 60 yds.	5.5	159	24	18	13.00	11.98	11.12

Please order case quantities only.

Metal Filament Tape Dispenser



Long-wearing dispenser cuts tough filament fibers cleanly, easily. Comfortable grip for all day use. FOB Shipping Point.

Product No.	Fits Roll Sizes	Wt. (lbs.)	1 - 2	Price Ea.	3 - 4	5+
HTDGF101	3/8" - 1"	1	\$9.56	\$8.81	\$8.18	
HTDGF210	2"	1	12.52	11.54	10.72	

Kraft Sealing Tape

- Reliable gummed sealing tape.
- Popular sealing tape over the years, this kraft tape secures cartons easily.

Your choice of two strength capacities. Regular 60 lb. Kraft for medium weight boxes and 3-way glass reinforced for heavy-duty use. Applies efficiently with dispenser. FOB Shipping Point.



Product No.	Color	Roll Size	Description	No. Roll Per Case	Wt. (lbs) Case	Price Per Roll		
						1-2 Ca.	3-4	5+ Ca.
HC360GT	Natural	3" x 600'	Regular	10	35	\$9.82	\$9.04	\$8.40
HC360GTW	White	3" x 600'	Regular	10	35	12.60	11.61	10.79
HC3375NA	Natural	3" x 375'	Reinforced	8	23	11.05	10.18	9.46
HC3375NAW	White	3" x 375'	Reinforced	8	23	13.78	12.70	11.79
HC212360NA	Natural	2 1/2" x 360'	Reinforced	10	23	8.84	8.15	7.57
HC212360W	White	2 1/2" x 360'	Reinforced	10	23	11.03	10.16	9.44
HC3450NA	Natural	3" x 450'	Reinforced	10	32	11.07	10.20	9.47
HC3450NAW	White	3" x 450'	Reinforced	10	32	15.54	14.32	13.30
HC121450NA	Natural	2 1/2" x 450'	Reinforced	12	32	11.09	10.22	9.49
HC121450W	White	2 1/2" x 450'	Reinforced	12	32	12.95	11.93	11.08

Please order case quantities only.

TAPES



Aisle Marking TAPE

- Safe and attention-getting indication of aisles, machinery, doors or stairs.
- Prevent accidents and injury with this bright colored tape.

Durable vinyl material stands up to heavy vehicle and foot traffic. Meets O.S.H.A. color standards. FOB Shipping Point.

Product No.	Color	Roll Size	No. Rolls per Case	Wt. (lbs.) Case	1-2 Cases	Price Per Roll 3-4 Cases	5+ Cases
H88Y/B-236	Yellow/Black	2" x 36 yds.	12	15	\$16.29	\$15.01	\$13.94
H88Y/B-336	Yellow/Black	3" x 36 yds.	8	15	24.44	22.52	20.91
H88B/W-236	Black/White	2" x 36 yds.	12	15	16.29	15.01	13.94
H88B/W-336	Black/White	3" x 36 yds.	8	15	24.44	22.52	20.91
H88R/W-236	Red/White	2" x 36 yds.	12	15	17.99	16.58	15.40
H88R/W-336	Red/White	3" x 36 yds.	8	15	26.99	24.87	23.10

Please order case quantities only.

A) Deluxe Floor Tape Applicator

- Accurately and securely apply working tape to floor.
- Smooth, easily use this applicator for floor marking tape.

Applicator head adjusts to apply tape in circular directions. Rear stabilizer adjusts right and left to allow for exact working to walls and pallet racks. Holds tape rolls with a 3" core and widths from 1" to 4 1/2" maximum.

Measures 16"W. x 30"L. x 35"H. FOB Shipping Point.

HTPA-20 Wt. 21 (lbs.) Price Ea. \$268.00




(A) HTPA-20

B) Economy Floor Tape Applicator

Designed to apply tape as you walk. Solid steel construction with comfortable hand grips and durable rubber wheels allow for easy operation and maintenance. Features a soft rubber applicator head. Holds tape rolls with a 3" diameter core and widths between 1" minimum to 4" maximum.

HTPA-10 Wt. 15 (lbs.) Price Ea. \$132.00

(B) HTPA-10



All Purpose Masking Tape

- A low-cost, high quality tape for all-purpose use.
- A valuable office aid — perfect for light duty use around the warehouse or shipping area.

Strong natural crepe paper is saturated with a rubber base for added adhesive power. Can be easily written on.

FOB Shipping Point.

STRONG natural crepe paper.



Product No.	Roll Size	Mil	No. Rolls Per Case	Wt. (lbs.) Case	1-2 Cases	Price Per Roll 3-4 Cases	5+ Cases
H4121-1/2	1/2" x 60 yds.	5.5	72	14	\$1.94	\$1.79	\$1.66
H4121-3/4	3/4" x 60 yds.	5.5	48	15	2.26	2.08	1.93
H4121-1	1" x 60 yds.	5.5	36	15	2.81	2.59	2.40
H4121-1 1/2	1 1/2" x 60 yds.	5.5	24	12	4.23	3.90	3.62
H4121-2	2" x 60 yds.	5.5	24	17	5.62	5.18	4.81
H4121-3	3" x 60 yds.	5.5	12	14	8.43	7.77	7.21

Please order case quantities only.

Carton Sealing TAPE

- Self-adhesive tape applies easily by hand.
- Strong gripping power to seal boxes tightly.
- Simple to apply by hand...tears easily. FOB Shipping Point.



Product No.	Roll Size	No. Roll Per Case	Wt. (lbs) Case	Price Per 1-2 Cs.	3-4 Cs.	5+ Cs.
H4134-2	2" x 60 yds.	24	17	\$8.78	\$8.09	\$7.51
H4134-3	3" x 60 yds.	16	14	13.12	12.09	11.23

Please order by case quantities only.

Label Protection TAPE

- Protect shipping labels against damage.
- A low-cost way to ensure your packages arrive.

Label protection tape protects labels against smudging, tearing or moisture. Strong 1.8 mils. thick for extra protection. Transparent. FOB Shipping Point.



Product No.	Roll Size	No. Roll Per Case	Wt. (lbs) Case	Price Per 1-2 Cs.	3-4 Cs.	5+ Cs.
H4238-4	4" x 72 yds.	18	14	\$6.47	\$5.96	\$5.53
H4238-6	6" x 72 yds.	12	13	9.70	8.94	8.30

Table Top Dispenser

Designed for fast, easy tape application. Built for endurance.

Product No.	For Tape Width	Wt. (lbs.)	1-2	Price Ea. 3-4	5+
HGF400	4"	4	\$36.28	\$33.43	\$31.04
HGF600	5" & 6"	4	45.36	41.79	38.81

SPECIAL TAPES

All-Purpose DUCT TAPE

- For repair, sealing, maintenance or color coding, Duct Tape does it all.
- Super-adhesive strength, grips to about everything.


Tough, durable and hand-tearable, Duct Tape is the one tape no one should be without. Available in 8 vivid colors for color coding, or organization — Silver, Olive Drab, Black, White, Red, Blue, Green and Brown — please specify. FOB Shipping Point.

Product No.	Roll Size	No. Rolls Per Case	Wt. (lbs.) Case	Price Per Roll		
				1-2 Cs.	3-4 Cs.	5+ Cs.
H2DUCT-SILVER	2" x 60 yds.	24	41	\$9.01	\$8.30	\$7.71
H2DUCT-COLOR	2" x 60 yds.	24	41	12.17	11.21	10.41

Please order in case quantities only.



Choose from 8 COLORS.



Packing List POUCH TAPE

- Keeps invoices and packing lists clean and smudge-free.
- Secure and protect documents to shipping cartons.

Tough pouch is a clear non-stick area surrounded by an adhesive red border. Ideal as a storage pocket for in-plant paperwork. Applies easily with dispenser. FOB Shipping Point.



Product No.	Roll Size	Pocket Size	No. Pouches Per Roll	No. Rolls Per Case	Wt. (lbs.) Case	Price Per Roll		
						1-2 Cs.	3-4 Cs.	5+ Cs.
H190-5	5" x 167'	4 x 5"	500	10	18	\$29.98	\$27.63	\$25.66
H190-6	6" x 167'	5 x 6"	500	10	18	32.94	30.35	28.18

Table Top Dispenser

HGF400 For 4"W tape Price Ea. \$36.28 1-2; \$33.43 3-4; \$31.04 5+

HGF600 For 5" and 6"W tape Price Ea. \$45.36 1-2; \$41.79 3-4; \$38.81 5+

Please order case quantities only.

Colored Vinyl TAPE

- Brilliant colored tape is perfect for safety marking, color coding or sealing.
- Highly comfortable vinyl.

Choose from 10 colors for every type of identification job or sealing work. Highly comfortable 5.5 mil vinyl... resists moisture, chemicals, oil, acids and abrasions. Available in Red, Black, Yellow, White, Blue, Green, Orange, Brown, Gray or Clear — please specify. FOB Shipping Point.



Product No.	Roll Size	No. Rolls Per Case	Wt. (lbs.) Case	Price Per Roll		
				1-2 Cs.	3-4 Cs.	5+ Cs.
H44-01	1" x 36 yds.	48	22	\$4.56	\$4.20	\$3.90
H44-02	2" x 36 yds.	24	22	8.84	8.15	7.57
H44-03	3" x 36 yds.	16	22	13.23	12.19	11.32

Please order case quantities only.

Attention-Getting Printed Messages

- Your packages get the attention they deserve with these red-on-white printed messages.
- Strong 2 mil. poly tape for superior holding power.

Repeat message every 7", 275 impressions per roll. Five different helpful messages to ensure proper package handling. Applies easily with 2" dispenser. FOB Shipping Point.



PACKING LIST ENCLOSED

A H150SP-1 White w/Red

If Seal is broken or package damaged check contents before signing receipt



D H150SP-5 White w/Red

Caution! Caution!

B H150SP-2 White w/Red & Blue

FRAGILE FRAGILE

E H150SP-6 White w/Red



C H150SP-4 White w/Red

Ltr. No.	Product No.	Roll Size	No. Rolls Per Case	Wt. (lbs.) Case	Price Per Roll		
					1-2 Cs.	3-4 Cs.	5+ Cs.
A	H150SP-1	2" x 110 yds.	36	15	\$4.08	\$3.76	\$3.49
B	H150SP-2	2" x 110 yds.	36	15	4.08	3.76	3.49
C	H150SP-4	2" x 110 yds.	36	15	4.08	3.76	3.49
D	H150SP-5	2" x 110 yds.	36	15	4.08	3.76	3.49
E	H150SP-6	2" x 110 yds.	36	15	4.08	3.76	3.49

Please order in case quantities only. HTDGF213 2" dispenser Price Ea. \$8.87.

FOAM & BUBBLE PACK

Cushioning Roll Foam

Protects any size or shape item against dust and dirt. Lightweight material reduces shipping costs. CFC free. Comes in a convenient dispenser, perforated every 12". FOB Shipping Point.



- Thick 1/2" polyfoam absorbs shocks and impacts.
- Non-abrasive protection of delicate items.



Product No.	Roll Size	DISPENSER PACK			Price Per Case
		Wt. (lbs.) Case	1-3 Cases	4-8 Cases	
HFOAMPACK	12" x 175'	6	\$39.08	\$36.00	\$33.34

Ships UPS dimensional weight.

Product No.	Roll Size	Rolls/Case	ROLL ONLY		Price Per Case	9 + Cases
			Wt. (lbs.) Case	1-3 Cases		
H18FOAM4812	12" x 550'	4	35	\$244.38	\$225.15	\$209.10
H18FOAM824	24" x 550'	2	35	244.38	225.15	209.10

Ships via truck only. Please order case quantities only.

Poly Foam Bags

- Sure, worry-free protection of delicate items.
- Lightweight for reduced shipping costs.

Completely enclose valuable, breakable items in this thick 1/2" poly foam bag. Non-abrasive material. Seals staples or tape. FOB Shipping Point.



Product No.	Size	Bags Per Case	Wt. (lbs.) Case	Price Per Case		
				1 Case	2-3 Cases	4 + Cases
HPE-01	4 x 5 1/2"	2500	15	\$478.00	\$440.40	\$409.00
HPE-02	4 x 7 1/2"	1500	15	197.18	181.67	168.71
HPE-03	6 x 8 1/2"	1000	15	167.30	154.14	143.15
HPE-04	7 x 8 1/2"	500	15	95.60	88.08	81.80
HPE-05	7 x 11 1/2"	500	15	107.55	99.09	92.03
HPE-06	8 x 11 1/2"	500	15	117.11	107.90	100.21
HPE-07	8 x 15 1/2"	250	15	90.82	83.68	77.71
HPE-08	8 x 17 1/2"	250	15	102.77	94.69	87.94
HPE-09	10 x 15 1/2"	250	15	117.11	107.90	100.21
HPE-10	12 x 11 1/2"	250	15	131.45	121.11	112.48
HPE-11	12 x 15 1/2"	200	15	86.04	79.27	73.62
HPE-12	12 x 23 1/2"	100	15	88.43	81.47	75.67
HPE-13	15 x 17 1/2"	100	15	81.26	74.87	69.53
HPE-14	18 x 23 1/2"	100	15	90.82	83.68	77.71

Please order case quantities only.

Air Bubble Bags

- Air bubble construction guards against bursts or punctures.
- Transparent for see-thru identification.

Ensure the best protection of delicate items, sensitive components or glassware. Superior cushioning ability with superior strength. Smooth insides for easy use. Bubbles outside for non-slip handling. Sealable with pull-away pressure sensitive adhesive tape.



Product No.	Size	Bags Per Case	Wt. (lbs.) Case	Price Per Case		
				1 Case	2-3 Cases	4 + Cases
H4512BBSS	4 x 5 1/2"	1500	23	\$167.40	\$154.23	\$143.23
H4712BBSS	4 x 7 1/2"	1100	16	124.11	114.35	106.20
H6812BBSS	6 x 8 1/2"	650	15	103.51	95.37	88.57
H7812BBSS	7 x 8 1/2"	550	15	97.63	89.95	83.54
H71112BBSS	7 x 11 1/2"	400	18	93.40	86.05	79.92
H81112BBSS	8 x 11 1/2"	350	16	83.12	76.59	71.13
H81512BBSS	8 x 15 1/2"	300	17	87.50	80.62	74.87
H81712BBSS	8 x 17 1/2"	250	15	78.27	72.12	66.97
H101512BBSS	10 x 15 1/2"	250	15	82.14	75.68	70.29
H121112BBSS	12 x 11 1/2"	250	17	80.35	74.03	68.75
H121512BBSS	12 x 15 1/2"	200	16	78.46	72.29	67.14
H122312BBSS	12 x 23 1/2"	150	18	82.43	75.95	70.53
H151712BBSS	15 x 17 1/2"	150	15	84.03	77.42	71.90
H182312BBSS	18 x 23 1/2"	100	15	76.84	70.79	65.75

Ships UPS dimensional weight. Please order case quantities only.

Protective Bubble Pack

- Float your fragile, breakable contents on a cushion of sealed air bubbles... eliminates damage during transit.
- Super protection of fragile contents against breakage.

Ends messy and expensive paper fillers... provides easy product identification. Lightweight for freight savings. Rolls are perforated every 12" for easy tear off. Comes in a convenient dispenser carton. 3/8" bubbles for heavier items, 1/2" bubbles for surface protection and interleaving. FOB Shipping Point.



Product No.	Roll Size	Bubble Height	Wt. (lbs.) Case	Price Per Case		
				1-3 Cases	4-8 Cases	9 + Cases
HBUBPACK	12" x 175'	3/8"	5	\$36.11	\$33.27	\$30.90
HBUBPACK516	12" x 100'	3/8"	4	28.11	25.90	24.05
HBUBPACK24	24" x 175'	3/8"	8	68.55	63.15	58.65
HBUBPACK24516	24" x 100'	3/8"	7	53.32	49.13	45.62

Ships UPS dimensional weight.

Bubble Film Rolls

- Air bubble construction absorbs heavy impact.
- Wraps around odd-shaped items.

Bubble film rolls help keep your delicate items intact.

Lightweight for reduced shipping costs.

Completely reusable. Conveniently cross-perforated every 12" for ready-made sheets. FDA approved. Ships via truck only. FOB Shipping Point.

Product No.	Roll Size	Bubble Height	No. Rolls Per Case	Wt. (lbs.) Case	Price Per Roll		
					1 Case	2-3 Cases	4 + Cases
HBUBBOX12	12" x 300'	3/8"	4	5	\$23.30	\$21.47	\$19.94
HBUBBOX24	24" x 300'	3/8"	2	9	46.61	42.94	39.88
HBUBBOX48	48" x 300'	3/8"	1	18	93.21	85.88	79.76
HBUBBOX1212	12" x 125'	1/2"	4	4	14.50	13.36	12.40
HBUBBOX1224	24" x 125'	1/2"	2	6	28.99	26.71	24.81
HBUBBOX1248	48" x 125'	1/2"	1	12	57.98	53.42	49.61

Please order case quantities only.



BINS & V-BOARD



Bin Boxes

- An affordable storage bin for efficient organization of small parts, inventory, supplies, etc.
- Designed for use on standard shelving systems.

Rugged and handsome white 200 lb. corrugated construction stands up to hard daily use. FOB Shipping Point.

HBWZ SERIES BIN BOXES

Product No.	Size W x L x H	Boxes per Case	Wt. (lbs.) Case	Price Ea.		
				1-2 Cases	3-8 Cases	9+ Cases
HBWZ2-18	2 x 18 x 4½"	50	8	\$0.56	\$0.51	\$0.48
HBWZ3-18	3 x 18 x 4½"	50	11	0.58	0.53	0.49
HBWZ4-18	4 x 18 x 4½"	50	13	0.64	0.59	0.55
HBWZ6-18	6 x 18 x 4½"	50	13	0.77	0.71	0.66
HBWZ8-18	8 x 18 x 4½"	50	17	0.87	0.80	0.75
HBWZ11-18	11 x 18 x 4½"	50	21	1.05	0.97	0.90
HBWZ8-18-7	8 x 18 x 7"	50	24	1.40	1.29	1.20
HBWZ11-18-10	11 x 18 x 10"	50	29	2.19	2.01	1.87

HMT SERIES BIN BOXES

Product No.	Size W x L x H	Boxes per Case	Wt. (lbs.) Case	Price Ea.		
				1-2 Cases	3-8 Cases	9+ Cases
HMT2-12	2 x 12 x 4½"	50	6	0.43	0.40	0.37
HMT4-12	4 x 12 x 4½"	50	9	0.54	0.50	0.46
HMT7-12	7 x 12 x 4½"	50	12	0.68	0.63	0.58
HMT8-12	8 x 12 x 4½"	50	13	0.68	0.63	0.58
HMT10-12	10 x 12 x 4½"	50	15	0.79	0.73	0.68
HMT8-12-7	8 x 12 x 7"	50	21	1.24	1.14	1.06

HBIN SERIES BIN BOXES

Product No.	Size W x L x H	Boxes per Case	Wt. (lbs.) Case	Price Ea.		
				1-2 Cases	3-8 Cases	9+ Cases
HBIN2-9	2 x 9 x 4½"	50	4	0.41	0.37	0.35
HBIN4-6	4 x 6 x 3"	50	5	0.28	0.26	0.24
HBIN4-9	4 x 9 x 4½"	50	8	0.50	0.46	0.43
HBIN6-9	6 x 9 x 4½"	50	12	0.55	0.51	0.47
HBIN8-9	8 x 9 x 4½"	50	13	0.65	0.60	0.56
HBIN12-9	12 x 9 x 4½"	50	15	0.80	0.74	0.68

Please order case quantities only.



Stak-On Bin Boxes

- Stackable storage boxes save space.
- Utilize wasted space with these durable and handsome 200 lb. test white corrugated bin boxes.

Ideal for organization of small parts, supplies or tools. Assembles in seconds without tape or staples. FOB Shipping Point.

STAK-ON BIN BOXES

Product No.	Size W x L x H	Boxes per Case	Wt. (lbs.) Case	Price Ea.		
				1-2 Cases	3-8 Cases	9+ Cases
HB-212	2 x 12 x 4½"	50	11	\$0.65	\$0.60	\$0.56
HB-412	4 x 12 x 4½"	50	14	0.86	0.79	0.74
HB-712	7 x 12 x 4½"	50	20	1.11	1.02	0.95
HB-912	9 x 12 x 4½"	50	23	1.29	1.19	1.10
HB-1212	12 x 12 x 4½"	50	29	1.54	1.42	1.31
HB-418	4 x 18 x 4½"	50	20	1.06	0.98	0.91
HMB-718	7 x 18 x 4½"	50	26	1.36	1.25	1.16

Please order case quantities only.

Pallet Load Protection V-Board

- Economical protect pallet loads against jars, shifting and damage.
- Rugged corrugated construction withstands heavy jolts and rough abuse.
- Prevents banding from cutting into pallet load contents. FOB Shipping Point.

PALLET LOAD PROTECTION V-BOARD

Product No.	Size	Thickness	Qty. Case	Wt. (lbs.) Case	Price Per Case		
					1-2 Cs.	3-4 Cs.	5+ Cs.
HP2224CB12	2 x 2 x 24"	0.120	50	12.0	\$14.84	\$13.67	\$12.70
HP2230CB12	2 x 2 x 30"	0.120	50	15.0	17.81	16.40	15.24
HP2236CB12	2 x 2 x 36"	0.120	50	18.0	20.79	19.16	17.79
HP2236CB16	2 x 2 x 36"	0.160	50	31.5	27.25	25.10	23.31
HP2236CB225	2 x 2 x 36"	0.225	50	43.5	39.44	36.33	33.74
HP2240CB12	2 x 2 x 40"	0.120	50	20.0	22.80	21.01	19.51
HP2248CB12	2 x 2 x 48"	0.120	50	24.0	26.67	24.57	22.82
HP252524CB16	2½ x 2½ x 24"	0.160	50	25.0	44.93	41.40	38.45
HP252530CB16	2½ x 2½ x 30"	0.160	50	31.5	29.16	26.86	24.95
HP252536CB12	2½ x 2½ x 36"	0.120	50	27.0	27.96	25.76	23.93
HP252536CB16	2½ x 2½ x 36"	0.160	50	37.5	34.42	31.71	29.45
HP252536CB225	2½ x 2½ x 36"	0.225	50	52.5	45.89	42.28	39.26
HP252540CB16	2½ x 2½ x 40"	0.160	50	42.0	37.91	34.92	32.43
HP21221248CB16	2½ x 2½ x 48"	0.160	50	50.0	44.93	41.40	38.45
HP3324CB225	3 x 3 x 24"	0.225	50	44.0	38.00	35.01	32.52
HP3330CB225	3 x 3 x 30"	0.225	50	55.5	46.75	43.07	40.00
HP3336CB120	3 x 3 x 36"	0.120	50	34.5	30.11	27.75	25.77
HP3336CB160	3 x 3 x 36"	0.160	50	46.5	40.15	36.99	34.36
HP3336CB225	3 x 3 x 36"	0.225	50	66.0	55.93	51.53	47.85
HP3340CB225	3 x 3 x 40"	0.225	50	73.5	60.23	55.49	51.53
HP3348CB225	3 x 3 x 48"	0.225	50	88.0	73.28	67.51	62.70



WHITE MAILERS

White Mailers

- Super strong...literally crushproof!
- Guarantee safe arrival of valuable contents with these super tough mailers.

Made of strong 200 lb. test corrugated... stand up to rough shipping. Assemble without tape or glue. Attractive white finish. Shipped flat. FOB Shipping Point.



Stands up to
ROUGH Shipping

Product No.	Size L x W x H	No. Boxes Per Case	Wt. (lbs.) Case	1-4 Cases	Price Ea. 5-8 Cases	9+ Cases
HB322	3 x 2 x 2"	50	6	\$0.14	\$0.13	0.12
HB331	3 x 3 x 1"	50	7	0.20	0.18	0.17
HB332	3 x 3 x 2"	50	8	0.26	0.24	0.22
HB333	3 x 3 x 3"	50	10	0.25	0.23	0.21
HB422	4 x 2 x 2"	50	7	0.16	0.15	0.14
HB432	4 x 3 x 2"	50	9	0.22	0.21	0.19
HB433	4 x 3 x 3"	50	12	0.26	0.24	0.23
HB442	4 x 4 x 2"	50	12	0.32	0.29	0.27
HB443	4 x 4 x 3"	50	14	0.37	0.34	0.31
HB444	4 x 4 x 4"	50	14	0.38	0.35	0.33
HB1	4 1/2 x 4 1/2 x 2"	50	13	0.36	0.33	0.31
HB5	4 1/2 x 4 1/2 x 2 1/2"	50	14	0.38	0.35	0.33
HB2	4 1/2 x 4 1/2 x 3 1/2"	50	18	0.45	0.41	0.38
HB522	5 x 2 x 2"	50	8	0.18	0.17	0.15
HB532	5 x 3 x 2"	50	11	0.24	0.22	0.21
HB533	5 x 3 x 3"	50	14	0.29	0.27	0.25
HB542	5 x 4 x 2"	50	14	0.32	0.30	0.27
HB543	5 x 4 x 3"	50	17	0.40	0.37	0.34
HB544	5 x 4 x 4"	50	18	0.42	0.38	0.36
HB553	5 x 5 x 3"	50	20	0.50	0.46	0.43
HB554	5 x 5 x 4"	50	22	0.56	0.52	0.48
HB5OL	5 1/2 x 3 1/2 x 3 1/2"	50	17	0.39	0.36	0.33
HB622	6 x 2 x 2"	50	9	0.20	0.18	0.17
HBRX-1L	6 x 2 1/2 x 1"	50	8	0.70	0.65	0.60
HBRX-2L	6 x 2 1/2 x 1 1/2"	50	10	0.21	0.19	0.18
HBRX-3L	6 x 2 1/2 x 2 1/2"	50	12	0.24	0.22	0.20
HB632	6 x 3 x 2"	50	12	0.27	0.25	0.23
HBC	6 x 3 x 2 1/2"	50	12	0.33	0.31	0.29
HB633	6 x 3 x 3"	50	16	0.32	0.29	0.27
HB642	6 x 4 x 2"	50	15	0.35	0.32	0.30
HB643	6 x 4 x 3"	50	19	0.42	0.39	0.36
HB644	6 x 4 x 4"	50	22	0.47	0.43	0.40
HBRX-1X	6 1/2 x 2 1/2 x 1"	50	8	0.19	0.17	0.16
HBRX-2X	6 1/2 x 2 1/2 x 1 1/2"	50	10	0.23	0.21	0.20
HB631	6 1/2 x 3 1/2 x 1"	50	11	0.23	0.22	0.20
HBRX-1XL	6 1/2 x 3 1/2 x 1 1/2"	50	12	0.26	0.24	0.22
HBRX-4X	6 1/2 x 3 1/2 x 2 1/2"	50	16	0.35	0.32	0.30
HBRX-5X	6 1/2 x 4 1/2 x 2 1/2"	50	19	0.46	0.42	0.39
HBRX-6X	6 1/2 x 4 1/2 x 2 3/4"	50	21	0.53	0.49	0.45
HPB4	6 1/2 x 4 1/2 x 3 1/4"	50	25	0.56	0.52	0.48

Product No.	Size L x W x H	No. Boxes Per Case	Wt. (lbs.) Case	1-4 Cases	Price Ea. 5-8 Cases	9+ Cases
HB722	7 x 2 x 2"	50	10	\$0.26	0.24	0.22
HB732	7 x 3 x 2"	50	13	0.28	0.26	0.24
HB733	7 x 3 x 3"	50	17	0.34	0.31	0.29
HB742	7 x 4 x 2"	50	17	0.36	0.34	0.31
HB743	7 x 4 x 3"	50	21	0.44	0.41	0.38
HB744	7 x 4 x 4"	50	23	0.52	0.48	0.44
HB754	7 x 5 x 4"	50	35	0.63	0.58	0.54
HB3	7 1/2 x 5 x 3"	50	24	0.54	0.50	0.47
HBIBM-250	7 1/2 x 3 1/2 x 1 3/4"	50	14	0.32	0.29	0.27
HBIBM-5C	7 1/2 x 3 1/2 x 3 1/4"	50	21	0.42	0.39	0.36
HB832	8 x 3 x 2"	50	14	0.30	0.28	0.26
HB833	8 x 3 x 3"	50	18	0.37	0.34	0.32
HB842	8 x 4 x 2"	50	18	0.40	0.36	0.34
HB843	8 x 4 x 3"	50	22	0.49	0.45	0.42
HB844	8 x 4 x 4"	50	27	0.55	0.51	0.47
HB922	9 x 2 x 2"	50	12	0.43	0.40	0.37
HB933	9 x 3 x 3"	50	19	0.40	0.36	0.34
HB943	9 x 4 x 3"	50	23	0.52	0.47	0.44
HB944	9 x 4 x 4"	50	23	0.58	0.54	0.50
HB1022	10 x 2 x 2"	50	13	0.31	0.29	0.27
HB1032	10 x 3 x 2"	50	16	0.36	0.34	0.31
HB1033	10 x 3 x 3"	50	20	0.43	0.39	0.36
HB1042	10 x 4 x 2"	50	20	0.47	0.43	0.40
HB1043	10 x 4 x 3"	50	25	0.51	0.47	0.44
HB1044	10 x 4 x 4"	50	30	0.58	0.53	0.50
HB6	10 x 4 1/2 x 3 3/4"	50	33	0.71	0.66	0.61
HB	11 1/2 x 3 1/2 x 3 1/2"	50	27	0.56	0.51	0.48
HB7	12 x 3 1/2 x 3"	50	25	0.52	0.48	0.45
HB1244	12 x 4 x 4"	50	26	0.68	0.63	0.58
HBL	13 1/2 x 3 1/2 x 3 1/2"	50	31	0.61	0.57	0.53
HB84	17 1/2 x 3 1/2 x 3 1/2"	50	21	0.71	0.65	0.61
HB2733	27 1/2 x 3 1/2 x 3 1/2"	50	26	1.02	0.94	0.88
HB3644	36 1/2 x 4 1/2 x 4"	50	43	1.54	1.42	1.32

Please order case quantities only.

Handsome Literature Mailers

- Protective 200 lb. white corrugated material.
- Your packages of flyers, price lists, catalogs, stationery, etc., arrive safely, crisply with these attractive literature mailers.
- Assemble without tape, staples or glue. Shipped flat. FOB Shipping Point.



Adjustable Bookfold Mailers

- Reduce box inventory with this adjustable mailer.
- Ship books, papers, documents, magazines, photos, safely and inexpensively with these durable corrugated mailers.

Scored in 1/2" increments for adjustable depth folding...folds in seconds. Handsome white corrugated finish. Shipped flat. FOB Shipping Point.



Product No.	Size L x W x H	Stores	No. Boxes Per Case	Wt. (lbs.) Case	1-2 Cases	Price Ea. 3-4 Cases	5+ Cases
HMC-1	7 1/2 x 7 1/2 x 1 1/2"	Tract size	50	18	\$0.47	\$0.43	\$0.40
HIBM-1M	7 1/2 x 7 x 3 1/2"	Up to 1,000 IBM cards	50	16	0.85	0.79	0.73
HIBM-2M	7 1/2 x 14 x 3 1/2"	Up to 2,000 IBM cards	50	26	0.98	0.90	0.84
H962	9 x 6 1/2 x 2 1/2"	Digest size	50	14	0.74	0.68	0.63
H1162	11 x 6 1/2 x 2 1/2"	Pamphlet size	50	16	0.85	0.78	0.72
H1182	11 1/2 x 8 1/2 x 2"	Letter size	50	17	0.85	0.78	0.73
H1182D	11 1/2 x 8 1/2 x 2 1/2"	Letter size	50	17	0.91	0.84	0.78
H1183	11 1/2 x 8 1/2 x 3"	Letter size	50	21	1.07	0.99	0.92
H1184	11 1/2 x 8 1/2 x 4"	Letter size	50	24	1.33	1.22	1.13
H3RB	11 3/4 x 10 1/2 x 2 1/2"	Up to 2" ring binder	50	22	0.98	0.90	0.84
H1292	12 1/2 x 9 1/2 x 2"	Booklets	50	19	0.88	0.81	0.75
H1294	12 1/2 x 9 1/2 x 4"	Large catalogs	50	26	1.45	1.34	1.24
HIBM-5500	15 1/2 x 11 1/2 x 2"	Computer Reports	50	25	1.11	1.03	0.95
HIBM-S1000	15 1/2 x 11 1/2 x 4"	Computer Reports	50	35	1.79	1.65	1.53

Please order case quantities only.

Product No.	Size L x W x H	Stores	No. Boxes Per Case	Wt. (lbs.) Case	1-2 Cases	Price Ea. 3-4 Cases	5+ Cases
H961	9 1/2 x 6 1/2 x 1 1/2"	Digest Size	50	14	\$0.45	\$0.41	\$0.38
H1081	10 1/2 x 8 1/2 x 1 1/2"	Books	50	17	0.59	0.55	0.51
H10101	10 1/2 x 10 1/2 x 1 1/2"	Plates	50	17	0.67	0.62	0.57
H1181	11 1/2 x 8 1/2 x 1"	Letter Size	50	24	0.57	0.52	0.49
H1BK	11 1/2 x 8 1/2 x 1 1/2 & 2"	Letter size	50	22	0.69	0.63	0.59
H1291	12 1/2 x 9 1/2 x 1"	Magazines	50	19	0.56	0.52	0.48
H2BK	12 1/2 x 9 1/2 x 1 1/2 & 2"	Magazines	50	26	0.76	0.70	0.65
H12121	12 1/2 x 12 1/2 x 1"	Magnetic Tapes	50	25	0.89	0.82	0.76
H1491	14 1/2 x 8 1/2 x 1"	Legal Size	50	25	0.81	0.65	0.61
HIBM-ROS	15 x 11 1/2 x 1 1/2 & 2"	Computer Reports	50	25	1.08	1.00	0.92
H4BK	17 1/2 x 14 1/2 x 1 1/2 & 2"	Computer Reports	50	35	1.41	1.30	1.20

Please order case quantities only.

CORRUGATED CARTONS

Corrugated Shipping Cartons

- Heavy corrugated construction stands up to rough postal or truck shipping.
- Tough 200 lb. (32 ECT) test corrugated provides excellent protection of valuable contents.

Absorbs heavy shocks and jolts. Handsome brown finish for a good appearance. Boxes are combinable for quantity discounts. Additional sizes available. Call for quote. FOB Shipping Point.



Product No.	Size L x W x H	No. Boxes Per Case	Wt. (lbs.) Case	Price Ea.		
				1-4 Cs.	5-8 Cs.	9 + Cs.
HP4Q	4 x 4 x 4"	25	4	\$0.31	\$0.29	\$0.27
HP5Q	5 x 5 x 5"	25	6	0.36	0.33	0.31
HP644	6 x 4 x 4"	25	5	0.33	0.31	0.29
HP664	6 x 6 x 4"	25	7	0.33	0.31	0.29
HP6Q	6 x 6 x 6"	25	8	0.39	0.36	0.34
HP754	7 x 5 x 4"	25	6	0.36	0.33	0.31
HP775	7 x 7 x 5"	25	9	0.49	0.45	0.42
HP7712	7 x 7 x 12"	25	13	0.56	0.52	0.48
HP864	8 x 6 x 4"	25	7	0.37	0.34	0.32
HP866	8 x 6 x 6"	25	9	0.49	0.45	0.42
HP884	8 x 8 x 4"	25	10	0.53	0.49	0.45
HP886	8 x 8 x 6"	25	12	0.56	0.52	0.48
HP8Q	8 x 8 x 8"	25	13	0.57	0.52	0.49
HP955	9 x 5 x 5"	25	7	0.37	0.34	0.32
HP995	9 x 9 x 5"	25	13	0.62	0.57	0.53
HP9Q	9 x 9 x 9"	25	16	0.70	0.65	0.60
HP1064	10 x 6 x 4"	25	8	0.41	0.37	0.35
HP1066	10 x 6 x 6"	25	10	0.50	0.46	0.43
HP1086	10 x 8 x 6"	25	13	0.58	0.53	0.49
HP1088	10 x 8 x 8"	25	14	0.61	0.56	0.52
HP10105	10 x 10 x 5"	25	15	0.65	0.59	0.55
HP10106	10 x 10 x 6"	25	16	0.69	0.64	0.59
HP10108	10 x 10 x 8"	25	18	0.80	0.73	0.68
HP10Q	10 x 10 x 10"	25	20	0.82	0.76	0.70
HP11810	11 1/2 x 8 1/2 x 10"	25	18	0.80	0.74	0.68
HP1184	11 1/2 x 8 1/2 x 4 1/2"	25	14	0.60	0.55	0.51
HP1188	11 1/2 x 8 1/2 x 8 1/2"	25	18	0.76	0.70	0.65
HP1244	12 x 4 x 4"	25	5	0.49	0.45	0.42
HP1264	12 x 6 x 4"	25	9	0.48	0.44	0.41
HP1266	12 x 6 x 6"	25	11	0.56	0.52	0.48
HP1286	12 x 8 x 6"	25	14	0.61	0.56	0.52
HP1288	12 x 8 x 8"	25	16	0.69	0.64	0.59
HP12104	12 x 10 x 4"	25	15	0.67	0.62	0.57
HP12106	12 x 10 x 6"	25	17	0.76	0.70	0.65
HP12108	12 x 10 x 8"	25	19	0.85	0.78	0.73
HP121010	12 x 10 x 10"	25	21	0.89	0.82	0.76
HP12125	12 x 12 x 5"	25	17	0.83	0.77	0.71
HP12126	12 x 12 x 6"	25	21	0.88	0.81	0.76
HP12128	12 x 12 x 8"	25	23	0.98	0.90	0.84
HP121210	12 x 12 x 10"	25	25	1.07	0.99	0.92
HP12Q	12 x 12 x 12"	25	28	1.15	1.06	0.98
HP13115	13 x 11 x 5"	25	19	0.80	0.74	0.69
HP13121312712	13 1/2 x 13 1/2 x 7 1/2"	25	27	1.15	1.06	0.98
HP13341014918	13 1/2 x 10 1/2 x 9 1/8"	25	22	0.95	0.87	0.81
HP1466	14 x 6 x 6"	25	12	0.60	0.55	0.51
HP1486	14 x 8 x 6"	25	17	0.67	0.62	0.57
HP1488	14 x 8 x 8"	25	19	0.76	0.70	0.65
HP14108	14 x 10 x 8"	25	21	0.88	0.81	0.76
HP141010	14 x 10 x 10"	25	23	0.98	0.90	0.84
HP14116	14 x 11 x 6"	25	21	0.87	0.80	0.74
HP141210	14 x 12 x 10"	25	27	1.16	1.07	0.99
HP141212	14 x 12 x 12"	25	28	1.26	1.16	1.07
HP14146	14 x 14 x 6"	25	27	1.13	1.04	0.97
HP14148	14 x 14 x 8"	25	29	1.19	1.09	1.02
HP141410	14 x 14 x 10"	25	31	1.29	1.19	1.10
HP141412	14 x 14 x 12"	25	34	1.40	1.29	1.20
HP14Q	14 x 14 x 14"	25	37	1.54	1.42	1.31
HP15116	15 x 11 x 6"	25	21	0.89	0.82	0.76
HP151210	15 x 12 x 10"	25	29	1.19	1.10	1.02
HP15156	15 x 15 x 6"	25	31	1.23	1.13	1.05
HP151510	15 x 15 x 10"	20	35	1.46	1.34	1.25
HP1686	16 x 8 x 6"	25	17	0.73	0.67	0.62
HP1688	16 x 8 x 8"	25	19	0.83	0.76	0.71
HP16106	16 x 10 x 6"	25	20	0.85	0.78	0.73
HP16108	16 x 10 x 8"	25	23	0.95	0.88	0.81
HP161010	16 x 10 x 10"	25	25	1.06	0.97	0.90
HP16128	16 x 12 x 8"	25	27	1.13	1.04	0.97
HP161210	16 x 12 x 10"	25	29	1.24	1.14	1.06
HP161212	16 x 12 x 12"	25	32	1.30	1.20	1.11
HP161410	16 x 14 x 10"	25	35	1.36	1.26	1.17
HP16168	16 x 16 x 8"	25	34	1.48	1.37	1.27
HP161610	16 x 16 x 10"	25	39	1.59	1.46	1.36
HP161612	16 x 16 x 12"	25	42	1.65	1.52	1.41
HP16Q	16 x 16 x 16"	25	48	1.89	1.74	1.62

Product No.	Size L x W x H	No. Boxes Per Case	Wt. (lbs.) Case	Price Ea.		
				1-4 Cs.	5-8 Cs.	9 + Cs.
HP17178	17 x 17 x 8"	20	32	\$1.60	\$1.48	\$1.37
HP171714	17 x 17 x 14"	25	49	1.87	1.72	1.60
HP17Q**	17 x 17 x 17"	10	21	2.63	2.42	2.25
HP171110	17 1/2 x 11 1/2 x 10"	25	29	1.20	1.11	1.03
HP171111	17 1/2 x 11 1/2 x 11 1/2"	25	31	1.24	1.15	1.06
HP1864	18 x 6 x 4"	25	12	0.60	0.55	0.51
HP1866	18 x 6 x 6"	25	14	0.84	0.77	0.72
HP1886	18 x 8 x 6"	25	17	0.78	0.72	0.67
HP1888	18 x 8 x 8"	25	20	0.85	0.78	0.73
HP18106	18 x 10 x 6"	25	21	0.93	0.86	0.80
HP18108	18 x 10 x 8"	25	23	1.02	0.94	0.88
HP18126	18 x 12 x 6"	25	26	1.10	1.01	0.94
HP18128	18 x 12 x 8"	25	29	1.24	1.15	1.06
HP181210	18 x 12 x 10"	25	31	1.29	1.18	1.10
HP181212	18 x 12 x 12"	25	34	1.40	1.29	1.20
HP18148	18 x 14 x 8"	20	27	1.37	1.26	1.17
HP181412	18 x 14 x 12"	25	39	1.49	1.38	1.28
HP181414	18 x 14 x 14"	25	42	1.69	1.56	1.45
HP181610	18 x 16 x 10"	25	42	1.67	1.54	1.43
HP18186	18 x 18 x 6"	25	41	1.63	1.50	1.39
HP181812	18 x 18 x 12"	25	50	2.01	1.85	1.72
HP18Q	18 x 18 x 18"	20	48	2.39	2.20	2.04
HP18129	18 1/2 x 12 1/2 x 9"	25	32	1.28	1.18	1.10
HP1812121210	18 1/2 x 12 1/2 x 10"	20	27	1.36	1.25	1.16
HP181214	18 1/2 x 12 1/2 x 14"	20	39	1.58	1.45	1.35
HP20128	20 x 12 x 8"	25	30	1.25	1.15	1.07
HP201210	20 x 12 x 10"	20	27	1.36	1.26	1.17
HP201212	20 x 12 x 12"	25	36	1.49	1.37	1.28
HP201410	20 x 14 x 10"	25	30	1.58	1.46	1.35
HP201412	20 x 14 x 12"	25	34	1.67	1.54	1.43
HP201414	20 x 14 x 14"	25	41	1.83	1.68	1.56
HP201614	20 x 16 x 14"	10	25	2.03	1.87	1.74
HP202012	20 x 20 x 12"	10	22	2.33	2.15	1.99
HP202018**	20 x 20 x 18"	10	18	2.61	2.40	2.23
HP20Q**	20 x 20 x 20"	10	35	2.98	2.75	2.55
HP202026**	20 x 20 x 26"	10	41	4.89	4.50	4.18
HP221412*	22 x 14 x 12"	25	46	1.76	1.62	1.51
HP231618**	23 x 16 x 18"	10	21	2.50	2.30	2.14
HP231712**	23 x 17 x 12"	10	22	2.17	2.00	1.86
HP2466*	24 x 6 x 6"	25	18	0.84	0.77	0.72
HP24128*	24 x 12 1/2 x 8"	25	35	1.45	1.34	1.24
HP241212*	24 x 12 x 12"	25	41	1.63	1.50	1.40
HP241412*	24 x 14 x 12"	25	46	1.83	1.68	1.56
HP241612**	24 x 16 x 12"	10	21	2.10	1.93	1.80
HP241616**	24 x 16 x 16"	10	24	2.34	2.16	2.00
HP241812**	24 x 18 x 12"	10	24	2.34	2.16	2.01
HP242012**	24 x 20 x 12"	10	26	2.57	2.37	2.20
HP242020**	24 x 20 x 20"	10	33	3.24	2.98	2.77
HP242416**	24 x 24 x 16"	10	35	4.58	4.22	3.92
HP24Q**	24 x 24 x 24"	10	42	4.95	4.56	4.24
HP261816**	26 x 18 x 16"	10	28	2.61	2.40	2.23
HP262636**	26 x 26 x 36"	5	30	9.31	8.58	7.97
HP301410**	30 x 14 x 10"	10	20	1.97	1.81	1.69
HP301716**	30 x 17 x 16"	15	43	2.89	2.66	2.47
HP302020**	30 x 20 x 20"	10	39	4.06	3.74	3.48
HP3688*	36 x 8 x 8"	25	33	1.40	1.29	1.20
HP361410**	36 x 14 x 10"	10	23	2.24	2.07	1.92
HP361616**	36 x 16 x 16"	15	46	3.10	2.85	2.65
HP363540*	36 x 35 x 40"	5	48	16.73	15.41	14.32

Please order case quantities only. * Ships UPS dimensional weight.

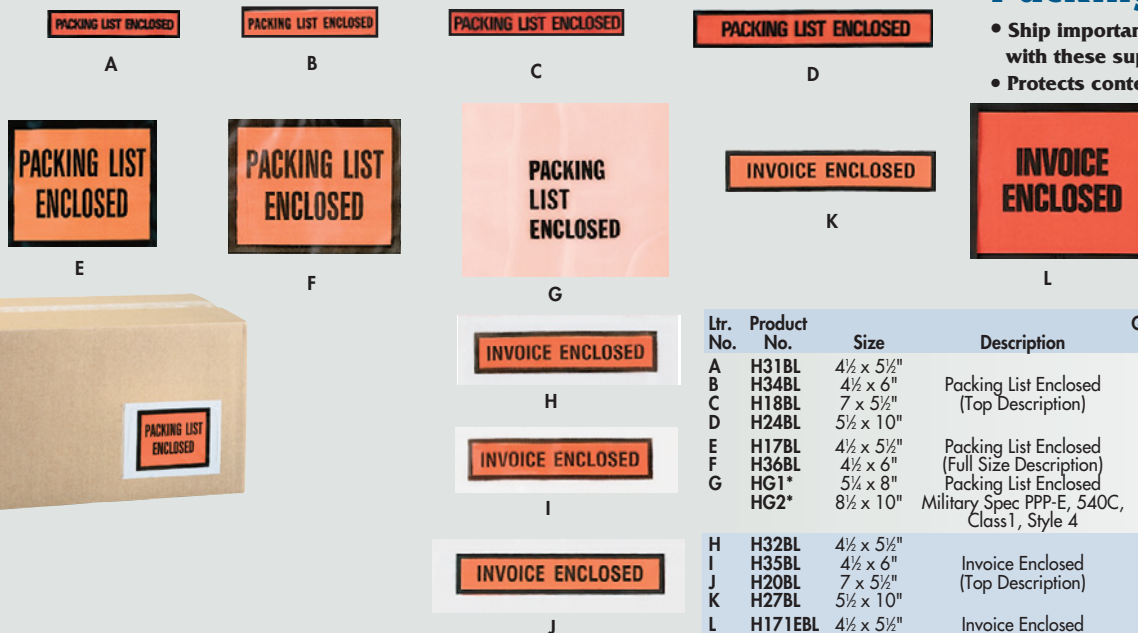
** Must ship by truck.

ENVELOPES & SHIPPING ACCESSORIES

Packing List Envelopes

- Ship important documents on the outside of cartons with these super- adhesive envelopes.
- Protects contents against moisture, dirt and damage.

Strong 3 mils. thick for tamper and tear-proof use. Completely waterproof - end loading. Speeds customer's payment and saves postage. Type is clear, bold face for easy readability. FOB Shipping Point.



Ltr. No.	Product No.	Size	Description	Qty. Per Case	Wt. (lbs.) Per Case	Price Per Case 1-2M	3-8M	9 +M
A	H31BL	4½ x 5½"		1000	8.0	\$33.24	\$30.63	\$28.45
B	H34BL	4½ x 6"	Packing List Enclosed	1000	8.5	37.26	34.33	31.88
C	H18BL	7 x 5½"	(Top Description)	1000	12.0	63.24	58.26	54.11
D	H24BL	5½ x 10"		1000	17.5	88.67	81.69	75.87
E	H17BL	4½ x 5½"	Packing List Enclosed	1000	8.0	33.24	30.63	28.45
F	H36BL	4½ x 6"	(Full Size Description)	1000	8.5	37.28	34.35	31.90
G	HG1*	5½ x 8"	Packing List Enclosed	1000	13.0	105.30	97.02	90.10
	HG2*	8½ x 10"	Military Spec PPP-E, 540C, Class1, Style 4	1000	27	250.95	231.21	214.73
H	H32BL	4½ x 5½"		1000	8.0	33.24	30.63	28.45
I	H35BL	4½ x 6"	Invoice Enclosed	1000	8.5	37.26	34.33	31.88
J	H20BL	7 x 5½"	(Top Description)	1000	12.0	63.24	58.26	54.11
K	H27BL	5½ x 10"		1000	17.5	88.67	81.69	75.87
L	H171EBL	4½ x 5½"	Invoice Enclosed	1000	8.0	33.24	30.63	28.45

*Orange Tint Blank envelopes available.

Action Markers

- Bright, durable, waterproof markings.
- Patented value mechanism... supplies ink to the last drop.

Contains 10 times the ink supply of the same markers filled with stuffing. H44 available in Black or Red - please specify. HPM40 available in White or Yellow - please specify. FOB Shipping Point.



Product No.	No. Inches of Marking Cap.	No. Pens Case	Wt. (lbs.) Case	1-2 Cases	Price Per Pen 3-4 Cases	5 + Cases
H44*	125,000	12	1	\$4.96	\$4.57	\$4.24
HPM40*	125,000	12	1	6.29	5.80	5.39

*Please specify color. HPM40 White or Yellow only.

Utility Knives

- A) Shipping Room Knife with Thumb Rest
Heavy duty steel casting with thumb operated retractable blade. FOB Shipping Point.
- B) Heavy Duty Knife
Ideal for high volume cutting work. Complete with one blade. FOB Shipping Point.
- C) Standard Knife
Designed for general purpose use. Complete with one blade. FOB Shipping Point.

Ltr. No.	Product No.	Wt. (lbs.)	1-2	Price Ea. 3-8	9 +
A	H610-3	1	\$4.83	\$4.45	\$4.13
B	HMIP2800	1	2.15	1.98	1.84
C	HTDGF502	1	4.78	4.40	4.09

- A) HMIP2600B Replacement Blades. Price per Box of 100 \$24.52
 B) HMIP2800B Replacement Blades. Price Box 100 \$53.66
 C) HTDGF502B Replacement Blades. Price Box 10 \$12.55



A



B



C

CAUTION LABELS

Roll Label Dispenser



Product No.	Width	Wt. (lbs.)	Price Ea.
HLDM-202	2"	2	\$43.16
HLDM-204	4"	2	44.37
HLDM-206	6"	2	60.84
HLDM-210	10"	2	82.43

- Built from heavy duty plastic for long life.

Dispense labels easily and efficiently. Simple to load and thread, just pull and label is ready to apply. It's that easy. FOB Shipping Point.

Shipping & Caution Labels

- Pressure sensitive and permanent, labels grip cartons securely.
- OSHA Approved.
- Packages will receive all the attention they deserve with these eye catching labels.
- 500 labels per roll. FOB Shipping Point.

Series No.	PRICE PER ROLL (500 labels per roll)		
	1-2 Rolls	3-5 Rolls	6+ Rolls
H20	\$16.97	\$15.63	\$14.52
H50	24.64	22.70	21.08
H80	41.11	37.87	35.17
H90	49.23	45.36	42.13

Please specify full Stock No. FOB Shipping Point.



H20260 2½ x 4"
H50536 3 x 5"
Please Handle with Care FRAGILE



H50521 3 x 5"
This Side Up FRAGILE



H20259 2½ x 4"
H50566 3 x 5"
Please Handle With Care GLASS



H50540 3 x 5"
Delicate Instruments DON'T DROP



H50502 3 x 4"
H80801 4 x 6"
FRAGILE Handle with Care Brown Letters on Orange



H50505 3 x 4"
Delicate Instruments HANDLE WITH CARE



H50535 3 x 4"
(ARROWS UP)



H20242 2 x 4"
H50546 3 x 6"
H90929 4 x 8"
THIS SIDE UP



H50309 3 x 4"
H80409 4 x 6"
DO NOT STACK



H50506 4 x 4"
GLASS



H50501 4 x 4"
H20201 3 x 3"
FRAGILE



H50515 3 x 5"
CAUTION (ARROW) THIS SIDE UP



H50502R 3 x 4"
H80801R 4 x 6"
FRAGILE Handle with Care White Letters on Red



H50514 3 x 4"
CAUTION Keep From Freezing



H80838 4 x 4"
HOT



H90901 3 x 6"
MIXED



H50507 3 x 4"
H80824 4 x 6"
GLASS Handle with Care



H50568 2 x 6"
DO NOT DOUBLE STACK



H20250 2 x 4"
PACKING SLIP INSIDE



H20237 1½ x 4"
REFRIGERATE UPON ARRIVAL



H20243 1 x 3"
REJECTED



H50544 2 x 6"
MIXED MERCHANDISE



H50512 2½ x 5"
H80806 3 x 6"
TOP LOAD ONLY



HHML410 4 x 4"
OXIDIZER



HHML411 4 x 4"
ORGANIC PEROXIDE



HHML409 4 x 4"
DANGEROUS WHEN WET

D.O.T. Hazardous Material Labels

- Eye-catching labels keep hazardous materials safely identified.
- Durable and easy to apply. 500 per roll. FOB Shipping Point.

PRICE PER ROLL (500 labels per roll)		
1-2 Rolls	3-5 Rolls	6+ Rolls
\$24.64	\$22.70	\$21.08

Please specify full Stock No. FOB Shipping Point.



HHML415 4 x 4"
POISON



HZML414 4 x 4"
POISON GAS



HHML413 4 x 4"
IRRITANT



HHML419 4 x 4"
CORROSIVE



HHML331 3 x 5"
ORM-D



HHML405 4 x 4"
NON-FLAMMABLE GAS



HHML406 4 x 4"
FLAMMABLE LIQUID



HHML404 4 x 4"
FLAMMABLE GAS

ZIP LOCK BAGS



SEALS with just a tug.

Easy Close ZIP LOCK BAGS

- Seal contents securely with just a tug.
- Zip Lock bags help organize your small parts for efficient storage and fast selection.

Don't mess with time-consuming twist ties. Seal bags with just a tug...contents won't fall out. Tough, non-tear poly material stands up to rough handling. FDA approved. FOB Shipping Point.

Product No.	Size W x L	4 Mil Heavy-Gauge Zip Lock Bags		Price Per Case		
		No. Bags Per Case	Wt. (lbs.) Case	1-3 Cs.	4-7 Cs.	8+ Cs.
HMLT2123B	2½ x 3"	1000	4	\$18.36	\$16.69	\$15.34
HMLT34B	3 x 4"	1000	5	24.57	22.33	20.53
HMLT35B	3 x 5"	1000	6	29.14	26.49	24.35
HMLT44B	4 x 4"	1000	7	31.57	28.70	26.39
HMLT46B	4 x 6"	1000	9	40.47	36.79	33.82
HMLT58B	5 x 8"	1000	14	63.26	57.51	52.87
HMLT66B	6 x 6"	1000	13	61.92	56.29	51.74
HMLT68B	6 x 8"	1000	16	75.93	69.03	63.45
HMLT69B	6 x 9"	1000	19	83.28	75.71	69.60
HMLT88B	8 x 8"	1000	20	101.44	92.22	84.77
HMLT810B	8 x 10"	1000	27	127.73	116.12	106.74
HMLT912B	9 x 12"	1000	33	153.61	139.65	128.37
HMLT1012B	10 x 12"	1000	40	181.18	164.71	151.41
HMLT1212B	12 x 12"	1000	46	220.11	200.10	183.93
HMLT1215B	12 x 15"	1000	58	261.52	237.74	218.54
HMLT1318B	13 x 18"	1000	72	344.09	312.81	287.54

Please order case quantities only.

Product No.	Size W x L	2 Mil-Gauge Zip Lock Bags		Price Per Case		
		No. Bags Per Case	Wt. (lbs.) Case	1-3 Cs.	4-7 Cs.	8+ Cs.
HML152B	1½ x 2"	1000	2	\$7.18	\$6.53	\$6.00
HML22B	2 x 2"	1000	2	7.69	6.99	6.43
HML23B	2 x 3"	1000	2	8.35	7.59	6.98
HML28B	2 x 8"	1000	3	21.31	19.37	17.81
HML33B	3 x 3"	1000	3	13.10	11.91	10.95
HML34B	3 x 4"	1000	3	13.81	12.56	11.54
HML35B	3 x 5"	1000	3	16.62	15.11	13.89
HML38B	3 x 8"	1000	4	27.14	24.67	22.68
HML44B	4 x 4"	1000	4	17.79	16.17	14.87
HML46B	4 x 6"	1000	5	23.28	21.16	19.45
HML48B	4 x 8"	1000	6	29.03	26.39	24.26
HML57B	5 x 7"	1000	7	32.23	29.30	26.94
HML58B	5 x 8"	1000	8	35.44	32.21	29.61
HML64B	6 x 4"	1000	6	25.91	23.56	21.65
HML66B	6 x 6"	1000	7	35.64	32.40	29.78
HML68B	6 x 8"	1000	9	41.50	37.73	34.68
HML69B	6 x 9"	1000	11	48.36	43.97	40.41
HML610B	6 x 10"	1000	12	52.91	48.10	44.22
HML88B	8 x 8"	1000	13	56.20	51.09	46.96
HML810B	8 x 10"	1000	14	68.38	62.17	57.14
HML912B	9 x 12"	1000	17	87.37	79.43	73.01
HML1010B	10 x 10"	1000	16	84.68	76.99	70.77
HML1012B	10 x 12"	1000	22	100.99	91.81	84.39
HML1013B	10 x 13"	1000	23	106.08	96.43	88.65
HML1212B	12 x 12"	1000	24	120.46	109.51	100.67
HML1215B	12 x 15"	1000	31	137.88	125.35	115.22
HML1315B	13 x 15"	1000	34	152.04	138.22	127.05

Please order case quantities only.

Zip Lock Bags WITH WRITING AREA

- Features a large, markable white area for content identification.
- Helps organize contents by description, quantity, price or color...mark with pen, marker, rubber stamp or grease pencil.

Zip Lock Bags seal with just a tug...contents won't fall out. Resists tears and rips, even through extra-rough handling. Tough polyethylene material. FOB Shipping Point.



Product No.	Size W x L	2 Mil Zip Lock Bags With Writing Area		Price Per Case		
		No. Bags Per Case	Wt. (lbs.) Case	1-3 Cs.	4-7 Cs.	8+ Cs.
HML23WBB	2 x 3"	1000	2	\$9.21	\$8.37	\$7.70
HML34WBB	3 x 4"	1000	3	14.81	13.47	12.38
HML35WBB	3 x 5"	1000	4	17.85	16.22	14.91
HML46WBB	4 x 6"	1000	5	25.03	22.75	20.91
HML58WBB	5 x 8"	1000	8	38.58	35.07	32.24
HML69WBB	6 x 9"	1000	11	52.08	47.35	43.52
HML810WBB	8 x 10"	1000	14	73.65	66.95	61.54
HML912WBB	9 x 12"	1000	18	91.63	83.30	76.58

Please order case quantities only.

Product No.	Size W x L	4 Mil Write-On Zip Lock Bags		Price Per Case		
		No. Bags Per Case	Wt. (lbs.) Case	1-3 Cs.	4-7 Cs.	8+ Cs.
HMLT35WBB	3 x 5"	1000	5	\$33.29	\$30.26	\$27.82
HMLT46WBB	4 x 6"	1000	9	46.36	42.15	38.74
HMLT58WBB	5 x 8"	1000	13	72.64	66.04	60.71
HMLT69WBB	6 x 9"	1000	19	95.67	86.97	79.95
HMLT810WBB	8 x 10"	1000	27	162.99	148.17	136.21
HMLT912WBB	9 x 12"	1000	33	180.21	163.83	150.59

Please order case quantities only. FOB Shipping Point.

POLY BAGS



Made from virgin resin for **EXTRA STRENGTH.**

Economical POLY PARTS BAGS

- Sort and organize small and large items efficiently.
- Strong polyethylene material holds heavy contents without tears and rips.

Open top for easy content insertion. Transparent for instant identification. Protects contents against dust, dirt and moisture. Seal tightly with bag sealer, ties, tape or thermal sealer. FDA approved for food handling. FOB Shipping Point.

LIGHTWEIGHT DUTY (1 MIL)			
Product No.	Size W x L	No. Bags Per Case	Price Per 1000
H3101	3 x 10"	4M	\$25.81
H5121	5 x 12"	3M	31.43
H14181	14 x 18"	1M	93.04
H18201	18 x 20"	1M	122.42
STANDARD DUTY (1.5 MIL)			
H61015	6 x 10"	2M	\$42.35
H91615	9 x 16"	1M	85.20
H101515	10 x 15"	1M	89.15
H111815	11 x 18"	1M	110.87
H131815	13 x 18"	1M	116.15
H182415	18 x 24"	500	211.92
MEDIUM DUTY (2 MIL)			
H462	4 x 6"	3M	\$30.21
H5102P	5 x 10"	2M	47.37
H662	6 x 6"	2M	34.08
H682	6 x 8"	2M	40.44
H10142	10 x 14"	1M	95.60
H12152	12 x 15"	1M	118.83
H18242	18 x 24"	500	277.79
HEAVY DUTY (3 MIL)			
H453	4 x 5"	2M	\$29.88
H563	5 x 6"	2M	39.46
H6103	6 x 10"	1M	65.34
H6123	6 x 12"	1M	78.49
H7123	7 x 12"	1M	86.71
H8103	8 x 10"	1M	84.82
H8123	8 x 12"	1M	101.96
H9123	9 x 12"	1M	111.57
H10123	10 x 12"	1M	125.07
H10163	10 x 16"	1M	156.62
H12123	12 x 12"	1M	139.79
H12183	12 x 18"	1M	210.20
SUPER DUTY (4 MIL)			
H464	4 x 6"	2M	\$45.98
H564	5 x 6"	2M	54.35
H574	5 x 7"	2M	57.24
H5104P	5 x 10"	1M	76.74
H684	6 x 8"	1M	76.53
H7104	7 x 10"	1M	103.87
H10144	10 x 14"	1M	177.67
H12244	12 x 24"	500	391.65
H13184	13 x 18"	500	330.18
H18244	18 x 24"	250	543.68



Poly Trash Bags

- For efficient, economical and sanitary trash handling.
- Linear low polyethylene construction is made from virgin resin for extra strength.

Save valuable time and cost with these strong poly trash bags. Keep trash can clean and sanitary... no liquid or other stains to contend with. Secured bags seal in odors. Full line selection for all your industrial or commercial needs. Twist ties included with 20 gal. sizes and up. FOB Shipping Point.

Standard Duty Bags.

Ideal for the majority of trash handling jobs. Available in a full range of sizes, and strengths. Available in Buff or Clear -- please specify.

Mighty Tough Bags

Designed for extra-heavy and wet trash. Ensures worry-free handling of industrial duty debris. White in color. 2 mil.

Super Heavy Duty Bags

2.5 mils thick provides a practically break and puncture-proof bag. Excellent for extremely wet uses. Black in color.

STANDARD DUTY BAGS									
Product No.	Gal. Cap.	Size	Mil.	Color	No. Bags Per Case	Wt. (lbs.) Per Case	Price Per Case		
							1 - 3 Cases	4 - 7 Cases	8 + Cases
HP-2410	10	24 x 23"	0.45 mil	Buff or Clear	500	9	\$40.77	\$37.57	\$34.89
HP-3310	10 to 15	24 x 32"	0.45 mil	Buff or Clear	500	13	56.91	52.43	48.69
HP-3720	20 to 30	30 x 37"	0.90 mil	Buff or Clear	250	18	69.53	64.06	59.49
HP-4015	33	33 x 40"	0.675 mil	Buff or Clear	250	19	62.71	57.78	53.66
HP-4020	33	33 x 40"	0.90 mil	Buff or Clear	250	21	85.49	78.77	73.15
HP-4030	33	33 x 40"	1.35 mil	Buff or Clear	100	13	53.01	48.84	45.36
HP-4815	40 to 45	40 x 47"	0.675 mil	Buff or Clear	250	22	91.92	84.69	78.65
HP-4820	40 to 45	40 x 47"	0.90 mil	Buff or Clear	125	15	60.47	55.71	51.74
HP-4830	40 to 45	40 x 47"	1.35 mil	Buff or Clear	100	18	76.31	70.31	65.30
HP-4920	56	42 x 49"	0.90 mil	Buff or Clear	100	14	57.00	52.52	48.77
HP-6015	55	36 x 59"	0.675 mil	Buff or Clear	100	11	43.40	39.99	37.14
HP-6020	55	36 x 59"	0.90 mil	Buff or Clear	100	14	53.99	49.74	46.20
HP-6030	55	36 x 59"	1.35 mil	Buff or Clear	100	20	90.77	83.63	77.67
HP-6520	60	38 x 59"	0.90 mil	Buff or Clear	100	15	57.79	53.24	49.45
HP-6530	60	38 x 59"	1.35 mil	Buff or Clear	100	22	100.12	92.24	85.67
MIGHTY TOUGH BAGS (CASE SOLD IN ROLLS OF 10)									
HMT-48	40 to 45	40 x 47"	2 mil	White	100	14	69.38	63.92	59.37
HMT-49	56	42 x 49"	2 mil	White	100	16	78.03	71.90	66.77
HMT-60	60	38 x 59"	2 mil	White	100	17	84.22	77.60	72.07
SUPER HEAVY DUTY BAGS									
HTM-48	40 to 45	40 x 46"	2.5 mil	Black	100	26	108.70	100.15	93.01
HTM-60	55	36 x 58"	2.5 mil	Black	50	15	60.73	55.95	51.96
HTM-65	60	38 x 58"	2.5 mil	Black	50	16	64.89	59.78	55.52

Please specify color. Please order case quantities only. FOB Shipping Point.

STRAPPING KITS



Economical Poly

Standard Poly

A) Economical Poly Kit

Completely portable and affordable poly strapping kit. FOB Shipping Point.

- Includes:
- ½" x 2000' of 300 lb. tensile strength poly strapping.
 - 200 wire buckles.
 - Hand tensioner with built in cutter.

B) Standard Poly Kit

Bundle and secure boxes, tubes, mailers, packages, etc. Designed for medium weight, medium volume jobs. FOB Shipping Point.

- Includes:
- ½" x 3000' of 300 lb. tensile strength poly strapping.
 - 300 ½" wire buckles.
 - Hand tensioner with built in cutter.

C) Deluxe Poly Kit (not shown)

Take right to the job site. All-in-one kit for every type of bundling and securing. FOB Shipping Point.

- Includes:
- ½" x 3000' of 300 lb. tensile strength poly strapping.
 - 300 ½" wire buckles.
 - Hand tensioner with built in cutter.
 - 24 corner protectors.

Ltr. No.	Product No.	Wt. (lbs.)	1 - 2	Price Ea. 3 - 4	5 +
A	HNP-5020W	10	\$51.98	\$47.89	\$44.48
B	HSD-5030-4	12	59.15	54.50	50.61
C	HDP-5030-4	13	62.74	57.80	53.68

Ultima Steel Kit

- Designed for high volume use -- the best kit available.
- Includes heavy duty strapping dispenser with 10" dia. wheels.

Features heavy duty tensioner and sealer. Includes a 100 lb. coil of ½" or ¾" steel strapping .020" thick-- please specify. Also comes with case of 2,500 ½" or ¾" seals, a case of 1,000 corner protectors and heavy duty cutting shears. FOB Shipping Point.

HULT-SS12 ½" Wt. 220 (lbs.) Price

Ea. \$860.40

HULT-SS34 ¾" Wt. 220 (lbs.) Price Ea.

\$860.40



Standard U.S. Postal Service Poly Kit

- Meets the USPS regulations for shipping.
- Includes 3000' of poly strapping, 250 lb. tensile strength -- dispenses from box.
- Comes with 300 plastic buckles and economy hand tensioner. FOB Shipping Point.

HSSP3000W Wt. 10 (lbs.) Price Ea. \$43.62

HPB2 Plastic Buckles re-order. 1000/Box.

Wt. 7 (lbs.) Price Per Box \$37.64

Jumbo U.S. Postal Service Poly Kit

- For high volume packaging use.
- Includes 9000' of poly strapping, 250 lb. tensile strength -- dispenses from box.
- Comes with 1000 plastic buckles and economy hand tensioner. FOB Shipping Point.

HSSP7200W Wt. 40 (lbs.)

Price Ea. \$166.70

JUMBO Strapping Kits

A) Start-Up Kit

Ideal for first time user. FOB Shipping Point.

- Includes:
- ½" x 7200' of 500 lb. tensile strength poly strapping.
 - 1000 ½" metal seals.
 - Heavy duty tensioner and sealer.

B) Large Capacity Kit

Designed for mid volume work. FOB Shipping Point.

- Includes:
- ½" x 9000' of 300 lb. tensile strength poly strapping.
 - 1000 heavy-duty wire buckles.
 - Hand tensioner w/cutter.

C) Poly Kit with Dispenser

Features dispenser for efficient and time saving use. FOB Shipping Point.

- Includes:
- ½" x 7200' of 500 lb. tensile strength poly strapping.
 - 1000 ½" metal seals.
 - Heavy duty tensioner and sealer.



Ltr. No.	Product No.	Wt. (lbs.)	1 - 2	Price Ea. 3 - 4	5 +
A	HSK-5072-8	35	\$322.65	\$297.27	\$276.08
B	HMP-5090-8	36	114.72	105.70	98.16
C	HJP-5036	87	621.40	572.52	531.70

STEEL STRAPPING



Steel Strapping Tools

- A) Heavy Duty Feed Wheel Tensioner
For high tension use. Use for steel strap $\frac{3}{8}$ "- $\frac{1}{2}$ " wide, strapping thickness up to .023" - specify width.
- B) Feed Wheel Tensioner
For regular tension. Use for steel strap up to $\frac{3}{8}$ " wide, strapping thickness up to .023" - specify width.
- C) Heavy Duty Windlass Tensioner
For maximum tension. Use for steel strap $1\frac{1}{4}$ " wide, strapping thickness up to .031" - specify width.
- D) Pusher Feed Wheel Tensioner
For round surfaces. Use for steel strapping up to $\frac{3}{8}$ ", strapping thickness up to .031" - specify width.
- E) Heavy Duty Rack Tensioner
For round surfaces. Use for steel strapping up to $\frac{3}{8}$ " wide, strapping thickness up to .031" - specify width.
- F) Double-Notch Sealer
For use with open or closed seals. Use for steel strap up to $\frac{3}{8}$ " wide, strapping thickness up to .025" - specify width.
- G) Single-Notch Sealer
For use with pusher-style seals only. Use for steel strap up to $\frac{3}{8}$ " wide, strapping thickness up to .025" - specify width.
- H) Heavy Duty Single-Notch Sealer
For round surfaces and for use with heavy duty pusher-style seals only.
Use for steel strap up to $1\frac{1}{4}$ " wide, strapping thickness from .025" to .029" - specify width.
- I) Steel Strapping Cutter
Cuts steel strap $\frac{3}{8}$ " to $\frac{3}{4}$ " wide, strapping thickness up to .031" - specify width.
- J) Heavy Duty Steel Strapping Cutter
Cuts steel strap $\frac{3}{8}$ " to $1\frac{1}{4}$ " wide, strapping thickness up to .035" - specify width.

Heavy-Duty Ungalvanized Steel Strapping

- Tough strapping for industrial duty use.
- Meets Federal Spec. QQS-781 ASTM requirements. FOB Shipping Point.



REGULAR DUTY STEEL STRAPPING								
Product No.	Size	Thick ness	Tensile Strength (lbs.)	Feet/ (lb.)	Wound Ribbon or Oscillated	Price Ea. Roll		
						1 - 2 Rls.	3 - 4 Rls.	5 + Rls.
H3820SS	$\frac{3}{8}$ "	.020"	900	39.3	Oscillated	\$258.96	\$238.57	\$221.63
H1215SS	$\frac{1}{2}$ "	.015"	940	39.3	Oscillated	231.35	213.14	198.00
H1220SS	$\frac{1}{2}$ "	.020"	1200	29.4	Oscillated	201.12	185.28	172.13
H1223SS	$\frac{1}{2}$ "	.023"	1340	25.6	Oscillated	201.12	185.28	172.13
H5820SS	$\frac{3}{8}$ "	.020"	1500	23.6	Oscillated	201.12	185.28	172.13
H5823SS	$\frac{3}{8}$ "	.023"	1670	20.5	Oscillated	201.12	185.28	172.13
H3415SS	$\frac{3}{4}$ "	.015"	1410	26.2	Oscillated	201.12	185.28	172.13
H3420SS	$\frac{3}{4}$ "	.020"	1790	19.6	Oscillated	201.12	185.28	172.13
H3423SS	$\frac{3}{4}$ "	.023"	2010	17.1	Oscillated	201.12	185.28	172.13

HIGH TENSILE STEEL STRAPPING								
Product No.	Size	Thick ness	Tensile Strength (lbs.)	Feet/ (lb.)	Wound Ribbon or Oscillated	Price Ea. Roll		
						1 - 2 Rls.	3 - 4 Rls.	5 + Rls.
H3425SSHT-O	$\frac{3}{4}$ "	.025"	2730	15.7	Oscillated	243.18	224.04	208.13
H3425SSHT-R*	$\frac{3}{4}$ "	.025"	2730	15.7	Ribbon	182.40	168.04	156.11
H3431SSHT-O	$\frac{3}{4}$ "	.031"	3260	12.7	Oscillated	235.30	216.77	201.38
H3429SSHT-O	$\frac{3}{4}$ "	.029"	3250	13.3	Oscillated	235.30	216.77	201.38
H11429SSHT-R	$1\frac{1}{4}$ "	.029"	5437	8.11	Ribbon	235.30	216.77	201.38

All 100 lbs. per coil, except for * numbers which are 75 lbs. per coil.

STEEL STRAPPING TOOLS									
Ltr. No.	Product No.	Description	Size	Wt. (lbs.)	1-2	3-4	5+	Price Ea.	
A	HSHT213	Heavy Duty Feed Wheel Tensioner	$\frac{3}{8}$ "- $\frac{1}{2}$ "	6	\$170.05	\$156.67	\$145.50		
B	HSHT201	Feed Wheel Tensioner	$\frac{3}{8}$ "- $\frac{1}{2}$ "	5	179.25	165.15	153.38		
C	HSHT218	Heavy Duty Windlass Tensioner	$1\frac{1}{4}$ "	8	414.76	382.14	354.89		
D	HPFT34	Pusher Feed Wheel Tensioner	$\frac{3}{8}$ "	5	370.45	341.31	316.98		
	HPFT114	Pusher Feed Wheel Tensioner	$1\frac{1}{4}$ "	6	746.88	688.13	639.06		
E	HP-125	Heavy Duty Rack Tensioner	$\frac{3}{8}$ "- $\frac{1}{2}$ "	6	898.04	827.40	768.41		
F	HSHT301-38	Double-Notch Sealer	$\frac{3}{8}$ "	3	66.92	61.66	57.26		
	HSHT301-12	Double-Notch Sealer	$\frac{1}{2}$ "	3	66.92	61.66	57.26		
	HSHT301-58	Double-Notch Sealer	$\frac{3}{8}$ "	3	66.92	61.66	57.26		
	HSHT301-34	Double-Notch Sealer	$\frac{3}{4}$ "	3	66.92	61.66	57.26		
G	HSHT304-12	Single-Notch Sealer	$\frac{1}{2}$ "	3	71.70	66.06	61.35		
	HSHT304-58	Single-Notch Sealer	$\frac{3}{8}$ "	3	71.70	66.06	61.35		
	HSHT304-34	Single-Notch Sealer	$\frac{3}{4}$ "	3	71.70	66.06	61.35		
H	HSHT316-34	Heavy Duty Single-Notch Sealer	$\frac{3}{8}$ "	5	280.20	258.16	239.76		
	HSHT317-114	Heavy Duty Single-Notch Sealer	$1\frac{1}{4}$ "	5	280.20	258.16	239.76		
I	HSHT101	Steel Strapping Cutter	$\frac{3}{8}$ "- $\frac{3}{4}$ "	3	45.41	41.84	38.86		
J	HSHT105	Heavy Duty Steel Strapping Cutter	$\frac{3}{8}$ "- $1\frac{1}{4}$ "	6	149.38	137.63	127.81		

Sealless Steel Strapping Tool

- One tool covers a broad range of uses - few simple adjustments covers several different strap sizes.

Rugged construction, but lightweight for easy handling. Excellent mechanical sealing mechanism makes an effective seal with minimal effort. Affordable. Cuts strapping thickness from .020" to .023". For strapping widths from $\frac{1}{2}$ " to $\frac{3}{4}$ ". Please specify. FOB Shipping Point.



SEALLESS STEEL STRAPPING TOOL				
Product No.	Wt. (lbs.)	1 - 2	Price Ea. 3 - 4	5 +
HA335	8	\$1661.05	\$1530.39	\$1421.28

Steel Strapping Seals

- Manufactured from the highest quality American made ungalvanized steel to specific chemistry to ensure maximum joint efficiency. FOB Shipping Point.

OPEN STYLE							
Product No.	Size	Case Qty.	Case Wt. (lbs.)	Price Per Case			
				1 - 2Cs.	3 - 4 Cs.	5 + Cs.	
HSO-1	$\frac{3}{8}$ "	2500	10	\$47.80	\$44.04	\$40.90	
HSO-2	$\frac{1}{2}$ "	2500	15	47.80	44.04	40.90	
HSO-5	$\frac{3}{8}$ "	2500	18	50.79	46.79	43.46	
HSO-7	$\frac{3}{4}$ "	2500	20	56.76	52.30	48.57	
HSO-7HD	$\frac{3}{4}$ "	2000	52	133.84	123.31	114.52	
HSO-125	$1\frac{1}{2}$ "	1000	58	106.36	97.99	91.00	


PUSHER STYLE							
Product No.	Size	Case Qty.	Case Wt. (lbs.)	Price Per Case			
				1 - 2Cs.	3 - 4 Cs.	5 + Cs.	
HSP-1	$\frac{3}{8}$ "	2500	17	\$56.76	\$52.30	\$48.57	
HSP-2	$\frac{1}{2}$ "	2500	23	62.74	57.80	53.68	
HSP-5	$\frac{3}{8}$ "	2500	25	68.71	63.31	58.79	
HSP-7	$\frac{3}{4}$ "	2500	30	80.66	74.32	69.02	
HSP-7HD	$\frac{3}{4}$ "	2000	62	152.96	140.93	130.88	
HSP-125	$1\frac{1}{2}$ "	1000	66	130.26	120.01	111.45	

CLOSED STYLE							
Product No.	Size	Case Qty.	Case Wt. (lbs.)	Price Per Case			
				1 - 2Cs.	3 - 4 Cs.	5 + Cs.	
HSC-1	$\frac{3}{8}$ "	2500	11	\$50.79	\$46.79	\$43.46	
HSC-2	$\frac{1}{2}$ "	2500	16	47.80	44.04	40.90	
HSC-5	$\frac{3}{8}$ "	2500	19	50.79	46.79	43.46	
HSC-7	$\frac{3}{4}$ "	2500	21	56.76	52.30	48.57	
HSC-7HD	$\frac{3}{4}$ "	2000	53	133.84	123.31	114.52	
HSC-125	$1\frac{1}{2}$ "	1000	56	106.36	97.99	91.00	

Please order case quantities only.

Strapping Dispensers

- A) Narrow Aisle Strapping Dispenser
An affordable cart featuring a tool tray and friction brake. Fits all steel, up to $\frac{3}{4}$ " wide strapping. FOB Shipping Point.
- B) Standard Strapping Dispenser
A popular cart carries up to 4 coils of ribbon wound steel strapping only. FOB Shipping Point.
- C) Deluxe Strapping Dispenser
Built for steel strapping and features a heavy duty brake system to prevent strap from unwinding. Fits all 16×3 " steel and poly strapping. FOB Shipping Point.
- D) Economical Strapping Dispenser
For poly strapping. Fits 8" or 16" core sizes. Standard brake system.



Ltr. No.	Product No.	Wt. (lbs.)	1 - 2	Price Ea. 3 - 4	5 +
A	HTK163	56	\$466.05	\$429.39	\$398.78
B	HTK164	67	513.85	473.43	439.68
C	HTK161	64	394.35	363.33	337.43
D	HTK160	64	346.55	319.29	296.53

Ships UPS dimensional weight.

POLY STRAPPING & TOOLS

Poly Strapping Tools & Accessories

A) Standard Strapping Dispenser

All steel construction is built to last. Easy mobility right to the job site.

Features convenient handle and storage tray.

B) Economy Hand Tensioner

A low-cost, low-volume tensioner designed for use with standard hand strapping.

C) Deluxe Tensioner

Rugged tensioner is designed for light-to-medium volume work. Easy and fast securing.

D) Heavy Duty Tensioner

Designed for high volume work. For 1/2" to 3/4" strapping.

E) Sealer For 1/2" poly strapping.

F) Sealer For 3/8" poly strapping.

G) Corner Protectors

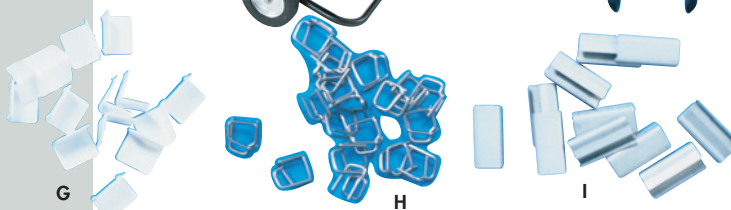
H) Wire Buckles

I) Open Seals



POLY STRAPPING TOOLS & ACCESSORIES

Ltr. No.	Product No.	Description	Size	Wt. (lbs.)	Price Ea.	1-2	3-4	5+
A	HTK160	Standard Strapping Dispenser	-	53	\$346.55	\$319.29	\$296.53	
B	HPHT102	Economy Hand Tensioner	-	1	4.66	4.29	3.99	
C	HPHT101-12	Deluxe Tensioner	1/2"	5	86.64	79.82	74.13	
	HPHT101-58	Deluxe Tensioner	3/8"	5	86.64	79.82	74.13	
D	HPHT385	Heavy Duty Tensioner	1/2" - 3/4"	7	163.57	150.70	139.96	
E	HPHT201-12	Sealer	1/2"	5	56.76	52.30	48.57	
F	HPHT201-58	Sealer	3/8"	5	56.76	52.30	48.57	
G	HUCP-75	Corner Protectors (1,000/cs)	-	11	59.15	54.50	50.61	
H	HMB2	Wire Buckles (1,000/cs)	1/2"	15	35.25	32.48	30.16	
	HMB5	Wire Buckles (1,000/cs)	3/8"	20	41.83	38.54	35.79	
I	HMS2	Open Seals (2,500/cs)	1/2"	24	74.69	68.81	63.91	
	HMS5	Open Seals (2,500/cs)	3/8"	28	83.65	77.07	71.58	



A) Polypropylene Strapping

- Strong poly strapping economically secures pallet loads, bundles, boxes and reinforces cartons against rough handling.
- Designed to be used with buckles or hand sealing equipment.

POLYPROPYLENE STRAPPING HAND GRADE (EMBOSSED)

Product No.	Core Size	Size W x L	Thickness	Tensile Str. (lbs.)	Color	Wt. (lbs.)	Price Per Roll	1 Case	2-3 Cases	4+ Cases
HSL50906	16 x 6	1/2" x 9000'	.015"	250	Black	22	\$63.93	\$58.90	\$54.70	
HLD50906	16 x 6	1/2" x 9000'	.017"	300	Black	24	\$63.93	58.90	54.70	
HSD50906	16 x 6	1/2" x 9000'	.021"	400	Black	29	71.10	65.51	60.84	
HSD50726	16 x 6	1/2" x 7200'	.026"	500	Black	29	83.05	76.52	71.06	
HHD50726	16 x 6	1/2" x 7200'	.031"	600	Black	31	95.00	87.53	81.29	
HHD58546	16 x 6	3/8" x 5400'	.036"	800	Black	33	92.02	84.78	78.73	
HHD75456	16 x 6	3/8" x 4500'	.044"	1050	Black	33	118.31	109.00	101.23	

- Strong poly strapping designed to fit semi-automatic strapping equipment.
- Perfect for medium volume of daily shipments. Secures cartons and bundles.
- FOB Shipping Point.

POLYPROPYLENE STRAPPING FOR USE WITH SEMI-AUTOMATIC MACHINES

Product No.	Core Size	Size W x L	Thickness	Tensile Str. (lbs.)	Color	Wt. (lbs.)	Price Per Roll	1 Case	2-3 Cases	4+ Cases
HNSP148	8 x 8	1/2" x 18000'	.022"	200	White	29	\$111.73	\$102.94	\$95.60	
HNSM738B	8 x 8	3/8" x 12900'	.022"	300	Black	30	95.00	87.53	81.29	
HNSM750B	8 x 8	1/2" x 9900'	.022"	350	Black	28	84.85	78.17	72.60	

B) Polyester Strapping

• For Use In Hand Applications, Power or Manual Tools.

Extra heavy strapping designed for use when high tensile is needed. Excellent for rigid heavy loads – pallets of bottles, cans, wood or paper items. HPE1822 has one coil per case, HPE58223 has 2 coils per case. FOB Shipping Point.

Product No.	Core Size	Size W x L	Thickness	Tensile Str. (lbs.)	Color	Wt. (lbs.)	Price Per Roll	1 Case	2-3 Cases	4+ Cases
HPE1822*	16 x 6	1/2" x 6500'	.028"	820	Green	52	\$190.01	\$175.06	\$162.58	
HPE58223**	16 x 3	3/8" x 2200'	.025"	900	Black	41	77.08	71.01	65.95	

*1 coil per case **2 coils per case

C) Pliable Polyester Cord Strapping

• Features great flexibility with high tension.

• Easy to use strapping can be hand tied. FOB Shipping Point.

Product No.	Size W x L	Tensile Str. (lbs.)	Color	No. Rolls Per Case	Wt. (lbs.)	Price Per Roll	1-2 Cases	3-4 Cases	5+ Cases
H20RF	1/2" x 7800'	300	White	4	71	\$118.75	\$109.41	\$101.61	
H30RF	3/8" x 5200'	450	White	4	74	117.84	108.57	100.83	
H40RF	1/2" x 3900'	600	White	4	69	116.23	107.08	99.45	
H50RF	3/8" x 3000'	750	White	4	70	113.87	104.91	97.43	
H60RF	1/2" x 2100'	900	White	4	60	113.87	104.91	97.43	

Please order case quantities only.

Edge and Corner Protectors

- Works with steel or plastic strapping.
- Helps to stabilize loads during shipping and prevents damage caused by strap cutting.


• Please order case quantities only. FOB Shipping Point.

A) Fiber Corner Protectors... fibre ply strips laminated and preformed to 90° angle.


B-E) Plastic Corner Protectors... plastic corners pre-formed to 90° angle. B & C for all strap sizes. D for Strap up to 3/8", E for strap up to 1/2".

Product No.	Product No.	Size	Case Qty.	Case Wt. (lbs.)	Price Per Case	1-2 Cs.	3-4 Cs.	5+ Cs.
A	H223CB	2x2x3" (.120)	1000	48	\$57.36	\$52.85	\$49.08	
B	HUCP-150	5/8x2x2"	250	28	103.97	95.79	88.96	
C	HUCP-125	2x2x2 1/2"	1000	28	95.00	87.53	81.29	
D	HUCP-100	1 1/2x1 1/2x2"	1000	15	89.63	82.58	76.69	
E	HUCP-75	1x1x1"	1000	9	59.15	54.50	50.61	

Please order in case quantities only. FOB Shipping Point.



STRETCH WRAP



Economical Stretch - Wrap Film

- Protect shipments against damage.
- Transparent - allows

for visual inspection.

- Thick film for tear and stress resistance.

Keeps cartons and boxes together during transit. Prevents damage to pallet loads. Applies easily, quickly... just a simple "twist of the wrist," and the film wraps tightly. No tools required. Excellent cling characteristics. Thick film handles rough truck handling. One roll wraps 20 or more 40 x 60" pallets. FOB Shipping Point.

Product No.	Size	Gauge	LIGHT DUTY			Price Per Roll		
			No. Rolls Per Case	Wt. (lbs.) Per Case	1-3 Ca.	4-8 Ca.	9+Ca.	
HT12PSD	12" x 2000'	60	4	23	\$21.00	\$19.30	\$17.78	
HT15PSD	15" x 2000'	60	4	29	26.52	24.38	22.46	
HT18PSD	18" x 2000'	60	4	35	31.14	28.62	26.37	
STANDARD DUTY								
HT12PHD	12" x 1500'	80	4	23	21.03	19.34	17.81	
HT15PHD	15" x 1500'	80	4	29	26.57	24.42	22.50	
HT18PHD	18" x 1500'	80	4	35	31.14	28.62	26.37	
HEAVY DUTY								
HT12P93	12" x 1500'	90	4	26	23.69	21.77	20.06	
HT15P93	15" x 1500'	90	4	32	29.63	27.24	25.10	
HT18P93	18" x 1500'	90	4	39	35.48	32.62	30.05	

36 cases per pallet. Please order case quantities only.



Mini STRETCH WRAP

- 3"W or 5"W film for efficient small item bundling.
- Wraps and unwraps without residue.

Wrap and secure all types and sizes of small packages, parts, envelopes, tubes, etc. Applies easily, quickly with disposable dispenser or deluxe dispenser, each sold separately. Superb cling ability in all temperatures. Economical and costs less than tape or twine. FOB Shipping Point.

Product No.	Roll Size	Gauge	No. Rolls Per Case	Wt. (lbs.) Per Case	Price Per Roll		
					1 - 2 Ca.	3 - 8 Ca.	9+ Ca.
HTNB303	3" x 1000'	80	18	25	\$4.81	\$4.42	\$4.08
HTNB503	3" x 650'	90	18	25	3.93	3.61	3.33
HTNB305	5" x 1000'	80	12	25	8.02	7.37	6.79
HTNB505	5" x 650'	90	12	25	6.28	5.77	5.32

Please order case quantity only.

Mini Stretch Wrap Dispensers

- **Disposable Dispenser** - Plastic, stationary dispenser rolls with stretch film and can be disposed of after roll is used.
- **Deluxe Dispenser** - Handle stays stationary in the hand; roll with the stretch film. Can be used over and over.



HPBD-3



HSDSL257

HPBD-3 Disposable Dispenser Wt. 1 (lbs.) Price Ea. \$5.71
HSDSL257 Deluxe Dispenser Wt. 3 (lbs.) Price Ea. \$11.21

Stretch Wrap DISPENSER



- Built for superb balance, control and ease of use.
- Maintains constant tension for smooth unwinding.
- Cushioned grips for comfort.
- Adjustable for 12" to 18" film.

Product No.	Wt. (lbs.)	1 - 2	Price Ea. 3 - 4	5+
HC1218HW	3.9	\$71.01	\$65.42	\$60.76

Not for use with H20PG38 Stretch Wrap. FOB Shipping Point.

Metalocene Blend Stretch Film (Not Shown)

- Superior quality film improves load retention.
- Improved puncture resistance.

Allows film down grading with the same or better performance. Less stretch film used to wrap a skid -- saves money. A stiffer film that has reduced neck down. FOB Shipping Point.

Product No.	Size	Gauge	Qty. Case	Wt. (lbs.)		Price Per Roll		
				Case	Case	1-3 Ca.	4-8 Ca.	9+Ca.
H11SDMC	11.4"x2000'x14 Micron	55	4	21	\$19.48	\$17.91	\$16.50	
H11HDMC	11.4"x1500'x16.5 Micron	65	4	18	17.25	15.86	14.61	
H14SDMC	14.6"x2000'x14 Micron	55	4	26	25.60	23.53	21.68	
H14HDMC	14.6"x1500'x16.5 Micron	65	4	22	22.10	20.32	18.72	
H17SDMC	17.5"x2000'x14 Micron	55	4	31	29.85	27.44	25.28	
H17HDMC	17.5"x1500'x16.5 Micron	65	4	28	26.46	24.32	22.41	

36 cases per pallet. Please order case quantities only.

20" STRETCH WRAP

- Excellent cling adhesion in all temperatures.

20"W x 1000' long for fast pallet securing... lightweight for easy portability. Strong 80 ga. film material for puncture resistance. FOB Shipping Point.

Product No.	Roll Size	Gauge	No. Rolls Per Case	Wt. (lbs.) Per Case	Price Per Roll		
					1 - 2 Ca.	3 - 8 Ca.	9+ Ca.
H20PG38	20" x 1000'	80	4	30	\$24.34	\$22.37	\$20.61

36 cases per pallet. Please order case quantities only.

Strong 80 ga. film material RESISTS PUNCTURES.



PROTECTIVE SUPPLIES

Protective Corrugated Wrap

- An economical protector featuring raised corrugated fluting to absorb shock and impact, guards against breakage and damage.
- Rolls out easily and conforms to any size and shape. FOB Shipping Point.

Product No.	Size W x L	Wt. (lbs.)	Price Per Roll		
			1-2 Rls.	3-8 Rls.	9 + Rls.
HP6SFC	6" x 250'	7	\$ 11.59	\$10.68	\$9.92
HP9SFC	9" x 250'	10	16.49	15.19	14.11
HP12SFC	12" x 250'	13	21.63	19.93	18.51
HP18SFC	18" x 250'	20	33.10	30.50	28.32
HP24SFC	24" x 250'	26	41.83	38.54	35.79
HP30SFC	30" x 250'	33	55.57	51.20	47.55
HP36SFC	36" x 250'	39	62.14	57.25	53.17
HP48SFC	48" x 250'	52	86.04	79.27	73.62
HP60SFC*	60" x 250'	65	107.55	99.09	92.03
HP72SFC*	72" x 250'	78	131.45	121.11	112.48

*Ships UPS dimensional weight.

Uniform corrugated
"A" fluting
**INSURES SURE,
SAFE, PROTECTION.**



Kraft Wrapping Paper

- Low-cost wrap for all-purpose uses.
- Strong Kraft paper is ideal to wrap and ship all types of office or industrial products.
- Keep a handy roll around the office or shipping dept.
- 9" dia. rolls. FOB Shipping Point.

Product No.	Size W x L	Kraft Wt.	Wt. (lbs.)	Price Per Roll		
				1-4 Rls.	5-9 Rls.	10 + Rls.
HP1230K	12" x 1320'	30	12	\$20.70	\$19.07	\$17.71
HP1240K	12" x 990'	40	12	19.02	17.53	16.28
HP1830K	18" x 792'	30	18	31.05	28.60	26.56
HP1840K	18" x 660'	40	18	28.54	26.29	24.42
HP2430K	24" x 1320'	30	24	41.37	38.12	35.40
HP2440K	24" x 990'	40	24	38.02	35.03	32.54
HP2450K	24" x 792'	50	24	38.62	35.58	33.05
HP2460K	24" x 660'	60	24	38.62	35.58	33.05
HP3030K	30" x 1320'	30	30	51.72	47.65	44.25
HP3040K	30" x 990'	40	30	47.56	43.82	40.70
HP3050K	30" x 792'	50	30	48.28	44.48	41.31
HP3060K	30" x 660'	60	30	48.28	44.48	41.31
HP3630K	36" x 1320'	30	36	62.07	57.19	53.11
HP3640K	36" x 990'	40	36	57.05	52.56	48.81
HP3650K	36" x 792'	50	36	57.93	53.38	49.57
HP3660K	36" x 660'	60	36	57.93	53.38	49.57
HP4830K	48" x 1320'	30	48	82.74	76.23	70.80
HP4840K	48" x 990'	40	48	76.05	70.07	65.07
HP4850K	48" x 792'	50	48	77.24	71.17	66.09
HP4860K	48" x 660'	60	48	77.24	71.17	66.09

9" dia. rolls.

Self Seal Padded Mailers

- Uniform padding ensures rugged puncture and moisture resistant protection through rough handling.

Time-saving flap closes without tape, staples or stitching... just fold and press. Exclusive end flap tear strip for easy removal of contents. Made from 100% recycled papers. FOB Shipping Point.



Product No.	Size	No. Bags Per Case	Wt. (lbs.) Case	Price Per Case		
				1-2 Cases	3-8 Cases	9 + Cases
H1JETSS	7 1/2 x 10 1/2"	100	16	\$57.50	\$52.98	\$49.20
H2JETSS	8 1/2 x 10 1/2"	100	18	59.63	54.94	51.02
H3JETSS	8 1/2 x 13"	100	22	69.98	64.47	59.88
H4JETSS	9 1/2 x 13"	100	25	72.94	67.21	62.41
H5JETSS	10 1/2 x 14 1/2"	100	27	85.04	78.35	72.76
H6JETSS	12 1/2 x 17 1/2"	50	20	61.28	56.46	52.43
H7JETSS	14 1/2 x 18 1/2"	50	26	72.73	67.01	62.23

Please order case quantities only.

Self-Seal Bubble Cushion Mailers

- Seals quickly and securely with self-seal flap -- closes without tape, staples or stitching.

Air bubbles protect contents against rough shipping and handling. Lightweight for postage savings. Handsome 60 lb. gold Kraft exterior. Size is normal usage size. FOB Shipping Point.



Product No.	Size	No. Bags per Case	Wt. (lbs.) Case	Price Per Case		
				1-2 Cases	3-8 Cases	9 + Cases
H000AKSS	4 x 8"	250	8	\$49.69	\$45.78	\$42.52
H00AKSS	5 x 10"	180	8	41.20	37.96	35.26
H0AKSS	6 x 10"	150	9	40.56	37.37	34.70
H1AKSS	7 1/2 x 12"	100	8	32.67	30.10	27.96
H2AKSS	8 1/2 x 12"	100	8	37.76	34.79	32.31
H3AKSS	8 1/2 x 14 1/2"	70	7	32.36	29.82	27.69
H4AKSS	9 1/2 x 14 1/2"	70	8	34.18	31.49	29.24
H5AKSS	10 1/2 x 16"	70	10	42.11	38.80	36.03
H6AKSS	12 1/2 x 19"	35	7	29.90	27.55	25.58
H7AKSS	14 1/2 x 20"	25	6	25.48	23.47	21.80

Please order case quantities only.

Padded Shipping Bags

- Maximum protection of contents against damage.
- Thick-cushioned padding provides sure protection against shocks and jolts.

Pre-scored top for easy sealing... just fold and staple or tape shut. Tear seam tab for quick opening. Handsome kraft exterior. Meets Federal Specs. PPP-S-30. FOB Shipping Point.

Product No.	Size	No. Bags per Case	Wt. (lbs.) Case	Price Per Case		
				1-2 Cases	3-8 Cases	9+ Cases
H00JET	5 x 10"	250	25	\$115.63	\$106.53	\$98.94
H01JET	6 x 10"	250	29	106.00	97.66	90.70
H1JET	7 1/2 x 12"	100	18	57.69	53.16	49.37
H2JET	8 1/2 x 12"	100	19	77.39	71.30	66.22
H3JET	8 1/2 x 14 1/2"	100	23	89.34	82.31	76.44
H4JET	9 1/2 x 14 1/2"	100	27	91.44	84.25	78.24
H5JET	10 1/2 x 16"	100	32	101.05	93.10	86.46
H6JET	12 1/2 x 19"	50	22	70.72	65.16	60.51
H7JET	14 1/2 x 20"	50	27	79.83	73.55	68.30

Please order case quantities only.



Traditional Flat Mailers

- Mail stays flat and secure...flap easily self locks.

Handsome white finish makes a good impression. Made from 100% recycled paperboard. Lightweight for postage savings. FOB Shipping Point.



Product No.	Size	No. Bags Per Case	Wt. (lbs.) Case	Price Per Case		
				1-2 Cases	3-8 Cases	9 + Cases
H9SFM	6 x 6"	200	6	\$51.24	\$47.21	\$43.84
H1SFM	6 x 8"	100	11	37.45	34.51	32.05
H10SFM	7 x 9"	100	13	43.35	39.94	37.10
H2SFM	9 x 11 1/2"	100	20	54.85	50.54	46.93
H5SFM	9 1/2 x 12 1/2"	100	25	65.68	60.51	56.20
H3SFM	11 x 13 1/2"	100	30	95.55	88.04	81.76
H4SFM	12 1/2 x 15"	100	37	96.53	88.94	82.60
H6SFM	13 x 18"	100	42	118.54	109.22	101.43

Please order case quantities only.

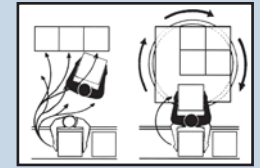
TURNTABLES & CAROUSELS



Carousel Pallet Turn

- Rugged, sturdy and long lasting.
- Rotates materials 360° with the assistance of an operator.

Now loading and unloading operations can be done more efficiently with less fatigue and risk of back injury. The Carousel may be added to an existing work bench, scissor table or simply placed on the floor. Constructed from 2 pieces of rolled structural angle. A series of roller bearings transfer the load smoothly and evenly to the supporting surface. 4 guide rollers keep the rings aligned. 2" overall height. FOB Shipping Point.



Without Carousel With Carousel

CAROUSEL PALLET TURN				
Product No.	Dia.	Cap. (lbs.)	Wt. (lbs.)	Price Ea.
HCA-18-2	18"	2000	21	\$304.00
HCA-24-2	24"	2000	28	333.00
HCA-24-4	24"	4000	30	381.00
HCA-30-2	30"	2000	34	377.00
HCA-30-4	30"	4000	36	414.00
HCA-36-2	36"	2000	41	384.00
HCA-36-4	36"	4000	45	433.00
HCA-40-2	40"	2000	47	395.00
HCA-40-4	40"	4000	47	440.00
HCA-40-6	40"	6000	49	497.00
HCA-48-2	48"	2000	71	555.00
HCA-48-4	48"	4000	86	598.00
HCA-48-6	48"	6000	97	654.00
HCA-60-2	60"	2000	110	602.00
HCA-60-4	60"	4000	116	656.00
HCA-60-6	60"	6000	128	728.00
HCA-72-2	72"	2000	163	739.00
HCA-72-4	72"	4000	163	791.00
HCA-72-6	72"	6000	169	861.00

BASE PLATFORM			
Product No.	Size W x L x H	Wt. (lbs.)	Price Ea.
HCA-BASE-40-12-4K	40 x 40 x 12"	345	\$544.00
HCA-BASE-40-24-4K	40 x 40 x 24"	460	715.00
TOP PLATE			
HCA-TP-48-S-TP	48 x 48 x 1/2"	180	502.00

Heavy Duty Manual Turntables


- Benchtops turntables allow workers to stay in one position and rotate items for access from all sides.
- Rugged 1/2" steel plate construction.

No need to walk around a table to access areas out of view. More than one person can work on projects without getting in each other's way. Easy, smooth rotation won't jostle delicate parts. A 90° detent is available on pedestal units. FOB Shipping Point.



HEAVY DUTY MANUAL TURNTABLE						
Type	Product No.	Dia.	Height Range	Cap. (lbs.)	Wt. (lbs.)	Price Ea.
A	HTT-8-7/8	8"	7/8"	500	5	\$70.00
B	HTT-8-4	8"	4"	500	6	86.00
A	HTT-12-7/8	12"	7/8"	500	12	99.00
B	HTT-12-4	12"	4"	500	12	114.00
A	HTT-18-7/8	18"	7/8"	1000	24	198.00
B	HTT-18-4	18"	4"	500	120	215.00
C	HTT-18-PED*	18"	21 to 32"	300	39	221.00
D	HTT-18-DPED*	18"	25 to 36"	300	109	268.00
E	HTT-18-CPED*	18"	20 to 30"	300	47	264.00
F	HTT-18-CDPED*	18"	24 to 34"	300	81	383.00
A	HTT-24-7/8	24"	7/8"	1000	43	296.00
B	HTT-N-24-4	24"	4"	500	90	337.00
C	HTT-N-24-PED*	24"	20 to 32"	300	113	345.00
D	HTT-N-24-DPED*	24"	24 to 36"	300	126	400.00
E	HTT-N-24-CPED*	24"	21 to 30"	300	64	387.00
F	HTT-N-24-CDPED*	24"	25 to 34"	300	71	456.00
A	HIT-30-7/8	30"	7/8"	1000	134	340.00
B	HIT-N-30-4	30"	4"	500	143	442.00
G	HIT-N-30-PED*	30"	21 to 32"	300	131	490.00
D	HIT-N-30-DPED*	30"	25 to 36"	300	280	672.00

Thin Spin Low-Profile Carousel



- Ideal for use with pallet trucks.
- The Thin Spin is pallet truck loadable because of its sleek 7/8" overall height.

When confronted with minimum floor space and only a hand pallet truck, the Thin Spin low-profile carousel is ideal for loading and unloading pallet applications. Effective ramping length is 4 3/4" -- resultant slope is a mere 11°. A safety detent lock restricts carousel rotation when not in use. Units require a starting force of 35 lbs. and a maintaining force of 25 lbs. FOB Shipping Point.

LOW PROFILE CAROUSEL				
Product No.	Dia.	Cap. (lbs.)	Wt. (lbs.)	Price Ea.
HLP-4000T	51" usable (60" overall)	4000	296	\$1,206.00
HLP-4000T-45	45" usable (53 1/8" overall)	4000	243	1,144.00
HLP-4000T-39	39" usable (47 1/8" overall)	4000	233	1,091.00

Powered Stretch Wrap Machines

- Increase productivity in the shipping department or at the end of a production line.
- Complete with a powered turntable and counter-balanced stretch film mast.

Easy to operate -- simply depress the foot pedal and manually move the mast up and down. The film-wrap tension is controlled with an adjustable, friction-brake assembly. Film placement is controlled manually by moving the carriage assembly up and down on the vertical mast. An easy-to-release, hand operated carriage-brake allows the carriage to move freely making film application fast and simple. The system will accept 10" to 20" material. The unit ships with mast disconnected--simply raise mast and clamp into place. FOB Shipping Point.

The standard manual film wrap delivery can be upgraded to 115V 1-phase AC powered mast option (PMO). The hand held control is used to raise/lower the film while the foot control is used to operate the turntable. Optional Approach Ramp allows the operator to load and unload the machine with a pallet truck.

Product No.	Turntable Dia.	POWERED STRETCH WRAP MACHINES		Max. Load Height	Wt. (lbs.)	Price Ea.
		Turntable Height	Uniform Cap. (lbs.)			
HSWA-50	50"	2 1/8"	4000	82"	597	\$4,527.00
HSWA-70	70"	2 3/8"	4000	82"	985	6,668.00

HSWA-5070LP-PMO Powered Mast Option (50" & 70" dia.) factory installed. Wt. 621 (lbs.) Price Ea. \$2,341.00.
 HSWA-50-R-4848 Approach Ramp Option for SWA-50. 48"W. x 48"L. x 2"H. Wt. 221 (lbs.) Price Ea. \$540.00.
 HSWA-70-R-4848 Approach Ramp Option for SWA-70. 48"W. x 48"L. x 2"H. Wt. 399 (lbs.) Price Ea. \$559.00.
 HSWA-70-SCALE Digital Scale Option for SWA-50. Wt. 680 (lbs.) Price Ea. \$4,675.00.
 HSWA-70-SCALE Digital Scale Option for SWA-70. Wt. 884 (lbs.) Price Ea. \$5,735.00.
 HSWA-50-R-4860-SCL Approach Ramp for Scale Option (SWA-50). Wt. 346 (lbs.) Price Ea. \$779.00.
 HSWA-70-R-4860-SCL Approach Ramp for Scale Option (SWA-70). Wt. 352 (lbs.) Price Ea. \$795.00.



STRETCH WRAP MACHINES



Low-Profile Semi-Automatic Turntable

- Advanced and user friendly controls.
- Superior weight capacity.
- High duty cycle.

X-Stretch 250% pre-stretch film carriage provides superior film economy, film tension, and user safety. Robust PRO-GLIDE turntable support system is maintenance free. DIGI-TECH control unit features unique functions to wrap any pallet type. Expertly engineered for demanding applications. Runs on 115/1/60, 15 amp electric. Tower height 85". Clearance required 95". Turntable height is 3" from floor. Turntable speed adjustable up to 16 RPM. Full feature Semi-Automatic controls. 3/5 year limited warranty. FOB Shipping Point.

LOW-PROFILE SEMI-AUTOMATIC TURNTABLE					
Product No.	Turntable Dia.	Max Wrap Height	Cap. (lbs.)	Wt. (lbs.)	Price Ea.
HSWM-SA-1000	59"	86"	5000	1500	\$10,950.00



Digi-tech Control



X-Stretch Carriage



Pro-Glide



HSWM-SA-1000

Semi-Automatic Stretch Wrap Machine

- Heavy Duty structural steel frame.
- 6 available working modes.

LCD Screen allows user to customize wrapping sequence to ensure a secure wrap. Three pre-stretch settings 100%, 200% and 250%. 20" machine film with a closed loop, self adjusting carriage. PLC controls enable 6 pre-programmable wrapping modes. Automatic photo-eye height detection. Runs on 115/1/60, 15 amp electric. Turntable speed adjustable up to 10 RPM. Tower height 82". Front and rear fork pockets for easy mobility. 1 year limited warranty. FOB Shipping Point.


SEMI-AUTOMATIC STRETCH WRAP MACHINE					
Product No.	Turntable Dia.	Max. Wrap Height	Cap. (lbs.)	Wt. (lbs.)	Price Ea.
HSWM-SA-0750	59"	86"	4400	1000	\$7,800.00



Easy to Use Film Carriage



PLC Multi-Mode Control



HSWM-SA-0750

Semi-Automatic Robotic Stretch Wrap Machine

- Rotation speed up to 250 ft./min.

Simple to use machine for wrapping standard, oversized and odd shaped pallets. Self-propelled for effortless mobility. 3 pre-stretch settings, 100%, 200% and 250% increases film utilization and efficiency while decreasing wrapping material costs. Wrap up to 84" tall. Minimum pallet size is 24" x 24". Easy to program, customizable PLC controls with LCD display. Runs on 24vdc battery, charger uses 115/1/60, 15 amp electrical service. Will wrap approximately 250+ pallets per charge. FOB Shipping Point.

HSWM-MR-2000, Wt. 715 (lbs.), Price Ea. \$11,600.00



HSWM-MR-2000



Easy to Use Film Carriage



PLC Control With LCD Display

Stretch Wrap Machine Film 20"

Standard duty 70 gauge stretch wrap film. Stretches up to 300%. 20" x 5,000' (Nominal). FOB Shipping Point.

HSWMF-20-70-50, Wt. 27 (lbs.), Price Ea. \$61.00



HSWMF-20-70-50

Call for custom sizes or options not shown.

DEPENDABLE SCALES

FED-SWW Washdown Portion Control Scale



- Great for use in restaurants, meat and poultry plants, and bakeries.
- Water resistant protected to IP66 standards.

Dual Range - Finer weighing accuracy in lower range that seamlessly moves to more coarse weighing range when it becomes necessary to weigh heavier items. Weighing modes: lb., oz., kg.,

and g. Runs up to 1000 hrs on 6 "D" size alkaline batteries (not included) or 9V adapter (included). Note: AC adapter is NOT washdown. Stainless steel platform. NTEP legal-for-trade. Large Easy-to-See LCD display with 1"H digits. Auto power off function to conserve battery life during periods of inactivity. Easy-to-use four button keypad: (On/Off), (Zero), (Tare), and (Unit). FOB Shipping Point.

Product No.	FED-SWW WASHDOWN PORTION CONTROL SCALE Capacity/Resolution	Platform Size	Wt. (lbs.)	Price Ea.
HFED-SW-10W	4 lb. x 0.002 lb. / 10 lb. x 0.005 lb. 2500 g. x 1 g. / 5000 g. x 2 g.	9.7 x 7.5"	12	\$299.00
HFED-SW-20W	10 lb. x 0.005 lb. / 20 lb. x 0.01 lb. 5000 g. x 2 g. / 10000 g. x 5 g.	9.7 x 7.5"	12	299.00
HFED-SW-50W	25 lb. x 0.01 lb. / 50 lb. x 0.02 lb. 10000 g. x 5 g. / 20000 g. x 10 g.	9.7 x 7.5"	12	299.00

3800/505 Series Bench Scales

- NTEP approved legal-for-trade.

Weighing, Counting or Check Weighing. Weighing modes: lb./kg. Power with AC adapter charger/internal rechargeable battery (included). Overall dimensions are 26"L x 20"W x 37"H. Mild steel digital display housing with adjustable viewing angle. Stainless steel platform cover resists corrosion and makes cleaning easy. Easy-to-Read LED display with 0.8"H digits. Durable powder coat paint mild steel construction. RS-232 data port with female DB9 connection. Keypad features: On-Off, Total, Count, lb/kg, Gross, Tare, Zero, and Print (requires optional printer/cable). Four adjustable leveling feet. Box size 37" x 27" x 9". FOB Shipping Point.

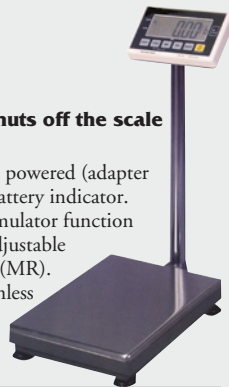


Product No.	3800/505 SERIES BENCH SCALES Capacity/Readability	Platform Size W x D x H	Wt. (lbs.)	Price Ea.
H3800/505-150	150 lb. x 0.05 lb. 75 kg. x 0.02 kg.	20 x 20 x 3"	49	\$639.00
H3800/505-300	300 lb. x 0.1 lb. 150 kg. x 0.05 kg.	20 x 20 x 3"	49	639.00
H3800/505-600	600 lb. x 0.2 lb. 300 kg. x 0.1 kg.	20 x 20 x 3"	49	639.00

FED-UFMB Series Bench Scales

- Battery saving auto-off feature - automatically shuts off the scale after 4 minutes of inactivity (can be disabled).

Two weighing modes, kg. & lb. Three capacities. Both AC powered (adapter included) or built-in NI-CAD rechargeable battery. Low battery indicator. Tare to capacity. LCD display with 2"H characters. Accumulator function allows adding or consecutive weights to arrive at a total. Adjustable feet. Keypad (on/off), (mode), (tare), (zero), (hold), (M+), (MR). Clear plastic molded in-use cover protects the display. Stainless steel 20"H. column. NTEP Legal-For-Trade. FOB Shipping Point.



Product No.	FED-UFMB SERIES BENCH SCALES Capacity/Readability	Platform Size W x D x H	Wt. (lbs.)	Price Ea.
HFED-UFMB-30	60 lb. x 0.02 lb. 30 kg. x 0.01 kg.	13 x 17.7 x 3.5"	29	\$609.00
HFED-UFMB-60	150 lb. x 0.05 lb. 60 kg. x 0.02 kg.	13 x 17.7 x 3.5"	29	609.00
HFED-UFMB-150	300 lb. x 0.1 lb. 150 kg. x 0.05 kg.	13 x 17.7 x 3.5"	29	609.00

Portable Compact Scales



- Light weight and Easy-to-Use two button operation.

Weigh modes: lb./oz. combination or grams only, OCL-201 grams or oz's only. Simple two button operation.

Battery saving auto shut-off and battery indicator.

Large high contrast LCD display. Tare to capacity.

AC powered (adapter included) and 3 "AA" batteries (included). FOB Shipping Point.

Product No.	PORTABLE COMPACT SCALES Capacity/Readability	Platform Size	Wt. (lbs.)	Price Ea.
HOCL-201	200 g. x 0.1 g. 7 oz. x 0.01 oz.	4.75" Round	4	\$90.00
HOCL-2000	2000 g. x 1 g. 4 lb: 6.55 oz. x 0.05 oz.	4.75" Round	4	90.00
HOCL-5000	5000 g. x 1 g. 11 lb: 00.4 oz. x 0.05 oz.	4.75" Round	4	105.00

FED-CPW Plus Series Advanced Digital Bench Scales

Precision weighing. Six Capacities. Remote digital display.

Weigh Modes: lb, kg, oz, and lb:oz combination. Both

AC powered (adapter included) or 6 AA batteries

(batteries not included). Battery saving auto power

off feature can be disabled. Backlite can be set to be always on,

always off, or on only when an item is on the platform. Hold function can be disabled.

Ability to enable only the weighing units needed. Full capacity tare by subtraction.

Platform has stainless steel smooth top. RS-232 Bi-directional interface. LCD display

with 1"H. backlit LCD digits. Simple four button operation: (on/off), (print), (hold),

and (Tare). FOB Shipping Point.



Product No.	FED-CPW PLUS SERIES ADVANCED DIGITAL BENCH SCALES Capacity/Readability	Platform Size	Wt. (lbs.)	Price Ea.
HFED-CPW+6	13 lb. x 0.005 lb./6 kg. x 2 g. 212 oz. x 0.1 oz./13 lb.:1 oz. x 1 oz.*	12 x 12"	10	\$249.00
HFED-CPW+15	33 lb. x 0.01 lb./15 kg. x 5 g. 520 oz. x 0.2 oz./32 lb.:16 oz. x 1 oz.*	12 x 12"	10	249.00
HFED-CPW+35	75 lb. x 0.02 lb./35 kg. x 10 g. 1200 oz. x 0.5 oz./74 lb.:16 oz. x 1 oz.*	12 x 12"	10	249.00
HFED-CPW+75	165 lb. x 0.05 lb./75 kg. x 20 g. 2640 oz. x 1 oz./164 lb.:16 oz. x 1 oz.*	12 x 12"	10	249.00
HFED-CPW+150	330 lb. x 0.1 lb./150 kg. x 50 g. 5280 oz. x 2 oz./329 lb.:16 oz. x 2 oz.*	12 x 12"	10	259.00
HFED-CPW+200	440 lb. x 0.1 lb./200 kg. x 50 g. 7040 oz. x 2 oz./439 lb.:16 oz. x 2 oz.*	12 x 12"	10	269.00

* The oz. readability in lb:oz. mode is different than the oz. only mode due to the number of available digits on the display.

Digital Bench Large Platform Scales

- Stainless steel smooth top platform.
- Backlit LCD display with 1"H. digits.

Multiple weighing modes: lb, lb:oz combination,

oz, kg, and g. Powered with AC power

(adapter included) and rechargeable battery. Auto

power off can be set to disable the feature or to a

pre-set time interval of 2 minutes of inactivity.

Backlite can be set to be always on, always off or on

only when an item is on the platform. RS232

Bi-Directional interface for output to computer or printer - cable required. Hold function


can be enabled to be automatic, no hold, or manual hold. Has the ability to enable only

the weighing units needed. Full capacity tare by subtraction. Simple four button operation:

on/off, print/hold, units, tare/zero. Indicator can be mounted on the scale, on a wall or

seated remotely with a 6' cable. Has casters on one side and handle on the other for easy

rolling portability. Adjustable leveling feet. FOB Shipping Point.



Product No.	Capacity/Readability	Platform Size W x D	Wt. (lbs.)	Price Ea.
HFED-CPW-35L	75 lb. x 0.02 lb./35 kg. x 10 g. 1200 oz. x 0.5 oz./74 lb.:16 oz. x 1 oz.	35.4 x 23.6"	44	\$619.00
HFED-CPW-75L	165 lb. x 0.05 lb./75 kg. x 20 g. 3640 oz. x 1 oz./164 lb.:16 oz. x 1 oz.	35.4 x 23.6"	44	629.00
HFED-CPW-150L	330 lb. x 0.1 lb./150 kg. x 50 g. 5280 oz. x 2 oz./329 lb.:16 oz. x 2 oz.	35.4 x 23.6"	44	639.00
HFED-CPW-200L	440 lb. x 0.1 lb./200 kg. x 50 g. 7040 oz. x 2 oz./439 lb.:16 oz. x 2 oz.	35.4 x 23.6"	44	649.00
HFED-CPW-300L	660 lb. x 0.2 lb./300 kg. x 0.1 kg. 10560 oz. x 5 oz./659 lb.:16 oz. x 5 oz.	35.4 x 23.6"	44	669.00

ACCURATE SCALES

Compact Wireless Crane Weighing

- Rugged Aluminum Die Cast Housing.
- Large Oversized Shackles.

Operating power includes two long lasting Lithium Polymer Rechargeable Batteries. External adapter-charger, use one battery while one is charging. Wireless IR hand held remote control. Wireless portable hand held display with Easy-to-See LED display with 1 1/2" digits with backlight. Weigh modes: lb./kg. Full range tare. Crosby spring load safety hook.



Hand Held Wireless Remote Display

Product No.	Capacity/Readability	Length	Hook Throat	Wt. (lbs.)	Price Ea.
HFED-CCB-1TZ	2000 lb. x 0.5 lb. 1000 lb. x 0.5 kg.	16"	0.98"	25	\$1,915.00
HFED-CCB-3TZ	5000 lb. x 1 lb. 3000 kg. x 0.5 kg.	20.7"	1.33"	40	1,915.00
HFED-CCB-5TZ	10000 lb. x 2 lb. 5000 kg. x 2 kg.	20.7"	1.57"	45	2,215.00
HFED-CCB-10TZ	20000 lb. x 5 lb. 10000 kg. x 5 kg.	27.4"	2.16"	75	2,850.00



FED-CS Series Crane Scale

- Features wireless remote control.
- Aluminum die-cast case.

1.2" high LED display with adjustable brightness. Lbs./kg. mode conversion. Keypad: (On/Off), (Tare), (Zero). Tare to capacity. Alloy steel loadcell. Safety load is 125% of capacity with an ultimate safety load of 400%. Sealed lead-acid battery, 6V/5Ah. Hook with safety latch. Accumulator function calculates total weight. Elongated upper shackle accommodates thick hooks. Display lamps -- zero, hold, stable, lb., kg., tare. Rechargeable battery and AC adapter included. Charging time: 8 hours, operating time approximately 20 hours. IR remote control operates up to 30 ft. powered by two AA batteries. FOB Shipping Point.


Product No.	FED-CS SERIES CRANE SCALES Capacity/Graduation	Length	Wt. (lbs.)	Price Ea.
HFED-CS2000	2000 lb. x 1 lb./1000 kg. x 0.5 kg.	17"	15	\$529.00
HFED-CS1000	1000 lb. x 0.5 lb./500 kg. x 0.2 kg.	17"	15	\$299.00
HFED-CS500	500 lb. x 0.2 lb./250 kg. x 0.1 kg.	17"	15	\$299.00

FED-LC Series Counting Scale

- Removable platform for quick and easy clean up.

AC/Adapter Charger and built-in rechargeable battery. Low battery indicator. Features 3 lines of 0.6"H. seven digit high contrast auto backlight LCD display showing Gross Weight, Unit Weight, and Count. Large

Product No.	FED-LC SERIES COUNTING SCALE Capacity/Readability	Countable Unit Wt.	Wt. (lbs.)	Price Ea.
HFED-LC-T3	3.3 lb. x 0.0001 lb. 1.5 kg. x 0.05 g.	0.00002 lb. 0.01 g.	12	\$309.00
HFED-LC-T7	7 lb. x 0.0002 lb. 3.0 kg. x 0.1 g.	0.00005 lb. 0.02 g.	12	309.00
HFED-LC-T16	16 lb. x 0.0005 lb. 7.5 kg. x 0.2 g.	0.0001 lb. 0.04 g.	12	309.00
HFED-LC-T33	33 lb. x 0.001 lb. 15 kg. x 0.5 g.	0.002 lb. 0.1 g.	12	309.00
HFED-LC-T66	66 lb. x 0.002 lb. 30 kg. x 1 g.	0.0005 lb. 0.2 g.	12	309.00
HFED-LC-T110	110 lb. x 0.005 lb. 50 kg. x 2 g.	0.001 lb. 0.5 g.	12	309.00




9 x 13 1/4" stainless steel weighing pan. 9 one touch memory locations for frequently used component sample weights. Full numeric keypad for easy entry of sample size. Lb/kg. mode switching. Adjustable feet with leveling bubble. Lack of sample, piece weight indicator, stability indicator. Target count-in / count-out functions with an alarm. FOB Shipping Point.

Medium Platform Digital Bench Scales

- Stainless steel smooth top platform.
- Backlit LCD display with 1"H. digits.

Multiple weighing modes: lb., lb:oz combination, oz, kg. Powered with AC power (adapter included) and rechargeable battery. Auto power off can be set to disable the feature or to a pre-set time interval of 2 minutes of inactivity. Backlite can be set to be always on, always off or on only when an item is on the platform. Hold function can be enabled to be automatic on, no hold, or manual hold. Has the ability to enable only the weighing units needed. Full capacity tare by subtraction. Simple four button operation: on/off, print/hold, units, tare/zero. Indicator can be mounted on the scale, on a wall, or seated remotely with a 6 1/2' cable. RS232 Bi-Directional interface for output to computer or printer - cable required. Adjustable leveling feet. FOB Shipping Point.




Product No.	MEDIUM PLATFORM DIGITAL BENCH SCALES Capacity/Readability	Platform Size	Wt. (lbs.)	Price Ea.
HFED-CPW-35M	75 lb. x 0.02 lb./35 kg. x 10 g. 1200 oz. x 0.5 oz./ 74 lb.:16 oz. x 1 oz.	20" x 20"	26	\$429.00
HFED-CPW-75M	165 lb. x 0.05 lb./75 kg. x 20 g. 3640 oz. x 1 oz./ 164 lb.:16 oz. x 1 oz.	20" x 20"	26	\$439.00
HFED-CPW-150M	330 lb. x 0.1 lb./150 kg. x 50 g. 5280 oz. x 2 oz./ 329 lb.:16 oz. x 2 oz.	20" x 20"	26	\$449.00
HFED-CPW-200M	440 lb. x 0.1 lb./200 kg. x 50 g. 7040 oz. x 2 oz./ 439 lb.:16 oz. x 2 oz.	20" x 20"	26	\$459.00

FED-LBK Series Weigh/Count Scales

- Stainless steel weighing platform.
- Large Backlit LCD display with 1"H. digits.

Simple to use with only 5 color coded keys. Internal rechargeable battery with up to 90 hours of operation before requiring overnight recharging. AC adapter charger included. Applications: weighing, counting and percentage weighing. Weighing units: lb., lb:oz combination, oz., kg., g. Battery saving auto/off feature can be enabled/disabled. Overload alarm. Full range tare. Simple counting with preset sample sizes. Sealed membrane keypad. Keypad: (on/off), (units), (zero), (tare), (func). Display indicators: stable, zero, net weight, low battery. Adjustable leveling feet and leveling bubble. Platform size: 9.9"W. x 7.1"D. Box Dimensions are 14" x 12" x 7". FOB Shipping Point.



Product No.	Capacity/Graduation	Wt. (lbs.)	Price Ea.
HFED-LBK-6	6 lb. x 0.001 lb./3 kg. x 0.5 g. 96 oz. x 0.02 oz.	12	\$199.00
HFED-LBK-12	12 lb. x 0.002 lb./6 kg. x 1 g. 192 oz. x 0.05 oz.	12	199.00
HFED-LBK-25	25 lb. x 0.005 lb./12 kg. x 2 g. 400 oz. x 0.1 oz.	12	199.00
HFED-LBK-65	65 lb. x 0.01 lb./30 kg. x 5 g. 1040 oz. x 0.5 oz.	12	199.00

FED-SHC Super High Resolution Counting Scales

- Both AC powered (adapter included), or Built-in Ni-Cad rechargeable battery.

Automatic power save. Low battery indicator alerts operator to charge the battery. Stainless steel platform. Tare to capacity by subtraction. Adjustable feet with level bubble. Auto piece weight enhancement. Accumulation memory for weight and total count. Insufficient unit piece weight and sample size warning. Overweight and counting alarm. 8 one touch memory locations for frequently used component sample weights. Three window displays: gross weight, unit weight and count. Numeric keypad for easy entry of sample size. FOB Shipping Point.

Product No.	FED-SHC SUPER HIGH RESOLUTION COUNTING SCALES Capacity/Readability	Platform Size	Wt. (lbs.)	Price Ea.
HFED-SHC-6	6 lb. x 0.0001	7 x 3.6"	18	\$525.00
HFED-SHC-12	12 lb. x 0.0002 lb.	13.6 x 9"	18	525.00
HFED-SHC-24	24 lb. x 0.0005 lb.	13.6 x 9"	18	525.00
HFED-SHC-60	60 lb. x 0.001 lb.	13.6 x 9"	18	525.00


HSSB102 Stainless Steel Bowl 10" Dia. (top), 2"D, 6" Dia. (bottom). Wt. 2 (lbs.), Price Ea. \$29.00



SCALES

CONFIGURED THREE WAYS:

700M has mild steel indicator, AC powered only. LED display.
700SB has stainless steel enclosure, AC/DC powered w/built-in rechargeable battery and LCD display.



LOW-PROFILE FLOOR SCALE 700 TOUGH SCALE SERIES				
Product No.	Capacity/Readability	Platform Size L x W x H	Wt. (lbs.)	Price Ea.
H33-2.5T/700M	2,500 lb. x 0.5 lb.	36 x 36 x 4 1/2"	200	1,290.00
H33-2.5T/700SB	2,500 lb. x 0.5 lb.	36 x 36 x 4 1/2"	200	1,490.00
H33-5T/700M	5,000 lb. x 1 lb.	36 x 36 x 4 1/2"	200	1,290.00
H33-5T/700SB	5,000 lb. x 1 lb.	36 x 36 x 4 1/2"	200	1,490.00
H44-2.5T/700M	2,500 lb. x 0.5 lb.	48 x 48 x 4 1/2"	270	1,390.00
H44-2.5T/700SB	2,500 lb. x 0.5 lb.	48 x 48 x 4 1/2"	270	1,590.00
H44-5T/700M	5,000 lb. x 1 lb.	48 x 48 x 4 1/2"	270	1,390.00
H44-5T/700SB	5,000 lb. x 1 lb.	48 x 48 x 4 1/2"	270	1,590.00
H44-10T/700M	10,000 lb. x 2 lb.	48 x 48 x 4 1/2"	270	1,390.00
H44-10T/700SB	10,000 lb. x 2 lb.	48 x 48 x 4 1/2"	270	1,590.00
H45-5T/700M	5,000 lb. x 1 lb.	48 x 60 x 4 1/2"	325	1,490.00
H45-5T/700SB	5,000 lb. x 1 lb.	48 x 60 x 4 1/2"	325	1,690.00
H45-10T/700M	10,000 lb. x 2 lb.	48 x 60 x 4 1/2"	325	1,490.00
H45-10T/700SB	10,000 lb. x 2 lb.	48 x 60 x 4 1/2"	325	1,690.00
H46-5T/700M	5,000 lb. x 1 lb.	48 x 72 x 4 1/2"	435	1,590.00
H46-5T/700SB	5,000 lb. x 1 lb.	48 x 72 x 4 1/2"	435	1,790.00
H46-10T/700M	10,000 lb. x 2 lb.	48 x 72 x 4 1/2"	435	1,590.00
H46-10T/700SB	10,000 lb. x 2 lb.	48 x 72 x 4 1/2"	435	1,790.00
H55-5T/700M	5,000 lb. x 1 lb.	60 x 60 x 4 1/2"	450	1,590.00
H55-5T/700SB	5,000 lb. x 1 lb.	60 x 60 x 4 1/2"	450	1,790.00
H55-10T/700M	10,000 lb. x 2 lb.	60 x 60 x 4 1/2"	450	1,590.00
H55-10T/700SB	10,000 lb. x 2 lb.	60 x 60 x 4 1/2"	450	1,790.00
H57-5T/700M	5,000 lb. x 1 lb.	60 x 84 x 4 1/2"	595	2,390.00
H57-5T/700SB	5,000 lb. x 1 lb.	60 x 84 x 4 1/2"	595	2,590.00
H57-10T/700M	10,000 lb. x 2 lb.	60 x 84 x 4 1/2"	595	2,390.00
H57-10T/700SB	10,000 lb. x 2 lb.	60 x 84 x 4 1/2"	595	2,590.00

(Other capacities available)

RAMPS (at least one optional ramp is required for Pallet Jack Access)

H33T-Ramp Manual Jack Only, 3'W. x 3' Incline, Wt. 175 (lbs.) Price Ea. \$360.00
H43T-Ramp Manual Jack Only, 4'W. x 3' Incline, Wt. 200 (lbs.) Price Ea. \$400.00
H44T-Ramp Extended Manual Jack, 4'W. x 4' Incline, Wt. 225 (lbs.) Price Ea. \$480.00
H53T-Ramp Manual Jack Only, 5'W. x 3' Incline, Wt. 200 (lbs.) Price Ea. \$500.00
H54T-Ramp Extended Manual Jack, 5'W. x 4' Incline, Wt. 300 (lbs.) Price Ea. \$650.00

Digital Bench Scale With Handtruck Style Portability

- Stainless steel smooth top platform.
- Backlit LCD display with 1"H. digits.

Multiple weighing modes: lb., oz., kg., lb.:oz. combination. Powered with AC power (adapter included) and rechargeable battery. Auto power off can be set to disable the feature or to a pre-set time interval of 2 minutes of inactivity. Backlight can be set to be always on, always off or on only when an item is on the platform. Hold function can be enabled to be automatic on, no hold, or manual hold. Has the ability to enable only the weighing units needed. Full capacity tare by subtraction. Simple four button operation. RS232 Bi-Directional interface for output to computer or printer – cable required. FOB Shipping Point.

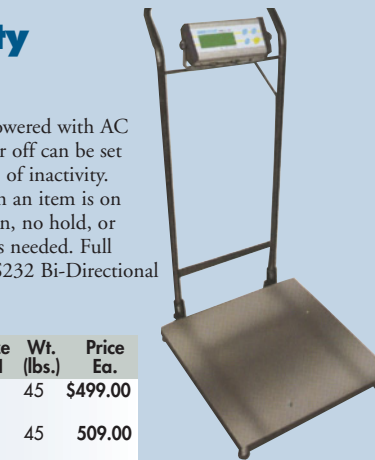
Product No.	Capacity/Resolution	Platform Size W x D x H	Wt. (lbs.)	Price Ea.
HFED-CPW-35W	75 lb. x 0.02 lb./35 kg. x 10 g. 1200 oz. x 0.5 oz./74 lb.:16 oz. x 1 oz.	20 x 20"	45	\$499.00
HFED-CPW-75W	165 lb. x 0.05 lb./75 kg. x 20 g. 3640 oz. x 1 oz./164 lb.:16 oz. x 1 oz.	20 x 20"	45	509.00
HFED-CPW-150W	330 lb. x 0.1 lb./150 kg. x 50 g. 5280 oz. x 2 oz./329 lb.:16 oz. x 2 oz.	20 x 20"	45	519.00
HFED-CPW-200W	440 lb. x 0.1 lb./200 kg. x 50 g. 7040 oz. x 2 oz./439 lb.:16 oz. x 2 oz.	20 x 20"	45	529.00

Universal Portable Bench Scale Series

- Legal-For-Trade.
- Ideal for weighing cylinders, tanks, buckets etc.

AC powered (adapter included) or built-in NI-CAD rechargeable battery (included) or 4 "C" Dry Cell batteries (not included). Automatic power save. Low battery indicator alerts operator to charge the battery. Carrying handle for easy portability. Detachable display. Tare to capacity by subtraction. Adjustable feet – level bubble. Large LCD display with backlight. Dual range. Great for service vans. FOB Shipping Point.

UNIVERSAL PORTABLE BENCH SCALE SERIES				
Product No.	Capacity/Readability	Platform Size W x D x H	Wt. (lbs.)	Price Ea.
HFED-PBS-150	0 - 60 lb. x 0.02 lb. 60 - 150 lb. x 0.05 lb.	14 x 17.5"	15	\$399.00
HFED-PBS-300	0 - 150 lb. x 0.05 lb. 150 - 300 lb. x 0.1 lb.	14 x 17.5"	15	399.00
HFED-PBS-500	0 - 250 lb. x 0.1 lb. 250 - 500 lb. x 0.2 lb.	14 x 17.5"	15	499.00



Low-Profile Floor Scale 700 Tough Scale Series

- Top access leveling feet with built-in level bubble.
- Precision ball and cup feet minimize side load impact.

Tubular ribbed steel understructure for added strength. 1/4" thick diamond safety plate deck with lifting eye bolt. 200% overload protection. 20"L. stainless steel braided cable with quick disconnect. Stainless steel junction box 4X. LB/KG mode switching. Stainless steel swing mount stand for desk or wall mount. RS232 data interface. Tare to capacity. Scale and indicator are NTEP legal-for-trade. Factory calibration. Non-Slip powder coat finish in Red. FOB Shipping Point.

FED-SD Standard Duty Digital Bench Scales

- AC powered with included adapter or 9V DC battery.

When using battery power, use auto-off timer to save battery. Two weigh modes: kg, lbs. Safe overload of 150% capacity. Small platform features painted steel with raised embossed tread pan. Large platform has painted smooth top platform. LCD display and easy to use two button operation. FOB Shipping Point.




FED-SD STANDARD DUTY DIGITAL BENCH SCALES				
Product No.	Capacity/Readability	Platform Size L x W x H	Wt. (lbs.)	Price Ea.
HFED-SD-35	77 lb. x 0.05 lb. 35 kg. x 0.02 kg.	12.4 x 11.8 x 1.5"	12	\$205.00
HFED-SD-75	165 lb. x 0.1 lb. 75 kg. x 0.05 kg.	12.4 x 11.8 x 1.5"	12	220.00
HFED-SD-200	440 lb. x 0.2 lb. 200 kg. x 0.1 kg.	12.4 x 11.8 x 1.5"	12	260.00
LARGE PLATFORM DIGITAL BENCH SCALES				
HFED-SD-75L	165 lb. x 0.1 lb. 75 kg. x 0.05 kg.	20.5 x 15.7 x 3"	36	360.00
HFED-SD-200L	440 lb. x 0.2 lb. 200 kg. x 0.1 kg.	20.5 x 15.7 x 3"	36	393.00

FED-CBK Precision Bench Scales

- Large backlit LCD display with 1" digits.

Internal rechargeable battery with 90 hours of operation before requiring recharging. Full numeric keypad. Full tare range with overload protection. Memory accumulation with pre-set weighing with alarm. Five weighing units: lb., lb.:oz., oz., kg., and g. Check weight feature: Amber, Green and Red LED bar graph (underweight, acceptable, and overweight) for check weight applications. Four LED's for each color can be programmed to turn on together to quickly indicate under/accept/over weights with out reading numbers. Capacity tracker helps prevent users from exceeding capacity of scale. Internal resolution 1 part in 600,000. Color coded keypad highlights the most used keys. Stainless steel weighing platform. Platform size is 8.9" x 10.8". Adjustable leveling feet and leveling bubble. FOB Shipping Point.



PRECISION SERIES BENCH SCALE				
Product No.	Capacity/Readability	Platform Size	Wt. (lbs.)	Price Ea.
HFED-CBK-8	8 lb. x 0.0002 lb./4000 g. x 0.1 g. 128 oz. x 0.005 oz.		15	\$439.00
HFED-CBK-16	16 lb. x 0.0005 lb./8000 g. x 0.2 g. 256 oz. x 0.01 oz.		15	439.00
HFED-CBK-16H	16 lb. x 0.0002 lb./8000 g. x 0.1 g. 256 oz. x 0.005 oz.		15	539.00
HFED-CBK-35	35 lb. x 0.001 lb./16000 g. x 0.5 g. 560 oz. x 0.02 oz.		15	439.00
HFED-CBK-70	70 lb. x 0.002 lb./32000 g. x 1 g. 1120 oz. x 0.05 oz.		15	439.00
HFED-CBK-100	100 lb. x 0.005 lb./48000 g. x 2 g. 1600 oz. x 0.05 oz.		15	439.00

PRECISE SCALES

Industrial Dial Scale

- For heavy, accurate economical weighing.
- Easy-to-read large angled dial with sharply defined increments give pin sharp readings.



Dual chart reads in pound:ounce and kilogram:gram. Plexiglass lens protects dial face and indicator pointer. Painted enamel body. Has an 8" dial diameter for easy reading. FOB Shipping Point.

Product No.	Capacity/Resolution	Platform Size	Wt. (lbs.)	Price Ea.
H8130	130 lb. x 8 oz. / 60 kg. x 200 g.	12 x 12"	20	\$109.00
H866	66 lb. x 4 oz. / 30 kg. x 100 g.	12 x 12"	20	109.00

FED-APM Series Digital Bench Scales

- Use as a remote display, or front mount, or wall mount (brackets included).
- LCD display with 1"H. Easy-to-Read digits.

Both AC powered (adapter charger included) and built-in rechargeable battery. Battery saving auto-off feature. Stainless steel platform cover. Tare to capacity. Accumulator function. Lb./kg. mode switching. Four adjustable leveling feet. 36" coiled cable allows display to be moved away from base to weigh large packages. NTEP approved legal-for-trade. FOB Shipping Point.



-C Optional Stainless Steel Column

Product No.	FED-APM SERIES DIGITAL BENCH SCALES			Wt. (lbs.)	Price Ea.
	Capacity/Readability	Platform Size W x D x H			
HFED-APM15	30 lb. x 0.01 lb. 15 kg. x 0.005 kg.	11 x 13 x 4.1"	17	\$419.00	
HFED-APM30	60 lb. x 0.02 lb. 30 kg. x 0.01 kg.	11 x 13 x 4.1"	17	419.00	
HFED-APM60	150 lb. x 0.05 lb. 60 kg. x 0.02 kg.	11 x 13 x 4.1"	17	419.00	
HFED-APM150	300 lb. x 0.1 lb. 150 kg. x 0.05 kg.	11 x 13 x 4.1"	17	419.00	

Add -C after Product No. 20" high stainless steel column Wt. 5 (lbs.) Price Ea. \$50.00.

Add -PK after Product No. Portability kit with handle and display protector Wt. 6 (lbs.) Price Ea. \$125.00.

FED-GBK Series Counting Scales, Large Platform

- Large backlit LCD display.
- Memory accumulation.

AC adapter/charger and internal rechargeable battery. Stainless steel weighing platform. Numeric keypad for keying in sample size. 5 weighing units: lb., oz., lb.:oz., kg., and g. Overload protection. Capacity tracker warns of pending overloads. Adjustable leveling feet. Full capacity tare. Color coded keys for quick recognition. FOB Shipping Point.



Product No.	FED-GBK SERIES COUNTING SCALES, LARGE PLATFORM			
	Capacity/Readability	Platform Size	Wt. (lbs.)	Price Ea.
HFED-GBK-16	16 lb. x 0.0002 lb.	11.8 x 15.7"	21	\$599.00
HFED-GBK-35	35 lb. x 0.001 lb.	11.8 x 15.7"	21	499.00
HFED-GBK-70	70 lb. x 0.002 lb.	11.8 x 15.7"	21	559.00
HFED-GBK-130	130 lb. x 0.005 lb.	11.8 x 15.7"	21	559.00
HFED-GBK-260	260 lb. x 0.01 lb.	11.8 x 15.7"	21	579.00



D Series

C Series

Compact Balances

- Perfect for use in industry, education, and pharmacy.

AC adapter (included) or 6 double A batteries (not included). Large easy-to-read LCD display with backlight. Four adjustable leveling feet and level bubble. Stainless steel weighing platform. Weighing modes: g., oz., lb. (except D suffix models), dwt., ozt., ct., and seven other modes. RS232C data interface. D suffix models have a 3-way glass draft shield. C suffix models include a counting feature. FOB Shipping Point.

Product No.	COMPACT BALANCES			
	Capacity/Readability	Platform Size	Wt. (lbs.)	Price Ea.
HFED-HRB-103D	100 g. x 0.001 g.	3.85" dia.	12	\$315.00
HFED-HRB-203D	200 g. x 0.001 g.	3.85" dia.	12	395.00
HFED-HRB-303D	300 g. x 0.001 g.	3.85" dia.	12	425.00
HFED-HRB-1002L	1000 g. x 0.01 g.	4.7" x 5.3"	8	310.00
HFED-HRB-3002C	3000 g. x 0.01 g.	6.5" x 7"	8	350.00
HFED-HRB-3001C	3000 g. x 0.1 g.	6.5" x 7"	8	200.00
HFED-HRB-6001C	6000 g. x 0.1 g.	6.5" x 7"	8	250.00
HFED-HRB-10001C	10000 g. x 0.1 g.	6.5" x 7"	8	270.00



VR Series

VL Series

Extreme Washdown Stainless Steel Bench Scales

- Perfect for use in chemical plants, food processing using manual batching, blending or filling.

Internal universal power supply with internal rechargeable battery. 304 grade stainless steel pan with stainless steel frame, column and load cell. Indicator features a stainless steel housing with NEMA 4X/IP65 protection. Multiple weighing modes: lb., oz., kg., and g. LCD display with white LED backlit with 1"H digits. Four non-slip leveling feet with locking nuts. Platform with multiple overload stops for 125% overload protection. Weighing modes: Gross / Tare / Net weighing. FOB Shipping Point.

Product No.	EXTREME WASHDOWN STAINLESS STEEL BENCH SCALES				
	Capacity/Readability	Platform Size W x D	Column Height	Wt. (lbs.)	Price Ea.
HOHD32X-W30VR	60 lb. x 0.01 lb. 15 kg. x 0.005 g.	14 x 12"	22.5"	41	\$1,220.00
HOHD32X-W60VR	150 lb. x 0.02 lb. 60 kg. x 10 g.	14 x 12"	22.5"	41	\$1,220.00
HOHD32X-W60VL	150 lb. x 0.02 lb. 60 kg. x 10 g.	21.7 x 16.5"	36.2"	67	\$1,700.00
HOHD32X-W150VL	300 lb. x 0.05 lb. 150 kg. x 20 g.	21.7 x 16.5"	36.2"	67	\$1,700.00

WEIGHING SCALES

GP250 Electronic General All Purpose Portable

- **Portable** – attached handle allows for easy transport.
- **Large, easy-to-read, LCD display** 1"H. digits with backlight

Battery operated 9V (not included), AC adapter (included). Weight hold key – locks the weight reading when an oversized package is covering the display. Switch between the weighing modes – lb, kg. Indicators – zero, net, stable, low battery. Auto shutdown – auto shut off to save battery after 2 minutes of non-use. Can be configured through the keypad for off, 2 or 4 minutes. Keypad functions – hold, tare, units, zero-on/off. Low battery indicator. Made of tough 22 ga. steel. FOB Shipping Point.



Product No.	Capacity Readability	Platform Size	Wt. (lbs.)	Price Ea.
HGP-250	250 lb. x 0.5 lb. 110 kg. x 0.2 kg.	11 x 12.5"	12	\$109.00

FED-ABK/AFK Series Bench/Floor Scales

- **The most versatile scale available.**
- **Two platform sizes.**

Features multiple weighing units: lb., oz., lb.:oz., kg., and g. Easy-to-see backlit display with 1.6"H digits. Wall mount or pillar mount indicator with adjustable viewing angle. AC adapter/charger and built in rechargeable battery. Stainless steel platform and digital display. RS232 printer port for data output. Checkweight LED indicator lights with [HIGH], [OK], [LOW] indication for speed weighing. Capacity tracker alerts operator of remaining capacity to prevent overloads. Accumulation function for weigh/count. Dynamic weighing function for weighing items that are unstable like liquids or animal weighing. Parts counting function. Rechargeable battery up to 90 hours of operation. Stainless steel column. Non slip rubber feet. Audible alarm. FOB Shipping Point.



Product No.	Capacity/Readability	Platform Size	Wt. (lbs.)	Price Ea.
HFED-ABK-16	16 lb. x 0.0005 lb. 8000 g. x 0.2 g.	11.8 x 15.7"	20	\$720.00
HFED-ABK-35	35 lb. x 0.001 lb. 16 kg. x 0.05 g.	11.8 x 15.7"	20	629.00
HFED-ABK-70	70 lb. x 0.002 lb. 32 kg. x 1 g.	11.8 x 15.7"	20	679.00
HFED-ABK-130	130 lb. x 0.005 lb. 60 kg. x 2 g.	11.8 x 15.7"	20	679.00
HFED-ABK-260	260 lb. x 0.01 lb. 120 kg. x 5 g.	11.8 x 15.7"	20	709.00
HFED-AFK-165	165 lb. x 0.01 lb. 75 kg. x 5 g.	15.7 x 19.7"	33	759.00
HFED-AFK-330	330 lb. x 0.02 lb. 150 kg. x 10 g.	15.7 x 19.7"	33	759.00
HFED-AFK-660	660 lb. x 0.05 lb. 300 kg. x 20 g.	15.7 x 19.7"	33	809.00

AL-OCS-L Light Capacity Crane Scale

- **Fast resolution switching.**
- **Fixed Hook.**

Features 20mm (0.8") LED display. Idle mode to maximize battery life. Hold function, gross/net weight display convertible, unit switch: kg./lb./N. Auto overload alarm at 100% F.S. +9e. Auto shutdown function when low voltage. Easy to replace battery. FOB Shipping Point.



Product No.	Capacity/Readability	Length	Wt. (lbs.)	Price Ea.
HAL-OCS-L60	60 lb. x 0.02 lb. 30 kg. x 0.01 kg.	10.43"	5	\$199.00
HAL-OCS-L120	120 lb. x 0.05 lb. 60 kg. x 0.02 kg.	10.43"	5	199.00
HAL-OCS-L250	250 lb. x 0.1 lb. 120 kg. x 0.05 kg.	10.43"	5	199.00
HAL-OCS-L600	600 lb. x 0.2 lb. 300 kg. x 0.1 kg.	10.43"	5	199.00

Note: Scale length is measured from upper inside of shackle to lower inside of hook

Dial Scale, Stainless Steel Wash Down

- **Ideal for economical weighing in food and chemical applications.**
- **Easy-to-read large angled dial with sharply defined increments give pin sharp readings.**

Dual chart reads in pounds/ounces and kilograms/grams. Plexiglass lens protects dial face and indicator pointer. Dial diameter is 6". FOB Shipping Point.



Product No.	Capacity/Resolution	Platform Size W x D	Wt. (lbs.)	Price Ea.
H611S	11 lb. x 1 oz. / 5 kg. x 20 g.	8 x 8"	10	\$75.00
H622S	22 lb. x 2 oz. / 10 kg. x 50 g.	8 x 8"	10	75.00

General Duty Crane Scales

- **Rugged aluminum die cast housing.**
- **Easy-to-read 1.5" LED, 5 digit display.**

Has wireless remote control. AC adapter 9V/1500mA (included) with 6V/10Ah battery (included). Full capacity Tare range. Lb./kg. mode switching. Overload safety up to 120% maximum capacity. Overload audio warning alarm at 100% full scale capacity + 9 divisions. Ultimate overload 400% maximum capacity. 80 to 100 hours of operation time. Idle mode to maximize battery life. Hold and auto shutdown function. Front panel keyboard features [On/Off], [Tare], [Hold], [Zero]. Indicator lights [Stable], [Hold], [lb.], [kg.] [Zero], and [Tare]. Remote control battery: 2 x 1.5V AA batteries included. FOB Shipping Point.



Product No.	Capacity/Readability	Overall Length	Hook Opening	Wt. (lbs.)	Price Ea.
HAL-OCS-B3-2	2000 lb. x 1 lb. 1000 kg. x 0.5 kg.	15.55"	1.38"	31	\$895.00
HAL-OCS-B3-4	4000 lb. x 2 lb. 2000 kg. x 1 kg.	15.55"	1.38"	31	995.00
HAL-OCS-B3-6	6000 lb. x 2 lb. 3000 kg. x 1 kg.	15.55"	1.38"	31	1,095.00
HAL-OCS-B3-10	10000 lb. x 5 lb. 5000 kg. x 2 kg.	19.29"	1.57"	41	1,295.00
HAL-OCS-A3-20	20000 lb. x 10 lb. 10000 kg. x 5 kg.	30.31"	2.36"	108	1,795.00
HAL-OCS-A3-30	30000 lb. x 10 lb. 15000 kg. x 5 kg.	33.86"	2.36"	158	3,295.00
HAL-OCS-A3-40	40000 lb. x 20 lb. 22000 kg. x 10 kg.	37.4"	2.95"	167	3,595.00

B3 series has Safety Swivel hook. A3 series has Fixed Safety hook.

COUNTING & PALLET JACK SCALES

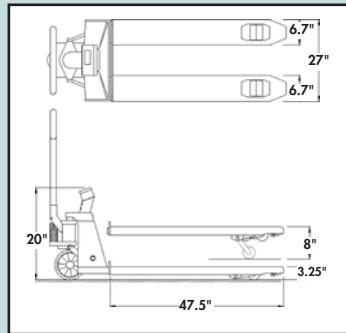


Omega Counting Scales

- Large weighing platform.
- Easy to use.

Omega Counting Scale is a cost-effective, high performance scale designed for a full-range of weighing applications, such as weighing, counting, checkweighing, checkcounting or kitting. The large 13.9" x 9.6" stainless steel platform can easily accommodate most product storage bins. ABS Enclosure, integral design. This scale is perfect for quarterly/semi-annual inventories and parts counting applications. Has internal resolution of 1,000,000 counts. Displayed resolution of 30,000 d. Four sampling methods. Simultaneous weight display-weight, piece weight, pieces, net/gross weight display. Two RS232 outputs, AC and/or lead acid rechargeable battery. Remote scale interface (standard). Hi/Lo weighing and parts counting, 999 parts look up (PLU). Audible beep operation, 36 button keypad, accumulation - weight and piece count. Bar code reader (tare, PLU and piece weight) sold separately. User-selectable printing (bar code printing optional). Time and date. FOB Shipping Point.

OMEGA COUNTING SCALES			
Product No.	Capacity (lbs.)/Division Size	Wt. (lbs.)	Price Ea.
H31784	6 lb., 0.0002 lb. division size	12	\$649.00
H31785	15 lb., 0.0005 lb. division size	12	649.00
H31786	30 lb., 0.001 lb. division size	12	649.00
H31787	60 lb., 0.002 lb. division size	12	649.00
H31788	100 lb., 0.002 lb. division size	12	649.00



Pallet Weigh Plus Pallet Jack Scale

- Ergonomic design.
- Will outperform most application requirements.

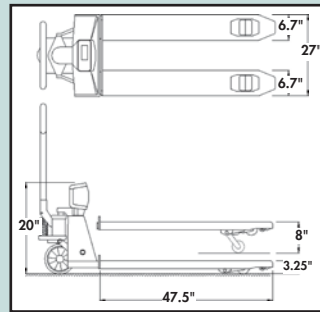
The Pallet Weigh Plus pallet jack scale is ideal in legal-for-trade pallet weighing applications for checking incoming goods, shipping weight and general product weighing. This heavy-duty pallet jack scale provides a quick weight capturing method for fast-moving, limited space environments. Weighs in pounds (default) or kilograms. High accuracy, maximum error 0.1 percent of the applied weight. Gross/net weighing, totaling with sequence number. Piece counting by entry of piece weight. Error messages in display. Easily exchangeable battery pack for continuous use (charger included). Backlit instrument for easy read out. Keypad with 5 function keys – counting, print, tare, zero and on-off. ID-code entry (5 Digit). Optional integrated thermal printer. Optional printing of date, time, counted pieces, gross/net weight. The Pallet Weigh Plus is easy to maneuver and its safety yellow design reduces accidents. Legal for Trade approval is contingent upon installation completed by a certified scale technician. FOB Shipping Point.

Pallet Weigh Pallet Jack Scale

- Rugged and durable.
- Years of accurate weighments.

The Pallet Weigh pallet jack scale is ideal for basic pallet weighing applications for checking incoming goods, shipping weight and general product weighing. This heavy-duty pallet jack scale provides a quick weight capturing method for fast-moving, limited space environments. Weighs in pounds or kilograms. Features low power consumption via automatic switch-off. Weighing tolerance of 0.1 percent of the applied weight. Gross/net weighing, totaling with sequence number. Error messages in display. Keypad with 4 function keys – zero, tare, sum and on-off. Low battery indication in display. The Pallet Weigh is easy to maneuver and its safety yellow design reduces accidents. FOB Shipping Point.

PALLET WEIGH PALLET JACK SCALE			
Product No.	Capacity (lbs.)/Division Size	Wt. (lbs.)	Price Ea.
H32097	5000 lb., 2 lb. division size	400	\$1,999.00
H32154	3000 lb., 1 lb. division size	400	1,999.00



PALLET WEIGH PLUS PALLET JACK SCALE			
Product No.	Capacity (lbs.)/Division Size	Wt. (lbs.)	Price Ea.
H32098	5000 lb., 2 lb. division size	400	\$3,199.00
H32155	3000 lb., 1 lb. division size	400	3,199.00
WITH THERMAL PRINTER			
H32099	5000 lb., 2 lb. division size	400	3,799.00
H32156	3000 lb., 1 lb. division size	400	3,799.00
H32145 Battery Module, Wt. 3 (lbs.) Price Ea. \$105.00			

BlueLine Forklift Scale

Fairbanks Scales BlueLine Forklift scale is a time-saving, on-the-go, pallet/box weighing system. This system transforms almost any Class II/III cleat type forklift into an accurate scale in a matter of minutes. The BlueLine Forklift scale is completely wireless using Bluetooth Technology and it provides its own power source using onboard rechargeable batteries. FOB Shipping Point.

BLUELINE FORKLIFT SCALE			
Product No.	Description	Wt. (lbs.)	Price Ea.
H33174	Class II, 5k x 2 lbs., 42" forks, non-commercial	400	\$7,387.00
H33177	Class II, 5k x 5 lbs., 42" forks, NTEP Approved	400	8,125.00
H33179	Class III, 6k x 5 lbs., 42" forks, non-commercial	420	10,075.00



FLOOR SCALES

Yellow Jacket Mild Steel Floor Scale

- Ideal for operations in low-light warehouse environments.
- Features 4' x 4' platforms with 3" profile.
- Unique multi-ribbed understructure support design.

The Yellow Jacket Floor Scale is finished with a durable, non-slip, safety yellow powder coat paint that is easy for forklift operators to see, even in low-light warehouse environments. The scale is constructed of durable Type A36 carbon steel and has a unique multi-ribbed understructure support design. Top access leveling with built-in bubble level. 1/4" thick deck plate with lifting eyebolts. Comes with safety tread deck. Features 1" backlit LCD display. ABS, Black NEMA 1 or SS NEMA 4X enclosure. Includes 25' cable, 2250 ABS instrument, wall-mounting bracket, quick disconnect and factory calibration. Scale and instrument are "Legal for Trade" in the U.S. and Canada. Legal for Trade approval is contingent upon installation completed by a certified scale technician. FOB Shipping Point.

Product No.	Platform Size	Cap. (lbs.)	Wt. (lbs.)	Price Ea.
H93800	4' x 4'	2500	340	\$1,673.00
H93791	4' x 4'	5000	340	1,673.00

H30256 Optional Safety Tread Ramp, size 4"W x 30"L x 3"H. Wt. 225 (lbs.) Price Ea. \$337.00



Yellow Jacket with Safety Tread Deck and Optional Safety Tread Ramp



FB2250 INSTRUMENT

Indicator features 1", 6-digit, green backlit LCD display that promotes ease of visibility. Features ABS (or stainless steel) enclosure, wall or desk mount.

Aegis® Transport Scale

Easy To Transport

Fairbanks' Aegis® Transport Scales' built-in, two-wheel design, allows for easy portability – just tilt the scale back and move it to the next location. Fairbanks' Aegis® Transport design is totally unique to the drum scale market. You won't find another manufacturer's drum scale that can compete with the Transport's level of portability, rugged design and precision accuracy. These scales come packaged with a FB2250 indicator that includes: a 6-digit, green backlit LCD display that promotes ease of visibility. Stainless Steel Nema 4X enclosure, and can operate on 120VAC power or with 5D cell alkaline batteries. RS232 Output included. Scale and instrument are "Legal for Trade" in the U.S. and Canada. FOB Shipping Point.



1. Take hold of easy grip handle.

2. Use foot to leverage scale backward.



3. Scale easily rolls to desired location. Built-in break point prevents scale from rolling when lowering platform back to level.

Product No.	Material	Platform Size	Cap. (lbs.)	Wt. (lbs.)	Price Ea.
H97670	Mild Steel	24 x 30 x 1 1/2"	1000	395	\$3,408.00
H97671	Mild Steel	24 x 30 x 1 1/2"	2500	395	3,408.00
H97672	Stainless Steel	24 x 30 x 1 1/2"	1000	410	5,158.00
H97673	Stainless Steel	24 x 30 x 1 1/2"	2500	410	5,158.00

H29265 Optional rechargeable battery. Price Ea. \$299.00

BlueLineFS Floor Scale with Bluetooth® Wireless Technology

Wireless Accuracy



Fairbanks BlueLineFS Floor Scale with Bluetooth® Wireless Technology offers floor scale operators the freedom of mobility they have come to expect from other wireless devices. The BlueLine's wireless signal has an omnidirectional acquisition range of up to 50 feet and an operational range up to 100 feet.

The unique BlueLineFS is competitively priced with other standard industrial floor scale systems and comes factory calibrated prior to shipping. While the platform must be powered by 120VAC, the indicator can be powered by either 9VDC @ 200mA, AC adapter (included) or four (4) AA alkaline batteries (not included). This increased flexibility means that mounting options are limitless. "Legal for Trade" in the U.S. and Canada. Legal for Trade approval is contingent upon installation completed by a certified scale technician. FOB Shipping Point.



Remote Display Close-Up

Product No.	Size W x D x H	Cap. (lbs.)	Power Requirements	Wt. (lbs.)	Price Ea.
H106554	48 x 48 x 3"	2500	120 VAC/@ Scale and 9VDC @200mA (AC adapter included)	330	\$1,678.00
H106555	49 x 48 x 3"	5000	or Four (4) AA Alkaline Batteries (not included at Instrument)	330	1,678.00

GENERAL INDUSTRIAL SCALES



Portable Floor Beam Scale

- A rugged and economical mechanical scale for industrial and commercial weighing.
- Large easy-to-read beam – compact and easy to move.

Features cast iron construction, large weighing platform and wheels. This scale is ideal for a wide variety of general weighing applications. Portable beam scale, aided by sturdy cast iron wheels and a compact design is easily maneuvered even in tight spaces. Large, easy-to-read graduations are on a chrome-plated beam with a brass insert. The open-face poise with pointer clearly shows exact weight. A set screw holds the poise firmly in place when preset. "Legal for Trade" in the U.S. and Canada. Some assembly required. FOB Shipping Point.

Product No.	Cap. (lbs.)	PORTABLE FLOOR BEAM SCALE		Wt. (lbs.)	Price Ea.
		Description	Platform Size W x D x H		
H55652	1000	1000 lb., .5 lb. division size	17.75 x 23.5 x 42.75"	185	\$477.00
H55653	1000	500 kg., .2 kg division	17.75 x 23.5 x 42.75"	185	477.00



Portable Digital Utility Scale

- This portable, digital scale runs on either AC power or a built-in rechargeable battery, enabling it to operate virtually anywhere.
- A new ergonomic handle makes moving the rugged, cast iron platform easy, even in space limited environments.

Fairbanks' Portable Digital Utility scale provides convenient, economical digital weighing for the most popular mechanical scale manufactured. Sturdy cast iron base, lever system, platform and wheels provide years of dependable service. Made for easy portability with cast iron wheels and new ergonomic handle. Operates on AC power or internal rechargeable battery, which will last for multiple days with continuous use. 1000 lb. capacity, 0.2 lb. division size. Large 2" tall backlit LCD display. ABS enclosure. RS232 communication. A cost effective solution for basic, portable digital utility scale applications. "Legal for Trade" in the U.S. and Canada. Legal for Trade approval is contingent upon installation completed by a certified scale technician. FOB Shipping Point.

Product No.	Cap. (lbs.)	PORTABLE DIGITAL UTILITY SCALE		Wt. (lbs.)	Price Ea.
		Description			
H147152	1000	1000 lb., .2 lb. division size		175	\$999.00

Stainless Steel Bench Scales Series II

- Lightweight, highly accurate and very portable bench scale for both commercial and non-commercial applications.
- Versatile, portable and affordable.

Fulfills many weighing requirements from inventory and parts counting, to food manufacturing, to shipping and receiving. Features large 1" display with back lighting function that can be engaged for increased visibility. Five programmable buttons – On/Off, number of parts, zero, tare. Stainless steel platform cover lifts off for easy cleaning. Durable welded tubular base construction. Pillar is designed to lower and wrap around base. Features lb./kg. conversion, counting functionality and adjustable pillar/indicator for ease of viewing. "Legal for Trade" in the U.S. and Canada. Legal for Trade approval is contingent upon installation completed by a certified scale technician. FOB Shipping Point.



Series III

- Battery power, rugged construction printer interface.
- Rechargeable battery makes this an optimum choice for outdoor product weighing applications.

A heavyweight in industrial settings with heavy-duty, double tubular, base design, industrial-size stainless steel platform and RS232 printer port. Features 6 digit LCD display with larger numeric readout and back lighting – makes viewing easy in low light. Eight programmable buttons – Units, zero, tare, function, number of parts, on, off, print. Indicator has 75° tilt for operator viewing flexibility. Fully charged battery provides more than 48 hours of continuous use. Load cell design for optimum performance. "Legal for Trade" in the U.S. and Canada. Legal for Trade approval is contingent upon installation completed by a certified scale technician. IPSY Rated. FOB Shipping Point.

SERIES II BENCH SCALES						
Product No.	Platform Size	Available Capacities (lbs.)	Output	Power Requirements	Wt. (lbs.)	Price Ea.
H25825	13 x 17"	60 lbs. x 0.02 lb.	None	120 VAC	30	\$633.00
H25826	13 x 17"	100 lbs. x 0.05 lb.	None	120 VAC	30	633.00
H25827	13 x 17"	150 lbs. x 0.05 lb.	None	120 VAC	30	633.00
H25828	13 x 17"	200 lbs. x .1 lb.	None	120 VAC	30	633.00
H25829	13 x 17"	250 lbs. x .1 lb.	None	120 VAC	30	633.00
H25830	13 x 17"	300 lbs. x .1 lb.	None	120 VAC	30	633.00
H25831	15 x 20"	200 lbs. x .1 lb.	None	120 VAC	42	707.00
H25832	15 x 20"	250 lbs. x .1 lb.	None	120 VAC	42	707.00
H25833	15 x 20"	300 lbs. x .1 lb.	None	120 VAC	42	707.00
H25834	15 x 20"	400 lbs. x .2 lbs.	None	120 VAC	42	707.00
H25835	15 x 20"	500 lbs. x .2 lbs.	None	120 VAC	42	707.00
H25836	15 x 20"	600 lbs. x .2 lbs.	None	120 VAC	42	707.00

SERIES III BENCH SCALES						
Product No.	Platform Size	Available Capacities (lbs.)	Output	Power Requirements	Wt. (lbs.)	Price Ea.
H25837	14 x 18"	60 lbs. x 0.2 lb.	RS232	Battery or 120 VAC	40	\$661.00
H25838	14 x 18"	100 lbs. x 0.05 lb.	RS232	Battery or 120 VAC	40	661.00
H25839	14 x 18"	150 lbs. x 0.05 lb.	RS232	Battery or 120 VAC	40	661.00
H25840	14 x 18"	200 lbs. x .1 lb.	RS232	Battery or 120 VAC	40	661.00
H25841	14 x 18"	250 lbs. x .1 lb.	RS232	Battery or 120 VAC	40	661.00
H25842	14 x 18"	300 lbs. x .1 lb.	RS232	Battery or 120 VAC	40	661.00
H25843	18 x 24"	200 lbs. x .1 lb.	RS232	Battery or 120 VAC	50	809.00
H25844	18 x 24"	250 lbs. x .1 lb.	RS232	Battery or 120 VAC	50	809.00
H25845	18 x 24"	300 lbs. x .1 lb.	RS232	Battery or 120 VAC	50	809.00
H25846	18 x 24"	400 lbs. x .2 lbs.	RS232	Battery or 120 VAC	50	809.00
H25847	18 x 24"	500 lbs. x .2 lbs.	RS232	Battery or 120 VAC	50	809.00
H25848	18 x 24"	600 lbs. x .2 lbs.	RS232	Battery or 120 VAC	50	809.00


BENCH SCALES



QuickSilver Bench Scales Packages

These innovative, stainless steel, sanitary weighing platforms are ideal for:


- Ready to Eat Washdown Applications
- Gross/Tare/Net Weighing
- Chemical
- Food Processing
- Manual batching/filling/blending
- FOB Shipping Point



QuickSilver Platforms



Quick Silver Bench Scale Package



QUICKSILVER BENCH SCALES PACKAGES					
Product No.	Kit includes:	Platform Size	Cap. (lbs.) /Div. Size	Wt. (lbs.)	Price Ea.
H93801	QuickSilver Platform with Stainless Steel Load Cells NexWeigh Pillar for 10" x 10" NexWeigh Series Instrument, 304 Stainless Steel, NEMA 4X	10 x 10"	2 x 0.0005	37	\$1,424.00
H93802	QuickSilver Platform with Stainless Steel Load Cells NexWeigh Pillar for 10" x 10" NexWeigh Series Instrument, 304 Stainless Steel, NEMA 4X	10 x 10"	6 x 0.002	37	1,424.00
H93803	QuickSilver Platform with Stainless Steel Load Cells NexWeigh Pillar for 10" x 10" NexWeigh Series Instrument, 304 Stainless Steel, NEMA 4X	10 x 10"	10 x 0.002	37	1,424.00
H93804	QuickSilver Platform with Stainless Steel Load Cells NexWeigh Pillar for 10" x 10" NexWeigh Series Instrument, 304 Stainless Steel, NEMA 4X	10 x 10"	25 x 0.005	34	1,424.00
H93805	QuickSilver Platform with Stainless Steel Load Cells NexWeigh Pillar for 12" x 12" NexWeigh Series Instrument, 304 Stainless Steel, NEMA 4X	12 x 12"	30 x 0.01	46	1,636.00
H93806	QuickSilver Platform with Stainless Steel Load Cells NexWeigh Pillar for 12" x 12" NexWeigh Series Instrument, 304 Stainless Steel, NEMA 4X	12 x 12"	50 x 0.01	61	1,636.00
H93807	QuickSilver Platform with Stainless Steel Load Cells NexWeigh Pillar for 18" x 18" NexWeigh Series Instrument, 304 Stainless Steel, NEMA 4X	18 x 18"	50 x 0.01	68	1,828.00
H93808	QuickSilver Platform with Stainless Steel Load Cells NexWeigh Pillar for 18" x 18" NexWeigh Series Instrument, 304 Stainless Steel, NEMA 4X	18 x 18"	100 x 0.02	68	1,828.00
H93809	QuickSilver Platform with Stainless Steel Load Cells NexWeigh Pillar for 18" x 18" NexWeigh Series Instrument, 304 Stainless Steel, NEMA 4X	18 x 18"	150 x 0.05	71	1,924.00
H93810	QuickSilver Platform with Stainless Steel Load Cells NexWeigh Pillar for 18" x 18" NexWeigh Series Instrument, 304 Stainless Steel, NEMA 4X	18 x 18"	300 x 0.1	71	1,924.00



NexWeigh Series Instrument

The NexWeigh is Fairbanks Scales new stainless steel, NEMA 4X multi-function instrument. The NexWeigh was designed for a wide variety of applications including floor scales, tank scales, bench scales, hopper scales and checkweighing. 1.25"H, 6-digit amber LED display.



Ultegra® - USB Powered



Ultegra® Junior - AC Powered



Ultegra® Roller Top - USB Powered

Ultegra® Bench Scale line Ultimate Package Weighing Scales

The Fairbanks Ultegra Line of scales is ideal for general purpose and package weighing applications. Designed to communicate with UPS and many other shipping software packages these USB connected scales are ideal for any shipping application. The smallest of the scales - the Ultegra Junior - is constructed of a rugged carbon steel design. While its big brother - the Ultegra (available with a diamond tread top or with a roller top design) - is constructed of a light weight ABS composite material. These scales are extremely low profile at 1½" high and both are accurate to .05#. The 8' USB cable is included with both models. The optional remote display and pillar are nice additions for the Ultegra Flat or Roller Top scales. FOB Shipping Point.

ULTEGRA® BENCH SCALES							
Product No.	Description	Platform Size	Cap. (lbs.)	Output	Power Requirements	Wt. (lbs.)	Price Ea.
H31083C	Ultegra Junior	11 x 11"	70	USB	120 VAC	10	\$379.00
H29824C	Ultegra Flat Top	14 x 14"	150	USB	USB	11	405.00
H30102C	Ultegra Roller Top	14 x 14"	150	USB	USB	18	570.00

H24532 Remote Display (Not for use with Ultegra Junior). Wt. 2 (lbs.) Price Ea. \$112.00

H20301 Stand for Display Wt. 6 (lbs.) Price Ea. \$84.00

H30015 AC Power Adapter for Ultegra (Not for use with Ultegra Junior). Wt. 1 (lb.) Price Ea. \$25.00



Ultegra® Remote Display And Stand

PLASTIC PALLETS

CUSTOM BUILT
PLASTIC PALLETS
MANUFACTURED BY JIFRAM EXTRUSIONS, INC.




PROUDLY MADE
 IN THE U.S.A.



Stacked Plastic Pallets

- Stacked plastic pallets available for immediate shipment.
- Made from 100% recycled rigid PVC plastic.
- 2 or 4-way entry with smooth, slip-resistant or non-slip boards.
- Lipped deck boards and stringers available.
- Order assembled or knocked down to reduce freight costs.
- Satisfy all requirements for international shipping.
- Extreme fire and flame resistance.
- Resist contamination (clean under pressure).
- Many major insurance companies offer discounts for using plastic pallets.
- Offer tracking capabilities such as bar coding and RFID.
- Less warehouse injuries (no splinters or rusted nails).
- Longer life span than wood - replacement boards available for repairs.
- Custom sizes available -- call for details.
- FOB Shipping Point.




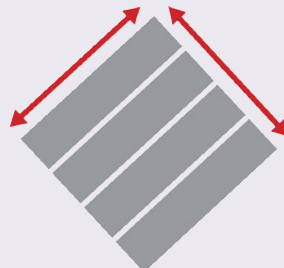

Custom sizes available -- call for details.

STOCKED PLASTIC PALLETS								
Lt. No.	Product No.	Description	Size W x D x H	Floor Cap. (lbs.)	Fork Cap. (lbs.)	Rackable Cap. (lbs.)	Wt. (lbs.)	Price Ea.
A	H05000092	2-Way Entry - Standard	36 x 32 x 4 1/2"	3000	1500	500	26	\$54.27
B	H05000103	2-Way Entry - Lipped	36 x 36 x 5"	3000	1500	500	30	63.76
C	H05000114	4-Way Entry - Standard	48 x 40 x 4 1/2"	3000	1500	750	41	86.99
D	H05000125	4-Way Entry - Heavy Duty	48 x 48 x 5"	6000	3300	1000	53	115.37
E	H05000136	2-Way Entry - Standard	60 x 42 x 4 1/2"	3000	1500	750	54	107.31
F	H05000147	2-Way Entry - Heavy Duty	96 x 48 x 5"	6000	3000	1500	99	198.24
G	H05000191	4-Way Entry - Heavy Duty	96 x 48 x 5"	6000	3000	1500	99	204.13
H	H05000202	Casters - 2-Way Entry	48 x 40 x 9"	1500	1500	750	50	137.01
I	H05000180	2-Way Entry - Standard	24 x 24 x 4"	1000	500	250	12	24.40
J	H05000246	Casters - 2-Way Entry - Non slip	24 x 24 x 9"	1500	1500	750	27	89.00
K	H05000213	2-Way Entry - Standard	30 x 30 x 4"	1000	500	250	16	33.09
L	H05000224	2-Way Entry - Standard	36 x 36 x 4"	1000	500	250	21	43.09
M	H05000235	2-Way Entry - Standard	18 x 48 x 4"	1000	500	250	16	33.21

Pallets are made from recycled rigid PVC and will vary in color (shades of gray to black), weight and surface consistency.

No standard pallet fits your needs?

We will BUILD it.



We deliver
THE PERFECT FIT

Don't compromise
CUSTOMIZE

We build a pallet for your
SPECIFIC NEEDS
 Call for details


PULLERS & LEVER BARS



Plastic Pallets & Skids

- Stackable for efficient space-saving storage.

Made of high-density polyethylene for longer life. Pallets are maintenance free and safer to handle than wooden pallets. Features four-way entry. Serrated deck with holes for drainage. Plastic pallets are ideal for export, pharmaceutical, medical, and food applications. FOB Shipping Point.



HPLP2 Available in Blue, Yellow, Orange, Black and Red


Product No.	Overall Size W x L x H	PLASTIC PALLET & SKIDS			Fork Opening W x H	Color	Wt. (lbs.)	Price Ea.
		Uniformed Floor (Static)	Supported Floor (Dynamic)	Weight Cap. (lbs.) Unsupported Pallet Rack				
HPLP2-4840-BLUE	48 x 40 x 6"	6600	2200	0	9 1/4" x 4"	Blue	30	\$102.00
HPLP2-4840-YELLOW	48 x 40 x 6"	6600	2200	0	9 1/4" x 4"	Yellow	30	102.00
HPLP2-4840-ORANGE	48 x 40 x 6"	6600	2200	0	9 1/4" x 4"	Orange	30	102.00
HPLP2-4840-BLACK	48 x 40 x 6"	6600	2200	0	9 1/4" x 4"	Black	30	102.00
HPLP2-4840-RED	48 x 40 x 6"	6600	2200	0	9 1/4" x 4"	Red	30	102.00
HPLPG-4848	48 x 48 x 6"	6600	2200	0	12 1/2" x 3 1/2"	Gray	55	177.00
HPLPG-4848-HD*	48 x 48 x 6"	8800	2200	0	12 1/2" x 3 1/2"	Gray	70	178.00
HPLPB-4840*	48 x 40 x 5 1/2"	8800	2200	1320	8 1/2" x 3 1/2"	Black	45	130.00
HPLPR-4840**	48 x 40 x 6"	4400	3960	2200	8 3/4" x 3 1/4"	Gray	55	156.00
HPLPR-4840-ST	40 x 48 x 6 1/2"	13200	3960	3300	-	Blue	48	110.00
HPLPS-4840-9L	40 x 48 x 5 1/2"	8800	2200	0	-	Blue	34	105.00
HPLPS-4848	48 x 48 x 5"	4400	1650	0	10 1/2" x 3 1/2"	Gray	40	110.00
HSKID-20	40 x 48 x 5 1/2"	3300	660	0	12 x 3 3/4"	Red	20	47.00

*Not pallet truck usable (not shown)

**Anti-Slide Grommets included in fork pockets and on top/bottom of pallet. Prevents pallets from sliding during transportation.

Plastic Pallet/Skid

This innovative design unites two essential product features; capacity and versatility. Pallet/Skid entry provides 4-way entry, 2-way by pallet truck and 4-way by fork truck. The fork opening is 11 1/2" W. x 3 3/4" H. The skid opening is 10 1/2" W. x 3 3/4" H. Features anti-slide grommets which prevent the pallets from sliding off the forks and each other during transit. Overall size is 40" x 48" x 6". FOB Shipping Point.



HPLPS-4840 Top View

HPLPS-4840 Bottom View

Product No.	Uniformed Supported Weight Cap. (lbs.)			Wt. (lbs.)	Price Ea.
	Floor (Static)	Fork (Dynamic)	Unsupported Pallet Rack		
HPLPS-4840	8800	2200	1760	45	\$96.00

Nestable Press Wood Pallets

Nestable presswood pallets are great for hundreds of applications. Special nestable design allows for stacking, 50 pallets only 86" high. Meets ISPM 15 export specifications. Rounded corners increase life expectancy. Lightweight design weighs 60% less than conventional wood pallets. Does not contain any nails or staples. Manufactured from recycled wood materials. Environmentally responsible. FOB Shipping Point.



HPWP-4242 Top and Bottom View

Product No.	Uniformed Supported Weight Cap. (lbs.)			Overall Size W x D x H	Wt. (lbs.)	Price Ea.
	Floor (Static)	Fork (Dynamic)	Unsupported Pallet Rack			
HPWP-4242	2000	0	0	42 x 42 x 5.6"	79	\$24.40
HPWP-4840	2000	0	0	48 x 40 x 5.6"	81	25.70

Prylever Bars

- Ideal for truck drivers and freight handlers.
- Available with a wood or steel handle.

Provide dock workers, riggers and freight handlers with the leverage to get underneath heavy objects for lifting with fork truck, hand truck or other types of trucks. Rolls on 2 - 5" x 2" poly-on-steel wheels. 6"W. x 3 1/2"L. x 1/2" thick steel nose plate with beveled edge is bolted on the wood handle units and welded on the steel units. FOB Shipping Point.

PRYLEVER BARS					
Product No.	Description	Bar Length	Cap. (lbs.)	Wt. (lbs.)	Price Ea.
HPLB-5	Wood	5'	4250	31	\$130.00
HPLB-6	Wood	6'	4250	32	139.00
HPLB-7	Wood	7'	4250	35	148.00
HPLB/S-5	Steel	5'	5000	37	129.00
HPLB/S-6	Steel	6'	5000	42	147.00
HPLB/S-7	Steel	7'	5000	47	156.00



Pallet Pullers

- Used to pull pallets to rear of trailers for easy fork lift access.
- Heads are self-cleaning and unaffected by wood particles, paint or grease.




Rugged steel construction stands up to heavy use. 1/4" proof coil chain included for attaching pull chain. FOB Shipping Point. HPAL-12 & HPAL-16...single scissor action for wider jaw opening. HPAL-14...cam closing action provides maximum gripping strength and reduce pinch points. Safety handle enables easier positioning and removal of serrated heads. Grips both metal and wood pallets with biting action.

HPAL-21 & HPAL-LP...

1 piece curved heads have integral spurs for gripping pallet stringers.

Product No.	Description	Pulling Cap. (lbs.)	Jaw Height	Jaw Opening	Wt. (lbs.)	Price Ea.
HPAL-14	Cam Action Design	5000	1 1/2"	3"	17	87.00
HPAL-16	Single Scissor	6000	2"	5"	21	80.00
HPAL-21	Double Scissor	5000	2 1/2"	3"	25	79.00
HPAL-LP	Double Scissor - Low Profile	5000	2"	3 1/4"	24	87.00
HPPC-20	20' of 1/4" Chain w/grab hooks	6000			14	49.00
HPPC-40	40' of 1/4" Chain w/grab hooks	6000			28	76.00

LIFTING ACCESSORIES



Convert your forklift into a swivel hook in a MATTER OF SECONDS.

Positive Locking Plate Clamps

- Grips sheet until release ring is pulled.

Serrated gripper is hardened tool steel. Forged head and gear. Safety factor is 2 to 1. Designed to meet ASME B30.20 standards. Not to be used on stainless steel or aluminum plates. For use with materials with a surface hardness to 30 RC (300 HB). FOB Shipping Point.



POSITIVE LOCKING PLATE CLAMPS							
Product No.	Max. Plate Thickness	Min. Plate Wt. (lbs.)	Working Load Limit (lbs.)	Throat Depth	Bale Opening	Wt. (lbs.)	Price Ea.
HLPC-20	.80"	400	2000	2.3"	1.9"	9	\$298.00
HLPC-40	1.18"	800	4000	2.9"	2.2"	13	392.00
HLPC-60	1.56"	1200	6000	3.3"	1.9"	21	472.00

Hoisting Hooks

- Convert your fork trucks into a swivel hook in seconds.
- Built for durable and safe service.

Easy to attach Hoisting Hook does not require special tools. Secured to the fork truck by means of a 36" L safety restraint and screw clamps. Available in single or double fork design. Both single and double attachments are zinc plated. Swivel or rigid hook with shackle included. FOB Shipping Point.

Product No.	Cap. (lbs.)	Hook Type	Usable Fork Pocket Size W x H	Wt. (lbs.)	Price Ea.
SINGLE FORK ATTACHMENT					
HS-FORK-4/6-R	4000	Rigid	6 x 2 1/4"	15	\$90.00
HS-FORK-4/6-S	4000	Swivel	6 x 2 1/4"	15	98.00
DOUBLE FORK ATTACHMENT					
HD-FORK-4-R	4000	Rigid	6 1/8 x 2 1/2"	31	203.00
HD-FORK-4-S	4000	Swivel	6 1/8 x 2 1/2"	31	213.00
HD-FORK-10-S	10000	Swivel	6 1/8 x 3 1/2"	53	375.00

Vertical Plate Clamps With Chain

- Designed for lifting plate material in a vertical position.

Lifting eye includes chain for greater versatility. Heavy-duty steel construction for years of reliable use. Meets ASME B30.20 specifications. Not to be used on stainless steel or aluminum plates. For use with materials with a surface hardness to 30 RC (300 HB). FOB Shipping Point.



VERTICAL PLATE CLAMPS WITH CHAIN							
Product No.	Max. Plate Thickness	Min. Plate Wt. (lbs.)	Working Load Limit (lbs.)	Throat Depth	Bale Opening	Wt. (lbs.)	Price Ea.
HCPC-10	.6"	200	1000	1.25"	2 1/4"	6	\$168.00
HCPC-20	.8"	400	2000	3"	3"	14	225.00
HCPC-40	1"	800	4000	3"	3 3/4"	17	295.00
HCPC-80	1.18"	1320	6600	3"	5 1/4"	33	459.00

Heavy-Duty Steel Pipe Grabs

- Designed for lifting pipe, steel with overhead lifting device.

Automatic operation allows for easy use by anyone. Loads must be centered and guided during lifting operations. Heavy-duty steel construction with painted finish. Also available for lifting cast iron – contact dealer for details.



HEAVY DUTY STEEL PIPE GRABS				
Product No.	Working Load Limit (lbs.)	Pipe O.D.	Wt. (lbs.)	Price Ea.
HPG-5-045	450	3.5"-4"	22	\$245.00
HPG-5-060	600	4.5"-4.8"	21	264.00
HPG-5-100	1000	5.5"-7.0"	26	321.00
HPG-5-140	1400	8.63"-9.05"	40	353.00
HPG-5-200	2000	10.75"-11.10"	117	579.00

Hook Plates

Hook Plates enable any fork truck to safely lift a load using chains, cables or slings. Features slanted fork openings measuring 6 1/2" wide by 1 1/2" high to prevent the hook plate from being used upside down. A hook with anchor shackle is included. FOB Shipping Point.




HOOK PLATES						
Product No.	Hook Style	Height Without Hook	Overall Width	Uniform Cap.	Wt. (lbs.)	Price Ea.
HLM-HP4-S	Swivel	6"	24"	4000	23	\$129.00
HLM-HP4-R	Rigid	6"	24"	4000	23	122.00
HLM-HP6-S	Swivel	6"	24"	6000	25	153.00
HLM-HP6-R	Rigid	6"	24"	6000	25	147.00

Lift Truck Fork Extensions

- Provide the extra support needed to lift long or large objects with a fork truck.
- Fits onto forks up to 2 1/2" thick.

Rugged and durable welded steel construction with cast steel fork tips. Steel retaining strap prevents fork extensions from sliding off forks during use. Extensions are put on by sliding them up the fork at a 45° angle. OSHA regulations require that extensions are no more than 150% of the existing fork length. Powder coat Yellow finish. FOB Shipping Point.



Fork Accessories

Full Loop... Standard on FE series.

Pin Lock... Easy to install design slides on forks horizontally -- no lifting required. Add suffix "P" \$69.00

Rear Spacer... For semi ground level loading. Designed to load a pallet into the rear of trailer conveniently and easily. Add suffix "RS" \$61.00

Product No.	Accommodates Fork Width	Fork Extensions Inside Width	Length	Max. Fork Thickness	Wt. (lbs.)	Price/Pr.
HFE-4-48	4"	4 1/2"	48"	2"	37	\$250.00
HFE-4-54	4"	4 1/2"	54"	2"	42	258.00
HFE-4-63*	4"	4 1/2"	63"	2"	49	270.00
HFE-4-72	4"	4 1/2"	72"	2"	57	292.00
HFE-4-84	4"	4 1/2"	84"	2"	66	314.00
HFE-4-96	4"	4 1/2"	96"	2"	183	331.00
HFE-5-48	5"	5 1/2"	48"	2"	43	258.00
HFE-5-54	5"	5 1/2"	54"	2"	48	270.00
HFE-5-63*	5"	5 1/2"	63"	2"	55	281.00
HFE-5-72	5"	5 1/2"	72"	2"	64	303.00
HFE-5-84	5"	5 1/2"	84"	2"	184	325.00
HFE-5-96	5"	5 1/2"	96"	2"	200	348.00
HFE-6-48	6"	6 1/2"	48"	2 1/2"	47	288.00
HFE-6-54	6"	6 1/2"	54"	2 1/2"	52	307.00
HFE-6-63*	6"	6 1/2"	63"	2 1/2"	58	318.00
HFE-6-72	6"	6 1/2"	72"	2 1/2"	67	348.00
HFE-6-84	6"	6 1/2"	84"	2 1/2"	193	380.00
HFE-6-96	6"	6 1/2"	96"	2 1/2"	218	408.00

OSHA Regulations require that extensions DO NOT exceed the length of the forks by more than 150%. *Recommended maximum length for 42" forks.


FORKLIFT STABILIZATION SAFETY KITS

Forklift Stabilization Safety Kits

- 100% recycled plastic construction.
- Long lasting DURASTAT® composite lumber will not splinter and does not absorb most fluids. DURASTAT® has a 50 year warranty.



Kits contain the basic composite cribbing and wheel chocks useful for safely working on forklifts. Includes a convenient carrying bag for smaller parts. FOB Shipping Point.



Forklift Kit A Contains the basic suggested cribbing and wheel chocks.

Included are: Durastat® plastic lumber,

- (2) 4 x 4 x 48"
- (2) 4 x 4 x 24"
- (2) 3½ x 3½ x 9"
- (2) 3½ x 3½ x 12"
- (2) 2½ x 3½ x 8"
- Cribbing,
- (2) 6 x 7 x 12" with Lanyard
- Wheel Chocks,
- (2) Standard with Lanyard
- (2) Small with Lanyard
- Carrying Case

HCHFSSK-A Wt. 137 (lbs.), Price Ea. \$888.72



Forklift Kit B Contains everything in Kit A, plus: Durastat® plastic lumber,

- (2) 4 x 4 x 48"
- (2) 4 x 4 x 24"
- (2) 3½ x 3½ x 9"
- (2) 3½ x 3½ x 12"
- (2) 2½ x 3½ x 8"
- Cribbing,
- (2) 6 x 7 x 12" with Lanyard
- Wheel Chocks,
- (2) Standard with Lanyard
- (2) Small with Lanyard
- Carrying Case

Plus:

- (2) Medium Step Chocks
- (2) Single Ramp Rizers 3 x 4 x 6"

HCHFSSK-B Wt. 237 (lbs.) Price Ea. \$1,538.76



Forklift Kit C Contains everything in Kit B, plus: Durastat® plastic lumber,

- (2) 4 x 4 x 48"
- (2) 4 x 4 x 24"
- (2) 3½ x 3½ x 9"
- (2) 3½ x 3½ x 12"
- (2) 2½ x 3½ x 8"
- Cribbing,
- (2) 6 x 7 x 12" with Lanyard
- Wheel Chocks,
- (2) Standard with Lanyard
- (2) Small with Lanyard
- Carrying Case
- (2) Medium Step Chocks
- (2) Single Ramp Rizers 3 x 4 x 6"

Plus:

- (4) Large interlocking Super Cribs 6 x 7 x 24"
- (2) Super Wedges 6 x 7 x 24"

HCHFSSK-C Wt. 396 (lbs.) Price Ea. \$2,200.75

Rizer Systems

- Use for forklifts, lo-boys and auto transport.
- Lightweight and splinter free.
- Resistant to gas, oil and chemicals.

100% recycled solid plastic construction for added durability against splitting, rot, fluid absorption, termites or mold. Unmatched strength - stronger than oak. Rizers will support a 50 ton vehicle when used properly. Available with a single ramp, or double ramp. FOB Shipping Point.



Double Ramp Rizer System Shown In Use



Double Ramp Rizer System



Single Ramp Rizer System

Product No.	DOUBLE RAMP RIZER SYSTEM		Wt. (lbs.)	Price Ea.
	Size W x L x H			
HCHRS-44-2-36	4 x 4 x 36"		14	\$61.72
HCHRS-66-2-36	6 x 6 x 36"		30	133.12
HCHRS-68-2-36	6 x 8 x 36"		45	170.85
SINGLE RAMP RIZER SYSTEM				
HCHRS-44-1-30	4 x 4 x 30"		12	97.95
HCHRS-66-1-30	6 x 6 x 30"		30	225.75
HCHRS-68-1-30	6 x 8 x 30"		45	304.45

WIRE MESH PRODUCTS & FORK ACCESSORIES



Wire Mesh Containers

- Features the most efficient method for parts storage or work-in process operations.
- Fully collapsible.

Drop gate provides for easy access. Constructed of heavy-duty wire mesh with a reinforced understructure for maximum support. Rated up to 4,000 lbs. Galvanized finish after the welding process for maximum durability and a rust-free life. Custom sizes upon request. FOB Shipping Point.



WIRE COLLAPSIBLE CONTAINERS											
Product No.	Description	Stackable Layers	Wire Mesh	Outer Size D x L x H	Inner Size D x L x H	Wire Dia.	Thickness*	Cap. (lbs.)	Wt. (lbs.)	Price Ea.	
HCS40483654-Z	XL Wire Basket	3	2 x 2"	40 x 48 x 42"	38 x 46 x 36"	6.0	2.3mm	4000	160	\$182.00	
HCS40483054-Z	Senior Wire Basket	3	2 x 2"	40 x 48 x 36"	38 x 46 x 30"	6.0	2.3mm	4000	145	172.00	
HCS32402854-Z	Medium Wire Basket	3	2 x 2"	32 x 40 x 34"	30 x 38 x 28"	6.0	1.8mm	4000	110	130.00	
HZR5	Junior Wire Basket	3/4**	1/2 x 1/2"	20 x 32 x 22"	19 x 31 x 16"	2.9	2.3mm	1000	55	90.00	
HZR1	Junior Wire Basket	3/4**	1 x 1"	20 x 32 x 22"	19 x 31 x 16"	2.9	1.8mm	1000	45	74.00	

Caster option - add suffix "-CS" to Product No. and add ... \$80.00
 *Support Channel Thickness.
 ** 3-up to 1500 lbs. ea. load capacity, 4-up to 1100 lbs. ea. load capacity.

Wire Mesh Pallets

- More economical and stronger than plastic pallets.

These durable steel pallets are made of heavy gauge wire with reinforced channels -- can hold up to 3500 lbs. Fully galvanized finish after weld. 48" x 40" and 48" x 48" in stock. Custom sizes and designs available. FOB Shipping Point.



WIRE MESH PALLET				
Product No.	Size	Cap. (lbs.)	Wt. (lbs.)	Price Ea.
HMHNRP4840-3	48 x 40"	3500	45	\$55.00
HMHNRP4848-3	48 x 48"	3500	50	61.00



Atlas Fork Truck Extensions

- Made from welded steel.

Retrofit your existing truck to handle large or long loads. OSHA requires extensions do not exceed the length of the forks by more than 50%. Sold in pairs. Factory Quick Ship. FOB Shipping Point.

ATLAS FORK TRUCK EXTENSIONS				
Product No.	Size W x L	Fits Fork Width	Wt. (lbs.)	Price Per Pair
HFE4X54	4 x 54"	4"	90	\$173.34
HFE4X60	4 x 60"	4"	96	184.00
HFE4X63	4 x 63"	4"	102	194.68
HFE4X66	4 x 66"	4"	108	202.68
HFE4X72	4 x 72"	4"	114	216.00
HFE4X84	4 x 84"	4"	132	245.34
HFE4X96	4 x 96"	4"	150	269.34
HFE5X54	5 x 54"	5"	104	245.34
HFE5X60	5 x 60"	5"	112	250.67
HFE5X66	5 x 66"	5"	118	272.00
HFE5X72	5 x 72"	5"	132	277.34
HFE5X84	5 x 84"	5"	156	306.67
HFE5X96	5 x 96"	5"	178	338.67
HFE6X60	6 x 60"	6"	128	312.00
HFE6X66	6 x 66"	6"	136	325.34
HFE6X72	6 x 72"	6"	156	330.67
HFE6X84	6 x 84"	6"	180	360.00
HFE6X96	6 x 96"	6"	202	416.00

Atlas Forklift Forks

Forklifts comply with all ITA requirements for use on an ITA Class II 16" carriage and Class III 20" carriage. FOB Shipping Point.

ATLAS FORKLIFT FORKS "CLASS II"				
Product No.	Size H x W x L	Capacity (lbs.)	Wt. (lbs.)	Price Per Pair
HFK114X4X42	1 1/4 x 4 x 42"	3,000	176	\$333.34
HFK114X4X48	1 1/4 x 4 x 48"	3,000	204	352.00
HFK114X4X60	1 1/4 x 4 x 60"	3,000	214	394.67
HFK112X4X42	1 1/2 x 4 x 42"	4,000	208	333.34
HFK112X4X48	1 1/2 x 4 x 48"	4,000	230	365.34
HFK112X4X60	1 1/2 x 4 x 60"	4,000	270	421.34
HFK112X4X72	1 1/2 x 4 x 72"	4,000	314	469.34
HFK134X4X42	1 3/4 x 4 x 42"	5,000	230	368.00
HFK134X4X48	1 3/4 x 4 x 48"	5,000	252	408.00
HFK134X4X60	1 3/4 x 4 x 60"	5,000	300	453.34
HFK134X4X72	1 3/4 x 4 x 72"	5,000	348	512.00

"CLASS III"				
Product No.	Size H x W x L	Capacity (lbs.)	Wt. (lbs.)	Price Per Pair
HFK134X5X42	1 1/2 x 5 x 42"	6,000	314	477.34
HFK134X5X48	1 1/2 x 5 x 48"	6,000	340	506.67
HFK134X5X60	1 1/2 x 5 x 60"	6,000	406	592.00
HFK134X5X72	1 1/2 x 5 x 72"	6,000	476	701.34
HFK2X5X48	2 x 5 x 48"	8,000	370	533.34
HFK2X5X60	2 x 5 x 60"	8,000	436	613.34
HFK2X5X72	2 x 5 x 72"	8,000	502	757.34



Atlas Forklift Rug Rams (Carpet Poles)

Move up to 1500 lbs. of carpet with 2 1/2" dia. high strength steel poles that are replaceable or rotatable. FOB Shipping Point.

ATLAS FORKLIFT RUG RAMS (CARPET POLES)				
Product No.	Class	Size	Wt. (lbs.)	Price Ea.
HRP9x2 1/2"	II	2 1/2 x 108"	272	\$893.35
HRP10x2 1/2"	II	2 1/2 x 120"	292	893.35
HRP12x2 1/2"	II	2 1/2 x 144"	332	1,006.67

Class III available. Call for prices.

Atlas Forklift Load Backrest

Steel Load backrests are designed to prevent the load from falling toward the equipment driver. This allows product to rest against a square, flat surface that makes loading and unloading safe. Contact Dealer for custom sizes. FOB Shipping Point. HPGHXW Price Ea. \$213.50.



PALLET TRUCKS



Zenith Pallet Scissor Lift

- This "hi-lift" pallet truck is ergonomically designed to reduce back injuries.
- Eliminates the lifting and bending movements in feeding presses or machines.

Lifts 2200 lbs up to 31" on reinforced forks. 3/8" lowered height. Polyurethane wheels and load rollers make movement easy. Steering wheels measure 6" x 2"; fork wheels measure 3" x 2". Two bottom rollers automatically brake to the floor when the forks reach a lifting height of 17". Handle features a 3 position-finger-tip control to raise, lower or neutral. For use with single faced pallets or skids only. FOB Shipping Point.

HZEMSL20½x48ZEPP Fork Size: 20½" x 45". Wt. 310 (lbs.) Price Ea. \$606.67

HZEMSL27x48ZEPP Fork Size: 27" x 45". Wt. 310 (lbs.) Price Ea. \$606.67

E-Z Pallet Lift

- Rugged, dependable and affordable.
- 215° pivot action maneuvers in compact areas.

Rugged 5500 lb. capacity. Spring-A-Matic handle self returns. Safety designed loop handle includes neutral position and fingertip release. Three position hand lowering control. One piece formed steel "C" channel tapered, reinforced forks. Leak-proof pump. Hard chrome plated ram and piston. Tapered fork ends and pallet entry rollers. Polyurethane wheels and rollers for a quiet and smooth use. Model #HEZ27x48EZVS/W is our steel wheel pallet jack. This unit has steel steer and load wheels. FOB Shipping Point.

Product No.	E-Z PALLET LIFT Fork Size	Wt. (lbs.)	Price Ea.
HEZ20½x36EZVPP	20½ x 36"	165	\$288.00
HEZ20½x42EZVPP	20½ x 42"	165	288.00
HEZ20½x48EZVPP	20½ x 48"	165	288.00
HEZ20½x60EZVPP	20½ x 60"	240	660.00
HEZ20½x72EZVPP	20½ x 72"	270	786.67
HEZ27x36EZVPP	27 x 36"	165	288.00
HEZ27x42EZVPP	27 x 42"	165	288.00
HEZ27x48EZVPP	27 x 48"	165	288.00
HEZ27x60EZVPP	27 x 60"	250	660.00
HEZ27x72EZVPP	27 x 72"	280	786.67
STEER WHEEL PALLET JACK - STEEL WHEELS			
HEZ27x48EZVS/W	27 x 48"	180	326.68



ATLAS KWIK-WEIGH ELECTRONIC Pallet Truck Scale

Equipped with Rechargeable Battery Pack and Charger

- Fast, efficient 4500 lb. weighing capacity.
- Features 1½"H. LED digit display.

The all in one Pallet Truck with Scale allows product to be weighed while being moved to storage or to the production line service. Scale has 1 lb. resolution with maximum error of +/- .2% of applied load. 4,500 lb. weighing capacity. LB/KG toggle switch and push button tare. English nomenclature on the indicator face. Lowered height of 2.9" makes for easy pallet entry. Raised height is 7.6". Equipped with rechargeable battery pack for a 35 hour continuous operation on a single charge. Portable Electronic Scale Operations include verify incoming and out going freight, batching by weight, drum filling, and inventory control. This is an all purpose mobile scale.

FOB Shipping Point.

HEZ21X45EZVPPSC

Fork Size 21 x 45". Wt. 375 (lbs.)

Price Ea. \$1,598.00

HEZ27X45EZVPPSC

Fork Size 27 x 45". Wt. 390 (lbs.) Price Ea. \$1,598.00



LOW PROFILE Pallet Truck

- For use where low under clearance is required.

4400 lb. capacity with standard 3-function hand control – raise, neutral, lower. 2" lowered height. FOB Shipping Point.

HEZ27x48VPS-2LP Fork size: 27 x 48". Wt. 190 lbs. Price Ea. \$426.00

HEZ20½x48EZVPS2LP Fork size: 20½x 48". Wt. 182 lbs. Price Ea. \$426.00



STAINLESS STEEL & GALVANIZED Pallet Trucks

- Easy cleaning to meet sanitary requirements.

Ideal for use in food, chemical or pharmaceutical plants where trucks are required to be washed and sanitary. Available in stainless steel or galvanized design. Stainless steel truck will not rust or corrode and features stainless steel parts. Galvanized model is used where wash down is less frequent or sanitary conditions are not required. These trucks have proven reliability and feature large steer wheels with "ball-thrust" steering, high tensile steel frame and seamless forks. Hard chrome-plated ram and piston. Full adjustable push rods on forks. 230° pivot action makes maneuvering in compact areas easy. Spring-A-Matic handle self returns to vertical position. Only 1 snap ring -4 pins to remove hydraulic unit and has grease fittings for easy maintenance. Nylon steer wheels and load rollers are standard for easy quiet travel. Tapered fork ends and maintenance free skids for easy entry and exit of pallets.

Safety designed loop handle, includes neutral position, and fingertip release. FOB Shipping Point.

HEZ27X48EZVNNSS

Fork Size 27 x 48". Wt. 200 (lbs.) Price Ea. \$1,607.00

HEZ27X48EZVPPGZ

Fork Size 27 x 48". Wt. 180 (lbs.) Price Ea. \$438.67



MAGNETIC SWEEPERS & MAGNETIC FORK COVERS



Type ALT

Magnetic Sweepers

TYPE ALT

- Remove hazardous metal debris and reduce costly downtime.
- Highest strength magnetic assembly encased in aircraft grade aluminum extrusion.
- Bottom mounted wear bars for maximum magnet protection.
- Forged steel suspension eyebolts standard.
- Grade 8 Permanent Magnet.
- Easily mounts to forks with Optional Fork Pockets.
- To clean, simply wipe accumulated metal off with gloved hand or towel.



ALL TERRAIN LOAD RELEASE

- For use on Rough, Uneven Terrain.
- Unit comes complete with eyebolts and fork pockets.
- Release feature activated by top mounted release handle.
- Ideal for gravel, dirt, broken concrete and unconventional surfaces.
- Constructed of heavy-gauge steel and aluminum.

"THE ENFORCER" HEAVY DUTY FORKLIFT MAGNET

- Designed for use in extreme situations.
- Mounts easily to almost any forklift.
- Unique dual-handle release system.
- Over 200 lbs. per foot of lifting power.
- Strong grade 8 permanent magnets.
- Works on smooth and rough surfaces with Lifetime Guarantee.



Magnetic sweepers remove massive amount of nails, screws, bolts, tin and other debris from worksites. "The Enforcer" is constructed with a heavy-gauge steel frame and stainless steel base. Simply clamp the unit to your forklift and grab large amounts of tire-damaging metal debris quickly. When the unit is full, rotate the release plate and the debris falls to the ground. Tubular Frame: 5½"W. x 7"H. Total Height: 39" base to top of winch. Length: 72". Base Area: 792 sq. in. Fork Pockets: fit up to 8"W. Forks. Forks Mounted: 36" Center-to-center. Height to top of T-bolt: 12". Overall Height to top of release lever: 17". Overall Width including release lever: 21". FOB Shipping Point.

HFM72 Wt. 350 (lbs.) Price Ea. \$1,395.00.

ECONO-MAG MAGNETIC BROOM



- Removable handle for storage.
- Ideal for use on driveways, job sites and warehouse floors.

The Econo-Mag Magnetic Broom is our most feature-packed magnetic broom! Powerful, economical and light-weight, the Econo-Mag is capable of holding a 50 lb. steel plate.

Removable handle for easy transport and storage. Overall length: 20". Face Width: 2½". Ground clearance: 1½". 5" Wheels.

FOB Shipping Point.

HECM Wt. 10 (lbs.) Price Ea. \$99.00.



Type AR shown with optional Fork Pockets

AUTO RELEASE TYPE A.R.

- For use on Smooth Terrain.
- Flip the latch and the release plate falls and drops accumulated metal.
- Same function as the TYPE ALT with an easy clean release feature.

Product No.	TYPE ALT Size L x W x H	Wt. (lbs.)	Price Ea.
H24ALT	24 x 5 x 2"	28	\$180.00
H36ALT	36 x 5 x 2"	32	260.00
H48ALT	48 x 5 x 2"	37	310.00
H60ALT	60 x 5 x 2"	40	334.29
H72ALT	72 x 5 x 2"	50	395.71

HFP Optional Fork Pockets. Price Ea. Pr. \$46.00

Product No.	AUTO RELEASE TYPE A.R.™ Size L x W x H	Wt. (lbs.)	Price Ea.
H24AR	24 x 5 x 2.5"	30	\$240.00
H36AR	36 x 5 x 2.5"	35	310.00
H48AR	48 x 5 x 2.5"	40	375.00
H60AR	60 x 5 x 2.5"	45	410.00
H72AR	72 x 5 x 2.5"	54	445.00

HFP Optional Fork Pockets. Price Ea. Pr. \$46.00

Product No.	ALL TERRAIN LOAD RELEASE Size L x W x H	Wt. (lbs.)	Price Ea.
HRL-36	36 x 5 x 4"	40	\$278.57
HRL-48	48 x 5 x 4"	50	338.57
HRL-60	60 x 5 x 4"	60	404.29
HRL-72	72 x 5 x 4"	70	484.29



Multi-Surface Magnetic Rake On Wheels

- Snaps up hundreds of fasteners per sweeping.
- Load release feature for easy removal of debris.
- Adjustable sweeping height -- ¾" to 1½" ground clearance.
- Works over a variety of surfaces.
- 7" Cleated, Sealed Bearing Tires.
- Optional Rake Attachment connects quickly.
- FOB Shipping Point



Shown with optional rake attachment.


Product No.	MAGNETIC RAKE ON WHEELS Overall Magnetic Width	Lifting Power (lbs.)	Wt. (lbs.)	Price Ea.
H24"MSM	24"	60	24	\$178.57
H30"MSM	30"	60	28	188.57
H36"MSM	36"	60	33	212.86
H48"MSM	48"	60	39	234.29

HRA Optional Rake Attachment. Available for 30", 36" and 40" models. Price Ea. \$40.00

"DAGS" MAGNETIC FORK COVERS

- Easy to install or remove in seconds without any mechanical or electrical work.
- Sticks securely to forks.
- Resistant to abrasions, atmospheric agents and oil.
- Rib design provides additional coefficient of friction.
- Stores within easy reach on any flat surface on the forklift.
- Lightweight - does not limit truck rest capacity.
- 70 durometer (shore A) black rubber upper layer, a metal inner core and a bottom magnetic layer.

"Dags" Magnetic Fork Covers are ideal for handling a wide variety of loads. Designed for use in any industrial setting where forklifts are used to lift products that could be damaged from contact with bare forks. Covers protect painted metal, anodized aluminum and wood products as well as holding metal loads securely in place preventing slipping and movement. FOB Shipping Point.



Product No.	"DAGS" MAGNETIC FORK COVERS Use With Fork Size	Fork Cover Size W x L	Overall Length	Wt. (lbs.)	Price Ea.
H6538417	3 x 42"	3 x 38"	55"	7.7	\$515.00
H6538260	4 x 42"	4 x 38"	55"	6	465.00
H6538262	4 x 48"	4 x 45"	61"	7	485.00
H6538263	4 x 60"	4 x 54"	61"	7.5	499.00
H6538267	5 x 72"	4½ x 65"	79"	12.5	589.00
H6538268	5 x 96"	4½ x 85"	98½"	25.3	1,195.00

Call for additional available sizes.

STACKERS & SWEEPERS



Electric Stackers



Combination Hand Pump and Electric Stacker

An economical alternative DC powered lift stacker. Ideal for maintenance and commercial applications. 1500 watt motor, 2-12V, 40Ah batteries and 10 amp charger. Individual forks are 6" wide. Works with skids only. FOB Shipping Point.

Product No.	ELECTRIC STACKERS (works with skids only)			Cap (lbs.)	Wt. (lbs.)	Price Ea.
	Overall Fork Size W x L	Lowered Height	Raised Height			
HSE/HP-63	26 1/2" x 42"	3 3/8"	63"	2,000	759	\$2,730.00
HSE/HP-98	26 1/2" x 42"	3 3/8"	98"	2,000	941	3,126.00
HSE/HP-118	26 1/2" x 42"	3 3/8"	118"	2,000	984	3,344.00

Compact Powered Drive Lift

Countered balance design is ideal for die loading or machine feeding. Also ideal for loading and unloading trucks. Powered by a 700 watt driving motor and a 2000 watt lifting motor. 15 amp charger. Individual forks are 3 1/2"W. Overall size is 32 1/2"W x 78"L. Works with skids and pallets. FOB Shipping Point.

Product No.	COMPACT POWERED DRIVE LIFT (works with skids and pallets)			Cap (lbs.)	Wt. (lbs.)	Price Ea.
	Overall Fork Size W x L	Lowered Height	Raised Height			
HS-CB-118	23 1/2" x 30"	1 3/8"	118"	1,000	1892	\$8,683.00

Stacker With Powered Drive and Powered Lift

Transport loads throughout warehouse facilities quickly and with less effort. This powered drive stacker operates smoothly on concrete floors. Individual forks are 6" wide. FOB Shipping Point.

Product No.	STACKER WITH POWERED DRIVE AND POWER LIFT			Cap (lbs.)	Wt. (lbs.)	Price Ea.
	Overall Fork Size W x L	Lowered Height	Raised Height			
Fixed Forks/Adjustable Support Legs (works with pallets and skids)						
HS-62-FA	26 1/2" x 42"	3 3/8"	62"	2,000	1188	\$6,317.00
Adjustable Forks/Adjustable Support Legs (works with pallets and skids)						
HS-62-AA	26 1/2" x 42"	3 3/8"	62"	2,000	1354	6,482.00
Adjustable Forks Over Fixed Support Legs (works with skids only)						
HS-62-FF	26 1/2" x 42"	3 3/8"	62"	2,000	1096	8,755.00

Stackers

Manual Stackers are designed to meet the most challenging tasks. Ideal for use in various workstation and workplace applications. Maintenance free and easy to use. Full height push handle for easy steering and excellent visibility through welded mesh guard. Optional removable platform available.

Manual Hand Winch Stackers feature a heavy duty mast and a unique winch design for easier and safer lifting. Lift and lower by hand winch and steel cable mechanism. 1" lift per handle revolution. Two rigid and two swivel wheels with brakes for easy maneuvering.

Manual Hydraulic Hand Pump Stackers are sturdy and compact to fit through standard doors. Forks are raised by manual hydraulic hand pump operation and released by a lever situated on the handle. 1" lift per handle pump. 2 rigid and 2 swivel wheels standard. FOB Shipping Point.

MANUAL HAND WINCH STACKERS						
Product No.	Fork Length	Service Range	Uniform Cap. (lbs.)	Overall Size	Wt. (lbs.)	Price Ea.
HVWS-770-AA*	30"	1 1/2" x 60"	770	48 x 44 x 78"	361	\$892.00
HVWS-770-FF**	30"	3 3/8" x 60"	770	25 1/2" x 48 x 77 1/2"	361	842.00
MANUAL HYDRAULIC HAND PUMP STACKERS						
HVHPS-2000-AA*	42 1/2"	1 1/2" x 63"	2000	53 x 60 1/2" x 81"	860	1,713.00
HVHPS-2000-FF**	42 1/2"	3 3/8" x 63"	2000	24 x 63 x 77 1/2"	570	1,430.00

*Adjustable Forks & Legs. **Fixed Forks & Legs.

Outdoor Sweepers

Unit HJAN-SM

- Includes 2 brushes one in each front corner with a 1/4" overlap and a retractable handle.

Wide sweeping area of 22". Gear driven manual power. Brush dia. 11". Rear wheels are 8" x 1". Front swivel wheels inside the brushes are 1" x 3". Measures 21 1/2"W. x 24"D. x 8 3/4"H. FOB Shipping Point.

HJAN-SM Wt. 20 (lbs.) Price Ea. \$179.00

Unit HJAN-LG

- Large sweeping area of 32 1/2".

Features folding handle for easy storage. Dustpan measures 18"W. x 12"D. x 9 3/8"H. Brushes are belt driven manual power. 2 - 11" dia. brushes one on each front corner with independent 1/2" height adjustment. 2 - 17 1/2" x 5 1/2" bottom brushes with 1/2" height adjustment in center of unit. Measures 24 1/2"W. x 30"D. x 13"H. FOB Shipping Point.

HJAN-LG Wt. 35 (lbs.) Price Ea. \$329.00



Stacker With Powered Lift

Raise and lower loads quickly and easily with this highly efficient, durable lift. Manual push operation with powered lift. Powered with a 12V, 140Ah battery, includes charger. FOB Shipping Point.

Product No.	STACKER WITH POWERED LIFT			Cap. (lbs.)	Wt. (lbs.)	Price Ea.
	Overall Fork Size (W x L)	Lowered Height	Raised Height			
Adjustable Forks/Adjustable Support Legs (works with pallets and skids)						
HSL-63-AA	26 1/2" x 42"	3 3/8"	63"	2,000	1072	\$2,965.00
HSL-118-AA	26 1/2" x 42"	3 3/8"	118"	2,000	1234	3,494.00
HSL-137-AA	26 1/2" x 42"	3 3/8"	137"	2,000	1289	3,774.00
Fixed Forks Over Fixed Support Legs (works with skids only)						
HSL-63-FF	26 1/2" x 42"	3 3/8"	63"	2,000	1061	2,829.00
HSL-118-FF	26 1/2" x 42"	3 3/8"	118"	2,000	950	3,328.00



LIFT TRUCKS & CARTS



High Rise LIFT TRUCK

- Ergonomic lift truck increases worker and machine efficiency and productivity.
- Reduces muscle fatigue and body injuries by bringing material closer to actual worker height.

Heavy loads can be lifted by electric hydraulic power and manually moved without the use of a fork truck. 12V DC power with on-board battery charger standard. Heavy loads can be lifted by electric hydraulic power and manually moved until auto brake engages at approx 8". Push buttons to raise and lower lift are located on power unit. Key-operated ON/OFF control for better security is built into the power units. FOB Shipping Point.



HIGH RISE LIFT TRUCK						
Product No.	Cap. (lbs.)	Fork Size	Service Range	Operation	Wt. (lbs.)	Price Ea.
HHIPM-2748-DC	2500	27 x 48"	3 1/2" to 31"	DC Battery	604	\$2,546.00
HHIPM-2048-DC	2500	20 x 48"	3 1/2" to 31"	DC Battery	579	2,465.00
HIGH RISE LIFT TRUCK OPTIONS						
Product No.	Description			Wt. (lbs.)	Price Ea.	
HHIPM-PLATE	Solid platform to fit over forks			643	\$253.00	
HHIPM-PTDS	Power traction drive system			156	5,025.00	

Auto-Hite Carts

- Raises or lowers as materials are removed or added to the platform keeping material at ergonomic work height.
- Utilize tension springs which can be adjusted in order to fit each particular application.

Increases efficiency while reducing potentially harmful bending and twisting motions. Features springs with adjustable tension allow user to conveniently "fine tune" to fit the application. Removable handle is bolted on. Rugged heavy duty construction. Rolls on 5 x 2" polyurethane casters -- 2 rigid and 2 swivel with brake. FOB Shipping Point.



Product No.	Cap. (lbs.)	Platform W x L	Service Range	Overall Size W x L x H	Wt. (lbs.)	Price Ea.
HSCSC-500-2040	500	20 x 40"	14 - 34"	20 x 48 x 38"	300	\$1,294.00
HSCSC-500-4242	500	42 x 42"	14 - 34"	42 x 48 x 38"	413	1,512.00
HSCSC-1000-4242	1000	42 x 42"	14 - 34"	42 x 48 x 38"	404	1,537.00
HSCSC-1000-4848	1000	48 x 48"	14 - 34"	48 x 48 x 38"	435	2,057.00
HSCSC-2000-4848	2000	48 x 48"	14 - 34"	48 x 48 x 38"	497	2,630.00

Self-Elevating Lift Cart

- These carts raise and lower as materials are removed or added.
- Keeps materials at an ergonomic work height.

Increase efficiency while reducing potentially harmful bending or twisting motions. Easy tension adjustment for height/weight sensitivity. Removable bolt-on handles. Rolls on 5" x 1", 2 rigid, 2 swivel casters with brake standard. Handles loads up to 800 lbs. FOB Shipping Point.



Product No.	Cap. (lbs.)	Platform Size W x L	Lowered Height	Raised Height	Overall Size W x L x H	Wt. (lbs.)	Price Ea.
HSCSC-400-2032	400	20 x 32"	13 3/4"	30"	20 x 40 x 30 1/2"	213	\$602.00
HSCSC-800-2040	800	20 x 40"	14 1/2"	31"	20 x 48 x 36 1/2"	288	710.00

Tote Lifter

- Designed to lift open bottom skids, boxes and baskets.
- Side stabilizers provide balance to the unit when the load is lifted.

Two operations available -- Hand Pump and 12V DC Power with rocker switch to raise and lower. Hand Pump design features an ergonomic pump handle with 2 lifting speeds to accommodate for light or heavy loads. Suffix "SS" for stainless steel construction. FOB Shipping Point.



Hand Pump HL-220-HD and HL-270-HD

12V DC Powered HL-220-DC-HD and HL-270-DC-HD

TOTE LIFTERS						
Product No.	Cap. (lbs.)	Operation	Fork Size W x L	Service Range	Wt. (lbs.)	Price Ea.
HL-220-HD	3000	Hand pump	20 x 43"	3 1/2 to 31 1/2"	260	\$939.00
HL-270-HD	3000	Hand pump	27 x 43"	3 1/2 to 31 1/2"	267	952.00
HL-270-HD-SS	3000	Hand pump	27 x 45"	3 1/2 to 31 1/2"	306	4,319.00
HL-220-DC-HD	3000	12V DC powered	20 x 45"	3 1/2 to 31 1/2"	404	2,113.00
HL-270-DC-HD	3000	12V DC powered	27 x 45"	3 1/2 to 31 1/2"	404	2,196.00
HL-270-DC-HD-SS	3000	12V DC powered	27 x 45"	3 1/2 to 31 1/2"	427	5,806.00

TOTE LIFTER OPTIONS			
Product No.	Description	Wt. (lbs.)	Price Ea.
HBC	Remote battery charger	14	\$155.50
HBCI	Battery charger indicator	1	96.00

Hand Winch Lift Trucks

- Compact lift trucks are used to lift material to and from shelves, move office equipment and install ceiling/wall appliances.

Operated by a hand-crank winch that features a reversible handle and a hold-down device for securing the carriage during transport. Forks can be inverted to provide 2 different heights. Rugged thick steel forks are 4"W. x 1 1/4" thick and forks measure 20 1/2"W. x 22"L. overall. Truck is made of durable steel-and-aluminum. Rolls on 2 - 8" non-marking rear wheels and 2 - 2" front swivel casters. FOB Shipping Point.



Straddle Design HA-LIFT-S

Standard Design HA-LIFT-R

Counterbalanced Design HA-LIFT-CB

STANDARD DESIGN (Fixed Straddle Width: 13" I.D. & 2 1/2" O.D.)						
Product No.	Cap. (lbs.)	Lowered Height	Raised Height	Wt. (lbs.)	Price Ea.	
HA-LIFT-R	500	3 1/2" / 23 1/2"	47" / 67"	191	\$748.00	
HA-LIFT-R-HP	400	3 1/2" / 23 1/2"	97" / 117"	203	864.00	
STANDARD DESIGN (Adjustable Straddle Width: 21 1/2" to 36" I.D. & 29" to 44" O.D.)						
HA-LIFT-S	500	1 1/2" / 21 1/2"	47" / 67"	200	795.00	
HA-LIFT-S-HP	400	1 1/2" / 21 1/2"	97" / 117"	219	886.00	
HA-LIFT-S-EHP	350	1 1/2" / 21 1/2"	118" / 142"	226	944.00	
COUNTERBALANCE DESIGN						
HA-LIFT-CB	500	2" / 21 1/2"	47" / 67"	437	1,062.00	
HA-LIFT-CB-HP	400	2" / 21 1/2"	97" / 117"	445	1,150.00	
HA-LIFT-CB-EHP	350	2" / 21 1/2"	118" / 142"	454	1,190.00	

HA-LIFT-DK Deck Platform

Wt. 17 (lbs.) Price Ea. \$94.00

HA-LIFT-PN 10" Pneumatic Rear Wheels (not used with CB units.)

Wt. 11 (lbs.) Price Ea. \$57.00

LIFT HAND TRUCKS

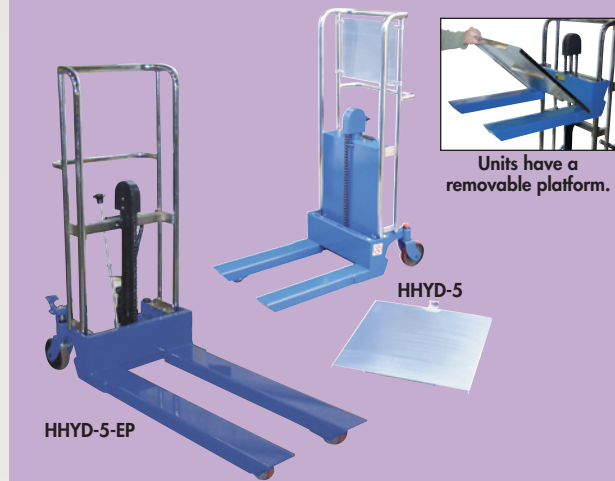
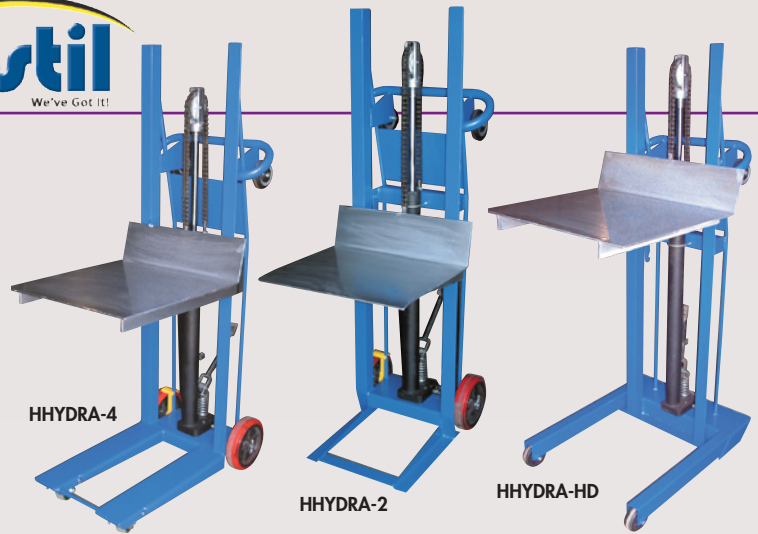


Hydra Carts

- Transport loads in the lowered position and maneuver work materials without the use of a fork truck.
- An efficient way to unload heavy objects from semi-trailers.
- The wheels at the top of each truck allow for easy accessibility into delivery trucks.

Upper wheels standard for loading into trucks. Safe, easy one person handling of loads up to 1000 lbs. Rugged steel construction for years of dependable service. Precision built hydraulic system is activated by easy action foot lever. FOB Shipping Point.

Product No.	Platform Size W x L	HYDRA CARTS Service Range	Cap. (lbs.)	Wt. (lbs.)	Price Ea.
HHYDRA-2	20 x 16"	0 to 52"	750	191	\$714.00
HHYDRA-4	20 x 22"	5½ to 52"	750	220	773.00
HHYDRA-HD	24 x 22"	5½ to 55"	1000	241	944.00



Units have a removable platform.

Hefti-Lifts

- User-friendly portable lifts provide powerful lifting when moving or positioning loads.
- Ideal for commercial or industrial work.

Economical and attractive. Features removable chrome platform for operations requiring forks. Manual hydraulic pump mechanism yields ¾" of platform travel per stroke. Non-slip chain is used for accurate positioning. Units roll easily on 2 rigid, 2 swivel polyurethane casters and includes a foot operated brake for extra safety. All welded steel construction with chrome platform and uprights. Forks measure 4¾"W. x 2½"H. -- fork length is same as platform length. Not for use with pallets. FOB Shipping Point.

Product No.	Platform Size W x L	Service Range	HEFTI-LIFTS Cap. (lbs.)	Operation	Wt. (lbs.)	Price Ea.
HHYD-5	23 x 24"	3½ to 44"	880	Foot pump	246	\$749.00
HHYD-10	23 x 24"	3½ to 59"	880	Foot pump	280	861.00
HHYD-10-DC*	23 x 24"	3½ to 59"	880	12V DC power	270	2,610.00
HHYD-5-EP	23 x 25"	3½ to 44"	400	Foot pump	293	837.00
HHYD-10-EP	23 x 40"	3½ to 59"	300	Foot pump	308	961.00

*Not Shown.

Lite Load Lifts

- Easy to operate lifts are available in steel or aluminum construction for long life.
- Lift and transport loads from delivery trucks, to docks, maintenance work or use in inventory items.

Smooth rolling on 6" x 2" mold-on-rubber wheels on the back of the lift and 2" dia. semi-steel wheels, suffix (-FW). Four swivel front wheels and floor lock are standard on units with suffix (-4SFL). Wheels are also at the top of each truck to allow for easy accessibility into delivery trucks. Low Profile units have a ¾" thick platform with 2"H. side lips. Horizontal load center is 10". FOB Shipping Point.

Product No.	Description	LITE LOAD LIFTS Platform Size W x L	Service Range	Cap. (lbs.)	Wt. (lbs.)	Price Ea.
STEEL CONSTRUCTION						
HLLW-202058-FW	Winch	20 x 20"	3¼ to 58"	500	107	\$554.00
HLLW-242060-4SFL	Winch	24 x 20"	6¼ to 59"	500	198	799.00
HLLH-202053-FW	Foot Pump	20 x 20"	3¼ to 53"	500	180	823.00
HLLH-242056-4SFL	Foot Pump	24 x 20"	6¼ to 57"	500	228	1,020.00
ALUMINUM CONSTRUCTION						
HALLW-2020-FW	Winch	20 x 20"	3¼ to 58"	400	67	\$649.00
HALLW-2420-4SFL	Winch	24 x 20"	6¼ to 59"	400	141	934.00
HALLH-2020-FW	Foot Pump	20 x 20"	3¼ to 53"	400	135	1,094.00
HALLH-2420-4SFL	Foot Pump	24 x 20"	6¼ to 57"	400	172	1,380.00

HLLW-WL Wheel Lock, factory installed, Price Ea. \$66.00
 HLLH-DSP 2 speed foot pump w/flow control & pressure relief. Wt. 2 (lbs.) Price Ea. \$239.00

Product No.	Description	LOW PROFILE LITE LOAD LIFTS Platform Size W x L	Service Range	Cap. (lbs.)	Wt. (lbs.)	Price Ea.
STEEL CONSTRUCTION						
HLLPW-500-FW	Winch	20 x 20"	¼ to 55"	500	134	\$573.00
HLLPW-500-4SFL	Winch	20 x 20"	¼ to 58"	500	222	807.00
HLLPH-500-FW	Foot Pump	20 x 20"	¼ to 50"	500	205	799.00
HLLPH-500-4SFL	Foot Pump	20 x 20"	¼ to 50"	500	249	1,020.00
ALUMINUM CONSTRUCTION						
HALLPW-500-FW	Winch	20 x 20"	¼ to 55"	400	103	\$703.00
HALLPW-500-4SFL	Winch	20 x 20"	¼ to 58"	400	143	988.00
HALLPH-500-FW	Foot Pump	20 x 20"	¼ to 50"	400	141	1,150.00
HALLPH-500-4SFL	Foot Pump	20 x 20"	¼ to 50"	400	172	1,435.00

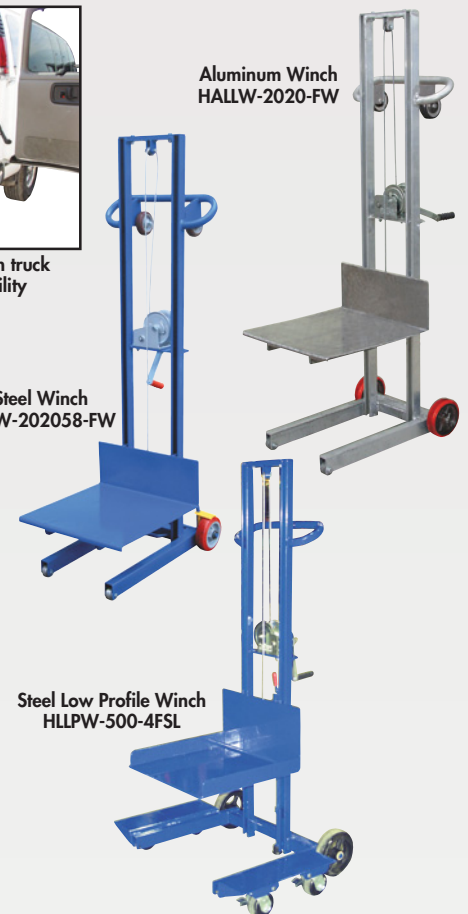
HLLW-FL Floor lock. Wt. 2 (lbs.) Price Ea. \$69.00
 HLLH-DSP 2 speed foot pump w/flow control & pressure relief. Wt. 2 (lbs.) Price Ea. \$239.00



Wheels are at the top of each truck to allow for easy accessibility into delivery trucks.

Aluminum Winch HALLW-2020-FW

Steel Winch HLLW-202058-FW



Steel Low Profile Winch HLLPW-500-FW

PALLET JACKS & LIFTS



Heavy Duty Industrial Pallet Truck

The Best Value At The Lowest Price.

Features:

- Heavy duty capacity of 5500 lbs.
- Hydraulic pump includes overload relief valve.
- Fingertip lever control for selecting raise, neutral or lower positions.
- Height range is 2 7/8" lowered to 7 3/4" raised.

Finally, an economical way for one person to move heavy pallet loads without the use of a fork truck! Proven design has been tested for providing years of reliable service. Includes two articulating steering wheels and two front load rollers. Steering wheels include bearing dust-covers for added life. Nose wheels are located on the front edge of each fork to assist in clean pallet entrance and exit. Reinforced triple-formed steel forks provide twice the strength of standard single-formed forks. Internally mounted solid steel adjustable push rods. Spring loaded loop handle automatically returns to vertical position when not in use. Hydraulic pump design facilitates easy access seal replacement. Chrome-plated hydraulic pump piston for long seal life. FOB Shipping Point.

HPM5-2748 Fork Size: 27" x 48" Wt. 210 lbs. Price Ea. \$387.00

HPM5-2048 Fork Size: 20 1/2" x 48" Wt. 210 lbs. Price Ea. \$372.00

Optional Skid Adapters

HPM5-27SA 27"W. Wt. 46 lbs. Price Ea. \$179.00

HPM5-20SA 20"W. Wt. 41 lbs. Price Ea. \$165.00

Steel DC Powered Quick Lift

- Ergonomic portable electric lift is the quick way to get products from one height to another and from one location to another.
- The most maneuverable lightweight lift of its kind.



HPEL-88

Confined spaces and narrow aisles are no longer a problem. Features high density polyethylene platform, proofed lifting chain, 4 swivel casters, robust D/C power unit and 115V AC charger. Standard with push button control panel and battery indicator. Optional detachable hand pendant control available. Painted Royal Blue. FOB Shipping Point.

Product No.	Cap. (lbs.)	STEEL CONSTRUCTION QUICK LIFT -- DC POWER				Operation	Wt. (lbs.)	Price Ea.
		Raised Hgt.	Lowered Hgt.	Caster Platform Size	W x L			
HPEL-88	175	57"	5.5"	3"	23 1/2 x 18 1/2"	DC Power	168	\$2,102.00
HPEL-100	126	72"	5.5"	3"	23 1/2 x 18 1/2"	DC Power	223	2,265.00
HPEL-400-57	400	57"	6.5"	4"	24 x 20"	DC Power	427	2,876.00
HPEL-400-72	400	72"	6.5"	4"	24 x 20"	DC Power	440	3,183.00

HPEL-HC Optional detachable hand pendant control. Price Ea. \$110.00

Special Attachments and platform available.



Aluminum DC Powered Quick Lift

- Corrosion resistant, lightweight and quiet.
- Efficient and quiet screw design uses less power per lb. to lift.

Features fully programmable state of the art motor controller allows for multiple adjustments to fit your needs. All lift components concealed in lift column -- no dangerous pinch points. Ideal for cleanroom environments. Virtually maintenance free design. Fingertip lift speed adjustment. Rolls on 3" x 1 1/2" polyurethane wheels -- 2 swivel/lock, 2 swivel. Standard with push button control panel, 115V AC charger and battery indicator. Optional detachable hand pendant control available. FOB Shipping Point.

Product No.	Cap. (lbs.)	ALUMINUM CONSTRUCTION QUICK LIFT -- DC POWER				Platform Size W x L	Wt. (lbs.)	Price Ea.
		Raised Hgt.	Lowered Hgt.	Overall Hgt.	Overall Length			
HPEL-88-A	175	57"	5.5	71"	36"	23 1/2 x 18 1/2"	168	\$2,270.00
HPEL-100-A	125	72"	5.5	86"	36"	23 1/2 x 18 1/2"	223	2,422.00

HPEL-HC Detachable hand control available on all units. Price Ea. \$110.00



Model HPM5-2748 shown with P-CADDY

Pallet Truck Caddy

- Converts standard pallet trucks into a portable workstation in minutes.

Easily attaches to virtually any type of pallet truck with hardware included. Manufactured from durable molded yellow plastic for an attractive look. Features beverage holder, tool pockets, pen, pencil tray and clipboard holder. Large storage compartments in back can also be used as a convenient wastebasket. Pallet Truck sold separately. FOB Shipping Point.

HP-CADDY Wt. 8 (lbs.) Price Ea. \$89.40



Fully Powered Electric Pallet Truck

- Fully powered pallet truck for easy and quick operation.

Easy, efficient and safe operating features. Includes fingertip raise and lower buttons. Easy-to-operate throttle for forward and reverse direction. Throttle offers infinite forward and reverse speeds. Includes battery charger, horn and safety belly reverse button. Runs off 24V batteries. Model HEPT-2547-30 uses 2 - 12V batteries with 95Ah. Model HEPT-2748-45 uses 4 - 6V batteries with 200Ah. FOB Shipping Point.



HEPT-2748-45



HEPT-2547-30

Product No.	Cap. (lbs.)	Fork Size W x L	Individual Fork Width	Service Range	Wt. (lbs.)	Price Ea.
HEPT-2547-30	3000	25 x 47"	5.9"	3.1 - 7.8"	742	\$3,998.00
HEPT-2748-45	4500	27 x 48"	6.9"	3.2 - 8.2"	1116	6,197.00

Hand Winch Lifter

- Durable lift is easy to maneuver in congested areas.
- Features 20 x 20" removable platform for increased versatility.

Easily adjusted handle length expedites up and down speed and convenience. Lifts 2 1/2" per rotation. 4" x 1" wheel size. FOB Shipping Point.



Product No.	Cap. (lbs.)	Service Range	Overall Width	Overall Height	Fork Length	Wt. (lbs.)	Price Ea.
HHWL-330	330	3" to 43 1/2"	32 1/2"	58"	19 1/2"	213	\$505.00

INDUSTRIAL DUTY PALLET JACKS

Universal Pallet Truck Footguard

- **Universal design fits most manual hand pallet trucks.**

Prevent unnecessary lost time due to foot injuries. Reusable and transferable between different pallet trucks. Mounting hardware and installation instructions included. Foot protection is offered on inclines and declines. Wrap around guard floats up and down allowing for use on dock levelers and dock plates. Offers full range of motion and does not interfere with normal pallet truck operation. Steel construction with powder coat finish. FOB Shipping Point.



HPM5-TG Wt. 5 (lbs.) Price Ea. \$72.20

Galvanized Pallet Jacks

- **Designed for corrosive or wet environments.**
- **Full featured design for rough conditions.**

Designed for chemical, pharmaceutical and washdown applications. 5500 lb. capacity. Fork size: 27"W. x 48"L. Service range is 2 1/2" to 7 1/2". FOB Shipping Point.

HPM5-2748-S-G Wt. 197 (lbs.) Price Ea. \$584.00



Stainless Steel (Type 304) Pallet Trucks

- **Ideal for sanitary, pharmaceutical, medical, food and wet environments.**
- **Durable 5500 lb. capacity.**

Choose either 304 stainless steel frame and forks or entirely 304 stainless steel pallet truck for long life in even the most harsh environments. Fork size: 27"W. x 48"L. Service range is 2 1/2" to 7 1/2". FOB Shipping Point.

HPM5-2748-SFF SS Frame & Forks.

Wt. 194 (lbs.) Price Ea. \$1,167.00

HPM5-2748-SS SS Type 304.

Wt. 225 (lbs.) Price Ea. \$2,468.00



Wheel Nose Pallet Trucks

- **Designed to position pallets or skids closely in a row.**
- **Fork end is set back from the front rollers allowing for one pallet pick up at a time.**

Features a rubber grip handle with a 3 handle position for easy operation and maneuvering. Heavy-duty rated at 5000 lbs. and has a service range from 3 1/2" to 8". Includes 2 articulating steering wheels and 2 front load rollers. Spring loaded loop handle automatically returns to vertical position when not in use. Red in color. FOB Shipping Point.

HPM5-2038-WN 20"W. x 38"L. Wt. 240 (lbs.) Price Ea. \$427.00

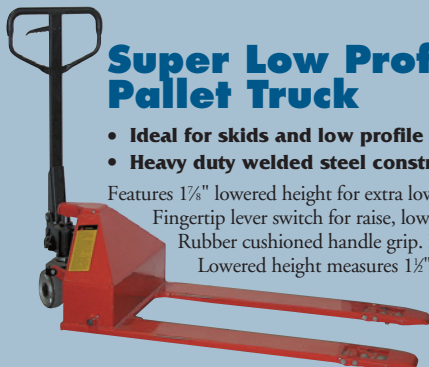
HPM5-2738-WN 27"W. x 38"L. Wt. 258 (lbs.) Price Ea. \$444.00



Super Low Profile Pallet Truck

- **Ideal for skids and low profile pallets.**
- **Heavy duty welded steel construction.**

Features 1 1/2" lowered height for extra low profile skids or pallets. Fingertip lever switch for raise, lower and neutral operation. Rubber cushioned handle grip. Powder coat red finish. Lowered height measures 1 1/2". FOB Shipping Point.



Product No.	Cap. (lbs.)	Fork Size W x L	Service Range	Wt. (lbs.)	Price Ea.
HPM2-2044-SLP	2200	20 x 44"	1 1/2" - 3 3/8"	290	\$685.00



Deluxe Pallet Jack



Low Profile Pallet Jack



Deluxe & Low-Profile Pallet Jack

- **An economical way to move heavy pallet loads without the use of a fork truck.**
- **Includes 2 articulating steering wheels and 2 front load rollers.**

Steering wheels include precision bearing and dust covers for added life. Nose wheels are located on the front edge of each fork to assist in clean pallet entrance and exit. 2 entry wheel facilitate easy entry and 2 exit rollers make disengagement much smoother. Reinforced triple-formed forks. Internally mounted solid steel adjustable push rods. Spring loaded loop handle automatically returns to vertical position when not in use. Hydraulic pump design facilitates easy-access seal replacement. Chrome plated hydraulic pump piston for long seal life. 5500 lb. cap. for standard jack - 4,000 lbs. for low profile jack. Red powder coat finish. FOB Shipping Point.

Product No.	DELUXE PALLET JACKS		Wt. (lbs.)	Price Ea.
	Fork Size W x L	Lowered Height		
HPM5-2748	27" x 48"	2 1/2"	210	\$387.00
HPM5-2048	20" x 48"	2 1/2"	210	\$372.00
LOW PROFILE PALLET JACKS				
HPM4-2048-LP	20" x 48"	1 1/2"	229	410.00
HPM4-2748-LP	27" x 48"	1 1/2"	253	410.00
HPM4-3348-LP	33" x 48"	1 1/2"	271	431.00

Pallet Jack With Scale

- **Digital scale allows weighing of load on the spot for maximum efficiency.**
- **Uses heavy-duty steel construction for maximum strength and durability.**

User friendly and suitable for low height lifting. Built-in scale allows weighing of load while it is being handled. Scale is selectable in a variety of increments to adjust to the size of your load. Keyboard calibration and functional setup with automatic zero capabilities. Digital filtering is used to help compensate for vibration and motion for smoothness and accuracy. Each fork is 7" in width. Scale factory calibrated for shipping destination. Scale is powered with (4) C batteries. AC Adaptor is included. FOB Shipping Point.



Product No.	Description	Cap. (lbs.)	Fork Size W x L	Service Range	Wt. (lbs.)	Price Ea.
HPM-2048-SCL-LP	Low Profile w/Scale	5000	22 3/4 x 48"	3 - 7 1/2"	335	\$1,875.00
HPM-2748-SCL-LP	Low Profile w/Scale	5000	27 1/2 x 48"	3 - 7 1/2"	335	1,875.00

Economy Pallet Truck

- **The affordable way for one person to move heavy pallet loads without a fork truck.**
- **User friendly and low maintenance.**

Proven ergonomic design has been tested for providing years of reliable usage. Ergonomic design requires only 75 lbs. of pulling force when fully loaded. Spring loaded loop handle automatically returns to vertical position when not in use. Chrome-plated hydraulic pump piston for long seal life. Sloped and rounded fork nose design. 7" nylon steering wheels. 3 position lever -- raise, neutral and lower. Hydraulic pump includes overload relief valve. Pump bypasses at full height. User friendly entry and exit rollers. Yellow powder coat finish. FOB Shipping Point.



Product No.	Cap. (lbs.)	Fork Size W x L	Service Range	Wt. (lbs.)	Price Ea.
HPM5-2748-Y	5500	27 x 48"	2 1/2" - 7 1/2"	216	\$352.00

PALLET TRUCKS



Adjustable Width Pallet Truck

- Adjustable fork widths.
- Just loosen and reset front and rear adjusting bolts.

One truck does the work of two. Handles loads up to 5500 lbs. Features 3"W. polyurethane load wheels. Adjustable fork connecting rods. Overload bypass valve. Rubber coated handle. Entry and exit rollers. 7.5" raised height. 3" lowered height. 3" load wheels and 8" steering wheels -- both mold-on polyurethane. FOB Shipping Point.

H272744, 21 - 27" Adjustment, Wt. 200 (lbs.) Price Ea. \$525.90
H272746, 16 - 20" Adjustment, Wt. 176 (lbs.) Price Ea. \$609.90

CPI Pallet Truck

- Durable and affordable pallet truck.
- Features polyurethane load and steering wheels.
- 4mm thick forks.

Safely and easily lift and move pallets up to 5500 lbs. Features adjustable fork connecting rods. Overload bypass. Rubbercoated handle. 7.25" raised height. 2.9" lowered height. 6"W. forks. 2 year pump warranty. FOB Shipping Point.



Product No.	Cap. (lbs.)	CPI PALLET TRUCK Fork Size W x L	Wt. (lbs.)	Price Ea.
H272655	5500	21 x 36"	168	\$385.68
H272656	5500	21 x 42"	180	385.68
H272657	5500	21 x 48"	189	385.68
H272658	5500	27 x 36"	178	385.68
H272659	5500	27 x 42"	186	385.68
H272660	5500	27 x 48"	196	385.68

The Scale Truck

- Lift, transfer and weigh loads up to 5000 lbs.
- Weighing accuracy + or - .22 lbs. or 3.5 oz.

Features LCD display scale. Metler-Toledo Hawk scale/sensor. UL approved scale operates on 6-D cell batteries or AC. 3 position hand control. 205° turning radius. 2.9" lowered height. 8" raised height. FOB Shipping Point.



Product No.	Cap. (lbs.)	SCALE TRUCK Fork Size W x L	Wt. (lbs.)	Price Ea.
H272936	5000	27.5 x 47.5"	307	\$1,793.70
H272938	5000	22 x 47.5"	300	1,793.70



CP3 Economy Pallet Truck

- 3mm thick forks.

Lifts loads up to 5,500 lbs. Features overload bypass, rubber coated handle, adjustable fork connecting rods, entry and exit rollers 7" mold-on polyurethane steering wheels, 210° steering. 6"W. forks. 7.25" raised height. 2.9" lowered height. FOB Shipping Point.

Product No.	Overall Size W x L x H	Fork Size W x L	Wt. (lbs.)	Price Ea.
H273453	21 x 51 x 48½"	21 x 36"	166	\$372.60
H273454	21 x 63 x 48½"	21 x 48"	187	372.60
H273448	27 x 63 x 48½"	27 x 48"	194	372.60

Manual High Lift Pallet Truck

- Lift 2200 lb. pallet loads up to 31.5" with ease.
- Features loop handle with inside hand control.

Rolls smoothly on mold-on polyurethane wheels. 180° steering arc. Closed pallets must be placed on top of forks. 3.6" lowered fork height. FOB Shipping Point.

H272462 Fork size: 21" x 44.5". Wt. 275 (lbs.) Price Ea. \$848.40
H272463 Fork size: 27" x 44.5". Wt. 300 (lbs.) Price Ea. \$848.40



Electric High Lift Pallet Truck

- Lift 3000 lb. loads up to 31" in 10-12 seconds.
- Includes 12V battery charger.

Ideal for work positioning stations. Smooth operating battery lifter makes short work of heavy loads. Easy one man operation saves time and effort. Rolls smoothly on polyurethane wheels. 180° steering radius. 3.3" lowered height. Comfort coated handles. FOB Shipping Point.

H272939 Fork size: 21" x 45". Wt. 315 (lbs.) Price Ea. \$2,285.40
H272937 Fork size: 27" x 45". Wt. 322 (lbs.) Price Ea. \$2,285.40



MANUAL & POWERED PALLET TRUCKS & PALLET LEVELER

4-Way Pallet Truck

- Enter pallet from all four sides.
- 3-year pump warranty.

Safely and easily lift and move pallets. Overload bypass, reinforced forks, rubber-coated handle measures 47" in height. 101° steering and can enter pallet from all four sides. Adjustable fork connecting rods, steel 1.7" load wheels and 6" polyurethane steering wheels. Lowered/raised fork height measures 1³/₄"/6". FOB Shipping Point.



H273400

4-WAY PALLET TRUCK					
Product No.	Cap. (lbs.)	Fork Area W x L	OA Truck Length	Wt. (lbs.)	Price Ea.
H273400	4,000	33 x 44"	59"	241	\$452.94

Pallet Truck with Hand Brake

- 2-year pump warranty.

Pallet truck has an automotive style drum brake, 6" wide forks, 7" moldon polyurethane steering wheels and 3" moldon polyurethane load wheels. Lowered/raised fork height measures 2⁷/₈"/7¹/₄". FOB Shipping Point.



H272667

PALLET TRUCK WITH HAND BRAKE					
Product No.	Cap. (lbs.)	Fork Area W x L	OA Truck Length	Wt. (lbs.)	Price Ea.
H272667	5,500	27 x 48"	63"	215	\$422.34

Long Fork Pallet Truck

- 2-year pump warranty.

Overload bypass, rubber-coated handle, 7" moldon polyurethane steering wheels and 3" moldon polyurethane load wheels. 70" long forks. Lowered/raised fork height measures 3¹/₄"/8". FOB Shipping Point.



H272701

LONG FORK PALLET TRUCK					
Product No.	Cap. (lbs.)	Fork Area W x L	Overall Height	Wt. (lbs.)	Price Ea.
H272701	4,400	27 x 70"	49"	308	\$522.00
H273519	4,400	27 x 78"	49"	320	\$65.14

Semi-Electric Pallet Truck

- 1-year pump warranty.

Manual lift with power drive. Lowered/raised fork height measures 3⁷/₁₆". 10" polyurethane drive wheel, 3" polyurethane load wheels. Truck speed with load ranges from 1.6 - 2.4 mph. 24 volt 8 amp charger. FOB Shipping Point.



H273286

SEMI-ELECTRIC PALLET TRUCK					
Product No.	Cap. (lbs.)	Fork Area W x L	Overall Height	Wt. (lbs.)	Price Ea.
H273288	2,200	20 ¹ / ₂ x 48"	48 ¹ / ₂ "	330	\$2,666.22
H273286	2,200	27 x 48"	48 ¹ / ₂ "	330	2,691.96

Heavy Duty Semi-Electric Pallet Truck

- 1-year pump warranty.

Manual lift. Lowered/raised fork height measures 3⁷/₁₆". 7¹/₄ x 2" polyurethane drive wheel and 3" polyurethane load wheels. 62" turning radius. Truck speed with load is 2.8 mph. 2 batteries - 24 volt 38Ah. 24 volt 8 amp charger. FOB Shipping Point.



H273289

HEAVY DUTY SEMI-ELECTRIC PALLET TRUCK					
Product No.	Cap. (lbs.)	Fork Area W x L	Overall Height	Wt. (lbs.)	Price Ea.
H273289	3,300	27 x 48"	54"	452	\$3,397.68

Pallet Leveler

- Reduce injury from bending and lifting.

The pallet leveler progressively lowers as pallet is loaded and raises as pallet is unloaded. Three heavy duty calibrated springs used in combination according to desired load range. Bearing supported carousel for easy turning. Built-in 5¹/₄ x 39" fork pockets for ease of transport. FOB Shipping Point.



H272986

PALLET LEVELER						
Product No.	Cap. (lbs.)	Min./Max. Height	Rotating Ring Dia.	Load Size	Wt. (lbs.)	Price Ea.
H272986	400-4,500	9 ¹ / ₄ "/29"	43 ¹ / ₂ "	72 x 50 x 50"	354	\$2,011.95

Protective Skirt for Pallet Leveler

Factory installed option for pallet leveler. Expands and contracts with movement of the pallet leveler. Woven plastic coated bellows provides an additional level of protection. Helps keep contaminants away from moving parts.



H275001

H275001 Wt. 250 (lbs.) Price Ea. \$2,301.30

Light Duty Powered Walkie Pallet Truck

Key operated truck features an ergonomic handle with throttle with forward and reverse speeds, lift/lower controls, belly reverse safety button, horn, electromagnetic disk brake with automatic dead-man feature when handle is released. 59" turn radius. 10" polyurethane steering wheels and 3" polyurethane load wheels. Lowered/raised fork height measures 3¹/₄"/7³/₄". Two 12 volt 79Ah batteries and built-in 12 volt 15 amp charger. FOB Shipping Point.



H273381

LIGHT DUTY POWERED WALKIE PALLET TRUCK						
Product No.	Cap. (lbs.)	Fork Area W x L	Fork Width	Overall Length	Wt. (lbs.)	Price Ea.
H273381	3,300	26 ¹ / ₂ x 45"	6 ¹ / ₄ "	65 ¹ / ₂ "	672	\$3,838.89
H273385	3,300	21 ¹ / ₂ x 45"	6 ¹ / ₄ "	65 ¹ / ₂ "	628	3,833.16

Heavy Duty Powered Walkie Pallet Truck

Key operated truck features an ergonomic handle with throttle with forward and reverse speeds, lift/lower controls, belly reverse safety button, horn, electromagnetic disk brake with automatic dead-man feature when handle is released. 65¹/₂" turn radius. 10" polyurethane steering wheels and 3" polyurethane load wheels. Lowered/raised fork height measures 3¹/₄"/8". Three 8 volt 195Ah batteries. FOB Shipping Point.



H273386

HEAVY DUTY POWERED WALKIE PALLET TRUCK						
Product No.	Cap. (lbs.)	Fork Area W x L	Fork Width	Overall Length	Wt. (lbs.)	Price Ea.
H273382	4,400	26 ¹ / ₂ x 45"	6 ⁷ / ₈ "	73 ³ / ₄ "	1,370	\$6,275.59
H273386	4,400	21 ¹ / ₂ x 45"	6 ⁷ / ₈ "	73 ³ / ₄ "	1,337	6,075.11

Pallet Truck Stacker

Key operated pallet truck stacker features an ergonomic handle with throttle with forward and reverse speeds, lift/lower controls, belly reverse safety button, horn, electromagnetic disk brake with automatic dead-man feature when handle is released. 65¹/₂" turn radius. 10" polyurethane steering wheels and 3" polyurethane load wheels. Lowered/raised fork height measures 2¹/₂"/62¹/₂". Two 12 volt 79Ah batteries and built-in 12 volt 15 amp charger. Adjustable forks and outriggers. FOB Shipping Point.



H273383

PALLET TRUCK STACKER						
Product No.	Cap. (lbs.)	Fork Area W x L	Fork Width	Overall Length	Wt. (lbs.)	Price Ea.
H273383	2,200	26 ¹ / ₂ x 42"	5 ⁷ / ₈ "	65"	1,036	\$5,471.33

PALLET TRUCKS

Eoslift

Hand Pallet Truck

- Simple and compact body.
- German made seal system.

Robotic welding technology provides for superior finish and overall structural durability. Nylon entry rollers for ease of operation and to help protect load wheels. Standard handle features an ergonomic design improving comfort and reduces fatigue. All back forks have strengthening units which ensures the intensity and durability of the truck. Fork Width 6.3", Lowered Height 2.9", Raised Height 7.5".

FOB Shipping Point.



Product No.	Cap. (lbs.)	HAND PALLET TRUCK		Wt. (lbs.)	Price Ea.
		Fork Size W x L	Wheels		
HM25-20-5	5500	20½ x 48"	Poly	176	\$319.00
HM25-27	5500	27 x 48"	Poly	180	319.00
HM30-20-5	6600	20½ x 48"	Poly	184	329.00
HM30-27	6600	27 x 48"	Poly	188	329.00



Zinc Plated Hand Pallet Truck

- Great in low-corrosive environments and refrigerated areas.
- Nylon Wheels.

Zinc plating and nylon wheels for superior corrosion resistance. Plating technology on the frame handle, wheel frame and push rods. Fork Width 6.3", Lowered Height 2.9", Raised Height 7.5". FOB Shipping Point.

Product No.	Cap. (lbs.)	ZINC PLATED HAND PALLET TRUCK		Wt. (lbs.)	Price Ea.
		Fork Size W x L	Wheels		
HM20Z	4400	27 x 48"	Nylon	180	\$499.00




Scale Pallet Truck

- Features a high-precision, reliable weighing system.

Scale features zero, tare, and calibration. Backlit auto off and time set. Auto off function. Function keys are easy to operate. 4,400 lb. capacity with poly wheels. FOB Shipping Point.

Product No.	Fork Size	SCALE PALLET TRUCK			Wt. (lbs.)	Price Ea.
		Raised Height	Lowered Height	Fork Width		
HE20	27 x 48"	7.9"	3"	7.2"	287	\$1,000.00



Stainless Steel Hand Pallet Truck

- Great in food, medical care and clean rooms.
- Nylon Wheels.

Machine material is stainless steel including the pump, piston rod, valve, bearing and pin. Fork Width 6.3", Lowered Height 2.9", Raised Height 7.5". FOB Shipping Point.

Product No.	Cap. (lbs.)	STAINLESS STEEL HAND PALLET TRUCK		Wt. (lbs.)	Price Ea.
		Fork Size W x L	Wheels		
HM20S	4400	27 x 48"	Nylon	202	\$1,699.00

LIFT TABLES

Eoslift

Hand Table Truck

• **Dual brakes.**

Great for production lines and loading and unloading goods. Scissor mechanism is made of high strength manganese steel for stability and easy maintenance. Polyurethane wheels for smooth rolling. Hydraulic system increases safety and protects goods. Explosion-proof valve for smooth lowering. Dual brakes for increased safety. Various load capacities and heights available. FOB Shipping Point.

Product No.	Load Cap. (lbs.)	HAND TABLE TRUCK		Platform Size W x L	Wt. (lbs.)	Price Ea.
		Raised Height	Lowered Height			
HTA15	330	29.7"	10.2"	17.7 x 27.5"	90	\$279.00
HTA30	660	35.8"	12.5"	20.5 x 32.1"	172	369.00
HTA50	1100	39.4"	17"	20.5 x 39.7"	260	399.00
HTAD35	770	63"	18.5"	20.8 x 39.7"	330	499.00



Electric Lift Table Truck

• **Durable, reliable and easy-to-use.**

Electric pump for lifting convenience and ease. Relief valve featured in hydraulic system-safety clearance between scissors to prevent injury. Hydraulic system increases safety and protects goods. Scissor mechanism is made of high strength manganese steel for stability and easy maintenance. Polyurethane wheels for smooth rolling. Upper platform lifted with aluminum safety bar preventing contact with obstructions on descent. Dual brakes for increased safety. FOB Shipping Point.

Product No.	Load Cap. (lbs.)	ELECTRIC LIFT TABLE TRUCK		Platform Size W x L	Wt. (lbs.)	Price Ea.
		Raised Height	Lowered Height			
HETAD35	770	63"	19.5"	20.8 x 39.7"	402	\$1,936.00
HETAD75	1650	56.7"	20.1"	20.8 x 39.7"	457	2,132.00

Fork Extensions



Heavy duty fork lift extensions constructed of heavy duty steel. FOB Shipping Point.

Product No.	FORK EXTENSIONS		Wt. (lbs.)	Price Ea.
	Length	Width		
HEX604	60"	4"	97	\$180.00
HEX724	72"	4"	117	216.00
HEX844	84"	4"	136	245.00
HEX964	96"	4"	154	269.00
HEX605	60"	5"	108	250.00
HEX725	72"	5"	130	277.00
HEX845	84"	5"	152	306.00
HEX965	96"	5"	174	338.00
HEX606	60"	6"	117	312.00
HEX726	72"	6"	141	330.00
HEX846	84"	6"	165	360.00
HEX966	96"	6"	187	416.00

Drum Picker

• **Compact design.**

Flexible and compact design. Easier moving with two larger size rollers and one caster wheel. Spring-loaded steel jaws securely grip the top lip of the drum. 11" lift height. Maximum drum diameter 22.5". Maximum drum length 36". FOB Shipping Point.



Product No.	DRUM PICKER		Price Ea.
	Cap. (lbs.)	Wt. (lbs.)	
HDP25	550	88	\$267.00

Manual Straddle Stacker

- Simple and compact body.
- German made seal system.

Easily load and unload palletized goods and stacked goods with this Straddle Stacker. Mast constructed of type C steel for enhanced stability. Great for narrow aisles and small spaces. Equipped with expanded safety grid (the grid and mounting screws are integrated) for safety and convenience. Widened rear wheel frame protects the operator from injuries. Handle is ergonomically designed to improve comfort and reduce fatigue. Hydraulic unit passes 3 times the rated capacity load static pressure test after assembly. Fork backs have strengthening units, which ensures the intensity and durability of the truck. FOB Shipping Point.

Product No.	Load Cap. (lbs.)	Raised Height	MANUAL STRADDLE STACKER			Wheel Type	Wt. (lbs.)	Price Ea.
			Lowered Height	Fork Length	Mast Height			
HH10J.16	2200	63"	3.3"	45"	78"	Poly	551	\$999.00



Semi-Electric Stacker

- Simple and compact body.
- German made seal system.

The battery powered Semi-Electric Stacker is useful in transporting pallets and containers. Great for narrow spaces and ideal for areas with limited space. Easy operation features with minimum noise. Mast constructed of type C steel for enhanced stability. Economic power lift/manual travel design. Explosion proof hydraulic mechanism and overload protection in system. Equipped with expanded safety grid (the grid and mounting screws are integrated) for safety and convenience. Widened rear wheel frame can better protect the operator from being injured. Air spring makes steering easier and more convenient. Battery indicator and emergency stop button on the control box. FOB Shipping Point.

Product No.	Load Cap. (lbs.)	Raised Height	SEMI-ELECTRIC STACKER			Wheel Type	Wt. (lbs.)	Price Ea.
			Lowered Height	Fork Length	Mast Height			
HS1516A	3300	63"	3.3"	45"	60"	Poly	737	\$2,599.00
HS1530A	3300	118"	3.4"	45"	70"	Poly	891	2,899.00
HS1535A	3300	138"	3.5"	45"	90"	Poly	992	2,999.00



Ride-on Platform

Electric Straddle Stacker

- Structurally designed for superior durability.
- Battery and charger included.
- Power steering is standard.

Great for transporting pallets and containers. Power lift and travel for ease of operation. AC Drives and Curtis controls. Front end rider capability is standard. Complete with Steer-By-Wire system, high-efficiency AC motor, and built in pressurized hydraulic cylinder. Frame is made of a cold-drawing process material which guarantees the stability and safety of the stacker. HT1433W and HT1633W stackers are equipped with dual masts. HT1645W and HT1650W stackers are equipped with triplex mast enabling function free-lifting. FOB Shipping Point.

Product No.	Load Cap. (lbs.)	Raised Height	ELECTRIC STRADDLE STACKER			Wheel Type	Wt. (lbs.)	Price Ea.
			Lowered Height	Fork Length	Mast Height			
HT1433W	3080	130"	2.2"	43"	78"	Poly	2662	\$9,720.00
HT1633W	3500	130"	2.2"	43"	82"	Poly	3040	10,948.00
HT1645W	3500	177"	2.2"	43"	82"	Poly	3140	12,590.00
HT1650W	3500	197"	2.2"	43"	82"	Poly	3300	13,525.00



Counterbalanced Stacker

- Structurally designed for superior durability.
- Battery and charger included.
- Power steering is standard.

Counterbalanced design eliminates the need for base legs. Power lift and travel for ease of operation. AC Drives and Curtis controls. Front end rider capability is standard. Complete with Steer-By-Wire system, high-efficiency AC motor, and built-in pressurized hydraulic cylinder which eliminates the drive wheel idling under heavy loads. Cold rolled steel mast for lifting reliability and safety. FOB Shipping Point.

Product No.	Load Cap. (lbs.)	Raised Height	COUNTERBALANCED STACKER			Wheel Type	Wt. (lbs.)	Price Ea.
			Lowered Height	Fork Length	Mast Height			
HD1633	3500	130"	2.2"	45"	85"	Poly	4585	\$12,180.00
HD1645	3500	177"	2.2"	45"	82"	Poly	4696	13,148.00

Mini Walkie Pallet Truck

Industrial standard with entry level cost. Small volume, steering, convenient. High strength body and durable fork design, with built in charger and battery. FOB Shipping Point.

ZINC PLATED HAND PALLET TRUCK				
Product No.	Cap. (lbs.)	Fork Size W x L	Wt. (lbs.)	Price Ea.
HW15E	3300	27 x 48"	606	\$2,900.00



Electric Pallet Truck

- Operated entirely by hand.

Compact designed electric pallet truck with small turning radius is flexible and convenient. Includes a built-in battery and charger with Curtis controls. Features single load wheel design. FOB Shipping Point.

ELECTRIC PALLET TRUCK WITH BATTERY							
Product No.	Cap. (lbs.)	Fork Size	Raised Height	Lowered Height	Fork Width	Wt. (lbs.)	Price Ea.
HW15	3300	27 x 48"	4.3"	3.3"	6.3"	627	\$3,999.00

Scissor Lift Pallet Truck

- Operated entirely by hand.

Scissor Lift Pallet Truck features an ergonomic design with enhanced frame and single piston for increased safety. When the forks lift 8" the fixator automatically cycles in to ensure safety. An integral style reinforced front frame improves the stability and provides smooth operation of the truck.

Handle is scientifically designed with improved ergonomics to increase comfort and reduce fatigue. FOB Shipping Point.



SCISSOR LIFT PALLET TRUCK						
Product No.	Cap. (lbs.)	Fork Size W x L	Raised Height	Lowered Height	Wt. (lbs.)	Price Ea.
HL15	3300	27 x 48"	31.5"	3.4"	276	\$599.00

Electric High Lift Pallet Truck

- Electric pump for lifting makes it easier and convenient.

Single-piston rod structure, high strength, allows for more stable lifting. Integral type reinforced front frame can improve the stability and smoothness of the truck. FOB Shipping Point.



ELECTRIC HIGH LIFT PALLET TRUCK						
Product No.	Cap. (lbs.)	Fork Size W x L	Raised Height	Lowered Height	Wt. (lbs.)	Price Ea.
H10E	2200	27 x 48"	31.5"	3.4"	342	\$1,899.00

MOTORIZED CARTS & CART TUGGER



Electro Kinetic Technologies
Ergonomic Solutions for Transport

Pony Express 5000 lb. Capacity Tugger

- Front mounting plate accommodates a wide range of standard and custom hitches.
- Tugger is shipped fully assembled.

The Pony Express Electric Tugger, eliminates employee injuries caused by excessive push/pull forces found in manual carts. The tugger features a heavy duty powder coated steel welded frame. Deep cycle AGM rechargeable batteries, on board UL, cUL listed 120/240 VAC battery charger. Foam filled never flat drive tires with solid state regenerative braking and holding brake to maintain position on inclines. Unique ergonomic handle design adjusts to a wide range of user heights. Award winning control design (rain-proof IP-54 rated) provides the user with variable speed forward and reverse control from 0 to 3 miles per hour in fast mode or 0 to 1.5 miles per hour in slow mode. Power on/off switch and color battery charge level indicator. Automatic sleep mode to conserve battery power when not in use, emergency stop button, and horn. Backed by a 5-year limited warranty. FOB Shipping Point.



HMT-5000-302

Product No.	PONY EXPRESS 5000 LB. CAPACITY TUGGER			Price Ea.
	Hitch	Size W x L	Wt. (lbs.)	
HMT-5000	None	25 x 26"	400	\$4,952.00
HMT-5000-302	PinTle & Hook	25 x 33"	409	5,063.00
HMT-5000-310	Round Bar	25 x 31"	418	5,228.00
HMT-5000-3012	2" Ball	25 x 33"	413	5,115.00
HMT-5000-3002	PinTle & 2" Ball	25 x 33"	413	5,179.00

Pony Express Motorized Platform Cart

- Cart is shipped fully assembled.

The Pony Express Motorized Platform Cart eliminates employee injuries caused by excessive push/pull forces found in manual carts. The cart features a 12" deck height, heavy duty powder coated white steel frame. Deep cycle AGM rechargeable batteries, on board UL, cUL listed 120/240 VAC battery charger. Foam filled never flat drive tires with solid state regenerative braking and holding brake to maintain position on inclines. Non-skid platform surface and curved platform corners with full wrap around vinyl bumpers to protect the cart and surroundings. Ergonomic handle control design provides the user with variable speed forward and reverse control from 0 to 3 miles per hour in fast mode or 0 to 1.5 miles per hour in slow mode. Keyed power on/off that can be removed for security. Color battery charge level indicator, emergency stop button and horn. Backed by a 5-year limited warranty. FOB Shipping Point.



Product No.	PONY EXPRESS MOTORIZED PLATFORM CART			
	Cap. (lbs.)	Usable Deck Size W x L	Wt. (lbs.)	Price Ea.
HMPC-264015	1500	25½ x 40"	245	\$2,302.00
HMPC-264915	1500	25½ x 49"	250	2,326.00
HMPC-266115	1500	25½ x 61"	265	2,452.00
HMPC-355215	1500	34½ x 52"	325	2,852.00
HMPC-264020	2000	25½ x 40"	255	2,730.00
HMPC-264920	2000	25½ x 49"	260	2,757.00
HMPC-266120	2000	25½ x 61"	275	2,868.00
HMPC-355220	2000	34½ x 52"	335	3,331.00
HMPC-355230	3000	34½ x 52"	400	4,780.00
HMPC-355240	4000	34½ x 52"	400	5,313.00

Pony Express Motorized Cylinder Cart

- Cart is shipped fully assembled.

These motorized carts feature a solid steel welded rack mounted onto the platform deck to hold M7, M9, C, D or E cylinders. Heavy duty powder coated white steel welded frame. Deep cycle AGM rechargeable batteries, on board UL, cUL listed 120/240 VAC battery charger. Foam filled never flat drive tires with solid state regenerative braking and holding brake to maintain position on inclines. Non-skip platform surface and curved platform corners with full wrap around vinyl bumpers to protect the cart and surrounds. Cylinder rack has plasticized coating to eliminate the direct contact of the cylinders with the metal rack to ensure quiet transport through hospitals and labs while eliminating the scratching and chipping that would otherwise occur with a bare metal rack. Backed by a 5-year limited warranty. FOB Shipping Point.



Product No.	PONY EXPRESS MOTORIZED CYLINDER CART			Price Ea.
	Cylinder Cap.	Size W x L	Wt. (lbs.)	
HMGC-S24C	24	27½ x 52"	285	\$3,068.00
HMGC-M32C	32	27½ x 60"	300	3,130.00
HMGC-L40C	40	27½ x 72"	330	3,346.00
HMGC-XL48	48	41½ x 63"	400	3,838.00

Pony Express Motorized Stock Cart

- Backed by a 5-year limited warranty.

Motorized Stock Cart eliminates employee injuries caused by excessive push/pull force found in manual carts. The cart features a wire chrome shelving unit with 3 adjustable wire shelves. Heavy duty powder coated white steel welded frame. Deep cycle AGM rechargeable batteries, on board UL, cUL listed 120/240 VAC battery charger. Foam filled never flat drive tires with solid state regenerative braking and holding brake to maintain position on inclines. Non-skid platform surface and curved platform corners with full wrap around vinyl bumpers. Assembly of the shelving unit is required. FOB Shipping Point.



Product No.	PONY EXPRESS MOTORIZED STOCK CART			Price Ea.
	Cap. (lbs.)	Shelving Unit Size W x L x H	Wt. (lbs.)	
HMCS-244815-54	1500	24 x 48 x 54"	325	\$2,986.00
HMCS-244815-60	1500	24 x 48 x 60"	325	3,008.00
HMCS-246015-54	1500	24 x 60 x 54"	350	3,137.00
HMCS-246015-60	1500	24 x 60 x 60"	350	3,162.00
HMCS-304815-54	1500	30 x 48 x 54"	400	3,382.00
HMCS-304815-60	1500	30 x 48 x 60"	400	3,411.00
HMCS-306015-54	1500	30 x 60 x 54"	450	3,828.00
HMCS-306015-60	1500	30 x 60 x 60"	450	3,942.00
HMCS-306020-54	2000	30 x 60 x 54"	450	4,018.00
HMCS-306020-60	2000	30 x 60 x 60"	450	4,136.00

ESET33N Semi-Electric Pallet Truck

- Built-in charger.
- 3,300 lb. capacity.



Semi-Electric Pallet Truck designed as an economic alternative to more expensive fully electric models. Features standard manual pallet truck style pumping operation for lifting and lowering loads, and self-propelled movement for easy transporting of goods. The compact and light design is suitable for a variety of light-duty applications in warehouses or similar applications. Built-in charger for increased mobility and operating range, along with a battery discharge indicator that automatically cuts off the lift function when not in use. Turning Radius: 60". Travel Speed: 2.6/2.8 mph. FOB Shipping Point.

Product No.	Cap. (lbs.)	ESET33N SEMI-ELECTRIC PALLET TRUCK			Wt. (lbs.)	Price Ea.
		Lowered Height	Raised Height	Fork Size		
H170222	3300	3 1/4"	7 3/4"	22 x 45"	365	\$3,333.33
H170223	3300	3 1/4"	7 3/4"	27 x 48"	385	3,333.33

ESPT44N Self-Propelled Pallet Truck

- AC Drive System.
- Beverage Holder.
- 24 Volt Electrical System.



Self-Propelled Pallet Truck is designed for heavy duty lifting and transporting applications. Units feature full electric lifting and self-propelled movement with the option of a "ride-on" operator platform, enabling safe and efficient load handling. Includes key switch, emergency switch and battery discharge indicator. Standard battery compartment size. Lift Height: 4.7". Turning Radius: 67.7". Travel Speed: 3.7 mph. FOB Shipping Point.

H114205-RN

Product No.	Cap. (lbs.)	ESPT44N SELF-PROPELLED PALLET TRUCK			Wt. (lbs.)	Price Ea.
		Lowered Height	Raised Height	Fork Size		
H114205-N	4400	3 1/4"	7.9"	21 x 48"	1342	\$6,665.33
H114201-N	4400	3 1/4"	7.9"	27 x 48"	1342	6,665.33
WITH RIDE-ON PLATFORM						
H114205-RN	4400	3 1/4"	7.9"	21 x 48"	1342	7,065.33
H114201-RN	4400	3 1/4"	7.9"	27 x 48"	1342	7,065.33

Battery Operated Hand Trucks

- 12V maintenance free battery.
- Built-in charger.
- Tethered remote control.

Mobile Battery Operated Hand Trucks make transporting and lifting items faster, safer and easier in just about any work environment. They combine the vertical lifting capabilities of a small powered stacker with the convenience, versatility and simplicity of a 2-wheel hand truck. Features an aluminum frame and powder coat finish. Platform measures 20 x 13 1/2" x 10" flat free poly tires. FOB Shipping Point.



Single Loop Handle



HMLNB350D Double Handle



Tethered Remote Control

Product No.	Cap. (lbs.)	BATTERY OPERATED HAND TRUCK			Wt. (lbs.)	Price Ea.
		Handle	Lift Height	Raised Height		
HMLNB350D	350	Double	36"	85"	82	\$3,000.00
HMLNB350S	350	Single Loop	36"	85"	82	3,000.00

TUG15 Self-Propelled "TUGGER"

- Easily tow loads up to 1,500 lbs.



This unique tow vehicle reduces injuries associated with repetitive pushing and pulling heavily laden carts. Ideal for the healthcare, food service, hospitality and material handling industries. 24V system with built-in charger indicator. Ergonomic handle includes horn, key switch, lift button, dead-man switch, throttle and 2-speed switch. FOB Shipping Point.

Product No.	Cap. (lbs.)	TUG15 SELF-PROPELLED "TUGGER"			Wt. (lbs.)	Price Ea.
		Overall Width	Overall Height			
HTUG15	1500	24"	41 1/2"		150	\$4,889.53

APS All-Purpose Stacker

- AC Drive System.
- Beverage Holder.
- 24 Volt Electrical System.

Self-Propelled Pallet Stacker is designed to handle a wide variety of heavy-duty applications. Available in either a 2-stage or 3-stage telescoping masts and lift heights ranging from 124" to 234". Adjustable forks and straddle legs. Key switch, emergency switch and battery discharge indicator. Travel Speed: 3.75 mph. FOB Shipping Point.



Product No.	Cap. (lbs.)	Lowered Height	APS ALL-PURPOSE STACKER			Wt. (lbs.)	Price Ea.
			Raised Height	Lowered Mast Height	Raised Mast Height		
H138124N	3300	2"	124"	83"	145"	2822	\$12,000.00
H138156N	3300	2"	156"	99"	176"	2932	12,333.33
H138179N	3300	2"	179"	82"	202"	3713	13,933.33
H138215N	3300	2"	215"	98"	239"	3823	15,533.33
H138234N	3300	2"	234"	108"	260"	3898	17,133.33

PALLET TRUCKS



Corrosion Resistant 5,500 lb. Pallet Trucks

- Galvanized and Stainless Steel I-55 models.

Galvanized model - designed for basic corrosion resistant and cold room applications. This model is widely used in meat processing plants, wineries, etc. Well suited for transporting goods in and out of freezers and coolers. Fork length 48". Fork widths: 20.5"/27" -- please specify. FOB Shipping Point.

HI55-G Wt.180 (lbs.) Price Ea. **\$687.17**

Stainless Steel model - designed for the ultimate resistance to corrosive chemicals and wet applications. This unit is perfectly suited for chemical manufacturers, pharmaceutical companies, food manufacturers and fisheries. Fork Length 48". Fork

Widths: 20.5"/27" -- please specify. FOB Shipping Point.

HI55-SS Wt. 175 (lbs.) Price Ea. **\$2,007.09**



IBT55 Quality 5,500 lb. Pallet Truck

- A dependable pallet truck for price sensitive opportunities.

Down and dirty at a low price, the ergonomically designed IBT55 features rugged performance, a rigid teardrop handle design, polyurethane wheels and rollers. Powder coat paint finish. Robotic welds throughout. Pallet entry ramps and a 190 degree handle pivot for excellent maneuverability in compact areas. Only requires 10 strokes to maximum lift with a lowering valve that controls the descent. 2.9" Lowered Height. Raised Height 7.5". Fork Length 48". Fork Widths: 20.5"/27" -- please specify. FOB Shipping Point.

IBT55 Wt.170 (lbs.) Price Ea. **\$280.00**



ECO Weigh-Scale Pallet Truck

- Quality German designed pump for long life and easy field servicing.
- Durable, versatile and easy to use.
- Auto Shut-Off after 3 minutes.

The ECO Weigh-Scale Pallet Truck easily lifts, weights (99.9% accuracy) and transports loads. Easy to read meter features a high-contrast LCD display for better visibility, and "click-able" keypad. The readout is available in pounds or kilograms. Can be used with internal rechargeable battery source or external AC input. A 195° handle pivot provides exceptional maneuverability in compact areas and comes with standard polyurethane wheels and rollers for rolling ease. 4,400 lb. capacity. High quality powder coat finish. Lowered Height: 3.3". Fork length: 45". Fork Widths: 22.5"/27" -- please specify. FOB Shipping Point.

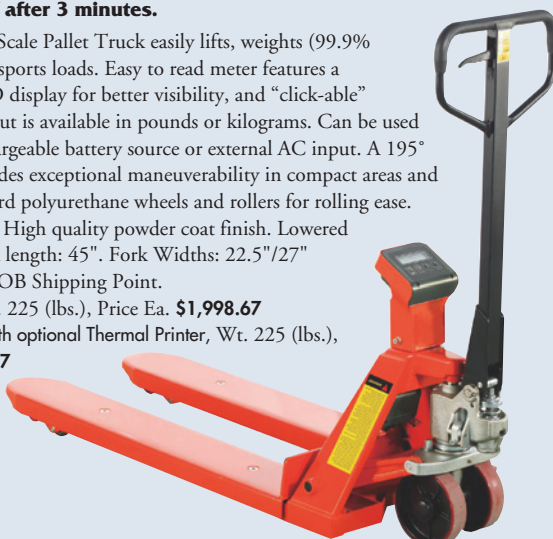
HECO-I-44-WL Wt. 225 (lbs.), Price Ea. **\$1,998.67**

HECO-I-44-WLP with optional Thermal Printer, Wt. 225 (lbs.),

Price Ea. **\$,2398.67**



Optional Thermal Printer



ECO I-55 Transpallet Pallet Truck

- North American quality at an import price.

Designed for rugged, constant, heavy duty performance. Easy to use and maneuverable Pallet Truck features polyurethane wheels and rollers, adjustable push rods, robotic welds, quality bearings throughout, grease fittings and bushings at all pivot points. Includes entry/exit rollers and an overload bypass system. Only 10 strokes to maximum lift with a special lowering valve that controls the descent. 2.9" Lowered Height. Raised Height 7.5". FOB Shipping Point.



Product No.	ECO I-55 TRANSPALLET PALLET TRUCK Cap. (lbs.)	Fork Size	Wt. (lbs.)	Price Ea.
H120248	5500	20½ x 48"	175	\$320.00
H120448	5500	27 x 48"	175	320.00
H120832	5500	18 x 32"	165	518.67
H120432	5500	27 x 32"	165	446.67
H120235	5500	20½ x 35"	170	446.67
H120435	5500	27 x 35"	170	446.67
H120242	5500	20½ x 42"	175	446.67
H120442	5500	27 x 42"	175	446.67
H120259	4400	20½ x 59"	200	650.87
H120459	4400	27 x 59"	200	650.87
H120271	4400	20½ x 71"	250	683.32
H120471	4400	27 x 71"	250	683.32
H120298	4400	20½ x 98"	300	953.33
H120498	4400	27 x 98"	300	953.33
H1204118	4400	27 x 118"	350	1,140.00

Low Profile ECO Pallet Trucks

- Same features as the I-55 Transpallet Pallet Truck.

Poly wheels/steel rollers. Fork length: 48". Fork widths: 20.5"/27" -- please specify FOB Shipping Point.

HECOMINI - 2" low ht./3300 lb. Cap./Wt. 170 (lbs.) Price Ea. **\$633.27**

HECOMO - 1½" low ht./2200 lb. Cap./Wt. 170 (lbs.) Price Ea. **\$817.36**

Low Profile ECO Pallet Truck designed for 4-way Pallets: Fork Length: 48". Fork Width: 32". FOB Shipping Point.

HECOMINEY - 2" low ht./3300 lb. Cap./Wt. 180 (lbs.) Price Ea. **\$717.43**

Super Heavy Duty ECO I-77 Pallet Truck

- Built and engineered to handle 7,700 lb. loads.

Incorporates same rugged features as the ECO I-55 Truck but strengthened to handle heavier applications. Heavy gauge reinforced frame and bulkhead, solid steel push rods, steel wheels and rollers provide superior strength. Fork Length: 48". Fork Widths: 20.5"/27" -- please specify. FOB Shipping Point.

HECOI-77 7700 Lb. Cap. Wt. 250 (lbs.) Price Ea. **\$665.33**

MLX55 Premium 5,500 lb. Pallet Truck

- The next step in Pallet Truck technology.

Incorporating state-of-the-art components to ensure ease of operation, durability and minimum maintenance. Features pinch free, 3-way (lift, neutral, lower) control handle with an additional foot release pedal. Also includes variable controlled lowering speed for fragile load handling. Tapered fork ends and entry/exit rollers provide easy pallet handling. Features adjustable push rods, unique piston dust cap, improved bell crank design, one-piece reinforced forks for greater strength, polyurethane wheels and rollers, articulating steer wheel axle, reinforced gussets, frame and bulkhead header. FOB Shipping Point.



Product No.	MLX55 PREMIUM 5,500 LB. PALLET TRUCK Cap. (lbs.)	Fork Size	Wt. (lbs.)	Price Ea.
H215235N	5500	20½ x 35"	165	\$733.33
H215248N	5500	20½ x 48"	170	780.00
H215448N	5500	27 x 48"	170	780.00
H215459N	4400	27 x 59"	200	913.33
H215471N	4400	27 x 71"	250	946.67

Heavy Duty Winch Operated Stacker

• A compact economical alternative to battery stackers.

Perfect for loading and unloading trucks where docks don't exist. Heavy-duty safety winch is easy to turn, even with heavy loads. Straddle legs adjust from 34"-50" I.D. 36" adjustable forks. Easily maneuvers in tight areas on 5" swivel casters and 4" front rollers. Floor lock secures the stacker in place. 750 lb. capacity. 60" lift height, 3" lowered height. FOB Shipping Point. **HMW750** Wt. 355 (lbs.) Price Ea. **\$1,766.67**



Heavy Duty Electric Hydraulic Stacker

• Ideal for facilities without loading docks.

Rugged heavy-duty all welded design for superior performance. Designed for all types of applications including lifting and transporting skids, bales, baskets, etc. Also for loading and unloading trucks, stocking shelves, die and mold handling and will handle all sizes of pallets. Maneuvers easily in congested areas. Straddle legs adjust from 41"-50" I.D. Adjustable 42" forks. 4" front rollers and 6" rear swivel casters. Includes battery and onboard charger with 6-8 hours on full charge. Floor lock secures stacker in place. FOB Shipping Point.



HEAVY DUTY ELECTRIC HYDRAULIC STACKER					
Product No.	Cap. (lbs.)	Lowered Height	Raised Height	Wt. (lbs.)	Price Ea.
HB60CSA	1500	3"	60"	625	\$4,633.33
HB70CSA	1500	3"	70"	635	4,666.67
HB80CSA	1500	3"	80"	645	4,733.33
HB60CSA-2000	2000	3"	60"	675	5,309.06
HB70CSA-2000	2000	3"	70"	688	5,342.40
HB80CSA-2000	2000	3"	80"	702	5,409.06

THE BIG 3 MANUAL PUSH STACKERS

Telescopic Electric Hydraulic Stacker

• Precision engineered for smooth performance and exceptional durability.

Lift and move loads easily and safely. Rugged formed steel frame for extra strength. Precision built heavy-duty hydraulic system with relief valve for overload protection. Durable cylinder has chrome plated ram. Roller style dual lifting chains exceed a 6:1 safety factor. Hand control lever provides feather control load positioning. 12V/125A battery with 12V/10A safety charger that plugs into any 110V outlet. Hand lever floor brake. 5th wheel features 7" steer wheels. 4" front rollers. Straddle legs adjust from 36"-50" I.D. Adjustable 42" forks. FOB Shipping Point.



TELESCOPIC ELECTRIC HYDRAULIC STACKER					
Product No.	Cap. (lbs.)	Lowered Height	Raised Height	Wt. (lbs.)	Price Ea.
HFTAFC96	1500	3"	96"	1020	\$5,400.00
HFTAFC120	1500	3"	120"	1050	5,466.67
HFTAFC132	1500	3"	132"	1080	5,533.33
HFTAFC144	1500	3"	144"	1120	5,573.33
HFTAFC96-2000	2000	3"	96"	1070	6,075.73
HFTAFC120-2000	2000	3"	120"	1100	6,142.40
HFTAFC132-2000	2000	3"	132"	1130	6,209.06
HFTAFC144-2000	2000	3"	144"	1150	6,249.06



Battery Operated Lifts

• Works like a pallet truck and stacker combined.

Ergonomic work positioners lift and place your products at the most productive working height safest for the worker. Helps prevent back injuries caused by bending and lifting. Engineered and built to stand up to the hard rigors of industrial work. Battery Operated complete with 12V/125A heavy duty battery with built-in charger that plugs into any 110 volt outlet. ECO model features automatic braking system in raised position. Mobile model features lift and move in any position capability. Mobile models available in Stainless Steel -- call for more information. FOB Shipping Point.

BATTERY OPERATED LIFTS							
Product No.	Description	Cap. (lbs.)	Fork Size	Lowered Height	Raised Height	Wt. (lbs.)	Price Ea.
HBPS25-20.5	Mobile Battery Lift	2500	20½ x 48"	3.5"	31.5"	450	\$3,400.00
HBPS25-27	Mobile Battery Lift	2500	27 x 48"	3.5"	31.5"	450	3,400.00
HEBSL22N-21	ECO Battery Lift	2200	21 x 46"	3.3"	28"	335	2,274.81
HEBSL22N-27	ECO Battery Lift	2200	27 x 46"	3.3"	28"	335	2,274.81



Hi-Rise Scissor Lifts

• Works like a pallet truck and stacker combined. Ergonomic work positioners lift and place your products at the most productive working height safest for the worker.

Helps prevent back injuries caused by bending and lifting. Engineered and built to stand up to the hard rigors of industrial work. Available in Manual Pump. ECO model features automatic braking system in raised position. MOBILE model features lift and move in any position capability. MOBILE model also available in Stainless Steel construction -- call for information. FOB Shipping Point.

HI-RISE SCISSOR LIFTS							
Product No.	Description	Cap. (lbs.)	Fork Size	Lowered Height	Raised Height	Wt. (lbs.)	Price Ea.
HMP25-20.5	Mobile Manual Pump	2500	20½ x 48"	3.5"	31.5"	320	\$2100.00
HMP25-27	Mobile Manual Pump	2500	27 x 48"	3.5"	31.5"	320	2100.00
HEMSL22N-21	ECO Manual Pump	2200	21 x 46"	3.3"	28"	269	986.47
HEMSL22N-27	ECO Manual Pump	2200	27 x 46"	3.3"	28"	269	986.47

LIFTING/MOVING EQUIPMENT



A) JET J Series 5,000 Lb. Pallet Truck

- 180° turning radius.
- 2½" low profile design.

Welded all-steel frame for durability. Single-hand operation with fingertip controls. FOB Shipping Point.



B

B) JET PTX Series 5,500 Lb. Pallet Truck

- 210° turning radius.
- 2½" low profile design.

Welded all-steel frame for durability. Safety overload system prevents lifting loads beyond rated capacity. Corrosion resistant pump piston and ram. FOB Shipping Point.



A

C) JET PTW Series 6,000 Lb. Premium Pallet Truck

- 200° turning radius.
- Tough 6,000 lb. lifting capacity.

Safety overload system prevents lifting loads beyond maximum capacity. Corrosion-resistant pump piston and ram. One-piece cast iron pump. FOB Shipping Point.



C

Ltr.	Product No.	Cap. (lbs.)	Fork Size L x W	JET® PALLET TRUCKS				Wt. (lbs.)	Price Ea.
				Min. Lift Hgt.	Max. Lift Hgt.	Steer Wheels	Load Wheels		
A	H151009	5000	27 x 48"	2½"	6¼"	6¼"	2½"	204	\$419.91
B	H140093	5500	27 x 48"	2½"	6¼"	7	2½"	220	439.28
C	H140175	6000	27 x 48"	2½"	7¾"	7	2½"	210	452.20

JET Hydraulic Scissor Lift Tables

- Rugged steel construction to handle heavy transporting, lifting and positioning work.

Table raised by hydraulic foot pedal. Rolls on 2 fixed and 2 swivel casters with rear wheel locks. Safety overload system prevents lifting loads beyond maximum capacity. FOB Shipping Point.

Product No.	Description	Cap. (lbs.)	JET® HYDRAULIC SCISSOR LIFT TABLES					Wt. (lbs.)	Price Ea.
			Table Size W x L	Max. Lift Hgt.	Min. Lift Hgt.	Overall Length	Handle Height		
H140777	Single	660	19¾ x 32½"	32¾"	10¾"	40½"	37¼"	165	\$574.49
H140778	Double	770	20¾ x 35¾"	51½"	13¾"	45¾"	37¼"	235	795.97



H140778
Double Scissor Lift Table



H140777
Single Scissor Lift Table

C) JET Winch Stackers

- Simple, easy way to lift, lower and transport heavy loads with minimum effort.

Adjustable width forks and outrigger legs. Welded all-steel frame. Adjustable handle with automatic brake design prevents load from dropping. FOB Shipping Point.



D) JET Hydraulic Stackers

- Works like a manual forklift to load or unload trucks.
- Ideal for order picking or stocking shelves.

Adjustable width forks and outrigger legs. Welded all-steel frame. Safety cage prevents materials falling backward and allows load visibility. FOB Shipping Point.



Product No.	Cap. (lbs.)	C) JET® WINCH STACKER			Wt. (lbs.)	Price Ea.
		Pallet Cap.	Load Center	Max. Lift Hgt.		
H140511	770	48 x 40"	18"	59"	335	\$1,038.21
D) JET® HYDRAULIC STACKER						
H140531	2200	48 x 40"	20"	62"	568	1,522.71

PALLET TRUCKS & STACKERS



ELECTRIC STACKER

- Lifts up to 2640 lbs. up to 150".

Straddle Power Lift & Drive

Electric 24V motion and lift. Built-in battery charger. The Straddle Power Lift & Drive HPMC-S-AA-150 includes adjustable forks -- 9"-31".


Outboard stabilizers and drive wheel with suspension spring. Ergonomic handle includes safety system. FOB Shipping Point.

Fork Over Power Lift & Drive

Electric two 12V motion and lift. Built-in battery charger. Includes non-adjustable forks 27 x 45". Ergonomic handle includes safety system. FOB Shipping Point.

ERGONOMIC
handle
includes
safety system.

Fork Over Power Lift & Drive



Straddle Power Lift & Drive

ELECTRIC STACKER						
Product No.	Cap. (lbs.)	Fork Size W x L	Max. Height	Battery Type	Wt. (lbs.)	Price Ea.
STRADDLE POWER LIFT & DRIVE						
HPMC-S-AA-150	2640	9"-31" x 48"	150"	(2) 12V	1500	\$14,278.00
FORK OVER POWER LIFT & DRIVE						
HPMC-S-FF-137	2640	27 x 45"	137.5"	(2) 12V	1200	9,566.00

High Rise Lift Truck

- Perfect for skids, baskets and work applications.
- Articulating steering wheels for smooth rolling.

Uses electric (12V) pump. Features infinitely adjustable height between the minimum and maximum levels. Robotically welded for precision performance. Includes 2 stage hydraulic cylinder with chrome plated piston. Battery and charger included. FOB Shipping Point.



Hand Pallet Truck

- Features robotically welded frames for consistent strength.
- One-piece ductile pump casting and entrance and exit rollers.

Ergonomic handle for ease of use. Easy to maneuver in tight spaces. Offers a combination of light frame and rollers with self-lubricating ball bearings. FOB Shipping Point.



HAND PALLET TRUCK						
Product No.	Cap. (lbs.)	Fork Size W x L	Lowered Height	Entrance Height	Wt. (lbs.)	Price Ea.
HPMC-PM5-1632	5500	16 x 32"	3 3/8"	3 1/2"	125	\$861.00

HIGH RISE LIFT TRUCK						
Product No.	Cap. (lbs.)	Fork Size W x L	Max. Height	Battery Type	Wt. (lbs.)	Price Ea.
HPMC-HIPM-21-DC	2200	21 x 45"	31.5"	(2) 12V	320	\$3,200.00
HPMC-HIPM-27-DC	2200	27 x 45"	31.5"	(2) 12V	355	3,586.00

Recyclable Pallet Truck

- Light, quiet, maneuverable, innovative.

The innovative recyclable pallet truck has high strength and low environmental impact. For use with cargo handling, logistics, warehouses, supermarkets or anywhere a pallet truck is needed. I-ton is the only lifter in the world made with the aid of non-metallic materials. The new polymer employed, based on most modern technologies, provides stiffness, strength reaches the steel in common use and offers the following benefits; lightweight, no permanent deformation, use in wide range of temperatures, surface integrity even in the presence of corrosive agents. FOB Shipping Point.



RECYCLABLE PALLET TRUCK				
Product No.	Uniform Cap. (lbs.)	Fork Size W x L	Wt. (lbs.)	Price Ea.
HPMC-PPM-2045-G	2200	20 1/2 X 45"	82	\$756.00

Compact Electric Pallet Truck

- Designed to make the operator's task extremely easy.
- Machine's stability is guaranteed by the lateral stabilizing wheels.

This truck combines the compactness and versatility of a hand pallet truck with the ergonomics of an electric pallet truck. It is ideally suited for moving loads in confined spaces where larger electric pallet trucks will not fit. For example, in narrow aisles, or inside delivery trucks where space is limited are ideal applications. The overall dimensions are 20" x 60", with a turning radius of only 50". Fork length is 45". The nominal load capacity is 2,600 lbs. FOB Shipping Point.



COMPACT ELECTRIC PALLET TRUCK					
Product No.	Cap. (lbs.)	Fork Size W x L	Battery Type	Wt. (lbs.)	Price Ea.
HPMC-EPT-2045	2600	20 x 45"	(2) 12V	320	\$4,944.00

LIFT TRUCKS

Manually Operated Lifts

- An economical lift to handle tasks from transporting dies and molds to stacking skids and pallets.
- Sturdy and compact enough to fit through standard doors and to operate in congested areas.
- Easy foot activated operation. FOB Shipping Point.

Product No.	Cap. (lbs.)	Lift Hgt.	PLATFORM 24"W X 24"L - 15" LOAD CENTER				Ship Wt. (lbs.)	Price Ea.
			Low'd Hgt.	Overall Size H x W x L	Base Legs I.D.	Base Legs O.D.		
HM152	1000	52"	5½"	66 x 26 x 38"	15"	21"	300	\$1,500.00
HM166	1000	66"	5½"	80 x 26 x 38"	15"	21"	310	1,640.00
HM178	1000	78"	5½"	92 x 26 x 38"	15"	21"	345	1,790.00
ADJUSTABLE 25" FORKS (NON-STRADDLE) - 15" LOAD CENTER								
HM252	1000	52"	5½"	66 x 27 x 42"	15"	21"	400	1,690.00
HM266	1000	66"	5½"	80 x 27 x 42"	15"	21"	400	1,830.00
HM278	1000	78"	5½"	92 x 27 x 42"	15"	21"	435	1,990.00
ADJUSTABLE 30" FORKS (STRADDLE) - 18" LOAD CENTER								
HM452	1000	50"	3½"	66 x 32 x 49"	26"	32"	400	1,710.00
HM466	1000	64"	3½"	80 x 32 x 49"	26"	32"	425	1,870.00
HM478	1000	76"	3½"	92 x 32 x 49"	26"	32"	480	2,010.00

Ship weight includes 50 lb. pallet.

Counterbalance Lift Trucks

- This non-straddle lift is ideal for feeding machinery or lifting to docks and mezzanines, where base legs could interfere.
- Features long wearing 12 volt battery with built-in charger.

Rolls smoothly on 5" diameter phenolic wheels. 1000 lb. capacity at 13" load center. Not recommended for moving long distances or over uneven surfaces. FOB Shipping Point.



HM400 Series



HM100 Series



HBT800 Series



HCW Series

POWERFUL Fork Lift

- Pinpoint operation with hand throttle for easy lifting and controlled lowering.
- Built for years of daily service and backed by a husky all-steel welded frame.

A rugged, dependable, general-purpose stacker powered by a heavy-duty 12 volt battery with a 10 amp automatic tapering battery charger. Complete with a long-wearing, heavy-duty hydraulic system. Fixed mast construction. FOB Shipping Point.

Product No.	Lift Cap. (lbs.)	Lowered Height	Raised Height	Size H x W x L	Wheel Dia. Front/Rear	Ship Wt. (lbs.)	Price Ea.
CW SERIES - ADJUSTABLE 25" FORKS - 13" LOAD CENTER							
HC62A-200	200	1"	62"	80 x 27 x 36"	5"/5"	750	\$3,480.00
HC62A-400	400	1"	62"	80 x 27 x 36"	5"/5"	900	3,590.00
HC62A-600	600	1"	62"	80 x 27 x 36"	5"/5"	1000	3,650.00
HC62A-800	800	1"	62"	80 x 27 x 36"	5"/5"	1100	3,730.00
HC6A2-1000	1000	1"	62"	80 x 27 x 36"	5"/5"	1200	3,790.00
HC74A-200	200	1"	74"	92 x 27 x 36"	5"/5"	775	3,780.00
HC74A-400	400	1"	74"	92 x 27 x 36"	5"/5"	925	3,880.00
HC74A-600	600	1"	74"	92 x 27 x 36"	5"/5"	1025	3,940.00
HC74A-800	800	1"	74"	92 x 27 x 36"	5"/5"	1125	4,010.00
HC74A-1000	1000	1"	74"	92 x 27 x 36"	5"/5"	1225	4,090.00
CW SERIES - ADJUSTABLE 30" FORKS - 15" LOAD CENTER							
HC62A-15LC	1000	1"	62"	80 x 27 x 41"	5"/5"	1450	4,370.00
HC74A-15LC	1000	1"	74"	92 x 27 x 41"	5"/5"	1475	4,510.00

Overall length on 25" forks is 61" and on 30" forks is 66". Counterweight (ballast) included in pricing and shipping weights.

Product No.	Cap. (lbs.)	Lift Hgt.	Low'd Hgt.	Overall Size H x W x L	Base Legs ID/OD	Wt. (lbs.)	Price Ea.
HB862-1500	1500	62"	2"	80 x 32 x 54"	26"/32"	660	\$3,130.00
HB874-1500	1500	74"	2"	92 x 32 x 54"	26"/32"	700	3,390.00
HB886-1500	1500	86"	2"	104 x 32 x 54"	26"/32"	810	3,570.00
HB862-2000	2000	62"	2½"	80 x 32 x 54"	26"/32"	675	3,300.00
HB874-2000	2000	74"	2½"	92 x 32 x 54"	26"/32"	750	3,570.00
HB886-2000	2000	86"	2½"	104 x 32 x 54"	26"/32"	850	3,720.00
HBT800 SERIES - 20" LOAD CENTER							
HBT894-1500	1500	94"	2½"	119/74 x 38 x 55"	32"/38"	955	4,040.00
HBT8107-1500	1500	107"	2½"	133/81 x 38 x 54"	32"/38"	1020	4,250.00
HBT8127-1500	1500	127"	2½"	154/93 x 38 x 55"	32"/38"	1050	4,660.00
HBT894-2000	2000	94"	2½"	119/74 x 38 x 55"	32"/38"	970	4,250.00
HBT8107-2000	2000	107"	2½"	133/81 x 38 x 54"	32"/38"	1025	4,500.00
HBT8127-2000	2000	127"	2½"	154/92 x 38 x 55"	32"/38"	1065	4,950.00

Product No.	Cap. (lbs.)	Lift Hgt.	Low'd Hgt.	Overall Size H x W x L	Base Legs ID/OD	Wt. (lbs.)	Price Ea.
HB652	1000	52"	5½"	67 x 27 x 49"	15"/21"	535	2,800.00
HB666	1000	66"	5½"	80 x 27 x 49"	15"/21"	575	2,870.00
HB678	1000	78"	5½"	92 x 27 x 49"	15"/21"	590	3,110.00
HB652-1500	1500	52"	5½"	66 x 27 x 49"	15"/21"	620	2,950.00
HB666-1500	1500	66"	5½"	80 x 27 x 49"	15"/21"	625	3,100.00
HB678-1500	1500	78"	5½"	92 x 27 x 49"	15"/22"	670	3,250.00
HB652-2000	2000	52"	5½"	66 x 27 x 49"	20"/26"	590	3,110.00
HB666-2000	2000	66"	5½"	80 x 27 x 49"	20"/26"	600	3,250.00
HB678-2000	2000	78"	5½"	92 x 27 x 49"	20"/26"	680	3,330.00

STACKERS

Dependable STRADDLE STACKER

- Ruggedly engineered and built to easily handle 48" pallets.
- Self-contained hydraulic system.
- Adjustable 36" forks.

Complete with a heavy duty hydraulic system and powered by an extra large, deep cycle 12 volt battery. Dual 8" polyurethane fifth wheel with a spring loaded handle provides easy, pinpoint handling in congested areas. Features 5" diameter phenolic load wheels. Complete with safety screen. Designed for constant high-capacity performance. Requires no special training to operate. 24" load center. FOB Shipping Point.



STRADDLE LEGS adjust from 35" I.D. to 50" I.D. on adjustable base models.

HPST Series

42" I.D. STRADDLE FOR 40" W x 48" PALLETS

Product No.	Lift Hgt.	Low'd Hgt.	Overall Size H x W x L	Base Legs I.D.	O.D.	Wt. (lbs.)	Price Ea.
HPS-262	62"	2½"	82 x 48 x 70"	42"	48"	985	\$4,310.00
HPS-274	74"	2½"	94 x 48 x 70"	42"	48"	995	4,420.00
HPS-286	86"	2½"	106 x 48 x 70"	42"	48"	1140	4,530.00

50" I.D. STRADDLE FOR 48"W x 48"L PALLETS

HPS262-50	62"	2½"	82 x 56 x 70"	50"	56"	990	4,160.00
HPS274-50	74"	2½"	94 x 56 x 70"	50"	56"	1000	4,530.00
HPS286-50	86"	2½"	106 x 56 x 70"	50"	56"	1160	4,690.00

ADJ. STRADDLE: 35" I.D. TO 50" I.D.

HPSA-262	62"	2½"	82 x 41-56 x 72"	35-50"	41-56"	1160	4,450.00
HPSA-274	74"	2½"	94 x 41-56 x 72"	35-50"	41-56"	1185	4,840.00
HPSA-286	86"	2½"	106 x 41-56 x 72"	35-50"	41-56"	1200	5,000.00

42" I.D. STRADDLE TELESCOPING MAST FOR 40" W x 48" L PALLETS

Product No.	Lift Hgt.	Low'd Hgt.	Overall Size H x W x L	Extn. Clpsd.		Wt. (lbs.)	Price Ea.	
				I.D.	O.D.			
HPST2107	107"	2½"	133 x 48 x 71"	81"	42"	48"	1210	5,340.00
HPST2127	127"	2½"	155 x 48 x 71"	93"	42"	48"	1275	5,400.00

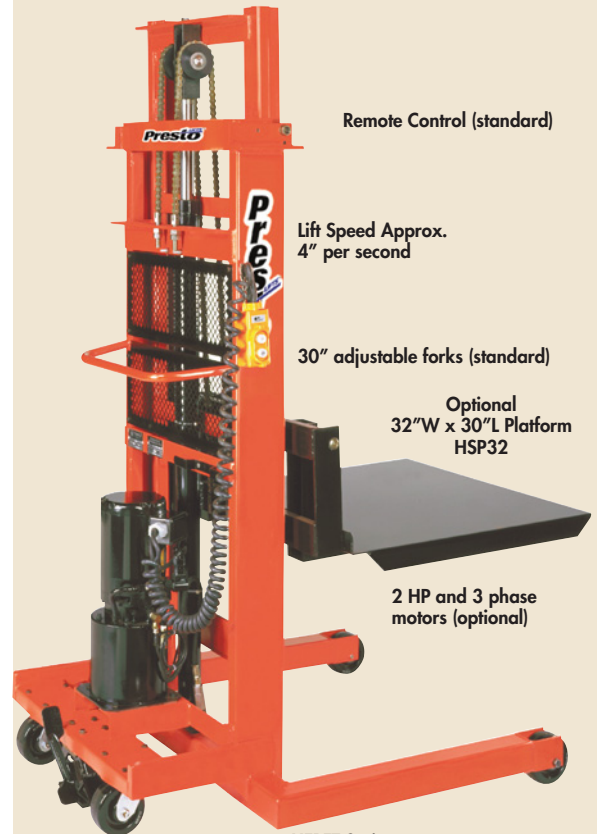
50" I.D. STRADDLE TELESCOPING MAST FOR 48"W x 48"L PALLETS

Product No.	Lift Hgt.	Low'd Hgt.	Overall Size H x W x L	Extn. Clpsd.		Wt. (lbs.)	Price Ea.	
				I.D.	O.D.			
HPST2107-50	107"	2½"	133 x 56 x 71"	81"	50"	56"	1200	5,470.00
HPST2127-50	127"	2½"	156 x 56 x 71"	93"	50"	56"	1240	5,630.00

ADJ. STRADDLE: TELESCOPING MAST 35" I.D. TO 50" I.D.

Product No.	Lift Hgt.	Low'd Hgt.	Overall Size H x W x L	Extn. Clpsd.		Wt. (lbs.)	Price Ea.	
				I.D.	O.D.			
HPSTA2107	107"	2½"	133 x 41-56 x 73"	80"	35-50"	41-56"	1250	5,770.00
HPSTA2127	127"	2½"	154 x 41-56 x 73"	92"	35-50"	41-56"	1400	6,200.00

IDEAL for compact work areas.



Remote Control (standard)

Lift Speed Approx. 4" per second

30" adjustable forks (standard)

Optional 32"W x 30"L Platform HSP32

2 HP and 3 phase motors (optional)

HEPF Series

¾ HP 1-phase motor (standard)

Electric AC Lift

- Just plug in and lift is ready to work.
- Designed and engineered for all types of lifting or positioning work.

This rugged electric lift is ideal for congested and compact work areas. Perfect for all types of lifting or positioning work. Built to withstand the daily rigors of lifting heavy loads. Lifts 4" per second with ¾ H.P. 1-phase motor. 30" adjustable forks are standard - optional platform sold separately. FOB Shipping Point.

Product No.	Cap. (lbs.)	Raised Height	PORTABLE - 30" FORKS - 18" LOAD CENTER			Base legs I.D.	O.D.	Wt. (lbs.)	Price Ea.
			Lowered	Overall Size H x W x L					
HEPF-752	1000	52"	5½"	66 x 32 x 47"	24"	30"	490	\$3,290.00	
HEPF-766	1000	66"	5½"	80 x 32 x 47"	24"	30"	500	3,470.00	
HEPF-778	1000	78"	5½"	92 x 32 x 47"	24"	30"	530	3,630.00	
STATIONARY - 30" FORKS - 18" LOAD CENTER									
HESF-750	1000	50"	3½"	64 x 30 x 49"	24"	30"	480	3,360.00	
HESF-764	1000	64"	3½"	78 x 32 x 45"	24"	30"	570	3,540.00	
HESF-776	1000	76"	3½"	90 x 32 x 45"	24"	30"	590	3,490.00	
HESF-788	1000	88"	3½"	102 x 32 x 45"	24"	30"	710	4,230.00	
HESF-7106	1000	106"	3½"	120 x 40 x 45"	34"	40"	760	4,590.00	
HESF-7118	1000	118"	3½"	132 x 40 x 45"	34"	40"	900	4,820.00	
PORTABLE TELESCOPIC MAST - 30" FORKS - 18" LOAD CENTER									
Product No.	Cap. (lbs.)	Raised Height	Extn./Clpsd		Base legs I.D.	O.D.	Wt. (lbs.)	Price Ea.	
			Lowered	Overall Size H x W x L					
HEPFT-796	1000	94"	5½"	111/66 x 41 x 56"	34"	40"	800	4,870.00	
HEPFT-7110	1000	110"	5½"	132½/81 x 41 x 56"	34"	40"	870	5,050.00	
HEPFT-7130	1000	130"	5½"	153/93 x 40 x 56"	34"	40"	940	5,380.00	

HSP32 Optional Platform 32"W x 30"L Price ea. \$320.00

STACKERS



Presto PowerStak

Ideal for:

- Warehouses
- Loading Docks
- Light assembly work cells
- Retail sales floors

A high performance, fully powered stacker that offers instant flexibility and versatility, providing significant improvement in worker productivity. FOB Shipping Point.



PRESTO POWERSTAK									
Product No.	Load Cap. (lbs.)	Raised Height	Lowered Height	Dimensions H x W x L	Forks O.D.	Base Legs I.D./O.D.	Wt. (lbs.)	Price Ea.	
HPPS2200-62NFO-21	2200	62"	3 1/2"	78 x 32 x 67"	21"	N/A	1100	6,290.00	
HPPS2200-62NFO-27	2200	62"	3 1/2"	78 x 32 x 67"	27"	N/A	1100	6,290.00	
ADJUSTABLE BASE - STRADDLE (40" I.D.-50" I.D.) - 24" LOAD CENTER									
HPPS2200-62NAS	2200	62"	2 3/4"	79 x 48-58 x 68"	12 3/4"-27"	40-50"/48-58"	1200	6,290.00	
HPPS2200-101AS	2200	101"	2 3/4"	73 x 48-58 x 73"	12 3/4"-27"	40-50"/48-58"	1405	7,910.00	
HPPS2200-125AS	2200	125"	2 3/4"	83 x 48-58 x 73"	12 3/4"-27"	40-50"/48-58"	1445	8,550.00	
HPPS2200-150AS	2200	150"	2 3/4"	99 x 48-58 x 73"	12 3/4"-27"	40-50"/48-58"	1545	9,440.00	
ADJUSTABLE BASE - STRADDLE (40 1/4" I.D.-50" I.D.) - 24" LOAD CENTER									
HPPS3000-125AS	3000	125"	2 1/2"	85 1/4 x 48-58 x 80"	8 3/8-33"	40 1/4-50"/48-58"	2500	P.O.R.	

Load Backrest, Forged Forks, Rubber Drive Wheel, not all options available for all models - call for pricing.
Forged forks standard for HPPS3000-125AS.

Presto Lift Stik

Ideal for:

- Stock Rooms
- Test and measurement stations
- Office supply rooms
- Electronic assembly areas
- Computer and server rooms

A versatile, lightweight lifter/transporter with capacities ranging from 185 lbs. to over 400 lbs. Features a continuous lifting chain, providing two vertical travel speeds with smooth starts and stops as well as precise load positioning with zero drift. All models come standard with 1/2" thick plastic platform and fixed steel forks. FOB Shipping Point.



PRESTO LIFT STIK									
Product No.	Load Cap. (lbs.)	Raised Height	Lowered Height	Dimensions H x W x L	Platform W x L	Power Unit	Charger Outboard	Wt. (lbs.)	Price Ea.
HPLS52-185	185	56"	5"	63 x 23 3/4 x 30 1/2"	23 1/2 x 18 1/2"	24DC	115V	105	\$3,370.00
HPLS60-220	220	65"	5"	75 3/4 x 23 3/4 x 32 1/2"	23 1/2 x 18 1/2"	24DC	115V	147	4,610.00
HPLS48-450	445	52"	4"	63 x 22 x 39 1/2"	22 x 23"	24DC	115V	190	5,680.00

Options for Presto Lift Stik

When selecting options, please contact dealer for pricing and to determine suitability and capacity.

Reel Rotator with Expanding Mandrel

For Models: HPLS52-185, HPLS60-220
Wt. 50 (lbs.)

Reel Mandrel - 1 3/4" diameter
27" length, Wt. (17) lbs.

Reel Mandrel - 1 3/4" diameter
18" length, Wt. (15) lbs.

For Models: HPLS52-185, HPLS60-220, HPLS48-450


V-Cradle, Stainless Steel, 360° Rotating

For Models: HPLS52-185, HPLS60-220, HPLS48-450
Wt. 10 (lbs.)

Lift Arm with Eye Bolt - 10" (distance to hook)

Lift Arm with Eye Bolt - 13" (distance to hook)

Low Profile Server Platform - 13 3/4"W x 19 3/8"L x 3/8" thick



LIFT HAND TRUCKS

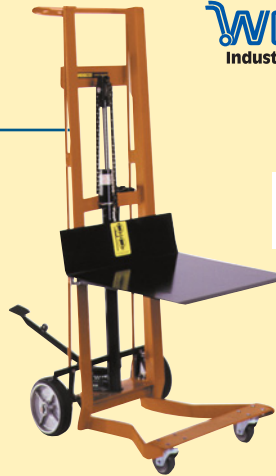
Hydraulic Lift Hand Trucks

- Dependable hydraulic lift system helps prevent muscle and back strain.

Two & four wheel models. 2-wheel model features a noseplate that touches floor for easy loading. 4-wheel model provides full support and easy transport. Lift height of 54" gives plenty of clearance. 750 lbs. capacity. Wheel locks standard. FOB Shipping Point.

HYDRAULIC LIFT HAND TRUCKS			
Product No.	Platform Size W x D	Wt. (lbs.)	Price Ea.
2-WHEEL			
HPL-54-2222	22 x 22"	156	\$1,003.50
HPL-54-2230	30 x 22"	166	1,080.42
4-WHEEL			
HDPL-54-2222	22 x 22"	162	1,079.88
HDPL-54-2230	30 x 22"	172	1,169.58

WESCO
Industrial Products, Inc.



HDPL-54-2222



HPL-54-2222

Lightweight Office Lifts

- Ideal for lifting and transporting heavy boxes of paper, materials and more.

Available in manual or battery powered models. Small footprint allows for easy storage and mobility. Electric model includes remote control and battery charger. 220 lbs. lift capacity. FOB Shipping Point.



LIGHTWEIGHT OFFICE LIFTS				
Product No.	Platform Size	Lift Height	Wt. (lbs.)	Price Ea.
HMOL	18 x 23"	58.5"	104	\$491.66
HEOL	18 x 23"	66"	146	1,634.34

Furniture and Cargo Movers

- Sold in pairs - ideal for moving crates, furniture and more.

Available in manual or hydraulic models. Small footprint allows for easy storage and mobility. Included straps secure loads tightly. Sold in pairs. FOB Shipping Point.




FURNITURE AND CARGO MOVERS			
Product No.	Load Capacity	Wt. Per Pair (lbs.)	Price Per Pair
HMFM	1320	55	\$568.48
HHFM	3950	190	795.54



Super Heavy-Duty Cargo Lifts

- Capacities up to 10,000 lbs. provide the most economical way to lift and move large, bulky loads.

Super Heavy-Duty Cargo Lifts are sold in pairs to facilitate lifting bulky loads from each end utilizing a heavy-duty hand operated hydraulic jack. Swivel casters allow movement in any direction. All models supplied with hooks for attaching recommended optional HLB-1 or HLB-2 load binders. Sold in pairs. FOB Shipping Point.



HRNR-2 Shown Used With Optional Load Binder

SUPER HEAVY-DUTY CARGO LIFTS					
Product No.	Lift Capacity (lbs.)	Lift Height	Caster	Wt. Per Pair (lbs.)	Price Per Pair
HRNR-2	2000	5"	Steel	160	\$1,189.61
HRNR-2P	2000	5"	Poly	167	1,283.27
HRNR-4	4000	12"	Steel	315	1,540.03
HRNR-4P	4000	12"	Poly	313	1,588.56
HRNR-6	6000	6"	Steel	325	1,715.85
HRNR-6P	6000	6"	Poly	306	1,792.93
HRNR-64	6000	12"	Steel	359	1,793.64
HRNR-64P	6000	12"	Poly	359	1,849.11
HRNR-8	8000	6"	Steel	390	1,939.37
HRNR-8P	8000	6"	Poly	402	2,034.32
HRNR-10	10000	6"	Steel	480	2,373.88
HRNR-10P	10000	6"	Poly	475	2,459.76

Optional Load Binder

Two 12' long high strength nylon belts with heavy-duty ratchet tighteners. Highly recommended for stabilizing large, bulky loads. FOB Shipping Point.

HLB-1 Delta Ring Load Binder

Wt. 6 (lbs.) Price Ea. \$128.06

HLB-2 "E" Track Hook Load Binder

Wt. 7 (lbs.) Price Ea. \$130.63



STACKERS AND LIFTS



Hydraulic Foot Pump Stackers

- Lift and transport 1000 lb. loads safely and efficiently.
- Floor locks, safety screen and foot guard standard.

Built and engineered for durable and superior performance. Forks touch the floor on all fork units. Front phenolic wheels are 5" dia. Rear phenolic swivel casters are 4" dia. Dependable hydraulic jack. FOB Shipping Point.

25" Long Fork Stacker

Forks measure 1" thick x 3"W. x 25"L. 25.5" overall width, 40"D.

24" x 24" Platform Stacker

Platforms have 5.75" lowered height. 25.5" overall width, 40"D.

30"L. Fork Stacker

Forks measure 1" thick x 3"W. x 30"L. 32" overall width 44"D.

30 x 32" Platform Stacker

Platforms have 5.75" lowered height. 32" overall width, 44"D.

HESPL-60-2424



Product No.	Cap. (lbs.)	HYDRAULIC FOOT PUMP STACKERS				Wt. (lbs.)	Price Ea.
		Lift Height	Overall Height	Base Leg Span Inside/Outside			
15" LOAD CENTER -- 25"L. FORKS							
HESFL-56-25	1000	56"	72"	15"/21"	258	\$1487.46	
HESFL-64-25	1000	64"	80"	15"/21"	266	1758.36	
HESFL-76-25	1000	76"	92"	15"/21"	295	1955.10	
15" LOAD CENTER -- 24" X 24" PLATFORM							
HESPL-60-2424	1000	60"	72"	15"/21"	226	1281.84	
HESPL-68-2424	1000	68"	80"	15"/21"	234	1509.30	
HESPL-80-2424	1000	80"	92"	15"/21"	263	1665.54	
18" LOAD CENTER -- 30"L. FORKS							
HESFL-56-30S	1000	56"	72"	25.5"/32"	281	1632.18	
HESFL-64-30S	1000	64"	80"	25.5"/32"	289	1877.88	
HESFL-76-30S	1000	76"	92"	25.5"/32"	322	2022.18	
18" LOAD CENTER -- 32 X 30" PLATFORM							
HESPL-60-3032	1000	60"	72"	25.5"/32"	265	1547.88	
HESPL-68-3032	1000	68"	80"	25.5"/32"	273	1685.10	
HESPL-80-3032	1000	80"	92"	25.5"/32"	298	1943.16	

HESFL-56-30S

Battery Powered Counterbalance Lifts

- Lift and transfer heavy loads with this battery powered lift.
- Ideal for loading and unloading trucks, positioning dies or feeding material to presses.

Remote control, floor lock and safety screen standard. With a minimally charged battery, unit can be used even while recharging. Three light LED charge status indicator included. Easy to read illuminated battery status voltmeter. Order enough weight kits for your planned load. FOB Shipping Point.



Product No.	Cap. (lbs.)	BATTERY POWERED COUNTERBALANCE LIFTS				Fork Length	Wt. (lbs.)	Price Ea.
		Lift Height	Overall Height	Load Center				
HPCBFL-56-25	1000	56"	72"	13"	25"	560	\$2995.59	
HPCBFL-64-25	1000	64"	80"	13"	25"	574	3027.54	
HPCBFL-76-25	1000	76"	92"	13"	25"	611	3068.21	
COUNTERBALANCE WEIGHT KITS								
Product No.	Counterweight (lbs.)	Stacker Load Cap. (lbs.)	Price Kit					
H261041	200	334	\$154.07					
H261042	400	668	302.18					
H261043	600	1000	468.56					

Battery Powered 1000 lb. to 2000 lb. Pallet Straddle & Platform Stackers

- Ideal for loading and unloading trucks, positioning dies, or feeding material to presses.
- Remote control, three light LED charge status indicator, and easy to read illuminated battery status voltmeter included.

Equipped with safety screen and floor lock. FOB Shipping Point. With a minimally charged battery, unit can be used even while plugged in and recharging.

1000 lb. Platform and Standard and Straddle Fork Units
Features 5" phenolic wheels on front, 4" phenolic swivel casters on rear.

1500 and 2000 lb. Straddle Fork Units

For minimum rolling resistance, features glass filled nylon 5" wheels on front, and 6" swivel casters on rear. Extra long 42" forks for lifting pallets. Versatile adjustable span straddle legs can be set from 34" to 50" inside dimension to handle most standard pallets. Features reinforced frame and base. Double chain, lift support. Heavy-duty pump. Ergonomic "D" handles. Features remote control, floor lock and safety screen.

5th Wheel Steering Option

For easier mobility and precision steering in confined areas. Features 8" locking polyurethane wheels. Spring loaded handle. Can be field installed.

H261099 Wt.33 (lbs.) Price Ea. \$406.01

5th wheel option for greater maneuverability available on 1500 lb. and 2000 lb. capacity models.



Product No.	Cap. (lbs.)	Lift Height	Base Leg Inside/Outside	Load Center	Wt. (lbs.)	Price Ea.
24" X 24" PLATFORM UNITS						
HPESPL-60-2424	1000	60"	15"/21"	15"	418	\$2341.86
HPESPL-68-2424	1000	68"	15"/21"	15"	428	2361.43
HPESPL-80-2424	1000	80"	15"/21"	15"	457	2607.81
30" X 32" PLATFORM UNITS						
HPESPL-60-3032	1000	60"	25.5"/32"	18"	404	2767.05
HPESPL-68-3032	1000	68"	25.5"/32"	18"	427	2884.95
HPESPL-80-3032	1000	80"	25.5"/32"	18"	452	2911.50
25" STANDARD FORK UNITS						
HPESFL-56-25	1000	60"	15"/21"	15"	452	2326.33
HPESFL-64-25	1000	68"	15"/21"	15"	460	2474.44
HPESFL-76-25	1000	80"	15"/21"	15"	489	2598.81
30" STRADDLE FORK UNITS						
HPESFL-56-30S	1000	60"	25.5"/32"	18"	442	2568.88
HPESFL-64-30S	1000	68"	25.5"/32"	18"	456	2606.40
HPESFL-76-30S	1000	80"	25.5"/32"	18"	465	2763.28
42" FORKS, ADJUSTABLE WIDTH BASE STRADDLE STACKERS						
HPASFL-64-42-3550S-1.5K	1500	64"	35"-50" ID Adj.	24"	587	4159.91
HPASFL-76-42-3550S-1.5K	1500	76"	35"-50" ID Adj.	24"	652	4317.86
HPASFL-86-42-3550S-1.5K	1500	86"	35"-50" ID Adj.	24"	703	4488.36
HPASFL-64-42-3550S-2K	2000	64"	35"-50" ID Adj.	24"	592	4212.51
HPASFL-76-42-3550S-2K	2000	76"	35"-50" ID Adj.	24"	657	4506.81
HPASFL-86-42-3550S-2K	2000	86"	35"-50" ID Adj.	24"	708	4831.71
HPTASFL-96-42-3550S-1.5K	1500	96"	35"-50" ID Adj.	24"	1125	5549.79
HPTASFL-130-42-3550S-1.5K	1500	130"	35"-50" ID Adj.	24"	1280	6066.73
HPTASFL-96-42-3550S-2K	2000	96"	35"-50" ID Adj.	24"	1125	5658.13
HPTASFL-130-42-3550S-2K	2000	130"	35"-50" ID Adj.	24"	1285	6196.33

FULLY POWERED STACKERS



Wesco[®] Fully Powered Stackers

- Battery Powered System provides both propulsion and lift.
- Eliminates the stress and strain of lifting and transporting heavy loads.
- Simple to use finger-tip controls are built into steering handle.
- 180 degree hinged design allows precision steering in confined spaces.
- Spring loaded mechanism automatically compensates for uneven floors ensuring drive wheels maintain constant contact with floor.
- Automatic emergency safety switch instantly reverses direction if control post comes in contact with an obstacle.
- Heavy-duty maintenance-free sealed battery provides more than ample power for propulsion and lift.



Counter-Balance



Power Drive



Finger-tip Controls

FULLY POWERED STACKERS COUNTER BALANCE - 25" FORKS							
Product No.	Cap. (lbs.)	Lift Height	Base Leg In/Out	Load Center	Wt. (lbs.)	Price Ea.	
HPCBFL-56-25-PD	1000	56"	15"/21"	15"	717	\$5,535.39	
HPCBFL-64-25-PD	1000	64"	15"/21"	15"	734	5,567.57	
HPCBFL-76-25-PD	1000	76"	15"/21"	15"	771	5,573.98	
COUNTER BALANCE WEIGHT KITS (For use with counter-balance models only)							
H261041-200 LB KIT	334	N/A	N/A	N/A	200	\$154.07	
H261042-400 LB KIT	668	N/A	N/A	N/A	400	302.18	
H261043-600 LB KIT	1000	N/A	N/A	N/A	600	468.56	
25" FORKS							
HPESFL-56-25-PD	1000	56"	15"/21"	15"	612	\$4,865.34	
HPESFL-64-25-PD	1000	64"	15"/21"	15"	620	4,866.58	
HPESFL-76-25-PD	1000	76"	15"/21"	15"	649	5,001.69	
30" FORKS, WIDE STRADDLE							
HPESFL-56-30S-PD	1000	56"	25½"/32"	18"	602	\$5,032.97	
HPESFL-64-30S-PD	1000	64"	25½"/32"	18"	616	5,106.99	
HPESFL-76-30S-PD	1000	76"	25½"/32"	18"	625	5,304.99	
24" x 24" PLATFORM							
HPESPL-60-2424-PD	1000	60"	15"/21"	15"	578	\$4,850.55	
HPESPL-68-2424-PD	1000	68"	15"/21"	15"	588	4,870.97	
HPESPL-80-2424-PD	1000	80"	15"/21"	15"	617	5,138.38	
30" x 32" PLATFORM							
HPESPL-60-3032-PD	1000	60"	25½"/32"	18"	564	\$5,218.14	
HPESPL-68-3032-PD	1000	68"	25½"/32"	18"	587	5,274.96	
HPESPL-80-3032-PD	1000	80"	25½"/32"	18"	612	5,348.31	
30" x 32" PLATFORM							
HPSPL-60-3032-30S-2K-PD	2000	60"	30"/36"	18"	644	\$5,723.94	
HPSPL-68-3032-30S-2K-PD	2000	68"	30"/36"	18"	657	6,046.08	
HPSPL-80-3032-30S-2K-PD	2000	80"	30"/36"	18"	699	6,072.32	
HPSPL-90-3032-30S-2K-PD	2000	90"	30"/36"	18"	738	6,622.52	
42" FORKS, ADJUSTABLE STRADDLE							
Product No.	Cap. (lbs.)	Lift Height	Inside Straddle Range	Load Center	Wt. (lbs.)	Price Ea.	
HPASFL-64-42-3550S-2K-PD	2000	64"	35"/50"	24"	752	\$6,515.21	
HPASFL-76-42-3550S-2K-PD	2000	76"	35"/50"	24"	817	6,910.25	
HPASFL-86-42-3550S-2K-PD	2000	86"	35"/50"	24"	868	7,225.14	
35" FORKS ECONOMY STACKER							
HEKS-10	2200	117½"	19"/27"	18"	826	\$5,633.55	



25" Forks



HEKS-10 Economy Stacker

STACKERS

Platform Stackers and Work Positioners

- Hydraulic Foot Pedal Lifts and Battery Powered Lifts.
- Battery Powered lift models include a heavyduty deep-cycle battery and built-in charger.

Lift to heights of 58" to 80" with hydraulic ease. Handles loads up to 1,000 lbs. Hydraulic rams and pedal pumps are oversized and manufactured "in house" for years of trouble-free operation. Roller lift chain with over 9000 lbs. yield. Platform is welded unitized construction for strength and safety. 2" wide phenolic wheels and floor lock are standard. Optional wheels are available. FOB Shipping Point.



Hydraulic Fork Stackers

- Battery Powered Fork Lifts
- Foot Pedal Fork Lifts

Oversized Hydraulic rams and pedal pumps lift 1000 pounds 54" to 76" on heavy duty 4" wide and 1" thick forks, roll the load on 2" wide phenolic wheels and stay in place with a standard floor lock. The roller lift chain has over 9000 lbs. yield. Battery powered lift models include a heavy duty deep-cycle battery and a 10 amp automatic built-in charger. Optional wheels are available. FOB Shipping Point.



HYDRAULIC PLATFORM STACKERS AND WORK POSITIONERS									
Product No.	Wheel Diameters		Legs ID	Legs OD	Load Center	Platform Lowered Height	Platform Raised Height	Machine Weight (lbs.)	Price Ea.
	Front	Rear							
FOOT PEDAL LIFT									
HPS2460	5 x 2"	4 x 2"	14"	22"	15"	5 1/2"	60"	282	\$1,681.33
HPS2470	5 x 2"	4 x 2"	14"	22"	15"	5 1/2"	70"	297	1,758.67
HPS2480	5 x 2"	4 x 2"	14"	22"	15"	5 1/2"	80"	312	1,854.67
HPS3060	5 x 2"	4 x 2"	25"	33"	18"	5 1/2"	60"	305	1,897.33
HPS3070	5 x 2"	4 x 2"	25"	33"	18"	5 1/2"	70"	320	1,920.00
HPS3080	5 x 2"	4 x 2"	25"	33"	18"	5 1/2"	80"	335	2,002.67
BATTERY POWER LIFT									
HPS2458B	5 x 2"	4 x 2"	14"	22"	15"	5 1/2"	58"	405	3,025.33
HPS2470B	5 x 2"	4 x 2"	14"	22"	15"	5 1/2"	70"	423	3,057.33
HPS2480B	5 x 2"	4 x 2"	14"	22"	15"	5 1/2"	80"	440	3,089.33
HPS3058B	5 x 2"	4 x 2"	25"	33"	18"	5 1/2"	58"	424	3,196.00
HPS3070B	5 x 2"	4 x 2"	25"	33"	18"	5 1/2"	70"	442	3,240.00
HPS3080B	5 x 2"	4 x 2"	25"	33"	18"	5 1/2"	80"	460	3,304.00
HAND WINCH LIFT									
HPS2460W	5 x 2"	4 x 2"	14"	22"	15"	5 1/2"	60"	260	1,522.67
HPS2470W	5 x 2"	4 x 2"	14"	22"	15"	5 1/2"	70"	270	1,630.67
HPS2480W	5 x 2"	4 x 2"	14"	22"	15"	5 1/2"	80"	280	1,804.00
HPS3060W	5 x 2"	4 x 2"	25"	33"	18"	5 1/2"	60"	300	1,702.67
HPS3070W	5 x 2"	4 x 2"	25"	33"	18"	5 1/2"	70"	310	1,862.67
HPS3080W	5 x 2"	4 x 2"	25"	33"	18"	5 1/2"	80"	320	2,010.67

HYDRAULIC FORK STACKERS										
Product No.	Fork Length	Wheel Diameters		Forks OD Min.	Forks OD Max.	Load Center	Forks Lowered Height	Forks Raised Height	Machine Weight (lbs.)	Price Ea.
		Front	Rear							
FOOT PEDAL LIFT										
HFS2556	25"	5 x 2"	4 x 2"	8"	26 1/2"	15"	1"	56"	354	\$1,964.00
HFS2566	25"	5 x 2"	4 x 2"	8"	26 1/2"	15"	1"	66"	369	2,042.67
HFS2576	25"	5 x 2"	4 x 2"	8"	26 1/2"	15"	1"	76"	384	2,122.67
HFS3056	30"	5 x 2"	4 x 2"	8"	26 1/2"	18"	1"	56"	389	2,145.33
HFS3066	30"	5 x 2"	4 x 2"	8"	26 1/2"	18"	1"	66"	404	2,166.67
HFS3076	30"	5 x 2"	4 x 2"	8"	26 1/2"	18"	1"	76"	419	2,260.00
BATTERY POWER LIFT										
HFS2554B	25"	5 x 2"	4 x 2"	8"	26 1/2"	15"	1"	54"	477	3,366.67
HFS2566B	25"	5 x 2"	4 x 2"	8"	26 1/2"	15"	1"	66"	495	3,376.00
HFS2576B	25"	5 x 2"	4 x 2"	8"	26 1/2"	15"	1"	76"	512	3,464.00
HFS3054B	30"	5 x 2"	4 x 2"	8"	26 1/2"	18"	1"	54"	508	3,502.67
HFS3066B	30"	5 x 2"	4 x 2"	8"	26 1/2"	18"	1"	66"	526	3,580.00
HFS3076B	30"	5 x 2"	4 x 2"	8"	26 1/2"	18"	1"	76"	544	3,636.00
HAND WINCH LIFT										
HFS2556W	25"	5 x 2"	4 x 2"	8"	26 1/2"	15"	1"	56"	390	1,690.67
HFS2566W	25"	5 x 2"	4 x 2"	8"	26 1/2"	15"	1"	66"	400	1,781.33
HFS2576W	25"	5 x 2"	4 x 2"	8"	26 1/2"	15"	1"	76"	410	1,964.00
HFS3056W	30"	5 x 2"	4 x 2"	8"	26 1/2"	18"	1"	56"	425	1,873.33
HFS3066W	30"	5 x 2"	4 x 2"	8"	26 1/2"	18"	1"	66"	435	2,010.67
HFS3076W	30"	5 x 2"	4 x 2"	8"	26 1/2"	18"	1"	76"	445	2,164.00

Pallet Stackers

- 1000 pound capacity
- Hydraulic Foot Pedal or Battery Powered Lifts

4"W. and 1" thick solid steel forks adjust from 8" to 26 1/2" OD lift to heights of 66" and 76" and lower completely to the floor. Oversized pedal pumps and hydraulic rams are manufactured in our plant for optimum trouble free operation. Yield on roller chain is 9000 pounds. Heavy duty deep-cycle battery and 10 amp automatic built-in charger are included with battery powered models. 2" W. phenolic wheels, Floor lock is standard. Optional wheels are available. FOB Shipping Point.

HYDRAULIC PALLET STACKERS										
Product No.	Fork Length	Wheel Front	Diameters Rear	Forks OD Min.	Forks OD Max.	Load Center	Forks Lowered Height	Forks Raised Height	Machine Wt. (lbs.)	Price Ea.
HSS4266	36"	5 x 2"	4 x 2"	8"	26 1/2"	24"	1"	66"	455	\$2,498.67
HSS4276	36"	5 x 2"	4 x 2"	8"	26 1/2"	24"	1"	76"	470	2,660.00
HSS5066	36"	5 x 2"	4 x 2"	8"	26 1/2"	24"	1"	66"	470	2,660.00
HSS5076	36"	5 x 2"	4 x 2"	8"	26 1/2"	24"	1"	76"	480	2,810.67
BATTERY POWER LIFT										
HSS4266B	36"	5 x 2"	4 x 2"	8"	26 1/2"	24"	1"	66"	578	3,849.33
HSS4276B	36"	5 x 2"	4 x 2"	8"	26 1/2"	24"	1"	76"	593	3,988.00
HSS5066B	36"	5 x 2"	4 x 2"	8"	26 1/2"	24"	1"	66"	593	4,012.00
HSS5076B	36"	5 x 2"	4 x 2"	8"	26 1/2"	24"	1"	76"	603	4,133.33
HAND WINCH LIFT										
HSS4266W	36"	5 x 2"	4 x 2"	8"	26 1/2"	24"	1"	66"	428	2,280.00
HSS4276W	36"	5 x 2"	4 x 2"	8"	26 1/2"	24"	1"	76"	438	2,426.67
HSS5066W	36"	5 x 2"	4 x 2"	8"	26 1/2"	24"	1"	66"	443	2,426.67
HSS5076W	36"	5 x 2"	4 x 2"	8"	26 1/2"	24"	1"	76"	448	2,573.33



INDUSTRIAL FLOOR CRANES

Straddle Cranes



- Safety by-pass relief valve is standard to prevent dangerous overloading.

2-year warranty on entire crane -- 5-years on frame weldment. Proof tested at 150% capacity -- all cranes exceed ASME PALD-12 and ANSI Z535 Standards. Rolls smoothly, easily on long-wearing phenolic wheels with roller bearings. Optional wheels, floor lock and power lift option featuring deep cycle battery -- fully automatic charger plus a remote pendant on a 20' coil cord available -- contact dealer for details. FOB Shipping Point.

HYDRAULIC FLOOR CRANES			
Product No.	Cap. (lbs.)	Wheel Type	Price Ea.
HB-1000	1000	Phenolic	\$1,493.33
HB-2000	2000	Phenolic	3,278.67
HB-2000 w/Power Lift	2000	Phenolic	4,766.67
HB-3000	3000	Phenolic	3,760.00
HB-3000 w/Power Lift	3000	Phenolic	5,248.00

Product No.		HB-1000	HB-2000	HB-3000
Capacity	Position 1	1000 lbs.	2000 lbs.	3000 lbs.
	Position 2	750 lbs.	800 lbs.	1200 lbs.
	Position 3	450 lbs.	400 lbs.	700 lbs.
	Position 4	200 lbs.	300 lbs.	500 lbs.
Boom Ht. (max.)	Position 1	121"	96"	103"
	Position 2	116"	106"	110"
	Position 3	110"	112"	116"
	Position 4	105"	120"	126"
Boom length	Position 1	46"	58"	66"
	Position 2	52"	68"	73"
	Position 3	58"	80"	85"
	Position 4	64"	91"	97"
Base Width (front)		35"	32"	34 1/2"
Base length		53 1/2"	69 3/4"	79"
Length inside legs		43"	55"	65"
Wheels, diameter		5" dia. 2"W.	6" dia. 2"W.	8" dia. 3"W.
Casters, diameter		4" dia. 2"W.	5" dia. 2"W.	6" dia. 2"W.
Overall height		72 1/2"	67 1/4"	76"
Weight		220 lbs.	430 lbs.	545 lbs.

Beech Counterweighted Crane

- Provides safe lifting in close quarters.
- Perfect in machine shops, injection mold shops and other areas where legs out front get in the way.

Each crane is proof loaded at 150% of its rated capacity to insure integrity and is equipped with a safety valve to prevent dangerous overloading. Hydraulic lift is controlled by a hand pump and precision lowering is regulated by a needle valve. All cranes are shipped complete with extension boom, safety swivel hook, counterweights, steering handle and roller bearing phenolic wheels. Exceeds ASME PALD-12 and ANSI Z535 standards. Optional wheels, floor lock and power lift option featuring deep cycle battery -- fully automatic charger plus a remote pendant on a 20' coil cord available -- contact dealer for details. FOB Shipping Point.



Product No.	Boom In Cap. (lbs.)	Boom Out Cap. (lbs.)	Boom Reach	Boom Height	Load Wheel Size	Steering Wheel Size	Overall Size L x W x H	Wt. (lbs.)	Price Ea.
HB-500CW	500	350	41-59"	9-104"	6 x 2"	4 x 2"	50 x 31 x 58"	980	\$2,628.00
HB-750CW	750	475	46-54"	6-104"	8 x 2"	5 x 2"	63 x 31 x 64"	1700	3,730.67
HB-750CW w/Power Lift	750	475	46-54"	6-104"	8 x 2"	5 x 2"	63 x 31 x 64"	1755	5,218.67
HB-1000CW	1000	600	46-54"	6-104"	8 x 2"	5 x 2"	63 x 31 x 64"	1735	4,024.00
HB-1000CW w/Power Lift	1000	600	46-54"	6-104"	8 x 2"	5 x 2"	63 x 31 x 64"	1790	5,512.00
HB-1500CW	1500	750	52-90"	8-135"	8 x 3"	6 x 2"	74 x 31 x 76"	2455	4,973.33
HB-1500CW w/Power Lift	1500	750	52-90"	8-135"	8 x 3"	6 x 2"	74 x 31 x 76"	2510	6,461.33
HB-2000CW	2000	1000	52-90"	8-135"	8 x 3"	6 x 2"	74 x 31 x 76"	3035	6,160.00
HB-2000CW w/Power Lift	2000	1000	52-90"	8-135"	8 x 3"	6 x 2"	74 x 31 x 76"	3090	7,648.00

LIFT TRUCKS & HOISTS



The Genie® Lift™

- Durable steel construction for years of dependable service.
- These easy material lifts feature removable winches and attachments for space saving storage and transporting.
- Includes standard fork.
- Heavy duty wheels for easy movement. Three bases to choose from. FOB Shipping Point.

Standard Base Genie® Lift™... available in 4' and 8' mast heights. Great for narrow work spaces. Optional ladder lets you work on your load and conveniently locks into storage position. Contact dealer for more information on optional ladder.

Straddle Base Genie® Lift™... available in 4', 8', 10' and 12' mast heights. Ideal for straddling wide loads. Easily reaches loads above wide fixed objects. Optional ladder - contact dealer for more information.

Counter Weighted Base Genie® Lift™... available in 4', 8', and 10' masts heights. Counterweighted eliminates the need for extended legs - lets you get close to your load. Comes with rugged 5" rear swivel wheels, 4 point casters and side-locking brakes.



Straddle Base

Product No.	Lift Cap. (lbs.)	Max Ht. (Fork Up)	Max Ht. (Fork Down)	STANDARD BASE GENIE® LIFT		Fork Size L x W	Load Plat. L x W	Wt. (lbs.)	Price Ea.
				Width	Length				
HGL-STB4	500	5' 11"	4' 1 1/2"	24 3/4"	34 3/4"	22 1/2" x 20 1/2"	23 x 22"	113	\$1,175.00
HGL-STB8	400	10' 5"	8' 3"	24 3/4"	34 3/4"	22 1/2" x 20 1/2"	27 1/2" x 23 1/2"	132	1,400.00
STRADDLE BASE GENIE® LIFT									
HGL-WB4	500	5' 11"	4' 1 1/2"	43 1/2"	43"	22 1/2" x 20 1/2"	23 x 22"	126	1,245.00
HGL-WB8	400	10' 5"	8' 3"	43 1/2"	43"	22 1/2" x 20 1/2"	27 1/2" x 23 1/2"	145	1,470.00
HGL-WB10	350	11' 8"	9' 10 1/2"	43 1/2"	43"	22 1/2" x 20 1/2"	27 1/2" x 23 1/2"	149	1,510.00
HGL-WB12	350	13' 9"	12'	43 1/2"	43"	22 1/2" x 20 1/2"	27 1/2" x 23 1/2"	154	1,595.00
COUNTERWEIGHTED BASE GENIE® LIFT									
HGL-CWB4	500	5' 11"	4' 1 1/2"	28 1/2"	28 1/2"	22 1/2" x 20 1/2"	23 x 22"	392	1,600.00
HGL-CWB8	400	10' 5"	8' 3"	28 1/2"	28 1/2"	22 1/2" x 20 1/2"	27 1/2" x 23 1/2"	411	1,825.00
HGL-CWB10	350	11' 8"	9' 10 1/2"	28 1/2"	28 1/2"	22 1/2" x 20 1/2"	27 1/2" x 23 1/2"	415	1,865.00

Optional load platform \$295.00. Optional pneumatic tires \$295.00. Optional locking brakes \$295.00.




Counterweighted Base

Standard Base (Shown with optional pneumatic tires)

The Genie® Superlift Advantage®

- Straddle base design easily adjusts the width of the loading area without tools from 22" to 50".
- Self-contained fold down stabilizer system allows the operator to quickly set-up the machine.
- Straddle base available for 5', 10' and 15' models. FOB Shipping Point.

Straddle base can easily lift a standard 48" x 48" pallet. Adjusts without tools and can fit through standard doorways in narrow position while handling wide loads in the wide position. Strong optional aluminum Flat Forks designed for handling pallets, plus base and outriggers are welded for extra support. Easily transported and saves space for storage. Non-marking mold-on Performa® casters easily roll over debris, curbs or uneven ground. Heavy-duty extruded aluminum frame designed for compactness, safety, strength and rigidity, plus extra strong mast features a 4 point roller system between the columns, eliminating the need to adjust or service rollers. Quiet winch system to minimize noise. Easy to understand instructional and safety decals meet ANSI standards. Operators Manual is easily accessible in weather-proof container on machine. Attractive powder coated paint won't chip, peel or crack. Please specify Standard or Straddle Base when ordering.



Standard Base

Product No.	Cap. (lbs.)	Lift Ht.	STANDARD BASE GENIE® SUPERLIFT ADVANTAGE®				Ground Clearance	Wt. (lbs.)	Price Ea.
			18" Load Center	Flat Forks Lift Ht.	Height Stowed	Width Min.			
HSLA-5-STANDARD*	1,000	6' 7"	4' 10 1/2"	78 1/2"	31 1/2"	29"	2"	215	\$2,040.00
HSLA-10-STANDARD*	1,000	11' 5 1/2"	9' 9"	78 1/2"	31 1/2"	29"	2"	260	2,540.00
HSLA-15-STANDARD*	800	16' 4"	14' 7 1/2"	78 1/2"	31 1/2"	29"	2"	317	3,045.00
HSLA-20-STANDARD	800	21' 2 1/2"	N/A	78 1/2"	31 1/2"	29"	2"	405	3,430.00
HSLA-25-STANDARD	650	26 1/2"	N/A	78 1/2"	31 1/2"	31"	2"	450	3,860.00

Product No.	Cap. (lbs.)	Lift Ht.	STRADDLE BASE GENIE® SUPERLIFT ADVANTAGE®				Ground Clearance	Wt. (lbs.)	Price Ea.
			18" Load Center	Flat Forks Lift Ht.	Height Stowed	Width Range			
HSLA-5-STRADDLE*	1000	6' 7"	4' 10 1/2"	78 1/2"	31 1/2" - 58"	29"	2"	215	\$2,330.00
HSLA-10-STRADDLE*	1000	11' 5 1/2"	9' 9"	78 1/2"	31 1/2" - 58"	29"	2"	260	2,830.00
HSLA-15-STRADDLE*	800	16' 4"	14' 7 1/2"	78 1/2"	31 1/2" - 58"	29"	2"	317	3,335.00

*Trade out regular forks not included. Please specify standard or straddle base when ordering.

HFF-100 Optional Flat Forks Price Ea. \$1,195.00.

The Genie® Super Hoist™



- This telescoping pneumatic hoist lifts heavy loads into place for installation.
- Lightweight, compact and portable.
- Easy set up, no tools required.
- Powered by either CO₂ or compressed air.
- Includes 16' hose with 1/4" regulator.

The hoist has flexible power by either CO₂ or compressed air and provides approximately 80 to 90 lifts from a single tank of CO₂. The "one size fits all" bottle mounting bracket accepts any common CO₂ bottle size. A 20 lb. CO₂ tank is also available as an accessory. The hose stretches 16 ft. for added mobility and stores around brackets underneath the platform when not in use. Up and down functions, including the dump valve, can all be activated from the patented pistol-grip control handle. The control handle clips to a storage button on the side of the cylinder when not in use.

FOB Shipping Point.

Product No.	Load Cap. (lbs.)	Lift Height	GENIE® SUPER HOIST		Load Plat. L x W	Wt. (lbs.)	Price Ea.
			Stowed Height	Length			
HGH-3.8	300	12' 5 1/2"	3' 5"	19 x 24"	75	\$2,115.00	
HGH-5.6	250	18' 4 1/2"	4' 6"	19 x 24"	82	2,300.00	

HCO2 Optional 20 lb. CO₂ tank. Provides approximately 80-90 lifts per tank, Wt. 20 (lbs.), Price Ea. \$535.00.

Options & Accessories

Superlift Advantage® Adjustable Forks... adjusts for loads from 11" to 30" to accommodate diverse loads. Measures 2' 3/4" L x 11 1/2" to 30" W x 2 1/2" D. HAF-100 Price Ea. \$360.00.

Fork Extensions... are inserted onto standard forks for an additional 25" of length. HEF-100 Price Ea. \$320.00.

Load Platform... used with standard or adjustable forks. Fits over forks so one person can handle odd sized or heavy objects. No tools required. Measures 2' 3/4" L x 1' 11 1/2" W x 2 1/2" D. HLP-100 Price Ea. \$295.00.

Boom... with multi pre-drilled lift points to allow crane type hoisting. 1' 6" to 3' 6" L x 1.6" W x 6 1/2" D. HBO-100 Price Ea. \$325.00.

Captive Stabilizers... provide additional lateral support for heavy loads with a patented "locking system". Easily stowable - folds up for easy storage. No loose parts. Standard on HSLA-20, HSLA-25. N/A on straddle bases. HCO-100 Price Ea. \$375.00.

Transport Wheels... set of two wheels for easy loading and transporting over rough jobsite debris and soft ground. Ideal for construction sites. HTW-100 Price Ea. \$295.00.

LIFTING EQUIPMENT



Redi Lift Scissor Lift

- Helps maximize worker productivity while providing an ergonomically friendly workplace.
- Lifts help eliminate bending, lifting, excess fatigue and the danger of back injuries.

Power unit – motor, hydraulic pump and oil reservoir, is internally mounted for easy removal and repair or maintenance. Hydraulic cylinders come standard with Velocity Fuses for added safety. Rugged construction combined with quality electrical and mechanical components provide years of safe and reliable service. FOB Shipping Point.

POPULAR OPTIONS

Contact dealer for details.

- Foot control with cover.
- Oversized platforms up to 48" x 96" (2000-7000 lbs.).
- Turntables – 24", 36" & 48".
- Beveled toe guards for pit mounting.
- Accordion skirts.
- Remote mounted power units.

STANDARD SPECIFICATIONS

- Capacities from 750 to 7000 lbs.
- Three platform sizes -- 24", 36", & 48"W.
- Vertical Travel – 24", 36" & 48".
- Standard base is 24"W. (36 & 48" platform models have 6" and 12" stabilizing legs.
- 1/3 HP. 115/230 volt, 1 phase, 60 cycle.
- 1 HP motors (115/1/60) on 24" travel (all capacities) and 36" travel (2000-4000 lb. capacity)
- 1.5 HP motors – (208, 220, 460/3/60) on 36" travel (5000-7000 lb. capacity) and 48" travel all capacities.
- Hand controls are standard with 10' cord.
- Velocity fuse equipped cylinders.

SCISSOR LIFTS										
RL-24 SERIES 24" TRAVEL, 30 1/4" RAISED HEIGHT, 6 1/4" LOWERED HEIGHT										
Capacity (lbs.)	Raise Time (sec.)	24"W. x 36"L. PLATFORM			36"W. x 36"L. PLATFORM			48"W. x 48"L. PLATFORM		
		Product No.	Wt. (lbs.)	Price Ea.	Product No.	Wt. (lbs.)	Price Ea.	Product No.	Wt. (lbs.)	Price Ea.
750	15	HRL-24-7.5-2W	260	\$2,388.75	HRL-24-7.5-3W	280	\$3,007.50	HRL-24-7.5-4W	300	\$3,302.50
1000	17	HRL-24-10-2W	270	2,462.50	HRL-24-10-3W	290	3,082.50	HRL-24-10-4W	310	3,377.50
1500	21	HRL-24-15-2W	280	2,636.25	HRL-24-15-3W	300	3,097.50	HRL-24-15-4W	320	3,542.50
RL-36 SERIES 36" TRAVEL, 42 1/4" RAISED HEIGHT, 6 1/4" LOWERED HEIGHT										
Capacity (lbs.)	Raise Time (sec.)	24"W. x 48"L. PLATFORM			36"W. x 48"L. PLATFORM			48"W. x 48"L. PLATFORM		
		Product No.	Wt. (lbs.)	Price Ea.	Product No.	Wt. (lbs.)	Price Ea.	Product No.	Wt. (lbs.)	Price Ea.
750	19	HRL-36-7.5-2W	320	2,557.50	HRL-36-7.5-3W	340	3,025.00	HRL-36-7.5-4W	360	3,321.25
1000	24	HRL-36-10-2W	330	2,631.25	HRL-36-10-3W	350	3,097.50	HRL-36-10-4W	370	3,395.00
1500	42	HRL-36-15-2W	340	2,712.50	HRL-36-15-3W	360	3,167.50	HRL-36-15-4W	380	3,447.50
RM-24 SERIES 24" TRAVEL, 31 1/4" RAISED HEIGHT, 7 1/4" LOWERED HEIGHT										
Capacity (lbs.)	Raise Time (sec.)	24"W. x 36"L. PLATFORM			36"W. x 36"L. PLATFORM			48"W. x 48"L. PLATFORM		
		Product No.	Wt. (lbs.)	Price Ea.	Product No.	Wt. (lbs.)	Price Ea.	Product No.	Wt. (lbs.)	Price Ea.
2000	14	HRM-24-20-2W	330	2,893.75	HRM-24-20-3W	380	3,033.75	HRM-24-20-4W	410	3,176.25
4000	29	HRM-24-40-2W	350	3,697.50	HRM-24-40-3W	400	3,838.75	HRM-24-40-4W	430	3,978.75
6000	33	HRM-24-60-2W	400	4,420.00	HRM-24-60-3W	450	4,561.25	HRM-24-60-4W	480	4,782.50
RM-36 SERIES 36" TRAVEL, 43 1/4" RAISED HEIGHT, 7 1/4" LOWERED HEIGHT										
Capacity (lbs.)	Raise Time (sec.)	24"W. x 48"L. PLATFORM			36"W. x 48"L. PLATFORM			48"W. x 48"L. PLATFORM		
		Product No.	Wt. (lbs.)	Price Ea.	Product No.	Wt. (lbs.)	Price Ea.	Product No.	Wt. (lbs.)	Price Ea.
2000	27	HRM-36-20-2W	440	3,522.50	HRM-36-20-3W	490	3,667.50	HRM-36-20-4W	520	3,807.50
3000	28	HRM-36-30-2W	480	3,747.50	HRM-36-30-3W	530	3,887.50	HRM-36-30-4W	560	4,027.50
4000	49	HRM-36-40-2W	520	3,968.75	HRM-36-40-3W	590	4,107.50	HRM-36-40-4W	600	4,250.00
5000	31	HRM-36-50-2W	650	4,192.50	HRM-36-50-3W	720	4,331.25	HRM-36-50-4W	710	4,396.25
6000	37	HRM-36-60-2W	680	4,412.50	HRM-36-60-3W	730	4,553.75	HRM-36-60-4W	760	4,696.25
7000	43	HRM-36-70-2W	690	4,697.50	HRM-36-70-3W	740	4,838.75	HRM-36-70-4W	770	4,981.25
RM-48 SERIES 48" TRAVEL, 55 1/4" RAISED HEIGHT, 7 1/4" LOWERED HEIGHT										
Capacity (lbs.)	Raise Time (sec.)	24"W. x 64"L. PLATFORM			36"W. x 64"L. PLATFORM			48"W. x 64"L. PLATFORM		
		Product No.	Wt. (lbs.)	Price Ea.	Product No.	Wt. (lbs.)	Price Ea.	Product No.	Wt. (lbs.)	Price Ea.
2000	18	HRM-48-20-2W	740	3,962.50	HRM-48-20-3W	770	4,102.50	HRM-48-20-4W	800	4,245.00
4000	33	HRM-48-40-2W	790	4,412.50	HRM-48-40-3W	840	4,553.75	HRM-48-40-4W	870	4,696.25
6000	48	HRM-48-60-2W	840	4,857.50	HRM-48-60-3W	890	4,997.50	HRM-48-60-4W	920	4,817.50

Weights are approx.

Vertical Reciprocating Lifts



- A reliable, cost effective way to moving loads from one level to another.
- Save up to 75% of the cost compared to a freight elevator.

Move large, heavy materials to underused mezzanine or second story storage areas with ease. Installs nearly anywhere in buildings, indoors or out – from the main door to the mezzanine or from bottom floor to top with multiple stops. These lifts are ideal for older facilities where space is at a premium and a freight elevator is out of the question. Contact dealer for details. FOB Shipping Point.



STANDARD SPECIFICATIONS

- Capacities from 1,000 to 30,000 lbs.
- Platforms up to 16' x 16'.
- Hydraulic or Mechanical Drives.
- Indoor or Outdoor use.

Portable Scissor Lift Tables

- Easy to maneuver, these portable tables are ideal for picking orders, feeding machinery and using as an assembly work station.

Battery operated portable tables make quick work of raising and lowering the platform. 12 volt gelled electrolyte (gell cell) battery is leak-proof and maintenance free. FOB Shipping Point.

STANDARD SPECIFICATIONS

- 750, 1000 & 1500 lbs.
- Vertical travel – 24" & 36".
- 1/2 HP motor.
- Built-in charger.
- Hand controls are standard with 10' cord.
- Velocity fuse equipped cylinders.
- Floor lock.
- Phenolic wheels.



POPULAR OPTIONS

Contact dealer for details.

- Turntables – 24" & 36" round or square.
- Wheels — steel, rubber or polyurethane.

PORTABLE LIFT TABLES							
RP-24 SERIES 24" TRAVEL, 24"W. x 36"L. PLATFORM							
Product No.	Cap. (lbs.)	Raised Height	Lowered Height	Overall Size W x L*	Raise Time (sec.)	Wt. (lbs.)	Price Ea.
HRP-24-7.5	750	34"	10"	24 x 54"	15	320	\$2,741.25
HRP-24-10	1000	34"	10"	24 x 54"	17	325	2,797.50
HRP-24-15	1500	34"	10"	24 x 54"	21	330	2,952.50
RP-36 SERIES 36" TRAVEL, 24"W. x 48"L. PLATFORM							
HRP-36-7.5	750	46"	10"	24 x 66"	19	380	2,892.50
HRP-36-10	1000	46"	10"	24 x 66"	24	385	2,952.50
HRP-36-15	1500	46"	10"	24 x 66"	42	390	2,990.00

*Overall length -- includes handle and power unit. Weights are approx.


FLOOR LEVEL LIFTERS, LIFT TABLES, TILTERS

P4 Floor Level Loader

- Lowers to floor height so load can be loaded on/off with hand pallet truck.
- Easy and safe pallet loading and unloading.

The narrow side panels give the P4 a smaller footprint than traditional floor level lifts and create a safer working environment for the operator. Foot switch allows operator to adjust height of pallet for loading/unloading at the most convenient working height with minimum reaching or tilting. Easy to move with a hand pallet truck by simply raising the platform several inches off the floor and inserting 2 locking pins. Features 1 HP/115V single phase internal power unit mounted in mast, pre-wired 10' power cord, photoelectric safety toe guard, NEMA 1 up/down footswitch with safety cover or optional NEMA 4 hand held push button, each pre-wired with 10' control cord. FOB Shipping Point.

Product No.	Load Cap. (lbs.)	Raised Height	Lowered Height	Platform Size W x L	Overall W x L	Rise Time (Sec.)	Ship Wt. (lbs.)	Price Ea.
HP4-25-4448	2500	28"	3/8"	44 x 48"	51 x 61"	22	1485	\$5,620.00
HP4-25-5248	2500	28"	3/8"	52 x 48"	59 x 61"	22	1620	6,150.00



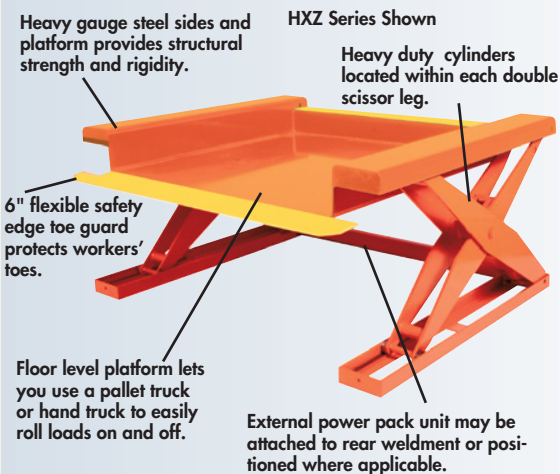
Floor Level Lift Table

- Allows you to use a pallet truck or a hand truck to roll a unit load on to the platform.
- Ideal for palletizing, depalletizing, loading and unloading conveyors and machines.

Eliminates the need for fork lift trucks, ramps or expensive pit mounting. Adjusts to a comfortable work level for increased efficiency, productivity and worker safety. Safety edge/toe guard protects against toe injury. 1 HP motor, 115 Volt, 1 phase, 60 cycle is standard. Available with either a push button hand control with 8' coil cord or foot control with cover -- please specify. FOB Shipping Point.

Product No.	Cap. (lbs.)	Raised Hgt.	Lowered Hgt.	Platform Size W x L	Overall W x L	Rise Time (sec.)	Ship Wt. (lbs.)	Price Ea.
44"W X 48"L PLATFORM -- 33" TRAVEL								
HXZ44-20	2000	33 3/4"	3/8"	44 x 48"	61 1/4 x 59"	40	1360	\$5,470.00
HXZ44-40	4000	33 3/4"	3/8"	44 x 48"	61 1/4 x 59"	44	1380	5,490.00
50"W. X 48"L. PLATFORM -- 33" TRAVEL								
HXZ50-20	2000	33 3/4"	3/8"	50 x 48"	67 1/4 x 59"	44	1450	5,590.00
HXZ50-40	4000	33 3/4"	3/8"	50 x 48"	67 1/4 x 59"	46	1475	5,630.00

Ship weight includes 50 lb. pallet.



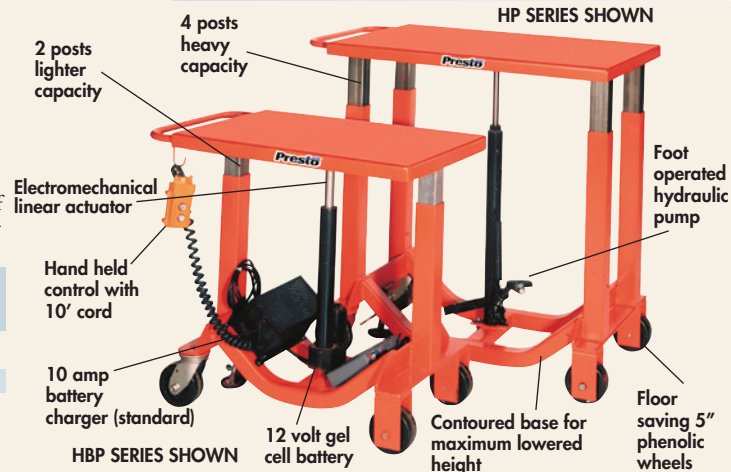
Post Lift Table

- An affordable solution to lifting, work positioning and transporting problems.
- A smooth operating, maintenance-free lift table.

Top is raised and lowered by a central lifting cylinder. Guide posts provide stability; 2 posts for lighter capacity and 4 posts for 2000 lbs. and over. Manual units have foot operated hydraulic pump and tip toe release. Built and designed for long service. Battery units use an electromechanical screw drive linear actuator powered by 12 volt, 35 amp gel cell, leak-proof and maintenance-free battery. 10 amp battery charger is standard. All units have special contoured base for maximum lowered height. FOB Shipping Point.

Product No.	Cap. (lbs.)	A) FOOT PEDAL HYDRAULIC PUMP			Platform Size W x L	Ship Wt. (lbs.)	Price Ea.
		Height Lift	Lowered	Travel			
HP18-10	1000	49"	31"	18"	20" x 30"	290	\$1,080.00
HP18-20	2000	49"	31"	18"	24" x 36"	300	1,240.00
B) ELECTROMECHANICAL, BATTERY OPERATED							
HBP18-10	1000	52"	34"	18"	20" x 30"	370	\$1,770.00
HBP18-20	2000	52"	34"	18"	24" x 36"	430	1,830.00

Ship weight includes 50 lb. pallet.



Portable Container Tilters

- Straddle models are designed to lift and tilt double faced pallets and other containers standard tilters cannot handle.
- Non-straddle models for wire baskets and large tote boxes.

Positions parts within fingertip reach of the workers without the need to bend or stretch. Battery operated tilter features a compact, leak-proof 12 Volt, gel cell battery. Complete with an external 10 amp battery charger. Hand held push button control -- 8' coil cord standard. FOB Shipping Point.

Product No.	Cap. (lbs.)	Degree Of Tilt	STANDARD NON-STRADDLE TILTERS				Ship Wt. (lbs.)	Price Ea.
			Lowered Hgt.	Fork Length	Fork OD	Overall W x L		
HPT-20	2000	85°	3 1/2"	40"	24 1/2"	34 x 54"	37	\$3,790.00
HPT-40	4000	85°	3 1/2"	40"	25 1/2"	34 x 58"	30	4,520.00
50" ID STRADDLE								
HPTS50-20	2000	85°	3 1/2"	40"	24"	57 x 54"	37	4,920.00
HPTS50-40	4000	85°	3 1/2"	40"	25"	57 x 58"	30	5,650.00

Positions parts **WITHIN FINGERTIP REACH** of the workers without the need to bend or stretch



PALLET POSITIONER & SCISSOR LIFTS

P3-AA™ Presto All Around Pallet Positioner

- Allows workers to load and unload pallets without bending, squatting or walking around.
- Superior engineering features for long service life.

Maximum ergonomic features for higher productive use. Heavy-duty, reinforced rubber airbag automatically raises or lowers the load as boxes are added or removed, keeping the pallet at a comfortable working height. Features a turntable top with full 360° rotation to spin pallets for constant loading or unloading on the near side -- saves time and effort. FOB Shipping Point.

Product No.	P3-AA™ Presto All Around Pallet Positioner Raised Height	Lowered Height	Ship Wt. (lbs.)	Price Ea.
HP3-AA	27½"	9½"	400	\$2,375.00

Accessories

- Plastic Ring Cover Price Ea. \$110.00
- 12 ga. Steel Ring Cover Price Ea. \$160.00
- Ring Lock Price Ea. \$150.00
- Heavy Duty Square or Round Top Price Ea. \$440.00
- Bellows Guard Prevents debris from collecting under unit. Price Ea. \$780.00



Turntable rotates for nearside loading.

Requires no electric power.

Fork pockets for portability and stability.
HP3-AA

Scissor Lift Table

- Safely handles heavy-duty lifting and positioning jobs.
- Pinpoint positioning for efficient worker and machine productivity.

Engineered and designed for smooth, easy operation and durability. Eliminates bending, lifting, and helps prevent back injuries. Industrial-duty construction includes ½" plate steel scissor legs, lifetime lubricated bearings, hydraulic cylinders with chrome-plated rams, and polyurethane seals. Hinged top for easy access to internally mounted motor, pumps and oil reservoir. FOB Shipping Point.

Product No.	36" TRAVEL - 24"W X 48"L PLATFORM						
	Cap. (lbs.)	Raised Height	Lowered Height	Raising Time (Sec.)	H.P. - Phase	Ship Wt. (lbs.)	Price Ea.
HXS36-10*	1000	41"	5½"	29	½ - 1	425	\$2,430.00
HXS36-15*	1500	41"	5½"	36	½ - 1	430	2,490.00
HXL36-20	2000	43"	7½"	17	1 - 1	690	2,830.00
HXL36-30	3000	43"	7½"	30	1 - 1	720	3,050.00
HXL36-40	4000	43"	7½"	38	1 - 1	750	3,600.00
HXL36-50	5000	43"	7½"	22	1½ - 3	770	4,020.00
HXL36-60	6000	43"	7½"	30	1½ - 3	790	4,290.00
HXL36-80	8000	45"	9"	21	3 - 3	1350	9,260.00
48" TRAVEL - 24"W X 64"L PLATFORM							
HXL48-20	2000	55"	7½"	19	1½ - 3	850	3,870.00
HXL48-40	4000	55"	7½"	32	1½ - 3	900	4,300.00
HXL48-60	6000	55"	7½"	39	1½ - 3	950	4,740.00
HXL48-80	8000	57"	9"	30	3 - 3	1350	9,670.00
60" TRAVEL - 24"W X 86"L PLATFORM							
HXL60-20	2000	70"	10"	10	3 - 3	1300	6,390.00
HXL60-40	4000	70"	10"	20	3 - 3	1375	8,190.00
HXL60-60	6000	70"	10"	30	3 - 3	1450	9,680.00
HXL60-80	8000	70"	10"	42	3 - 3	1700	11,930.00


*Note: 115 volt 1 phase 60 cycle with hand control option only. Foot controls, add \$90.00
Shipping weight includes 50 lb. pallet.

Accessories

- Transport Kit Two Swivel, Two Rigid Casters. For XS, XL36 and XL48 Series Price Ea. \$700.00 For XL60 Series Price Ea. \$880.00
- Portability Package includes Wheeled Dolly Handle Price Ea. \$450.00
- Oversized Platform Up to an additional 24" Price Ea. \$370.00

Heavy steel weldments assure structural integrity, rigidity and stability.

Formed platform with 3½" edge protects operator from rollers.



Heavy duty cylinder with chrome-plated ram and polyurethane seals.

Internally mounted power unit.

Hand held control is standard, foot operated is an option.

HXL Series

- Platform With Beveled Edge required for pit mount. -- Call dealer for pricing.
- Wide-base and tandem lifts available -- Call dealer for pricing.
- 24" travel available -- Call dealer for pricing.
- High cycle available -- Call dealer for pricing.



Internal battery and charger.

Pushbutton control has 10' cord.

HXBP Series

Presto Portable Electric Scissor Lifts

- Portable, easy handling lifts are perfect for multi-location use.
- Designed for a hard industrial work load.

Saves valuable man-hours in the plant or warehouse. Features a leak-proof 12V battery, which powers a DC motor and hydraulic pump to lift and lower loads up to 36" at the touch of a button. Built-in 5 amp battery charger is standard. FOB Shipping Point.

Product No.	Lift Cap. (lbs.)	PRESTO PORTABLE ELECTRIC SCISSOR LIFT							Ship Wt. (lbs.)	Price Ea.
		Raised Ht.	Lowered Ht.	Stand. Plat. Size	Max. Plat. Size	Lifting Speed (Sec.)				
XBP SERIES -- 24" TRAVEL										
HXBP24-10	1000	33"	9½"	24 x 36"	30 x 42"	18	470	\$2,590.00		
HXBP24-15	1500	33"	9½"	24 x 36"	30 x 42"	27	475	2,700.00		
XBP SERIES -- 36" TRAVEL										
HXBP36-10	1000	45"	9½"	24 x 48"	30 x 54"	26	500	2,710.00		
HXBP36-15	1500	45"	9½"	24 x 48"	30 x 54"	41	505	2,730.00		
WBP24 SERIES -- 24" TRAVEL										
HWBP24-10	1000	33½"	9½"	36 x 36"	42 x 42"	12	460	2,910.00		
HWBP24-15	1500	33½"	9½"	36 x 36"	42 x 42"	27	465	3,040.00		
WBP36 SERIES -- 36" TRAVEL										
HWBP36-10	1000	45½"	9½"	36 x 48"	48 x 54"	26	490	3,050.00		
HWBP36-15	1500	45½"	9½"	36 x 48"	48 x 54"	41	495	3,080.00		

WORK LIFT TABLES



Ground Lift Tilter

- Excellent for tilting applications which require the use of a pallet truck for loading and unloading.
- Rotates containers up to 45° from level to provide better access for workers.

A removable positioning bar is provided for use with smaller containers. Designed with worker safety in mind, pinch point guards are provided on all 4 sides. Powered by a remote 2 HP, 208-230/460V motor complete with a protective cover. Standard control is a push button hand control which operates on 24V for maximum operator safety. Pinch point guards are provided on all four sides of the unit. Features upper travel limit switch. FOB Shipping Point.

Product No.	Cap. (lbs.)	Tilting Range	Usable Size W x L	Overall Size W x L x H	Wt. (lbs.)	Price Ea.
HGLT-4000	4000	0-45 degrees	48 x 50"	65 x 61 x 18"	1342	\$4,167.00


Slot Lock and Restraint Chain -- conveniently secures containers while tilting.



Fork Tube Base -- permits easy transportation.

Steel Cradle -- is 12"H., open design allows loading/unloading from 3 sides.

Slot Lock & Restraint Chain -- conveniently secures containers while tilting.



Position 4-Hand Control -- provides a weatherproof case for years of durability. Fused 24V controls help to ensure operator safety.

Steel Cradle -- is 12"H., open design allows unloading/loading from 3 sides.


Unique Link Tilt Design -- center of load remains closer to the center of the table to increase safety and minimize space requirements.

3000 PSI -- component rating on crimped hoses and fittings.

Industrial Quality, 56 Frame 2 HP Motor -- delivers best torque with minimal amperage draw and maximum life.

Brass Velocity Fuse -- in cylinder prevents drop of table in event of hydraulic failure.

Upper Travel Limit Switch -- is field adjustable.



Removable Height Positioning Bar

Steel Side Shrouds -- protect personnel from hazardous pinch points.

Electric Pinch-Point Guard -- on lip edge and sides.

Operator Side Pinch Point Shield

3000 PSI -- component rating on crimped hoses and fittings.



Efficiency Master

- Increases efficiency and reduces repetitive motion injury.

45° Tilt Series...tilts pallets, crates, boxes or baskets to 45° to facilitate loading or unloading. Deck height is 24" when horizontal. Tables feature all welded steel construction for years of durability. Unique design minimizes pinch points to meet OSHA requirements. Equipped with an industrial quality, 56 frame 2 HP motor -- delivers best torque with minimal amperage draw and maximum life. Standard voltage is 208-230/460. Push button hand control is standard.

90° Tilt Series...same features as 45° Tilt Series but features a full 90° of tilt. Ideal for upending products in shipping and receiving operations. Must be lagged to the floor. Other sizes available.

Product No.	Cap. (lbs.)	Degree Of Tilt	Size W x L	Wt. (lbs.)	Price Ea.
HEM1-200-4848-2	2000	45°	48 x 48"	669	\$2,998.00
HEM1-200-4848-4	4000	45°	48 x 48"	793	3,176.00
HEM1-200-4848-6	6000	45°	48 x 48"	802	3,532.00
HEM1-500-4848-2	2000	90°	48 x 48"	869	3,131.00
HEM1-500-4848-4	4000	90°	48 x 48"	900	3,633.00
HEM1-500-4848-6	6000	90°	48 x 48"	866	3,896.00

Lift and Tilt Table

- Designed to optimize work positions for increased efficiency and to reduce back injuries.

Features toe/pinch guard. Emergency stop if hose breaks. Fused 24V push button control. Lock-in place safety maintenance support. 45° maximum tilt, 36" vertical travel. FOB Shipping Point.

Product No.	Cap. (lbs.)	Platform W x L	Height Lowered	Height Raised	Wt. (lbs.)	Price Ea.
HEHLTT-3648-1-47	1000	36 x 48"	11"	47"	1208	\$4,753.00
HEHLTT-4848-1-47	1000	48 x 48"	11"	47"	1228	5,031.00
HEHLTT-3648-2-47	2000	36 x 48"	11"	47"	1204	5,277.00
HEHLTT-4848-2-47	2000	48 x 48"	11"	47"	1235	5,476.00
HEHLTT-3648-4-47	4000	36 x 48"	11"	47"	1206	6,748.00
HEHLTT-4848-4-47	4000	48 x 48"	11"	47"	1282	7,213.00

LIFT TABLES



Long Deck Cart

- Perfect for sheet and strip handling, as well as handling awkward materials.
- Foot pump delivers a service range of 31" lowered to 48" raised.
- Structural steel base helps to distribute the load evenly. Royal Blue in color. FOB Shipping Point.



Product No.	Cap. (lbs.)	Platform Size W x L	Wt. (lbs.)	Price Ea.
HDLT-3060	2000	30 x 60"	568	\$1,737.00
HDLT-3072	2000	30 x 72"	588	1,776.00
HDLT-3096	2000	30 x 96"	784	2,222.00
HDLT-30120	2000	30 x 120"	961	2,272.00

1, 2 or 4 Post Hydraulic Lift Tables

- For fast and efficient lifting, transporting and positioning of material.
- Long-lasting hydraulic pump is foot activated.

Hydraulic center post lifts tabletop with rigidity. 300 lb. cap. unit has one guide post, 1,000 lb. cap. unit has 2 guide posts. Four guide posts for the other units. Rolls smoothly on durable heavy duty casters. FOB Shipping Point.



Product No.	Cap. (lbs.)	Raised Height	Lowered Height	Platform Size W x L	Operation	Wt. (lbs.)	Price Ea.
HHT-02-1616A	200	49"	31"	16 x 16"	Foot Pump	126	\$397.00
HHT-03-1616A	300	49"	31"	16 x 16"	Foot Pump	89	557.00
HHT-05-1818A	500	49"	31"	18 x 18"	Foot Pump	151	607.00
HHT-10-2036A	1000	54"	36"	20 x 36"	Foot Pump	241	922.00
HHT-20-2436A	2000	54"	36"	24 x 36"	Foot Pump	332	1,105.00
HHT-20-3036A	2000	54"	36"	30 x 36"	Foot Pump	376	1,162.00
HHT-20-3042	2000	54"	36"	30 x 42"	Foot Pump	483	1,190.00
HHT-40-2436	4000	54"	36"	24 x 36"	Foot Pump	346	1,211.00
HHT-40-3036	4000	54"	36"	30 x 36"	Foot Pump	462	1,266.00
HHT-40-3042	4000	54"	36"	30 x 42"	Foot Pump	477	1,283.00
HHT-60-2436	6000	54"	36"	24 x 36"	Foot Pump	477	1,316.00
HHT-60-3248	6000	54"	36"	32 x 48"	Foot Pump	556	1,451.00
HHT-20-2436-DC	2000	54"	36"	24 x 36"	DC Battery	396	2,190.00
HHT-20-3036-DC	2000	54"	36"	30 x 36"	DC Battery	425	2,238.00


1 & 2 Post Models = single speed. 4 Post Models = two speed.

Adjustable Work-Mate Stands

- Ergonomically designed -- fitting the work place to the worker.
- Simply adjust the legs by screwing them in or out to the desired height.

Helps reduce fatigue and increase productivity. Minimize slipping. Choose from 6" to 8" or 10" to 16 1/2" adjustments. 500 lb. capacity. FOB Shipping Point.

Product No.*	ERGO-MATTING DECK Size		Wt. (lbs.)	Price Ea.
	W x L	Adjustment		
HAHT-L-2424	24 x 24"	6 - 8 1/2"	34	\$229.00
HAHT-L-2436	24 x 36"	6 - 8 1/2"	45	281.00
HAHT-L-2448	24 x 48"	6 - 8 1/2"	57	328.00
HAHT-L-2460	24 x 60"	6 - 8 1/2"	111	373.00
HAHT-H-2424	24 x 24"	10 - 16 1/2"	37	259.00
HAHT-H-2436	24 x 36"	10 - 16 1/2"	54	294.00
HAHT-H-2448	24 x 48"	10 - 16 1/2"	64	336.00
HAHT-H-2460	24 x 60"	10 - 16 1/2"	124	386.00



Mechanical Lift Table

- Sprocket gear mechanism holds table at fixed height without downward drift.
- Smooth lifting of 2000 lbs. loads.

Gear operation allows raising of heavy loads at 1/8" per crank turn - lighter loads or down travel at 3/8" per turn. Strong heavy gauge steel throughout. Complete with 5" casters (2 swivel, 2 rigid) and floor lock. FOB Shipping Point.

Product No.	Cap. (lbs.)	LOW PROFILE MODEL		Wt. (lbs.)	Price Ea.
		Lift Hgt. Range	Size W x L		
HMT-2436-LP	2000	24 - 42"	24 x 36"	348	\$1,043.00
HMT-2442-LP	2000	24 - 42"	24 x 42"	382	1,531.00
HMT-3042-LP	2000	24 - 42"	30 x 42"	467	1,664.00
HMT-3048-LP	2000	24 - 42"	30 x 48"	426	1,904.00
HMT-2436-LP-DC*	2000	24 - 42"	24 x 36"	345	3,611.00

HIGH PROFILE MODEL					
Product No.	Cap. (lbs.)	Lift Hgt. Range	Size W x L	Wt. (lbs.)	Price Ea.
HMT-2436-HP	2000	28 - 46"	24 x 36"	326	1,064.00
HMT-2442-HP	2000	28 - 46"	24 x 42"	350	1,578.00
HMT-3042-HP	2000	28 - 46"	30 x 42"	380	1,717.00
HMT-3048-HP	2000	28 - 46"	30 x 48"	431	1,967.00

*DC Powered w/Battery.

Foot Pump Scissor Table

- Perfect for efficient work station service.
- Raises productivity and helps reduce worker fatigue.

Built tough and engineered for smooth and easy use. Safely handles loads up to 2000 lbs. Tables have two speed pumps for increased convenience (except SCTAB-400). Optional AC/DC operation. FOB Shipping Point.

Product No.	Description	Cap. (lbs.)	Size W x L	Height Raised	Height Lowered	Wt. (lbs.)	Price Ea.
HSCTAB-400	Single Scissor	400	20 x 40"	32"	8"	138	\$446.00
HSCTAB-500	Single Scissor	500	20 x 40"	32"	8"	272	1,006.00
HSCTAB-750D	Double Scissor	750	20 x 40"	35"	7"	329	1,299.00
HSCTAB-800D	Double Scissor	800	20 x 35 1/2"	51"	13"	290	971.00
HSCTAB-1000	Single Scissor	1000	20 x 40"	32"	8"	262	1,556.00
HSCTAB-2000	Single Scissor	2000	20 x 40"	32"	8"	420	1,710.00

Adjustable Step-Mate Stand

- This rugged and durable Step-Mate Stand brings the worker up to the optimum working height with an economical platform.
- Serrated work surface provides maximum traction even in wet applications.
- Individual step size is 12" deep. FOB Shipping Point.

Product No.	Overall Size D x W	Service Height 1st Step	Service Height 2nd Step	Wt. (lbs.)	Price Ea.
HASP-24	22 1/2" x 23 3/4"	6-7"	13-14 1/2"	41	\$234.00
HASP-36	22 1/2" x 36 1/4"	6-7"	13-14 1/2"	49	252.00
HASP-48	22 1/2" x 47 3/4"	6-7"	13-14 1/2"	59	275.00
HASP-60	22 1/2" x 59 3/4"	6-7"	13-14 1/2"	101	305.00
HASP-72	22 1/2" x 71 3/4"	6-7"	13-14 1/2"	126	377.00

ELECTRIC LIFT TABLES



HAMACO Industries Corporation

ML Series Electric Mechanical Lift

- No Hydraulic Fluid. • Long-life brushless motors, dry cylinders.
- Table Type - Ultra Low and Mini.

This series of all-electric lift tables offer a very small footprint and extremely low profile for use in tight spaces and in environments that cannot risk contamination with hydraulic fluid spills. Lift capacities of 220 lbs. to 330 lbs. These are portable lifts that weigh from 79-93 lbs. and can be easily moved between work stations. Lifts operate on 110V AC current, have vector control and a maximum starting frequency of 10 times per minute. Adjustable travel height limit switches. Comes with foot controller and 78" cord, power cord approx. 10' in length. Adjustable max-min table height via limit switches located on motor. FOB Shipping Point.

ML SERIES ELECTRIC MECHANICAL LIFT						
Product No.	Load Cap. (lbs.)	Raised Height	Lowered Height	Platform Size W x L	Wt. (lbs.)	Price Ea.
HML-100-47V	220	22.8"	3.2"	15.7 x 28.3"	79	\$1,298.67
HML-100-58V	220	22.8"	3.2"	20.5 x 33.5"	93	1,308.00
HML-150-45V	330	16.9"	3.2"	15.7 x 19.7"	68	1,236.00
HML-150-56V	330	16.9"	3.2"	20.5 x 24.8"	77	1,256.00
BELLOWES						
HML-100-58VJ	220	22.8"	3.2"	20.5 x 33.5"	104	1,680.00
HML-150-56VJ	330	16.9"	3.2"	20.5 x 24.8"	86	1,640.00

Additional sizes available.



MLM Series Electric Mechanical Lift

- No Hydraulic Fluid. • Long-life brushless motors, dry cylinders.
- Table Type - Mini.

This series of tables is designed to offer maximum ergonomic flexibility with no risk of contamination with hydraulic fluids. These all-electric lift tables offer the user a large range of capacities and table sizes than other manufacturers in the small lift segment. Twin-scissors models are available that extend lift heights up to 41.3" and lift capacity up to 551 lbs. All models come with 78" cord with footswitch and 10' power cord. Adjustable limit switches located on side of motor allow full control of travel limits up and down. Lifts operate on 110V AC current, have vector control and a maximum starting frequency of 10 times per minute. The HMLM-250-47V-12 weighs only 99 lbs. and lifts up to 551 lbs. FOB Shipping Point.

MLM SERIES ELECTRIC MECHANICAL LIFT						
Product No.	Load Cap. (lbs.)	Raised Height	Lowered Height	Platform Size W x L	Wt. (lbs.)	Price Ea.
HMLM-100-46V-12	220	22.0"	5.2"	15.7 x 25.6"	71	\$1,196.00
HMLM-100-56V-12	220	22.0"	5.2"	19.7 x 25.6"	75	1,205.33
HMLM-100-58V-12	220	22.0"	5.2"	20.5 x 33.5"	88	1,214.67
HMLM-250-47V-12	551	25.5"	6.0"	15.7 x 28.3"	99	1,392.00
HMLM-250-58V-12	551	25.5"	6.0"	20.5 x 33.5"	110	1,422.67
HMLM-100-46VW-12	220	41.3"	7.9"	15.7 x 25.6"	93	1,462.67
HMLM-100-56VW-12	220	41.3"	7.9"	19.7 x 25.6"	97	1,472.00
HMLM-100-58VW-12	220	41.3"	7.9"	20.5 x 33.5"	110	1,481.33
BELLOWES						
HMLM-100-58VJ-12	220	22.0"	5.2"	20.5 x 33.5"	108	1,600.00
HMLM-250-58VJ-12	551	25.6"	6.0"	20.5 x 33.5"	132	1,786.67
HMLM-100-58VWJ-12	220	41.3"	7.9"	20.5 x 33.5"	130	2,000.00

Additional sizes available.



MLSB Series Electric Mechanical Lift

- No Hydraulic Fluid.
- Long-life brushless motors, dry cylinders.
- Table Type - Low height and slim.

This series of all-electric lift tables offer the smallest footprint in the industry with the lowest profile for use in tight spaces and in environments that cannot risk contamination with hydraulic fluid spills. Lift capacities of 220 lbs. and as little as 62 lbs. in weight, you can roll a flat-bottom, loaded workcart over this table, lifting the entire cart. These lifts operate on 110V AC current, have vector control and a maximum starting frequency of 10 times per minute. Adjustable travel height limit switches. Comes with foot controller and 78" cord, power cord approx. 10' in length. Adjustable max-min table height via limit switches located on motor. FOB Shipping Point.

MLSB SERIES ELECTRIC MECHANICAL LIFT						
Product No.	Load Cap. (lbs.)	Raised Height	Lowered Height	Platform Size W x L	Wt. (lbs.)	Price Ea.
HMLSB-100-2507	220	22.8"	3.2"	9.8 x 27.6"	66	1,756.00
HMLSB-100-3007	220	22.8"	3.2"	11.8 x 27.6"	71	1,777.33
HMLSB-100-2009	220	28.7"	3.2"	7.9 x 35.4"	75	1,906.67
HMLSB-100-2509	220	28.7"	3.2"	9.8 x 35.4"	79	1,929.33
HMLSB-100-3009	220	28.7"	3.2"	11.8 x 35.4"	84	1,950.67

Additional sizes available.



Shown with Cart

MLI Powerful Electric Mechanical Lift Table

- Can be used consecutively up to 100,000 cycles.
- No hydraulic fluid and long-life brushless motors.
- Optimized for heavy-duty work.

A low cost equivalent to hydraulic lifts. The ball-screw design makes it possible to perfectly position the lifts to your exact needs as well as keep levels steady when loading or unloading the tables. Has a maximum/minimum limit switch and high quality water resistant foot switch. The energy saving IPM motor consumes up to 30% less power compared to conventional SPM motors. FOB Shipping Point.



Shown with Turntable

MLI POWERFUL ELECTRIC MECHANICAL LIFT TABLE						
Product No.	Load Cap. (lbs.)	Raised Height	Lowered Height	Table Size W x L	Wt. (lbs.)	Price Ea.
HMLI-200-0508WA	441	48"	9.8"	31.5 x 19.7"	227	2,912.00
HMLI-300-0810A	661	36.6"	6.1"	41.3 x 31.5"	269	2,800.00
HMLI-500-0510WA	1103	63"	16.5"	19.7 x 41.3"	375	3,866.67
HMLI-500-0612A	1103	38.6"	7.1"	23.6 x 47.2"	375	2,906.67
HMLI-750-0615A	1654	48"	9.1"	23.6 x 59.1"	475	3,666.67
HMLI-1000-0613A	2205	39.8"	9.1"	23.6 x 51.2"	384	2,933.33
HMLI-1000-1013A	2204	39.8"	9.1"	52 x 39"	529	4,160.00
MLI POWERFUL ELECTRIC MECHANICAL LIFT TABLE WITH TURNTABLE						
HMLI-1000-113-12-TN	2205	27.6"	6.1"	23.6 x 35.4"	234	5,200.00

Additional sizes available.

WORK CARTS & LIFT TABLES



HAMACO Industries Corporation

HLH Series Work Carts

- Hydraulic lift carts with casters.
- Hydraulic/Step type.

Aluminum pump and steel body offers increased durability and lighter weight. HHLH-100 model comes with collapsible handle. All carts have overloading prevention, oversized casters and foot pedal height adjustment. Springback release handle in all models assures safety by preventing unintended lowering. Powder coated finish on all models. Up to 1,543 lb. lift capacity and 64.1" extended height. FOB Shipping Point.

HLH SERIES WORK CARTS STANDARD						
Product No.	Load Cap. (lbs.)	Raised Height	Lowered Height	Platform Size W x L	Wt. (lbs.)	Price Ea.
HHLH-100	220	23.6"	7.9"	13.8 x 22.4"	42	\$245.33
HHLH-120	264	28.3"	9.3"	15.7 x 28.3"	66	320.00
HHLH-150W	330	57.4"	14.0"	19.7 x 31.5"	150	1,226.67
HHLH-200	440	31.4"	10.3"	19.7 x 31.5"	99	426.67
HHLH-300W	661	64.1"	16.2"	23.6 x 35.4"	220	1,066.67
HHLH-400S	881	31.4"	10.9"	19.7 x 31.5"	137	746.67
HHLH-400SW	881	41.7"	14.4"	19.7 x 23.6"	154	1,053.33
HHLH-400M	881	36.6"	13.0"	23.6 x 35.4"	176	597.33
HHLH-400L	881	47.2"	13.0"	23.6 x 47.2"	220	1,240.00
HHLH-700	1543	36.6"	13.0"	23.6 x 35.4"	176	1,213.33
HHLH-1000M	2205	39.4"	15.7"	23.6 x 35.4"	287	1,400.00
HHLH-1000L	2205	48.8"	15.7"	23.6 x 47.2"	364	1,666.67
BELOWS						
HHLH-150J	330	28.3"	9.3"	20.5 x 33.5"	99	1,026.67
HHLH-250J	551	31.7"	10.4"	23.6 x 37.4"	147	1,160.00
HHLH-500MJ	1102	36.7"	13"	23.6 x 41.3"	216	1,640.00

Additional sizes available.



HHLH-100 Shown Collapsed



HHLH-400M



HHLH-400SW



HHLH-150J

HLH Ultra Low Series Work Carts

- Hydraulic lift carts with casters.
- Ultra Low type.

Aluminum pump and steel body offers increased durability and lighter weight. HHLH Ultra-Low series carts offer the lowest profile in the industry, only 3.2" from the ground. All carts have overloading prevention and high quality casters. Powder coated finish on all models. FOB Shipping Point.



HHLH-100-80L Lowered Position



HHLH-100-80L Raised Position

HLH ULTRA LOW SERIES WORK CARTS						
Product No.	Load Cap. (lbs.)	Raised Height	Lowered Height	Platform Size W x L	Wt. (lbs.)	Price Ea.
HHLH-100-80L	220	24.9"	3.2"	15.7 x 28.3"	77	\$716.00
HHLH-200-80L	440	28.0"	3.2"	19.7 x 31.5"	126	858.67
HHLH-400-85L	882	31.0"	3.4"	23.6 x 35.4"	208	960.00

Additional sizes available.

HLH-A All-Aluminum Hydraulic Workcarts

- Aluminum and lightweight.
- Push handle can be folded.

An industry first, these carts have aluminum construction and are light enough to carry up and down stairways or to lift into and out of automobiles for easy mobility. These carts are among the lightest in the world and offer strength and durability as well as providing the perfect ergonomic solution for those who need maximum flexibility. Push handle can be folded. FOB Shipping Point.



HLH-A ALL-ALUMINUM HYDRAULIC WORKCART						
Product No.	Load Cap. (lbs.)	Raised Height	Lowered Height	Platform Size W x L	Wt. (lbs.)	Price Ea.
HHLH-A50	110	23.6"	7.9"	13.8 x 22.4"	25	\$693.33
HHLH-A60	132	28.3"	15.7"	15.7 x 28.3"	31	766.67
HHLH-A80	176	31.5"	19.7"	19.7 x 31.5"	45	1,733.33

Additional sizes available.

HLFN Fork Type Hydraulic Lift

- Cylinders are installed under the forks.
- Creates a more efficient work space.

By installing hydraulic cylinders under the forks, it eliminates the part of the hydraulic unit from the push handle area providing a more efficient work space. Foot pedal operated. Comes with overloading prevention device that prevents the lifter from elevating when overloaded. Features swivel casters with brakes. FOB Shipping Point.



HLFN FORK TYPE HYDRAULIC LIFT						
Product No.	Load Cap. (lbs.)	Raised Height	Lowered Height	Overall Size L x W x H	Wt. (lbs.)	Price Ea.
HHLFN-500F	1103	21.1"	3.4"	64.2 x 29.5 x 39.4"	199	\$1,733.33
HHLFN-1000F	2200	23.6"	3.3"	64.6 x 28.3 x 39.4"	353	2,000.00

Additional sizes available.

HLH Stainless Steel Hydraulic Lift Carts

- Hydraulic Cylinder.
- Swivel casters with brakes.
- Foot pedal.
- includes overloading prevention device.

The HLH Stainless Steel Hydraulic Lift Cart provides ergonomic solutions across many industries. Stainless Steel is a requirement in the food and pharmaceutical industry. Made of stainless steel using SUS 304. The pump is aluminum and the piston is plated iron. Cart is resistant to water so it can be washed down for a sanitary work area. FOB Shipping Point.



HLH STAINLESS STEEL HYDRAULIC LIFT CARTS						
Product No.	Load Cap. (lbs.)	Raised Height	Lowered Height	Platform Size W x L	Wt. (lbs.)	Price Ea.
HHLH-150SUS	330	28.3"	9.4"	15.7 x 28.3"	66	\$2,800.00
HHLH-250SUS	551	31.5"	10.2"	19.7 x 31.5"	99	2,880.00
HHLH-500SUS	1102	36.6"	13"	23.6 x 35.4"	176	4,266.67

Additional sizes available.

ELEVATING CARTS

Hydraulic Elevating Cart

- For all your transporting, lifting and positioning jobs.
- Doubles as an adjustable work station table.

A super rugged mobile hydraulic cart for industrial use. Manually operated foot pedal pump. Durable, precisely engineered hydraulic cylinders. Easy mobility on polyurethane on steel (2 rigid, 2 swivel) casters. Standard with a Chrome Plated Platform except CART-2000. Models with suffix TS feature two speed foot pumps. FOB Shipping Point.

HYDRAULIC ELEVATING CART								
Ltr. No.	Product No.	Description	Platform Size W x L	Cap. (lbs.)	Service Range	Foot Pump Speed	Wt. (lbs.)	Price Ea.
A	HCART-400	Single Scissor	17 1/2 x 27 1/2"	400	8 3/4" to 29"	Single	134	\$420.00
E	HCART-750-TS	Single Scissor	19 3/4 x 32"	750	15 1/2" to 35 1/2"	Two	230	696.00
B	HCART-800-D-TS	Double Scissor	20 x 35 1/2"	800	15 1/2" to 50 3/4"	Two	275	915.00
E	HCART-1000-TS	Single Scissor	19 3/4 x 32"	1000	15 1/2" to 35 1/2"	Two	221	758.00
-	HCART-1000-LD	Single Scissor	31 1/2 x 63"	1000	15" to 36"	Two	349	895.00
B	HCART-1500-D-TS	Double Scissor	24 x 47 1/2"	1500	19" to 68"	Two	505	1,297.00
C	HCART-1750	Single Scissor	20 x 39 1/2"	1750	16" to 39"	Single	272	1,171.00
D	HCART-2000	Single Scissor	20 x 40"	2000	15" to 39"	Two	336	1,743.00



Ball Transfer Platform

- Packages and products move easily on ball transfer balls.
- Adaptable to many Hydraulic Carts and Scissor Tables
- Use a 3:1 Safety Factor on uneven surfaces, cart not included.
- FOB Shipping Point.
- Capacity 75 lbs.

BALL TRANSFER PLATFORM				
Product No.	Size	Finish	Wt. (lbs.)	Price Ea.
HBALL-1828	18" x 28"	CHROME	30	\$326.00
HBALL-2036	20" x 36"	CHROME	33	401.00
HBALL-2448	24" x 48"	POWDER COAT BLUE FINISH	125	637.00
HBALL-4048	40" x 48"	POWDER COAT BLUE FINISH	172	1,005.00
HBALL-3060	30" x 60"	POWDER COAT BLUE FINISH	202	969.00

Scissor Carts

- Platform is raised and lowered with the push of a button.
- Internal DC powered electric motor and 12V battery included.

Electric motor is rated at 1600 watts, 133 amps and 2.14HP. Operates on 12V DC power. Battery is 12V deep cycle for maximum life. Built-in 10-amp battery charger is included (operated on 115VAC power). Key-operated ON/OFF control for better security. Includes UP and DOWN push-buttons built into power unit. Platform equipped standard with perimeter pinch-point guard for OSHA compliance. Includes 2 rigid and 2 swivel 4" x 2" phenolic casters with brakes. Push handle is non-removable. Includes an industry-best powder coat finish. FOB Shipping Point.

SCISSOR CARTS						
Product No.	Platform Size W x L	Service Range	Cap. (lbs.)	Lift Speed or Pumps	Wt. (lbs.)	Price Ea.
HCART-23-10-DC	24 x 36"	9 1/4 x 30"	1000	14 Sec	503	\$1,923.00
HCART-23-15-DC	24 x 36"	9 1/4 x 30"	1500	16 Sec	503	2,044.00
HCART-24-10-DC	24 x 48"	9 1/4 x 42 1/2"	1000	15 Sec	542	2,033.00
HCART-24-15-DC	24 x 48"	9 1/4 x 42 1/2"	1500	17 Sec	542	2,149.00



Battery Operated Double Scissor Cart

- Smooth operating hydraulic system permits pinpoint positioning of heavy loads.
- Ideal for machine loading, work in progress, etc.

This mobile lift cart brings extra versatility to manufacturing or loading operations. Battery operated cart lifts up to 1,000 lb. loads. Tubular push handle for safe transport. Heavy duty 5" x 2" Poly-on-Steel wheels (2 swivel, 2 rigid) for easy mobility. Swivel wheels feature locking device. Engineered for reliable service year after year. Comes standard with an DC power package. Unique design allows complete DC power unit to fit within the confines of the lift. Comes standard with hand control on 8' coil cord (extended). FOB Shipping Point. Available in AC & Air.

Product No.	Cap. (lbs.)	Lowered Height	Raised Height	Platform Size W x L	Wt. (lbs.)	Price Ea.
HCART-DS-1000	1000	14"	42"	20 x 33"	380	\$2,714.00



SCISSOR LIFT TABLE




Scissor Tables

- Lifts machinery, parts, work in process material, etc., easily and smoothly thanks to durable, hydraulic components.
- State-of-the-art bushings keep wear to a minimum.

Hardened pins reduce wear. Strong chrome-plated piston cylinders resist rust and corrosion. Cylinder is honed hydraulic tubing. Safety toe guard automatically stops platform if lift comes down on toe or other objects - meets OSHA requirements. Emergency lockup automatically locks platform if hydraulic pressure is inadvertently lost. FOB Shipping Point.

All Welded Steel
construction meets AWS standard.

Travel
36" standard.



3000 PSI Component
rating on crimped
hoses and fittings.

Brass Safety Velocity Fuse
in cylinder protect against
sudden drop.

Case Carbonized Rollers

Junction Box

**Strong CHROME-
PLATED piston**
cylinders resist rust
and corrosion.

Removable/Replaceable
State-of-the-Art Bushings and
Pins for long life.

SAFETY FEATURES:

- Electric Toe/Pinch Point Guard
- Emergency Stop if Hose Breaks
- Fused Push Button Hand Control
- Integral Safety Maintenance Props
- Meets OSHA Requirements

Product No.	Cap. (lbs.)	Platform Size W x L	Raised Height	Lowered Hgt.	Quickship	Wt. (lbs.)	Price Ea.
HEHLT-2448-3-43	3000	24 x 48"	43"	7"	Yes	682	\$2,998.00
HEHLT-3060-3-43	3000	30 x 60"	43"	7"	Yes	798	2,998.00
HEHLT-4048-3-43	3000	40 x 48"	43"	7"	Yes	799	2,998.00
HEHLT-4848-3-43	3000	48 x 48"	43"	7"	Yes	852	2,998.00
HEHLT-4872-3-43	3000	48 x 72"	43"	7"	Yes	950	3,336.00
HEHLT-2448-4-43	4000	24 x 48"	43"	7"	Yes	706	3,798.00
HEHLT-3060-4-43	4000	30 x 60"	43"	7"	Yes	835	3,798.00
HEHLT-4048-4-43	4000	40 x 48"	43"	7"	Yes	878	3,798.00
HEHLT-4848-4-43	4000	48 x 48"	43"	7"	Yes	918	3,798.00
HEHLT-4872-4-43	4000	48 x 72"	43"	7"	Yes	980	4,129.00
HEHLT-2448-2-43	2000	24 x 48"	43"	7"	No	631	3,187.00
HEHLT-4848-2-44	2000	48 x 48"	43"	7"	No	745	3,187.00
HEHLT-3072-3-43	3000	30 x 72"	43"	7"	No	860	3,651.00
HEHLT-3672-3-43	3000	36 x 72"	43"	7"	No	855	3,651.00
HEHLT-3072-4-43	4000	30 x 72"	43"	7"	No	895	4,031.00
HEHLT-3672-4-43	4000	36 x 72"	43"	7"	No	893	4,031.00
HEHLT-3672-6-43	6000	36 x 72"	44"	8"	No	1172	4,800.00
HEHLT-3672-8-43	8000**	36 x 72"	44"	8"	No	1827	7,346.00

Other sizes and capacities available. Note: Standard power is 460V, 3-phase, 2 HP integral power unit -- call for other voltage options. **6.5 HP, 460V 3-phase external power unit. Quickship 1 week lead time.




Internal 56 Frame 2HP Motor (standard) helps to insure maximum life and efficiency.



Hand Control On 2-8 Ft. Coil Cord. Fused 24 VAC Control Voltage.



Adjustable Upward Travel Limit Switch.



Patented Pinch Point Guard complies with ANSI MH.29.1-1994 and OSHA section 1910.2.2(a)(3)(ii).

TILTMASTER




Compact For Increased Productivity
Allows the operator to maneuver easily. Less back pain and more productivity.



Straddle Tiltmaster can be utilized with pallets and skids.

STANDARD FEATURES

- Innovated design lets operator get closer to parts to minimize stretching.
- Emergency safety stop velocity fuse locks
- On-board battery charger with convenient plug in.
- Fully enclosed nose plate.
- Use with open bottom pallets and skids.



The Tiltmaster

- One operator lifts and positions filled tote boxes or baskets without the need of a fork truck or lift table.
- Completed work may be moved to the next work station without waiting for a fork truck.

Lift and position filled tote boxes or baskets without the need of a fork truck or lift table using the newly designed heavy-duty Tilt Master. These 90° tilters will function as a transporter by moving completed products from work station to work station without waiting for a fork truck. A folding ergonomic handle has dual steering grips for quick and easy maneuverability. Unit has a thin profile to allow the user to get as close to the load as possible. Units roll easily on 8" x 3" phenolic steering wheels and feature a floor lock. Series TM are to be used with open bottom pallets or skids only while the Tilt Master Straddle units, series TMS, can be used with virtually any kind of container or pallet. Units are powered with a 12V DC electric motor including an on-board battery charger standard. AC or *AIR/OIL power units available, contact factory (*filter - regulator - lubricator required). Comes standard with a push-button hand control on an 8 foot coil cord. FOB Shipping Point.



Product No.	Cap. (lbs.)	Fork Adjustment	Operator Reach	Fork Width	TILTMASTER			Overall Size (W x L x H)	Weight. (lbs.)	Price Ea.
					Rotated Height	Lowered Height	Weight.			
HTM-20-DC	2000	Fixed at 26" (OD)	10 1/2"	6"	33"	3 3/8"	40 3/4" x 67 1/8" x 28 3/8"	707	\$3,267.00	
HTM-40-DC	4000	Fixed at 26" (OD)	10 1/2"	6"	33"	3 3/8"	40 3/4" x 67 1/8" x 28 3/8"	721	3,618.00	
TILTMASTER STRADDLE										
HTMS-20-DC	2000	1/2" To 29 1/2"	13 1/2"	4"	37"	3"	57 1/4" x 65 1/8" x 29 3/8"	957	3,600.00	
HTMS-40-DC	4000	1/2" To 29 1/2"	13 1/2"	4"	37"	3"	57 1/4" x 65 1/8" x 29 3/8"	986	3,871.00	

Hydraulic BASKET/BOX DUMPER

- The next generation of dumpers to revolutionize the industry.

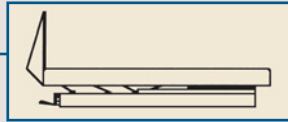
This ultimate dumper has advanced features from solid all welded steel construction to the Emergency Brass Velocity fuse in the cylinder. Main components include a 24V hand held pendant control, 56 frame motor, upper travel limit switch to reduce wear on components. Safety features include: side rail guards, floor hold down brackets, adjustable hold down bar, 3,000 psi hydraulic component rating, integrated brass velocity fuse mounted inside the cylinder. Painted Royal Blue. FOB Shipping Point.

Product No.	Cap. (lbs.)	Dump Hgt.	Reach	Level Hgt.	Chute Width	Chute Length	Rotated Hgt.	Length	Frame Width	Wt. (lbs.)	Price Ea.
HHBD-2-36	2000	36"	10"	53"	51 1/2"	50"	108"	67"	69"	1564	\$5,766.00
HHBD-2-48	2000	48"	10"	65"	51 1/2"	50"	128"	67"	69"	1858	5,961.00
HHBD-2-60	2000	60"	10"	77"	51 1/2"	50"	148"	67"	69"	2072	6,098.00
HHBD-4-36	4000	36"	10"	53"	51 1/2"	50"	108"	67"	69"	1721	7,110.00
HHBD-4-48	4000	48"	10"	65"	51 1/2"	50"	128"	67"	69"	1970	7,335.00
HHBD-4-60	4000	60"	10"	77"	51 1/2"	50"	148"	67"	69"	2097	7,453.00
HHBD-6-36	6000	36"	10"	53"	51 1/2"	50"	108"	67"	69"	1748	7,483.00
HHBD-6-48	6000	48"	10"	65"	51 1/2"	50"	128"	67"	69"	2112	7,674.00
HHBD-6-60	6000	60"	10"	77"	51 1/2"	50"	148"	67"	69"	2227	7,832.00

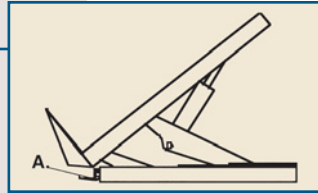
Note: Standard power is 460v, 3 phase -- contact dealer for other voltage options.



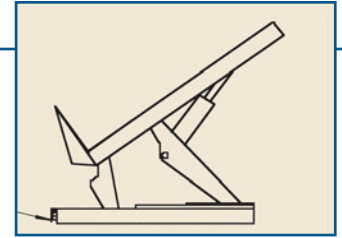
TILTING EQUIPMENT



The Uni-Tilt has a lowered height of 8"




Sequence One -- tilts to 40°, then lifts from a cradle height of 6". Selector pedal depressed.



Sequence Two -- lifts to 14 1/2" and tilts up to 40°. Selector pedal not in use.

Operator safe, fuse 24V hand control standard



3000 PSI component rating.

Emergency stop safety velocity fuse in cylinder

Exclusive, 56 frame motor

Adjustable upward travel limit switch

Junction box (Nema 4)

Positive maintenance lock

Sequence selector pedal



Uni-Tilt

- Rugged and durable lift and tilt reduces fatigue and back injuries -- increase productivity.
- Tilts and positions tote boxes or baskets to an ergonomically correct positions.

Tilts up to 40° -- by depressing the selector pedal the operator can choose to lift while tilting or tilt, then lift. As the platform lifts, the load center moves back keeping the load out of the working area. FOB Shipping Point.

Product No.	Cap. (lbs.)	Platform Size W x L	Power Unit	Wt. (lbs.)	Price Ea.
HUNI-4848-4	4000	48 x 48"	Internal	649	3,173.00
HUNI-5448-4	4000	54 x 48"	Internal	774	3,440.00
HUNI-4848-6	6000	48 x 48"	Internal	825	4,604.00
HUNI-5448-6	6000	54 x 48"	Internal	981	4,937.00

Note: Standard power is 460v, 3 phase -- call for other voltage options.

Electric Hydraulic Corner Tilter

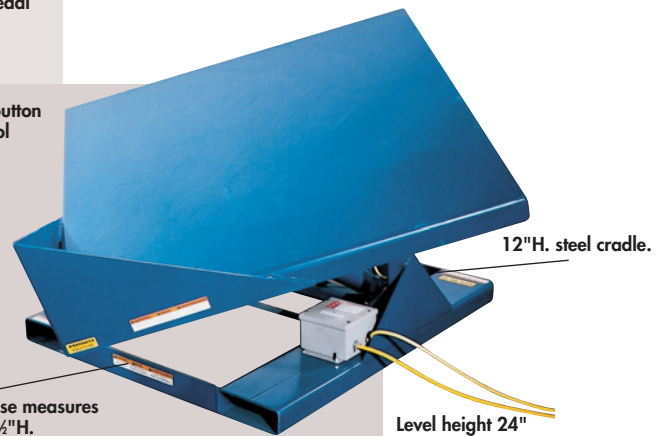
- Tilts 30° - makes many packing jobs easier and faster.
- Tilts pallets, crates, boxes or baskets.

Makes items easier for reach and pull. Smaller items tend to move to corner. Increases efficiency and productivity. Reduces repetitive motion injuries and fatigue. Economical and minimal maintenance. Water resistant push button control. 2 HP motor, 208-230/460 volt 3 phase. FOB Shipping Point.

Product No.	Cap. (lbs.)	Platform Size W x L x H	Degree Of Tilt	Wt. (lbs.)	Price Ea.
HEMC-4242-2	2000	42 x 42 x 24"	30°	750	\$2,998.00
HEMC-4242-4	4000	42 x 42 x 24"	30°	800	3,176.00
HEMC-4848-2	2000	48 x 48 x 24"	30°	800	3,130.00
HEMC-4848-4	4000	48 x 48 x 24"	30°	674	3,308.00

Note: Standard power is 460v, 3 phase -- call for other voltage options.

24V push button hand control standard.



12"H. steel cradle.

Fork tube base measures 7 1/2"W. x 2 1/2"H.

Level height 24"

Brass velocity fuses -- in cylinders prevent drop of table in case of hydraulic failure.

24" high lip

45° maximum tilt

Steel Side Shrouds -- protect personnel from hazardous pinch points.

Zero Lift AND TILT TABLES

- Positions loads at optimum ergonomic positions -- load and unload with a pallet jack.
- Designed for pinpoint positioning of loads up to 4000 lbs.

Features fused 24V, hand control with 4 buttons. Industrial quality, 56 frame, 2 HP motor delivers best torque with minimal amperage draw and maximum life. Electric pinch point guards on front of platform protect personnel. Upper travel limit switch reduces wear on components. FOB Shipping Point.

Product No.	Cap. (lbs.)	Platform Size	Lowered Height	Raised Height	Overall Size W x L x H	Wt. (lbs.)	Price Ea.
HZLTT-4452-2-36	2000	44 x 52"	1/2"	36"	68 1/2" x 59 1/2" x 24"	2121	\$5,363.00
HZLTT-4452-4-36	4000	44 x 52"	1/2"	36"	68 1/2" x 59 1/2" x 24"	2230	6,493.00
HZLTT-5252-2-36	2000	52 x 52"	1/2"	36"	76 1/2" x 59 1/2" x 24"	2337	5,483.00
HZLTT-5252-4-36	4000	52 x 52"	1/2"	36"	76 1/2" x 59 1/2" x 24"	2322	6,615.00
HZLTT-4472-2-48	2000	44 x 72"	1/2"	48"	68 1/2" x 78 x 24"	2950	5,798.00
HZLTT-4472-4-48	4000	44 x 72"	1/2"	48"	68 1/2" x 78 x 24"	3013	7,252.00
HZLTT-5272-2-48	2000	52 x 72"	1/2"	48"	76 1/2" x 59 1/2" x 24"	3045	5,919.00
HZLTT-5272-4-48	4000	52 x 72"	1/2"	48"	76 1/2" x 59 1/2" x 24"	3074	7,375.00


Note: Standard power is 460v, 3 phase -- call for other voltage options.

LIFTING EQUIPMENT

AMERICAN COMPACT SCISSORS LIFT

- Designed and Manufactured in the USA for over 30 years.
- Designed for High-Cycle Durability.

Every Compact Scissors Lift comes standard with captured rollers, two piece self-aligning cylinder, and high impact spiral wound bearings, giving our customers the most reliable, robust, and absolute longest lasting scissors lift available. Low collapsed heights and small platform sizes also make this family of double-pantograph scissor tables perfect for increasing work station productivity with a minimum consumption of floor space. Travel ranges from 25 to 84 inches and capacities range from 500 to 12,000 pounds. FOB Shipping Point.



AMERICAN COMPACT SCISSORS LIFT

Product No.	Travel	Cap. (lbs.)	Lowered Height	Raised Height	Standard Platform Size	Max Platform Size	Max. End Load @ Std. Platform (lbs.)	Max. Side Load @ Std. Platform (lbs.)	Raising Lowering Time (sec.)	Power Unit/HP	Wt. (lbs.)	Price Ea.
HP-25-005	25"	500	5"	30"	12 x 25"	24 x 36"	250	125	14	1/2	220	\$3,292.00
HP-30-010	30"	1000	6 1/2"	36 1/2"	16 1/2 x 34 3/8"	28 x 46"	500	250	18	1/2	290	3,477.00
HP-36-020	36"	2000	6"	42"	17 1/2 x 41 1/2"	38 x 62"	1000	500	35	1/2	390	3,649.00
HP-36-040-N	36"	4000	7"	43"	19 x 48"	38 x 68"	2000	1000	30	1	700	4,867.00
HP-36-040	36"	4000	7"	43"	23 x 47"	44 x 68"	2000	1000	30	1	825	5,446.00
HP-36-060	36"	6000	8"	44"	23 x 47"	44 x 68"	3000	1500	40	1	965	5,774.00
HP-36-120	36"	12000	10"	46"	34 x 54"	54 x 74"	6000	3000	80	1	2445	12,690.00
HP-48-015	48"	1500	6"	54"	17 1/2 x 49 1/2"	38 x 70"	7500	3750	35	1/2	425	4,043.00
HP-48-030	48"	3000	7"	55"	23 x 59"	44 x 80"	1500	750	30	1	870	6,286.00
HP-48-040	48"	4000	8"	56"	23 x 59"	44 x 80"	2000	1000	40	1	1025	6,825.00
HP-48-120	48"	12000	12"	60"	34 x 59"	54 x 80"	6000	3000	72	1 1/2	2520	12,799.00
HP-60-020	60"	2000	7"	67"	23 x 69 1/2"	44 x 90"	1000	500	30	1	980	7,233.00
HP-60-030	60"	3000	8"	68"	23 x 69 1/2"	44 x 90"	1500	750	40	1	1200	7,752.00
HP-60-060	60"	6000	10"	70"	31 x 70"	52 x 90"	3000	1500	80	1	2020	11,299.00
HP-72-020	72"	2000	10"	82"	23 x 75"	44 x 96"	1000	500	40	1	1700	8,114.00
HP-72-040	72"	4000	10"	82"	31 x 76"	52 x 96"	2000	1000	80	1	2600	11,021.00
HP-84-020	84"	2000	10"	94"	31 x 84 1/2"	50 x 105"	1000	500	50	1	2475	11,393.00
HP-84-040	84"	4000	10"	94"	31 x 84 1/2"	50 x 104"	2000	1000	80	1	2745	12,932.00



SERIES 35 SCISSORS LIFT TABLE

- Durability, quality and worker efficiency.
- Series 35 is the most versatile and popular family of scissors lifts.

This family of lifts can be used in a wide variety of applications -- pallet build up and tear down, part assembly or disassembly, conveyor systems and more. Improves worker ergonomics and enhances plant efficiencies. Reduces worker fatigue and reduces the risk of back injuries. Provides a high quality, low cost lifting solution. Includes standard 3/4" solid steel legs, velocity safety fuses, maintenance safety locks, 1 1/2 HP super torque, 460 VAC, 3 phase 60 Hz power unit. FOB Shipping Point.

SERIES 35 SCISSOR LIFT TABLE

Product No.	Travel	Cap. (lbs.)	Lowered Height	Raised Height	Max. End Load (lbs.)	Max. Side Load (lbs.)	Std. Platform & Base Frame	Max. Allowable Platform Size	Raising or Lowering Time (sec.)	Shipping Wt. (lbs.)	Price Ea.
H24S25	24"	2500	6.5"	30.5"	2500	2500	24 x 36"	48 x 60"	8	500	\$3,877.00
H24S40	24"	4000	6.5"	30.5"	4000	4000	24 x 36"	48 x 60"	11	210	4,269.00
H24S60	24"	6000	6.5"	30.5"	4500	4500	24 x 36"	48 x 60"	16	530	4,943.00
H24S80	24"	8000	7"	31"	4500	4500	24 x 36"	48 x 60"	22	650	7,224.00
H36S25	36"	2500	6.5"	42.5"	2500	2500	24 x 48"	48 x 72"	12	610	3,019.00
H36S40	36"	4000	6.5"	42.5"	3500	3500	24 x 48"	48 x 72"	17	620	3,641.00
H36S60	36"	6000	6.5"	42.5"	3500	3500	24 x 48"	48 x 72"	25	650	4,780.00
H36S80	36"	8000	7"	43"	3500	3500	24 x 48"	48 x 72"	34	750	9,098.00
H48S25	48"	2500	7"	55"	2500	2500	24 x 64"	48 x 96"	16	820	4,110.00
H48S40	48"	4000	7"	55"	3500	3500	24 x 64"	48 x 96"	22	830	4,625.00
H48S60	48"	6000	7"	55"	3500	3500	24 x 64"	48 x 96"	33	860	5,459.00
H48S80	48"	8000	7.5"	55.5"	3500	3500	24 x 64"	48 x 96"	44	960	9,075.00
H60S25	60"	2500	8"	68"	2500	2500	32 x 87"	60 x 120"	22	1100	6,968.00
H60S40	60"	4000	8"	68"	4000	4000	32 x 87"	60 x 120"	44	1150	7,844.00
H60S60	60"	6000	8"	68"	4500	4500	32 x 87"	60 x 120"	44	1250	9,126.00
H60S100	60"	10000	12"	72"	10000	9000	32 x 90"	60 x 120"	36	4500	12,978.00

HPL-104 Platforms larger than standard and up to maximum allowable size with straight sides. Price Ea. \$308.00

HBT-105 Bevel toe guard (required for pit mounting). Platform must be 8" wider and longer than standard size. Price Ea. \$956.00

HPS-106 Portability set with 2 wheels, lifting tongue & dolly handle. Price Ea. \$420.00

HGN-107 Guarded, NEMA 1, up/down foot switch (shipped loose). Price Ea. \$123.00

LIFTING EQUIPMENT

PLTC DOCK LIFTS

• **Most popular type of powered loading dock equipment.**

Autoquip PLTC Dock Lifts are specifically designed and built to be sturdy and reliable. Provides a versatile and convenient method of moving light to medium wheeled or palletized load both onto or from delivery trucks of various heights and onto or from your dock. Each PLTC Dock Lift meets ANSI MH29.1 industrial safety requirements. FOB Shipping Point.



PLTC DOCK LIFTS						
5000 LBS. CAPACITY – 60" TRAVEL						
Product No.	Raised Height	Lowered Height	Platform Size	Axle Load Over Bridge (lbs.)	Wt. (lbs.)	Price Ea.
HPLTC-6050	68"	8"	72 x 96"	3000	2800	\$8,409.00
HPLTC-6050A	68"	8"	96 x 96"	3000	3300	9,385.00
HPLTC-6050S	68"	8"	72 x 120"	2000	3400	9,068.00
HPLTC-6050B	68"	8"	84 x 120"	2000	3400	9,702.00
6000 LBS. CAPACITY – 60" TRAVEL						
Product No.	Raised Height	Lowered Height	Platform Size	Axle Load Over Bridge (lbs.)	Wt. (lbs.)	Price Ea.
HPLTC-6060	68"	8"	72 x 96"	3000	3000	\$8,401.00
HPLTC-6060A	68"	8"	96 x 96"	3000	3400	9,396.00
HPLTC-6060S	68"	8"	72 x 120"	2000	3400	9,085.00
HPLTC-6060B	68"	8"	84 x 120"	2000	3500	9,770.00
7000 LBS. CAPACITY – 60" TRAVEL						
Product No.	Raised Height	Lowered Height	Platform Size	Axle Load Over Bridge (lbs.)	Wt. (lbs.)	Price Ea.
HPLTC-6070	72"	12"	72 x 96"	6400	4600	\$14,966.00
HPLTC-6070A	72"	12"	96 x 96"	6400	4780	15,600.00
HPLTC-6070S	72"	12"	72 x 120"	6400	4800	15,971.00
HPLTC-6070B	72"	12"	84 x 120"	6400	4900	16,297.00
8000 LBS. CAPACITY – 60" TRAVEL						
Product No.	Raised Height	Lowered Height	Platform Size	Axle Load Over Bridge (lbs.)	Wt. (lbs.)	Price Ea.
HPLTC-6080	72"	12"	72 x 96"	6400	4700	\$14,650.00
HPLTC-6080A	72"	12"	96 x 96"	6400	4890	15,261.00
HPLTC-6080S	72"	12"	72 x 120"	6400	4800	15,566.00
HPLTC-6080B	72"	12"	84 x 120"	6400	5100	15,932.00
10,000 LBS. CAPACITY – 60" TRAVEL						
Product No.	Raised Height	Lowered Height	Platform Size	Axle Load Over Bridge (lbs.)	Wt. (lbs.)	Price Ea.
HPLTC-60100	72"	12"	72 x 96"	8000	4800	\$14,894.00
HPLTC-60100A	72"	12"	96 x 96"	8000	4990	15,505.00
HPLTC-60100S	72"	12"	72 x 120"	6400	4900	15,810.00
HPLTC-60100B	72"	12"	84 x 120"	6400	5200	16,176.00
12,000 LBS. CAPACITY – 60" TRAVEL						
Product No.	Raised Height	Lowered Height	Platform Size	Axle Load Over Bridge (lbs.)	Wt. (lbs.)	Price Ea.
HPLTC-58120	70½"	12½"	72 x 100"	8000	4900	\$15,139.00
HPLTC-58120A	70½"	12½"	96 x 100"	6400	5100	15,749.00
HPLTC-58120S	70½"	12½"	72 x 120"	8000	4950	16,054.00
HPLTC-58120B	70½"	12½"	84 x 120"	7200	5300	16,359.00



I need a product built for my needs.

Autoquip Does Specials.

Autoquip can custom design, or affordably modify any of its vast line of standard products to maximize the productivity of specific applications. So if you need a custom material handling solution for your application, contact dealer today to improve your productivity.

For more information, visit us at www.autoquip.com



High-Level Productivity

Multi-level Material Transfer Solutions



Autoquip Freightlifts (VRC's) provide affordable access to multi-floor facilities. Straddle, cantilever, and 4-post designs feature a variety of loading patterns to accommodate any material handling application.



HYDRAULIC & PNEUMATIC LIFTING EQUIPMENT



Build YOUR Lift For YOUR Application.

Heavy Duty units that provide long-lasting value.

How to Order:

Simply follow steps 1 - 5 to custom-build the scissor lifting table that's right for you. Choose a lift table to suit your application based on required platform size, capacity, power, or frame size. Your customized lift table is now in stock. FOB Shipping Point.


1. Choose the platform size.

Top size must be same or larger than the selected frame size. Top size cannot exceed 12" beyond either frame dimension. Additional custom platform sizes available to ship within two weeks.

TABLE TOPS FOR EITHER HYDRAULIC OR PNEUMATIC			
Product No.	Size W x L	Wt. (lbs.)	Price Ea.
HT2436	24 x 36"	95	\$250.00
HT2448	24 x 48"	122	325.00
HT2472	24 x 72"	186	485.00
HT3648	36 x 48"	167	440.00
HT3664	36 x 64"	209	545.00
HT3672	36 x 72"	233	605.00
HT4264	42 x 64"	363	945.00
HT4848	48 x 48"	203	530.00
HT4864	48 x 64"	261	680.00
HT4872	48 x 72"	289	755.00
HT6048	60 x 48"	244	635.00
HT6064	60 x 64"	312	815.00
HT6072	60 x 72"	346	900.00
HT7248	72 x 48"	284	740.00
HT7272	72 x 72"	403	1,045.00



Platform Size (HT2448)



Hydraulic



Pneumatic

2. Choose the lifting capacity.

HYDRAULIC LIFTING CAPACITY			
Product No.	Load Cap. (lbs.)	Wt. (lbs.)	Price Ea.
HLCH20	2000	23	\$270.00
HLCH40	4000	46	730.00
HLCH60	6000	69	1,360.00
PNEUMATIC LIFT			
HLCPP20	2000	20	735.00
HLCPP40	4000	40	1,670.00



Capacity (HLCH20)

3. Choose the frame size.


HYDRAULIC SCISSORS LIFT FRAMES						
Product No.	Size W x L	Raised Height	Lowered Height	Travel	Wt. (lbs.)	Price Ea.
HFH2436	24 x 36"	31½"	7½"	24"	430	\$1,980.00
HFH2448	24 x 48"	43½"	7½"	36"	557	1,830.00
HFH3648	36 x 48"	43½"	7½"	36"	656	2,535.00
HFH4848	48 x 48"	43½"	7½"	36"	950	2,760.00
HFH3664	36 x 64"	55½"	7½"	48"	812	3,040.00
PNEUMATIC SCISSOR LIFT FRAMES						
HFP3648	36 x 48"	33½"	9½"	24"	750	2,610.00
HFP4848	48 x 48"	33½"	9½"	24"	990	3,110.00



Travel/Frame Size (HFH2448)

4. Choose the power unit.

HYDRAULIC POWER UNITS														
Product No.	Std. Voltage/Phase/Hz.	H.P.	Flow GPM	24" Travel Speed			36" Travel Speed			48" Travel Speed			Wt. (lbs.)	Price Ea.
				2000#Cap.	4000#Cap.	6000#Cap.	2000#Cap.	4000#Cap.	6000#Cap.	2000#Cap.	4000#Cap.	6000#Cap.		
HPH111	115/1/60	1.25	1	:08 sec.	:16 sec.	:24 sec.	:12 sec.	:24 sec.	:36 sec.	:26 sec.	:52 sec.	:78 sec.	41	\$750.00
HPH231	230/3/60	1.25	1	:08 sec.	:16 sec.	:24 sec.	:12 sec.	:24 sec.	:36 sec.	:26 sec.	:52 sec.	:78 sec.	41	710.00
HPH432	460/3/60	2.5	2	:04 sec.	:08 sec.	:12 sec.	:06 sec.	:12 sec.	:18 sec.	:13 sec.	:26 sec.	:49 sec.	41	835.00
PNEUMATIC POWER UNIT											Wt. (lbs.)	Price Ea.		
HPP000 Minimum air requirement is 85 psi at 15 cfm. Actual travel speed dependent on air supply.													41	Included



Power Unit (HPH111)

5. Choose the control type

HYDRAULIC CONTROLS			
Product No.	Description	Wt. (lbs.)	Price Ea.
HCHH	Hand Control (Standard)	3	Included
HCHF	Foot Control (Optional)	4	\$110.00
PNEUMATIC CONTROLS			
HCPH	Hand Control (Standard)	3	Included
HCPF	Foot Control (Optional)	4	\$130.00



Controls (HCHH)

Your Lift Table is ready. Tell us where to ship it.
Customizable lift tables shipped within days! Call your dealer today.

ERGONOMIC EQUIPMENT



Light Duty G-Series

- Built in maintenance safety bar.
- Perimeter safety bar.

Operates on exclusive 1.7 HP motor. Runs on a 15 Amp circuit. Has upper limit switch for added safety. FOB Shipping Point.



Heavy Duty Max-Lift Tables

- Manufactured in the U.S.A.
- Grease Fittings.

Trapped upper and lower arms. Magnetic backed control box. Thermal overload protection. 4" teflon sealed cylinders. 15 minute motor. S.A.E. hoses and fittings for longer life. All welding done to A.W.S. standards. Built in maintenance safety bar. Other capacities, sizes and heights are available ... call for details. FOB Shipping Point.

LIGHT DUTY G-SERIES					
Product No.	Load Cap. (lbs.)	Travel	Platform Size W x L	Wt. (lbs.)	Price Ea.
H2G-2849	2000	32"	28 x 49"	400	\$1,995.00
H2G-3849	2000	32"	38 x 49"	425	2,225.00
H3G-3049	3000	32"	30 x 49"	530	2,290.00
H3G-3849	3000	32"	38 x 49"	550	2,492.00

HEAVY DUTY MAX-LIFT TABLES							
Product No.	Load Cap. (lbs.)	Vertical Travel	Lowered Height	Platform Size W x L	Wt. (lbs.)	Price Ea.	
HLPT-020-36-24048	2000	36"	7.25"	24 x 48"	750	\$3,050.00	
HLPT-030-36-24048	3000	36"	7.25"	24 x 48"	790	3,500.00	
HLPT-040-36-24048	4000	36"	7.25"	24 x 48"	830	3,660.00	
HLPT-050-36-24048	5000	36"	7.25"	24 x 48"	870	4,050.00	
HLPT-060-36-24048	6000	36"	7.25"	24 x 48"	910	4,515.00	
HLPT-020-48-25064	2000	48"	7.5"	25 x 64"	1005	4,380.00	
HLPT-030-48-25064	3000	48"	7.5"	25 x 64"	1075	4,730.00	
HLPT-040-48-25064	4000	48"	7.5"	25 x 64"	1145	4,900.00	
HLPT-050-48-25064	5000	48"	7.5"	25 x 64"	1180	4,990.00	
HLPT-060-48-25064	6000	48"	7.5"	25 x 64"	1215	5,335.00	



Moto-Cart Jr. ELT

- Curtis Controls.
- Onboard Charger.

Cart has front wheel transaxle drive for smooth operation. Emergency stop bump switch. Adjustable top speed. FOB Shipping Point.



Roto-Max Work Positioner

- Manufactured in the U.S.A.
- 360° Rotating Top.

Trapped top and bottom arms. Magnetic backed controls. S.A.E. hoses and fittings for longer life. Zerk fittings on pivot points. Lowered height of only 6 1/2". Cylinders with internal stop. Internally mounted motor. Built in maintenance safety bar. FOB Shipping Point.

MOTO-CART JR. ELT					
Product No.	Load Cap. (lbs.)	Travel	Platform Size W x L	Wt. (lbs.)	Price Ea.
HJRM-C-11-ELT	1000	45.5"	23 x 43"	570	\$3,655.00

ROTO-MAX WORK POSITIONER							
Product No.	Load Cap. (lbs.)	Vertical Travel	Lowered Height	Platform Diameter	Up Speed	Wt. (lbs.)	Price Ea.
HRTMX-25HS	2500	26"	6.5"	43"	10 Sec.	680	\$4,065.00
HRTMX-30	3000	26"	6.5"	43"	14 Sec.	680	3,890.00
HRTMX-35	3500	26"	6.5"	43"	19 Sec.	700	4,610.00



Manual Push Stackers

- Ideal for unloading trucks.
- Adjustable straddles.

Wire mesh mast guard for operator safety. Adjustable forks. Rolls smoothly on heavy duty casters. FOB Shipping Point.



Max-Ergo Tilter For IBC Totes

- Manufactured in the U.S.A.
- Fork pockets.

Dual pump levers for easy adjustment. Manual lowering control valve. Side edges to contain loads in place. 4" lip on hinged ends. The optional adjustable raised base frame changes the lowered height to an adjustable height of 18" - 22" for better control. FOB Shipping Point.

MANUAL PUSH STACKERS						
Product No.	Load Cap. (lbs.)	Travel	Power	Wt. (lbs.)	Price Ea.	
HMXSA-2200-63	2200	63"	Manual	650	\$1,420.00	
HMXSA-2200-98	2200	98"	Manual	845	1,680.00	
HMXEM-1450-63	1450	63"	Electric	650	2,685.00	
HMXEM-2200-63	2200	63"	Electric	995	3,080.00	
HMXEM-2200-98	2200	98"	Electric	1105	3,600.00	
HMXEM-2200-118	2200	118"	Electric	1365	3,865.00	

MAX-ERGO TILTER FOR IBC TOTES						
Product No.	Load Cap. (lbs.)	Degree of Tilt	Lowered Height	Platform Size W x L	Wt. (lbs.)	Price Ea.
HLPDW-5-20	2000	0-20°	9"	50 x 48"	200	\$2,280.00
HLPDW-5-25	2500	0-20°	9"	50 x 48"	215	2,335.00
HLPDW-5-30	3000	0-20°	9"	50 x 48"	220	2,590.00

Add -AH after product number for Adjustable Height Base Frame ... add \$485.00

PNEUMATIC LIFT TABLES & TILT MECHANISMS



Made in USA



Air-Titan Let us do the heavy lifting.

A wide variety of custom turntables, tilt mechanisms and transporters are available. Lift tables up to 20,000 lb. capacity. Turntables over 32 ft. diameter and 200,000 lb. capacity. Air-Titan brands are built for industrial applications and have fast cycles times. No hydraulic fluid, non-electric and safe for almost all environments. Air caster transporter products can handle almost any load.



M1A1 ABRAMS TANK ON OUR TRANSPORTER

Pneumatic Scissor Lift Tables


• Other sizes available - call for information.

These scissor lifts are some of the most robust and durable lifts in the world. These lift tables come standard with 3/8" formed steel tabletops, bases and siderails. Scissors utilize a minimum thickness of 3/8" steel, and have precision heavy-duty lubed-for-life cam followers with sealed bearings on scissor rollers. All scissor lift bearings are also lubed for life. FOB Shipping Point.

PNEUMATIC SCISSOR LIFT TABLES						
Product No.	Cap. (lbs.)	Raised Hgt.	Lowered Hgt.	Platform Size W x L	Wt. (lbs.)	Price Ea.
HLTC-1	1600	45 3/4"	9 3/4"	25 x 60"	580	\$3,740.00
HLTC-2	4000	29"	5"	42 x 48"	600	3,550.00
HLTC-3	3200	45 3/4"	9 3/4"	42 x 60"	720	4,340.00
HLTC-4	6000	34"	10"	48 x 56"	740	4,680.00

For optional Safety Skirt - Add \$750.00.

Note: Lift tables may be custom ordered in sizes up to 102" x 102". Call for custom heavy-weight options.



HLTC-1 Shown with Pedestal Controller & Optional Skirt

Pneumatic Lift & Tilt Combo with 35° Tilt Option

• Other sizes available - call for information.

• Heavy Steel Construction.


• Air Spring Actuators on both lift and tilt.

Come standard with the same features as our Pneumatic Scissor Lift Tables. Pivot point bearings are lubed for life and feature a "continuous hinge" to eliminate pinch points on the tilt. FOB Shipping Point.

PNEUMATIC LIFT & TILT COMBO WITH 35° TILT OPTION							
Product No.	Cap. (lbs.)	Raised Hgt.	Lowered Hgt.	Platform Size W x L	Tilt Size W x L	Wt. (lbs.)	Price Ea.
HLTO-1	2000	40.38"	16.38"	42 x 48"	46 x 48"	1350	\$5,940.00
HLTO-2	4000	40.38"	16.38"	42 x 48"	46 x 48"	1450	7,055.00
HLTO-3	6000	40.63"	16.63"	48 x 56"	48 x 56"	1620	7,740.00

For both optional Safety Skirts - Add \$1,250.00.

NOTE: Many different tilt angles up to 90° and sizes are available - call for details.



HLTO-1 Shown with Optional Skirts

Turntable Option for Lifts

• Super-duty slewing ring design.

• Other sizes and capacities available up to 96".

• Foot valve controls.

Turntables utilize an industrial duty slewing ring between the turntable and lift table rather than a "skatewheel ring" design. This slewing ring is a precision machined piece that offers a very long life in addition to smooth operation. FOB Shipping Point.

TURNTABLE OPTION FOR LIFTS			
Product No.	Cap. (lbs.)	Size W x L	Price Ea.
HLTO-4	6000	48 x 50"	\$2,760.00
HLTO-5	6000	60 x 60"	3,000.00

Note: Round turntables available on request. Call for applications sizes on lifts.



HLTO-4 Shown with Optional Skirt



Super-Duty Slewing Ring Design


Floor Mounted 35° Pneumatic Tilt

• Other sizes and tilt angles up to 90° available - call for information.

These tilts employ the same industrial-duty build quality of all Air-Titan products. Larger platform sizes 60 x 60" or 60 x 84" available - call for more information. FOB Shipping Point.

FLOOR MOUNTED 35° PNEUMATIC TILT						
Product No.	Cap. (lbs.)	Maximum Tilt Angle	Lowered Hgt.	Platform Size W x L	Wt. (lbs.)	Price Ea.
HTD-1	3000	35°	8 1/2"	48 x 56"	815	\$3,230.00
HTD-2	6000	35°	8 1/2"	48 x 56"	840	3,640.00

For optional Safety Skirt - Add \$500.00



HTD-1 Shown with Optional Skirt

SCISSOR LIFT TABLES



Portable Scissor Lift Tables

- Heavy duty powered lift tables to transport and elevate the heaviest of loads.
- Engineered for smooth, safe and efficient lifting and lowering.

Heavy duty 12V DC power unit with deep cycle battery and an on-board battery charger is standard -- a battery charge indicator is optional. Rolls on 8" glass filled nylon casters, 2 swivel, 2 rigid. Complete with floor lock and patented electric pinch point guards. Push buttons to raise and lower lift are located on the power unit and in the pendant style push button control. Key-operated ON/OFF control for better security is built into the power unit. Minimum frame width is 34". Add 25" to platform length for the overall length. FOB Shipping Point.



Product No.	PORTABLE SCISSOR LIFT TABLES								
	Cap. (lbs.)	Vertical Travel	Platform Width	Platform Length	Lowered Height	Raised Height	Travel Time (sec.)	Wt. (lbs.)	Price Ea.
HPST-2448-1-46	1000	36"	24-48"	48-72"	10"	46"	9	865	\$3,973.00
HPST-2448-2-46	2000	36"	24-48"	48-72"	10"	46"	14	883	4,050.00
HPST-2448-3-46	3000	36"	24-48"	48-72"	10"	46"	20	1309	5,167.00
HPST-2464-1-58	1000	48"	24-48"	64-90"	10"	58"	14	1496	5,329.00
HPST-2464-2-58	2000	48"	24-48"	64-90"	10"	58"	20	1174	5,398.00
HPST-2464-3-58	3000	48"	24-48"	64-90"	10"	58"	28	1174	5,944.00

Low Profile Scissors Table

- Load and unload with a pallet jack without the need for a pit.
- Superior engineering features rugged dependability.



Perimeter pinch point guard.

Safety Brass Velocity Fuse in cylinders prevent drop of table in event of hydraulic failure.

3000 PSI component rating on swaged hoses and fittings.

Upward travel limit switch. Case carburized rollers

Safety features include: electric perimeter pinch point guard, emergency stop velocity fuse in cylinders, fused 24V hand held control and maintenance supports to name a few. Remote power unit comes complete with a plastic cover to protect the motor from dust and debris and measures 32 1/2" L. x 12" W. x 12 1/2" H. Please specify Voltage and Phase. FOB Shipping Point.

Product No.	Cap. (lbs.)	Platform Width	Platform Length	Raised Height	Lowered Height	Wt. (lbs.)	Price Ea.
HEHLTX-1-39	1000	36-60"	53-60"	39"	3 1/4"	915	\$4,206.00
HEHLTX-2-39	2000	36-60"	53-60"	39"	3 1/4"	975	4,469.00
HEHLTX-3-39	3000	36-60"	53-60"	39"	4 1/4"	1092	5,129.00
HEHLTX-3-59	3500	36-60"	53-60"	39"	4 1/4"	1869	5,390.00

Optional approach ramp available.

Note: Standard power is 460v, 3 phase -- contact dealer for other voltage options.

Ground Lift Scissors Table

- Utilize the scissors table without the expense and inconvenience of ramps or fork lifts.
- Deck lowers to floor level requiring only one person using a standard pallet truck to utilize skids, pallets, baskets, etc.

Contact factory for accordion skirting other sizes. FOB Shipping Point.

Product No.	Cap. (lbs.)	Platform W x L	Overall Size W x L x D (lowered)	Lowered Hgt.	Raised Height	Wt. (lbs.)	Price Ea.
HEHLTG-4450-2-36	2000	44 x 50"	67 x 56 x 8 1/2"	1/2"	36"	1573	\$4,781.00
HEHLTG-4450-4-36	4000	44 x 50"	67 x 56 x 8 1/2"	1/2"	36"	1707	5,700.00
HEHLTG-5250-2-36	2000	52 x 50"	75 x 56 x 8 1/2"	1/2"	36"	1717	4,882.00
HEHLTG-5250-4-36	4000	52 x 50"	75 x 56 x 8 1/2"	1/2"	36"	1729	5,899.00
HEHLTG-4470-2-48	2000	44 x 70"	67 x 78 x 10"	1/2"	48"	2216	5,146.00
HEHLTG-4470-4-48	4000	44 x 70"	67 x 78 x 10"	1/2"	48"	2242	6,329.00
HEHLTG-5270-2-48	2000	52 x 70"	75 x 78 x 10"	1/2"	48"	2322	5,263.00
HEHLTG-5270-4-48	4000	52 x 70"	75 x 78 x 10"	1/2"	48"	2348	6,447.00

Note: Standard power is 460v, 3 phase -- contact dealer for other voltage options

Power Traction Drive System

- Reduce work fatigue and injury with the Portable Traction Drive Option.
- Allows a single operator to safely and ergonomically transport products.

This factory installed option is available on portable equipment including the Portable Scissor Table, Pallet Master/Pallet Servers, Tilt Master and High Rise Lift Truck. An alternative to costly fork trucks, the PTDS includes a combination throttle/direction butterfly style controller, an adjustable yoke and auto reverse emergency "belly" switch. Power pack is 42"W. FOB Shipping Point.



PORTABLE SCISSOR LIFT TABLE OPTIONS			Wt. (lbs.)	Price Ea.
HPST-AC	24V hand control w/ 115V 1 phase motor		22	No Charge
HPST-AIR	Factory air over oil (w/foot treadle control (FRL Req'd)*)		847	No Charge
HPST-FP	Manual foot pump option		1580	No Charge
HPST-PTDS	Power traction drive system		181	5,259.00
HBC	Bench top style battery charger		14	155.50
HBCI	Battery charge indicator		1	96.00

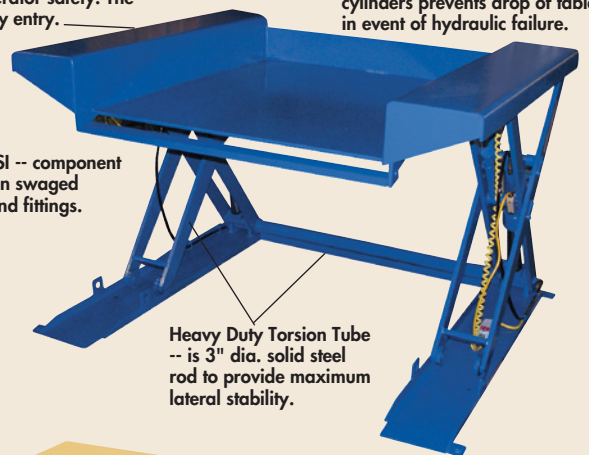
*Filter Regulator -- lubricator required to operate (void warranty w/o this)

Exclusive Electric Toeguard -- on lip edge provides maximum operator safety. The edge is beveled for easy entry.

Safety Brass Velocity Fuse -- in cylinders prevents drop of table in event of hydraulic failure.

Upward Travel Limit Switch -- is field adjustable.

3000 PSI -- component rating on swaged hoses and fittings.




Heavy Duty Torsion Tube -- is 3" dia. solid steel rod to provide maximum lateral stability.




Remote Power Unit -- measures 32 1/2" L. x 12" W. x 12 1/2" H.

Standard Foot Control -- includes 8' of cord.



JIB LIFTS & PALLET LIFTER



Telescoping Jib Lift

- 14 different hook positions.
- 2 ton, 3 ton and 4 ton capacities.

Converts your standard lift truck into a mobile crane, at minimal cost. One man installation, easy to use. Reach through and over obstructions. Includes 48" safety chain to anchor to forklift and 2 safety swivel hooks. Extends out up to 12'. FOB Shipping Point.

Pivot-Boom Jib Lift

- 6 vertical adjustment positions, from horizontal to 50°.
- 14 different hook positions.
- Increase the load lifting height of your forklift.

Converts your standard lift truck into a mobile crane, at minimal cost. One man installation, easy to use. Reach through and over obstructions. Includes 48" safety chain to anchor to forklift and one safety swivel hook. Extends to 143". 2 ton, 3 ton and 4 ton capacities. FOB Shipping Point.

PIVOT-BOOM JIB LIFT									
Product No.	Cap. (lbs.)	Fork Pocket Center	Outer Fork Dim.	Base Length	Dim. "H.U.B."	Dim. "OAH"	Fork Pockets	Wt. (lbs.)	Price Ea.
HPBJLT424	4000	24"	30"	24"	18½"	30½"	2½" x 5½"	491	\$1,703.00
HPBJLT436	4000	36"	44"	24"	19½"	31½"	3½" x 7½"	588	1,814.00
HPBJLT624	6000	24"	32"	24"	19½"	32"	3½" x 7½"	640	1,904.00
HPBJLT636	6000	36"	44"	24"	23½"	36"	3½" x 7½"	718	2,145.00
HPBJLT836	8000	36"	44"	24"	27½"	41¼"	3½" x 7½"	966	2,788.00

TELESCOPING JIB LIFT									
Product No.	Cap. (lbs.)	Fork Pocket Center	Outer Fork Dim.	Base Length	Dim. "H.U.B."	Dim. "OAH"	Fork Pockets	Wt. (lbs.)	Price Ea.
HJLT411	4000	11"	17"	24"	10"	19"	2½" x 5½"	373	\$1,081.00
HJLT424	4000	24"	30"	24"	10"	19"	2½" x 5½"	413	1,140.00
HJLT430	4000	30"	36"	24"	10"	19"	2½" x 5½"	434	1,161.00
HJLT436	4000	36"	42"	24"	10"	19"	2½" x 5½"	455	1,244.00
HJLT613	6000	13"	21"	24"	10"	19"	3½" x 7½"	519	1,258.00
HJLT624	6000	24"	32"	24"	10"	19"	3½" x 7½"	544	1,347.00
HJLT630	6000	30"	38"	24"	10"	19"	3½" x 7½"	566	1,371.00
HJLT636	6000	36"	44"	24"	10"	19"	3½" x 7½"	588	1,452.00
HJLT824	8000	24"	32"	32"	10"	20"	3½" x 7½"	667	1,843.00
HJLT836	8000	36"	44"	32"	10"	20"	3½" x 7½"	787	1,990.00

Pallet Lifter

- 500 lbs. to 5 ton capacities.
- Load/unload pallets in hard to reach areas, open-top trucks, congested areas, rail cars and flatbeds.

Turn your crane into an inexpensive forklift. Pallet lifting convenience at a small cost. Speed up handling and movement of pallet loads. Contrx Pallet Lifters are designed to hang level when empty or with a properly balanced load. Specify hook size when ordering, for proper bail hook sizing. Call with your custom dimensions and designs. FOB Shipping Point.



PALLET LIFTERS							
Product No.	Cap. (lbs.)	Fork Length	Center of Gravity	Outer Fork Width	Load Area Height	Wt. (lbs.)	Price Ea.
HPL536	500	36"	18"	25"	48"	175	\$1,448.00
HPL548	500	48"	24"	25"	48"	202	1,548.00
HPL136	1000	36"	18"	25"	48"	221	1,417.00
HPL148	1000	48"	24"	25"	48"	313	1,581.00
HPL236	2000	36"	18"	25"	48"	330	1,705.00
HPL248	2000	48"	24"	25"	48"	470	1,806.00
HPL336	3000	36"	18"	25"	48"	340	1,714.00
HPL348	3000	48"	24"	25"	48"	550	1,987.00
HPL436	4000	36"	18"	25"	48"	390	1,902.00
HPL448	4000	48"	24"	25"	48"	635	2,235.00
HPL648	6000	48"	24"	27"	48"	790	2,661.00
HPL848	8000	48"	24"	27"	48"	860	3,062.00

Portable Jibs

- 250 lb. to 1000 lb. capacities.
- 8', 10' and 12' heights under beam.

Innovative design eliminates the need for costly site preparation. Steel base provides solid stability and ballast, without additional installation requirements. Simple and easy to transport, and store, with a fork truck. Not limited to ground floor applications. No traditional concrete footing required, eliminating conventional jib location restrictions while gaining portability and versatility for multiple industrial or non-industrial uses. Fork pockets are 3½" x 7½" except models HPBB186, HPBB1106 and HPBB1126 which have 3" x 7" fork pockets. Not to be used as a forklift attachment. FOB Shipping Point.



PORTABLE JIBS																
Cap. (lbs.)	Beam Length	I-Beam Height	DIMENSIONS					8' Height Under Beam			10' Height Under Beam			12' Height Under Beam		
			Base Height	Fork Pocket Centers	Base Dim.	Flange Width	Product No.	Wt. (lbs.)	Price Ea.	Product No.	Wt. (lbs.)	Price Ea.	Product No.	Wt. (lbs.)	Price Ea.	
250	6'	5"	4"	26"	48"	3.00"	HPBB2586	2194	\$4,600.00	HPBB25106	2223	\$4,635.00	HPBB25126	2253	\$4,671.00	
250	8'	5"	4"	26"	48"	3.00"	HPBB2588	2222	4,624.00	HPBB25108	2243	4,659.00	HPBB25128	2273	4,694.00	
250	10'	5"	6"	26"	48"	3.00"	HPBB25810	3508	6,097.00	HPBB251010	3537	6,132.00	HPBB251210	3567	6,167.00	
250	12'	5"	7"	26"	48"	3.00"	HPBB25812	4172	6,867.00	HPBB251012	4201	6,902.00	HPBB251212	4231	6,937.00	
250	14'	6"	8"	26"	48"	3.33"	HPBB25814	4866	7,490.00	HPBB251014	4895	7,622.00	HPBB251214	4925	7,657.00	
500	6'	5"	6"	26"	48"	3.00"	HPBB586	3514	6,122.00	HPBB5106	3544	6,168.00	HPBB5126	3573	6,214.00	
500	8'	5"	7"	26"	48"	3.00"	HPBB588	4178	6,869.00	HPBB5108	4208	6,938.00	HPBB5128	4237	6,985.00	
500	10'	5"	9"	26"	48"	3.00"	HPBB5810	5479	8,325.00	HPBB51010	5509	8,371.00	HPBB51210	5538	8,417.00	
500	12'	6"	6"	26"	60"	3.33"	HPBB5812	5723	8,483.00	HPBB51012	5762	8,550.00	HPBB51212	5800	8,483.00	
1000	6'	6"	4"	26"	60"	3.33"	HPBB186	3812	6,423.00	HPBB1106	3850	6,489.00	HPBB1126	3889	6,422.00	
1000	8'	6"	6"	26"	60"	3.33"	HPBB188	5673	8,428.00	HPBB1108	5711	8,494.00	HPBB1128	5750	8,427.00	



JIB CRANES



Lift-Master TELESCOPING JIB CRANE

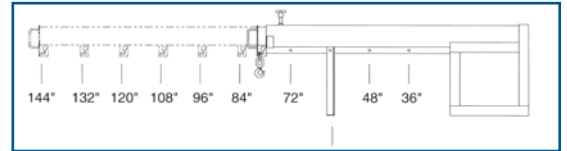
- Precision engineering features enable lifting of 4,000 loads.
- Infinitely adjustable reach between 80" retracted and 144" extended.

Features self-storing design, infinitely adjustable locking screw, welded handle, safety chain and boom travel limiting bar. Built in rise of 2' for extra lift height. Safety restraint. FOB Shipping Point.

HLM-1T-4-24 4000 lb. Capacity Wt. 434 (lbs.) Price Ea. \$1,015.00
 HLM-1T-6-24 6000 lb. Capacity. Wt. 480 (lbs.) Price Ea. \$1,378.00

Hook Position	MAXIMUM SINGLE HOOK CAPACITIES*									
	36"	48"	60"	72"	84"	96"	108"	120"	132"	144"
4000 lbs. Capacity	4000	3750	3500	3250	3000	2750	2500	2250	2000	1750
6000 lbs. Capacity	6000	5000	4500	4000	3500	3000	2600	2300	2000	1800

* Attaining maximum capacities depends upon the size and weight capacity of your fork lift truck.



Orbit Telescoping JIB CRANE


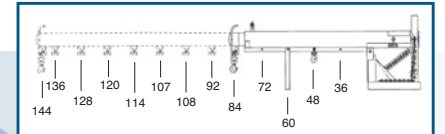

- Easy, safe way to transport heavy, awkward loads.
- Extends up to 12' -- perfect for long items.

Built solid for 4000 lb. use. Features 6 vertical adjustment positions adding 2½' to 8½' of working height. 10 different hook positions on 12" centers for maximum flexibility in congested areas. One man operation thanks to unique counter-balanced system and features a spring loaded detent. Snap latch swivel hooks and safety restraint. FOB Shipping Point.

HLM-OBT-4-24 4,000 lb. Capacity Wt. 433 (lbs.) Price Ea. \$1,436.00
 HLM-OBT-6-24 6000 lb. Capacity. Wt. 476 (lbs.) Price Ea. \$1,799.00

Product No.	144"	132"	120"	108"	96"	84"	72"	60"	48"	36"
HLM-OBT-4-24	1750	2000	2250	2500	2750	3000	3250	3500	3750	4000
HLM-OBT-6-24	1800	2000	2300	2600	3000	3500	4000	4500	5000	6000

Maximum Single Hook Capacities*



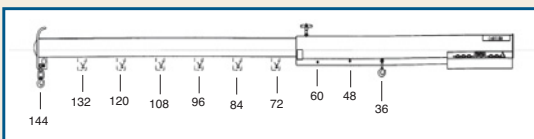

Adjustable Spreader Beams

- Safely pick up uneven loads and keep them level.
- Spread can range from 8" to 72" in 4" increments.

Center clevis can be adjusted in 4" increments. Clevis slides between two 5" channels. Blue in color. FOB Shipping Point.

Product No.	Cap. (lbs.)	Spread Min.	Spread Max.	Upper Bail W x L	Lower Bail W x L	Headroom	Wt. (lbs.)	Price Ea.
HSBM-25	2500	8"	6'	2½ x 5"	1½ x 4½"	15¾"	146	\$542.00
HSBM-40	4000	16"	6'	3 x 5½"	2 x 4"	16¼"	170	683.00
HSBM-80	8000	16"	8'	4 x 7¾"	3 x 5¼"	23¼"	220	1,037.00


Additional upper and lower balls available.



Polyester Lifting Slings

- Double-ply slings for medium to heavy-duty lifting.
- Temperature rated up to 194°F.

Type III style has fabric ends and flat tapered eyes at both ends. Can be used for all hitch types. Meet DIN-En 1492-1, ANSI standard B30.9 and OSHA requirements. FOB Shipping Point.



Product No.	Straight Lift Cap. (lbs.)	Width	Color	REINFORCED FABRIC LOOP ENDS - TYPE III Length Of Sling			
				4'	6'	8'	10'
HSL-2-F-(length)	2000	1"	Purple	\$12.00	\$17.00	\$20.00	\$23.00
HSL-4-F-(length)	4000	2"	Green	21.00	30.00	38.00	49.00
HSL-6-F-(length)	6000	3"	Yellow	30.00	38.00	54.00	58.00

The Econo-Telescoping Boom

- Rugged construction features for a safe and economical way to move heavy loads.
- Extends up to 12' and comes with an infinitely adjustable locking screw.

FOB Shipping Point.
 HLM-EBT-4-24 4000 lb. Capacity Wt. 333 (lbs.) Price Ea. \$799.00
 HLM-EBT-6-24 6000 lb. Capacity Wt. 377 (lbs.) Price Ea. \$1,162.00

Hook Position	MAXIMUM SINGLE HOOK CAPACITIES*									
	36"	48"	60"	72"	84"	96"	108"	120"	132"	144"
4000 lbs. Capacity	4000	3750	3500	3250	3000	2750	2500	2250	2000	1750
6000 lbs. Capacity	6000	5000	4500	4000	3500	3000	2600	2300	2000	1800

* Attaining maximum capacities depends upon the size and weight capacity of your fork lift truck.

VERSATILE JIBS



Winch Operated Truck Jib Crane

- Installed in pick up truck box, this winch operated jib crane lifts loads up to 1000 lbs.
- Lift items from ground to truck bed height, then rotate into cargo area.

Includes telescopic boom design with manual hydraulic hand pump to pivot boom up and down. Manual cable winch to lift and lower loads. Unit comes with one grab hook, one chain slot lock and one sling hook with latch. Mounting plate measures 10 1/2" x 10 1/2". FOB Shipping Point.




WINCH OPERATED TRUCK JIB CRANE						
Product No.	Boom	Capacity (lbs.)	Reach	Adjustable Height	Wt. (lbs.)	Price Ea.
HWTJ-2	Extended	500	49 3/4"	0-105"	135	\$277.00
	Retracted	1000	32 3/4"	13"-90 1/2"		

Work Area Portable Gantry Cranes

- Designed to maximize material handling requirements in light-duty lifting applications.
- Rugged all-welded steel construction.

Lightweight design allows for easy mobility. Smooth rolling on 4 poly-on-steel swivel casters with brake. Straddle width is 68" and base width is 48". Powder coat finish. Hoist and trolley can be ordered separately. FOB Shipping Point.

WORK AREA PORTABLE GANTRY CRANES						
Product No.	Under I-Beam to Ground	I-Beam Flange x L	Cap. (lbs.)	Wt. (lbs.)	Price Ea.	
HFGP-3	90"	2.66 x 4"	300	251	\$832.00	
HFGP-6	90"	2.66 x 4"	600	259	862.00	
HFGP-10	90"	2.66 x 4"	1000	327	1,136.00	
HFGP-20	90"	4 x 6"	2000	329	1,450.00	



Poly-on-Steel Caster with Brake




Bolt together installation

Multi-Station Transportable Jib Crane

- Rugged welded steel construction.

Designed for use in multiple locations, includes jib crane and one base socket. Extra base sockets may be purchased for use in other locations. Friction brake design allows positive locking and controlled rotation of heavy loads. 360° continuous rotation of heavy loads. Handles most applications up to 1,000 uniform lbs. and up to 120" radius reach. Standard 6" high I-beam with 3" flange width. Hoist and trolley sold separately. FOB Shipping Point.



MULTI-STATION TRANSPORTABLE JIB CRANE						
Product No.	Overall I Beam Span	Overall Height	Usable Uniform Height	Cap. (lbs.)	Wt. (lbs.)	Price Ea.
HJIB-P-10-6-6	6'	7'1"	6'	1000	603	\$1,635.00
HJIB-P-10-6-8	6'	9'1"	8'	1000	701	1,722.00
HJIB-P-10-6-10	6'	11'1"	10'	1000	731	1,813.00
HJIB-P-10-8-6	8'	7'1"	6'	1000	606	1,679.00
HJIB-P-10-8-8	8'	9'1"	8'	1000	683	1,769.00
HJIB-P-10-8-10	8'	11'1"	10'	1000	773	1,862.00
HJIB-P-10-10-6	10'	7'1"	6'	1000	710	1,846.00
HJIB-P-10-10-8	10'	9'1"	8'	1000	790	1,936.00
HJIB-P-10-10-10	10'	11'1"	10'	1000	805	2,028.00


HJIB-P-B Extra base socket, 36"H with 17" x 17" base, Wt. 145 (lbs.) Price Ea. \$582.00

Lifter Jibs

- Easily lift items from the ground to the van floor height then rotate into cargo area.

Hand crank winch is standard -- powered winch optional. Van floor to raised hook height is 38". Swing reaches 0" minimum to 38 1/2" maximum. A back and time saver. FOB Shipping Point.

LIFTER JIBS					
Product No.	Overall Height	Mounting Plate	Cap. (lbs.)	Wt. (lbs.)	Price Ea.
HVAN-J	46 1/2"	8 x 8"	400	143	\$511.00



Mini Overhead Cantilever Jib

- Unique design allows for outriggers to be mounted underneath a work bench.
- Ideally suited for work cells and work areas.

Easily lift items from cart to workbench. Dependable all steel construction. Straddle width is 47 3/4" inside dimension. Usable I-Beam length is 54". Durable Blue powder coat finish. Hoist and trolley is sold separately. FOB Shipping Point.

MINI-OVERHEAD CANTILEVER JIB						
Product No.	Under I-Beam to Ground	I-Beam Flange x Height	Overall Height	Cap. (lbs.)	Wt. (lbs.)	Price Ea.
HCJIB-3	84"	2.66 x 4"	106 3/4"	300	212	\$596.00
HCJIB-6	84"	2.66 x 4"	106 3/4"	600	310	633.00
HCJIB-10	78 1/2"	4 x 6"	103 3/4"	1000	496	802.00
HCJIB-20	78 1/2"	4 x 6"	103 3/4"	2000	512	897.00

Power Lift Jib Cranes

- 12V DC & 115V 1-Phase AC Standard.

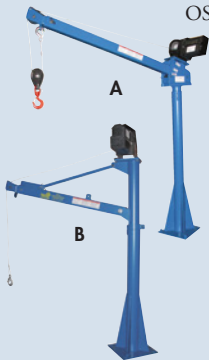
Designed for material handling applications on docks, in warehouses or in truck beds. Choose either 12V DC, 1 HP with 6 foot removable pendant control, plug-in pendant control or 115V AC 1/2 HP with fingertip switch to raise and lower hook. Meets ANSI and OSHA specifications. 12" x 12" mounting plate. Units are not

rated for overhead lifting applications. Call for pricing if overhead lifting is required.

A) Intermittent use cranes feature rotation hand brakes that offer unlimited 360° positioning. Mast mounts permanently. Boom adjusts in 12" increments and can be positioned at 4 elevations. DC models include 46' of 3/8" aircraft grade wire rope with swivel hook and safety latch while AC units feature 25' of 1/2" cable. Folds for storage.

B) The economical answer to your material handling problems. Offers light duty, intermittent use. Up to 1,500 lbs. uniform capacity at 36" boom extension. 360° locking manual rotation, 25' of 1/2" cable with swivel snatch block and safety latch on AC units, 46' of 3/8" cable on DC units. FOB Shipping Point.

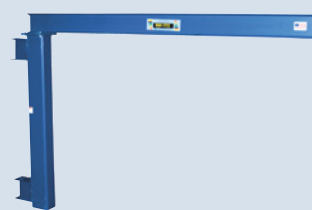
POWER LIFT JIB CRANES							
Item	Product No.	Operation	Uniform Cap.	Boom Reach	Boom Height	Wt. (lbs.)	Price Ea.
A	HWTJ-20-3-DC	12V DC	2000	40 to 63"	59 1/2" to 95 1/2"	243	\$2,807.00
A	HWTJ-20-4-DC	12V DC	2000	52 to 87"	59 1/2" to 106"	260	2,923.00
A	HWTJ-20-3-AC	115V AC	2000	40 to 63"	59 1/2" to 95 1/2"	280	3,483.00
A	HWTJ-20-4-AC	115V AC	2000	52 to 87"	59 1/2" to 106"	275	3,604.00
B	HWTJ-E-15-3-DC	12V DC	1500	43 to 66"	47 to 73 3/4"	213	2,247.00
B	HWTJ-E-15-3-AC	115V AC	1500	43 to 66"	47 to 73 3/4"	223	2,858.00



Wall Jibs For Low Ceilings

Designed to assist workers in the maneuvering of materials as well as achieving maximum headroom where low ceilings are of concern. This cantilever style mounts to true vertical wall members. Increase personnel productivity by lifting awkward material capacities. The overall I-beam length is 88" with a usable length of 80". Hoist and trolley is sold separately. FOB Shipping Point.

WALL JIBS						
Product No.	Under I-Beam to Ground	I-Beam Flange x Height	Overall Height	Cap. (lbs.)	Wt. (lbs.)	Price Ea.
HJIB-LC-3	57"	2.66" x 4"	61"	300	304	\$737.00
HJIB-LC-6	57"	4" x 6"	63"	600	328	757.00
HJIB-LC-10	57"	4" x 6"	63"	1000	332	788.00
HJIB-LC-20	57"	4" x 8"	65"	2000	405	923.00



JIBS & GANTRY CRANES



Quick Install MANUAL TROLLEY

- Quick installing trolley is dependable, easy and safe to use.

Designed to easily adjust to the width of virtually any S, H, W, and M type I-beam. Width is adjusted with manual screw mechanism. Includes locking ring to prevent trolley width from changing accidentally. Manual screw mechanism may also be tightened to prevent trolley from moving (similar to a

Beam Clamp). Each Trolley includes four rollers with sealed bearings for long life. A lifting eye is located at the bottom of the trolley for attaching a hoist (sold separately). Steel construction and painted finish. FOB Shipping Point.

QUICK INSTALL MANUAL TROLLEY					
Product No.	Cap. (lbs.)	Fits Beam Flange Width	Headroom	Wt. (lbs.)	Price Ea.
HQIT-1	1,000	3 to 5"	6 3/4"	13	\$116.00
HQIT-2	2,000	3 to 5"	8 3/4"	14	127.00
HQIT-4	4,000	3 to 7 1/2"	10"	17	178.00
HQIT-6	6,000	3 to 7 1/2"	10 3/4"	43	231.00
HQIT-8	8,000	4 to 11 3/4"	13 3/8"	68	290.00
HQIT-10	10,000	4 to 11 3/4"	13 3/8"	68	362.00

Manual Chain Hoist

- Maximum convenience with minimum maintenance.
- Features enclosed double ratchet pawls with self-adjusting disc brake.

Superior safety factory rated 4 times capacity. Very low headroom. Tested at 150% rated capacity. Grade 80 black chain tempered to ISO 3077. Galvanized pull chain.

Hardened 2-stage gears and hardened pinions supporting roller bearing shears. Manufactured to ISO 9002 Standards. Capacities available up to 4,000 lbs. -- contact dealer for details. Meets ASME B30.16 Standards. FOB Shipping Point.



MANUAL CHAIN HOIST				
Product No.	Cap. (lbs.)	Lift	Headroom	Price Ea.
HHCH-1-10	1000	10'	11"	\$113.00
HHCH-1-15	1000	15'	11"	132.00
HHCH-1-20	1000	20'	11"	150.00

Economy Lever Hoists

- Features free wheeling chain in neutral position to quickly take up chain slack.
- Completely enclosed Weston-Type brake.

Deformation indicators on throat opening of both hooks for increased safety. Drop forged hooks have durable latches and swivel 360°. Alloy steel chain for increased strength. Hardened pinions supported roller bearing sleeves. Written test certificate for 150% of rated capacity included. Handle length is 11". Also available in 3000 & 6000 lb. capacities -- contact dealer for details. FOB Shipping Point.

ECONOMY LEVER HOISTS					
Product No.	Cap. (lbs.)	Lift	Min. Distance Between Hooks	Wt. (lbs.)	Price Ea.
HELH-15-5	1500	5'	12.8"	15	\$153.00
HELH-15-10	1500	10'	12.8"	22	174.00
HELH-15-20	1500	20'	12.8"	23	193.00

Adjustable & Fixed Steel Gantry Cranes

- Solid steel construction will provide years of service.
- Large diameter casters will facilitate easy mobility from one workstation to another.
- Painted Royal Blue. Shipped KD. Hoist and Trolley available. FOB Shipping Point.
- Adjustable in 6" increments on adjustable models.
- 4 position 8" swivel casters standard.
- Designed to be portable. Do not move units while loaded.

ADJUSTABLE HEIGHT STEEL GANTRY CRANES

Product No.	Cap. (lbs.)	Beam Length*	Beam Height	Under I-Beam Height	Base Width	Wt. (lbs.)	Price Ea.
HAHS-2-10-12	2000	10'	6"	7'6"-12'	77"	750	\$2,133.00
HAHS-2-10-14	2000	10'	6"	8'6"-14'	89"	734	2,354.00
HAHS-2-15-12	2000	15'	6"	7'6"-12'	77"	661	2,346.00
HAHS-2-15-14	2000	15'	6"	8'6"-14'	89"	748	2,508.00
HAHS-2-20-12	2000	20'	8"	7'6"-12'	77"	661	2,484.00
HAHS-2-20-14	2000	20'	8"	8'6"-14'	89"	748	2,708.00
HAHS-4-10-12	4000	10'	8"	7'6"-12'	77"	661	2,284.00
HAHS-4-10-14	4000	10'	8"	8'6"-14'	89"	748	2,474.00
HAHS-4-15-12	4000	15'	8"	7'6"-12'	77"	661	2,503.00
HAHS-4-15-14	4000	15'	8"	8'6"-14'	89"	748	2,923.00
HAHS-4-20-12	4000	20'	8"	7'6"-12'	77"	670	3,093.00
HAHS-4-20-14	4000	20'	8"	8'6"-14'	89"	748	3,297.00
HAHS-6-10-12	6000	10'	8"	7'7"-12'11"	78"	728	2,358.00
HAHS-6-10-14	6000	10'	8"	8'7"-14'11"	90"	870	2,546.00
HAHS-6-15-12	6000	15'	10"	7'7"-12'11"	78"	731	2,761.00
HAHS-6-15-14	6000	15'	10"	8'7"-14'11"	90"	862	3,002.00
HAHS-6-20-12	6000	20'	10"	7'7"-12'11"	78"	731	3,062.00
HAHS-6-20-14	6000	20'	10"	8'7"-14'11"	90"	862	3,304.00
HAHS-8-10-12	8000	10'	10"	7'7"-12'11"	77"	838	2,609.00
HAHS-8-10-14	8000	10'	10"	8'7"-14'11"	90"	939	2,788.00
HAHS-8-15-12	8000	15'	10"	7'7"-12'11"	77"	833	2,868.00
HAHS-8-15-14	8000	15'	10"	8'7"-14'11"	90"	939	3,107.00
HAHS-8-20-12	8000	20'	12"	7'7"-12'11"	77"	904	3,562.00
HAHS-8-20-14	8000	20'	12"	8'7"-14'11"	90"	939	3,784.00

FIXED HEIGHT STEEL GANTRY CRANES

Product No.	Cap. (lbs.)	Beam Length	Beam Height	Under I-Beam To Ground	Base Width	Wt. (lbs.)	Price Ea.
HFHS-50	500	8'	4"	5'9"	46 1/2"	512	\$925.00
HFHS-2-10	2000	10'	6"	10'	64 1/2"	560	1,109.00
HFHS-2-15	2000	15'	6"	10'	64 1/2"	560	1,239.00
HFHS-2-20	2000	20'	6"	10'	64 1/2"	560	1,558.00
HFHS-4-10	4000	10'	6"	10'	64 1/2"	562	1,293.00
HFHS-4-15	4000	15'	8"	10'	64 1/2"	562	1,475.00
HFHS-4-20	4000	20'	8"	10'	64 1/2"	562	2,170.00

* Deduct 12" for distance between uprights.

STEEL GANTRY CRANE OPTIONS

Product No.	Description	Price Ea.
HAHS-KIT	2-Come-a-longs for height adjustment (not for lifting)	\$105.00
HAHS-2/4-TLC	Total locking casters for 2,000 & 4,000 lb. units	304.00
HAHS-6/8-TLC	Total locking casters for 6,000 & 8,000 lb. units	606.00

ALUMINUM GANTRY CRANE OPTIONS

Product No.	Description	Price Ea.
HAHA-KIT	2-Come-a-longs for height adjustment (not for lifting)	\$103.00
HAHA-2/4-TLC	Total locking casters for 2,000 & 4,000 lb. units	370.00

Aluminum Gantry Cranes

Ideal for use in multiple or remote locations. These units are unaffected by weather and/or wet conditions. Provides safe, one-person lifting of heavy equipment in a variety of work sites. Its lightweight design enables for quick assembly and knockdown. The welded aluminum cranes have adjustable I-beams for an infinite number of span settings, plus 2 adjustable height uprights. Includes 4 position swivel locks for secure placement. Hoist and Trolley available. FOB Shipping Point.



ADJUSTABLE HEIGHT ALUMINUM GANTRY CRANES

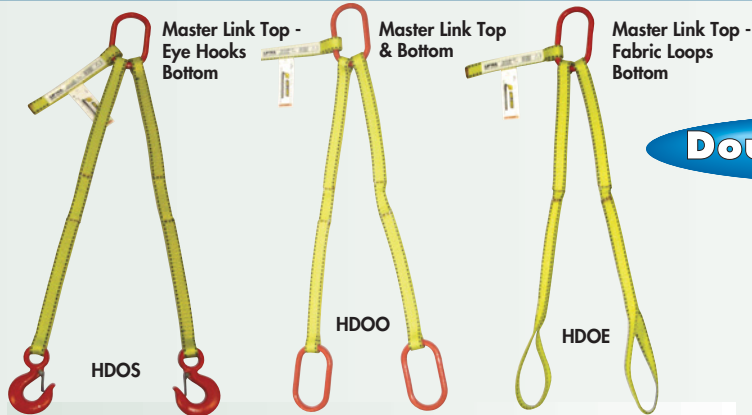
Product No.	Cap. (lbs.)	Beam Length*	Height	Clear Under Beam	Wt. (lbs.)	Price Ea.
HAHA-2-8-10**	2000	8'	6"	7'8"-10'2"	229	\$2,921.00
HAHA-2-8-12**	2000	8'	6"	9'6"-12'	254	3,066.00
HAHA-2-10-10**	2000	10'	6"	7'8"-10'2"	233	3,030.00
HAHA-2-10-12**	2000	10'	6"	9'6"-12'	302	3,191.00
HAHA-2-12-10	2000	12'	8"	7'8"-10'2"	274	3,563.00
HAHA-2-12-12	2000	12'	8"	9'6"-12'	286	3,739.00
HAHA-4-8-10	4000	8'	8"	7'8"-10'2"	292	4,014.00
HAHA-4-8-12	4000	8'	8"	9'6"-12'	301	4,244.00
HAHA-4-10-10	4000	10'	8"	7'8"-10'2"	307	4,686.00
HAHA-4-10-12	4000	10'	8"	9'6"-12'	349	5,078.00
HAHA-4-12-10	4000	12'	8"	7'8"-10'2"	325	4,967.00
HAHA-4-12-12	4000	12'	8"	9'6"-12'	350	5,372.00

(4)-8" 4 position swivel lock casters standard.

*Usable distance between uprights is overall beam length minus 18".

**Usable trolley travel length is overall beam length minus 24".

LIFTING SLINGS



Double-Leg SLINGS



BUILT FOR EXTRA STRENGTH, wear resistance, and flexibility.

- These strong webbing slings ensure worry-free lifting of heavy loads. Polyester standard. Nylon available - contact dealer for pricing.
- All fittings are tough alloy steel...all hooks supplied with safety latches.
- Angles measured from horizontal (at load).
- Three styles to choose from. FOB Shipping Point.

Product No.	60°	Capacity (lbs.) 45°	30°	Min. Base Length	Base 3' Price	Adder Per Ft.
HDOS-191-IP	2770	2260	1600	3'	\$94.42	\$2.05
HDOS-291-IP	5540	4520	3200	3'	105.40	4.54
HDOS-292-IP	11090	9050	6400	3'	186.12	8.00
HDOO-191-IP	2770	2260	1600	3'	112.31	2.05
HDOO-291-IP	5540	4520	3200	3'	132.34	4.54
HDOO-292-IP	11090	9050	6400	3'	233.78	8.00
HDOE-191-IP	2770	2260	1600	3'	59.18	2.05
HDOE-291-IP	5540	4520	3200	3'	70.49	4.54
HDOE-292-IP	11090	9050	6400	3'	119.31	8.00

Minimum order of \$25.00 for items on this page.

Lifting WEBBING SLINGS

- Pro-Edge® is the new "standard" for the web.
- These strong webbing slings ensure worry-free lifting of heavy loads. Polyester standard. Nylon available - contact dealer for pricing.
- Extremely strong and wear-resistant, yet soft enough to handle even delicate surfaces.

A) Eye and Eye Sling

- A popular sling that handles many applications. Eyes pass easily through one another to form a choker hitch.

Pro-Edge® is 50% tougher than standard webbing. The edges are made with high tenacity twisted tire-cord yarns. It is a scientific fact that twisted yarns are more resistant to cutting and abrasion than untwisted yarns. Since these twists are part of the yarn construction, the cut and abrasion resistance properties of the yarn will not go away after standard wear. Pro-Edge® maintains its strength far longer than most other webbings. Superior abrasion resistance is achieved by controlling the shrink process through a special heat-setting process. This is the same process that produces exceptional abrasion resistance in the manufacture of seat belts. Most other webbings do not use a special heat-setting process but instead dry the webbing using blowers...resulting in less uniform elongation of fibers. Simply put there is not a higher quality "standard" webbing available on the market. Polyester standard. Nylon available -- contact dealer for pricing. All slings are measured end to end including eyes and/or hardware. FOB Shipping Point.

Sling Width	Ply	Eye Length	A) EYE AND EYE SLING DOMESTIC			IMPORT				
			Rated Capacity (lbs.) Vertical	Basket	Product No.	3' Base Price Ea.	Adder Price/Ft.	Product No.	4' Base Price Ea.	2' Adder Price/Ft.
1"	1	9"	1600	3200	HEE1-91PD	\$9.58	\$0.76	HEE1-91PI	\$9.15	\$0.67
2"	1	9"	3200	6400	HEE1-92PD	14.30	1.38	HEE1-92PI	13.87	1.22
3"	1	9"	4800	9600	HEE1-93PD	22.84	2.28	HEE1-93PI	22.21	2.02
4"	1	12"	6400	12800	HEE1-94PD	30.69	2.75	HEE1-94PI	29.58	2.43
1"	2	9"	3200	6400	HEE2-91PD	12.14	1.64	HEE2-91PI	12.18	1.45
2"	2	9"	6400	12800	HEE2-92PD	18.76	2.86	HEE2-92PI	19.12	2.52
3"	2	12"	9300	18600	HEE2-93PD	29.34	4.66	HEE2-93PI	30.07	4.13
4"	2	12"	11500	23000	HEE2-94PD	35.89	5.91	HEE2-94PI	36.96	5.23

B) Endless Sling

- For heavy-duty use...load contact varies along the sling, adding to sling life. Long-wearing.

Sling Width	Ply	Eye Length	B) ENDLESS SLING DOMESTIC			IMPORT				
			Rated Capacity (lbs.) Vertical	Basket	Product No.	3' Base Price Ea.	Adder Price/Ft.	Product No.	4' Base Price Ea.	2' Adder Price/Ft.
1"	1	9"	3200	6400	HEN1-91PD	\$8.99	\$1.52	HEN1-91PI	\$9.29	\$1.34
2"	1	9"	6400	12800	HEN1-92PD	14.21	2.82	HEN1-92PI	15.06	2.49
3"	1	9"	8600	17200	HEN1-93PD	22.09	4.53	HEN1-93PI	23.53	4.00
4"	1	12"	11500	23000	HEN1-94PD	27.41	5.59	HEN1-94PI	29.18	4.94
1"	2	9"	6200	12400	HEN2-91PD	17.96	3.24	HEN2-91PI	18.75	2.87
2"	2	9"	12200	24400	HEN2-92PD	27.90	5.69	HEN2-92PI	29.69	5.03
3"	2	12"	16300	32600	HEN2-93PD	42.41	9.46	HEN2-93PI	45.87	8.37
4"	2	12"	20700	41400	HEN2-94PD	51.79	11.86	HEN2-94PI	56.28	10.49

C) Reversed Eye Slings

- Extra-wear fabric adds strength and durability. Resists abrasion and penetration. Designed for those tough jobs.

Sling Width	Product No.	Eye Length	Rated Capacity (lbs.) Vertical	Basket	Base Price 3' Ft.	Adder Per Ft.
2"	HRE1-92P	9"	4600	9200	34.60	5.63
2"	HRE2-92P	12"	7700	15400	40.26	8.16
6"	HRE1-96P	14"	12000	24000	86.10	14.47
6"	HRE2-96P	18"	17400	34800	94.92	21.17

D) Wide Cargo Slings

- Adds load stability and capacity, when lifting extra-wide and awkward loads. Designed as a basket hitch.

Sling Width	Product No.	Eye Length	Rated Capacity (lbs.) Basket Hitch	Min. Length	Base Price 3' Ft.	Adder Per Ft.
6"	HCIE 293P	12"	18600	3'	48.62	8.75
8"	HCIE 294P	12"	24800	4'	56.69	10.25
12"	HCIE 296P	14"	37200	5'	87.34	15.40
18"	HCIE 396P	24"	37200	8'	108.23	23.02

SLINGS & TIE DOWNS

A) Roundup Round Slings

- Designed especially for easy use and durability.
- Chokes much better than standard slings and releases easier.

Made of 100% polyester fiber in an endless or continuous loop. Double covered sling has superior strength and durability. Lightweight and easy to handle, store, and clean. Provides excellent resistance to ultra-violet rays and resists many acids (not alkalis). All slings are measured end to end including eyes and or hardware. FOB Shipping Point.

Product No.	Dia.	Color	Rated Capacity (lbs.)			Base Price 3 Ft.	Adder Per Ft.
			Vertical	Choke	Vet. Basket		
HENR1PD	0.62"	Purple	2600	2100	5200	\$10.64	\$2.57
HENR2PD	0.87"	Green	5300	4200	10600	12.72	3.50
HENR3PD	1.12"	Yellow	8400	6700	16800	17.04	4.60
HENR4PD	1.12"	Tan	10600	8500	21200	19.28	5.29
HENR5PD	1.37"	Red	13200	10600	26400	25.09	7.07
HENR7PD	1.62"	Blue	21200	17000	42400	34.54	10.17

B) Cargo-Bridle Eye

- Extra-wide design for safe and even load distribution.
- Perfect for light to medium weight loads.

Eyes are 1" wide to fit small hoist hooks. Durable polyester material construction standard. Nylon available - contact dealer for pricing. FOB Shipping Point.

Product No.	Sling Width	Eye Length	Min. Sling Length	Rated Cap. (lbs.) Basket Hitch	Base 3' Price	Adder Per Ft.
HCBE-880P	8"	6"	3'	8000	61.80	9.74
HCBE-1280P	12"	12"	4'	8000	69.88	14.75
HCBE-16100P	16"	12"	4'	10000	82.02	20.65
HCBE-18100P	18"	12"	4'	10000	85.29	19.85
HCBE-24100P	24"	18"	5'	10000	113.28	30.69

C) General Purpose 1" Tie-Downs

- Perfect securing device for pick-up trucks, or even around the warehouse or plant.
- 1" wide polyester webbing holds loads from 400 to 1400 lbs.

Features easy and smooth operating ratchet assembly. Three styles are available. FOB Shipping Point.

Product No.	End Fittings	Standard Working Length	Working Load Cap. (lbs.)	Base Price 12 Ft.	Adder Per Ft.
H91103	Wire hooks	12'	1000	17.69	0.38
H91105	Endless	12'	1400	14.89	0.38

D) Truck Tie Downs

- Secure truck loads safely and securely with these tough, long-wearing tie downs.
- Made of strong 2" W polyester webbing-- wear and moisture resistant.

Complete with a steel flat hook on each end. Your choice of two easy-action, super-strong ratchets. Measures 27' long. FOB Shipping Point.

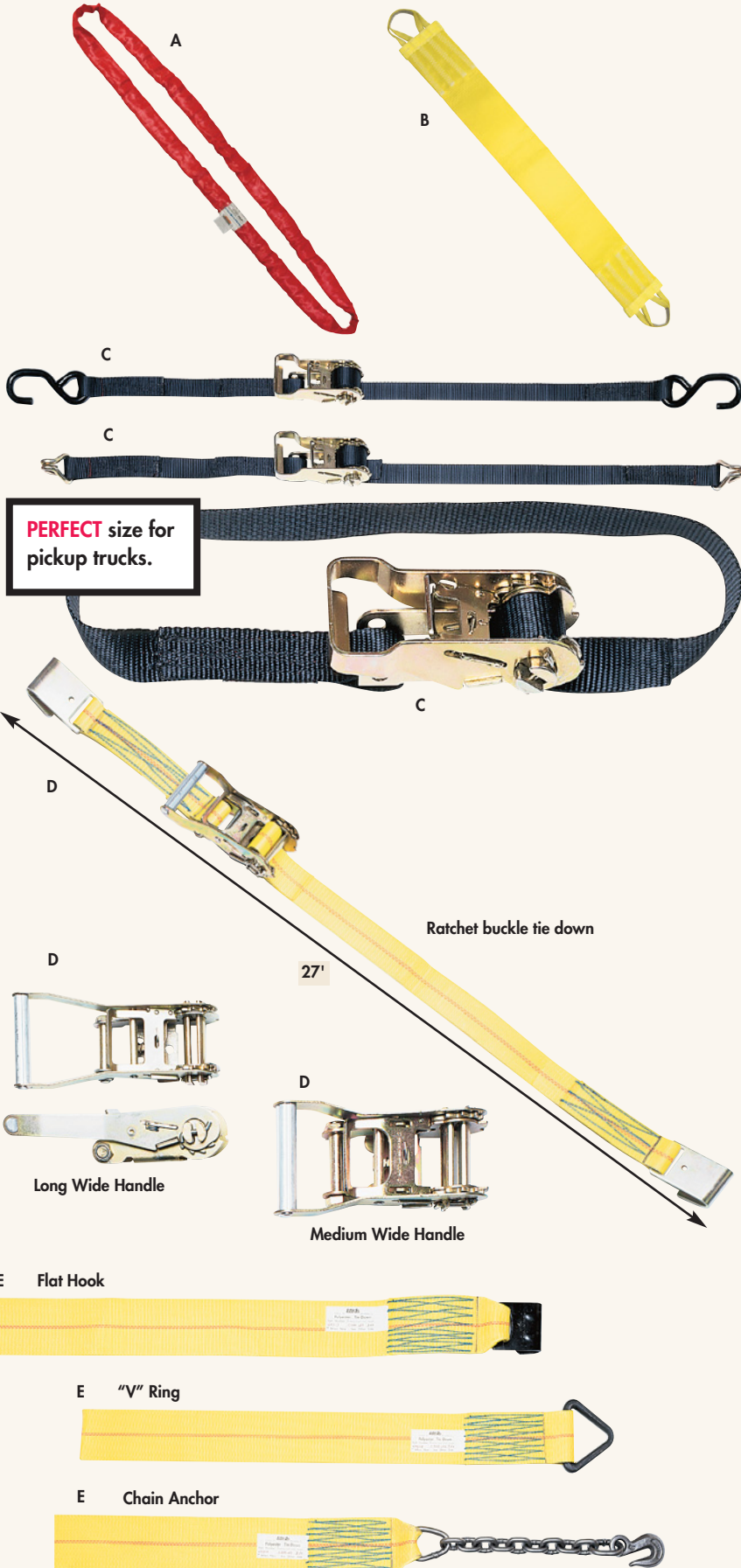
Product No.	Working Load Cap. (lbs.)	Length	Description	Price Ea.
H95303-18-27	3300	27'	Long wide handle	34.45

E) Winch Straps

Replace worn out tie-downs with these rugged all-polyester material Flat Bed Tie-Downs. Available in three types of end fittings. FOB Shipping Point.

Product No.	Width	End Fitting	Lengths	Working Load Cap. (lbs.)	California Rating*	Base Price 27 Ft.	Adder Per Ft.
H64313	4"	Flat Hook	27'	5000	12000	28.78	0.85
H64212	4"	"V" Ring	27'	5000	12000	29.83	0.85
H63314	3"	Chain Anchor	27'	4000	9000	39.40	0.71
H64314	4"	Chain Anchor	27'	5000	12000	42.46	0.85

* California Highway Patrol Rating.



PERFECT size for pickup trucks.

Ratchet buckle tie down

27'

Long Wide Handle

Medium Wide Handle

Flat Hook

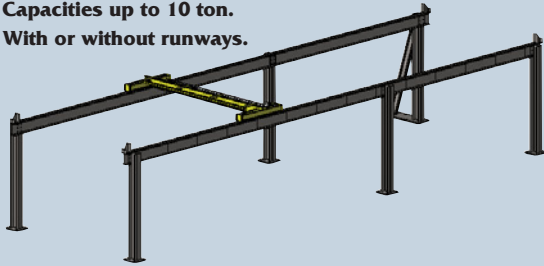
"V" Ring

Chain Anchor


HOISTS, CRANES & TROLLEYS

Bridge Crane & Runway Systems

- Top running.
- Underhung.
- Capacities up to 10 ton.
- With or without runways.



Manual, Motorized or Hand Geared are all available. Bridge crane and runway systems are your solution for versatile material handling. With the capability of moving your material in the three axis, you have the flexibility to transport, pick, or place your material anywhere within your system's limit. Call for pricing. FOB Shipping Point.



H81124ET-1/2

Bridge Crane End Truck Kits

Bridge Crane End Truck Kits (both push-type and geared-type) contain all parts needed, except the bridge beam and the trolley stop angles to build underhung, single girder crane bridges in rated loads and spans (center-to-center distance between runway beams). Yellow enamel finish. Call for geared-type and motorized end truck pricing. FOB Shipping Point.

BRIDGE CRANE END TRUCK KITS						
Product No.	Capacity (tons.)	Max. Span	Wheel Base	Runway A.S.I.	Wt. (lbs.)	Price Ea.
H81124ET-1/2	1/2	24'	32"	3-6"	156	\$7193.63
H81124ET-1	1	24'	36"	3-6"	214	888.36
H81124ET-2	2	24'	36"	3.3-6"	270	1,088.81
H81130ET-2	2	30'	42"	3.3-8"	310	1,325.32
H81136ET-3	3	36'	54"	5.5-8"	390	2,480.47

Hoists & Trolleys

A) Coffing Electric Chain Hoist

- Fingertip control to safely lift heavy industrial loads.
- Smooth, efficient, trouble-free operation.

Complete with top hooks for easy mounting. Supplied with 2-button, push button station and sufficient power cord for crane spans. Chain container now included. H-4 rated. Motors are class B insulated, H-4 duty rating. Control enclosures are designed to the intent of NEMA3R & 230/460-3-60AC voltage is available on all hoists. 115/230-1-60AC voltage is available on hoists 4,000 lb. capacity or less -- please specify. Motorized Trolleys/Low Headroom Trolleys are also available--please call. FOB Shipping Point.



FINGER TIP control.

HOIST						
Product* No.	Lift Hgt.	Cap. (lbs.)	Speed F.P.M.	H.P.	Wt. (lbs.)	Price Ea.
H93025-10	10'	250	32	1/4	65	\$1,973.99
H93025-15	15'	250	32	1/4	69	2,087.73
H93005-10	10'	500	16	1/4	65	2,082.19
H93005-15	15'	500	16	1/4	69	2,195.93
H93010-10	10'	1000	16	1/2	79	2,208.43
H93010-15	15'	1000	16	1/2	83	2,322.17
H93020-10	10'	2000	16	1	94	2,465.05
H93020-15	15'	2000	16	1	98	2,578.80
H93040-10	10'	4000	8	1	104	2,924.21
H93040-15	15'	4000	8	1	112	3,123.97

*Stock items 3 through 10 ton electric chain and wire rope hoist and trolleys also available.

B) Coffing CAH Air Hoist

- Accurate Load Spotting for Several Lifting Applications
- Ideal for use in areas with restricted space.

Aluminum housing provides strength and portability. Standard pull-cord control is a light weight and economical option for accurate control of loads. Pendant throttle upgrade available. Hoists are swivel top hook mount, with plain, geared and motor trolleys available. Heavy-duty shoe-type brake standard, with limit stops for extra safety. Options include lug suspension, pendant throttle, trolley, chain container, plated chain and spark resistant construction -- call for pricing. FOB Shipping Point.

COFFING CAH AIR HOIST						
Product No.	Capacity lbs.	Tons	Lift Speed	Headroom (in)	Wt. (lbs)	Price Ea.
HCAH-0565-LC	500	1/2	65	15 1/2"	36	\$3,075.07
HCAH-1045-LC	1,000	1/2	45	15 1/2"	36	3,080.89
HCAH-2023-LC	2,000	1	23	18"	49	3,788.51
HCAH-4006	4,000	2	6	16 1/2"	110	6,007.39
HCAH-6004	6,000	3	4	24"	144	6,165.12

C) Heavy-Duty Trolley

- Smooth-rolling use for long, long service.
- Beefed-up construction features ensure safe, dependable use.

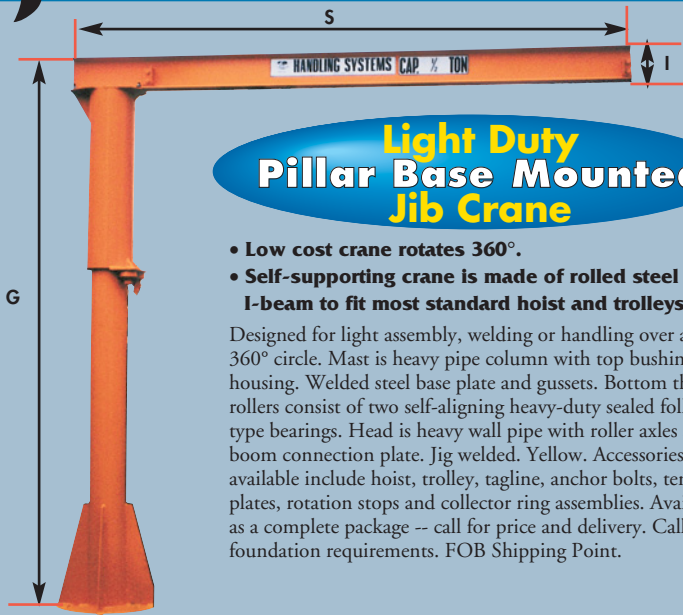
Easily adjustable...will fit the size I-beam supplied on your crane. Easily installed. FOB Shipping Point.

Product* No.	Cap. (lbs.)	Standard Beam Height	I-Beam Width	Wt. (lbs.)	Price Ea.
H91005	500	4-10"	2.66-8.045"	18	\$170.17
H91010	1000	4-10"	2.66-8.045"	18	170.17
H91020	2000	5-12"	3.00-8.045"	25	210.55
H91040	4000	6-18"	3.33-8.045"	50	330.25
H91060	6000	8-20"	4.00-8.045"	75	569.64
H91100	10000	10-24"	4.6-8.05"	170	791.73

*Stock items.



RUGGED FLOOR MOUNTED JIB CRANES



Light Duty Pillar Base Mounted Jib Crane

- Low cost crane rotates 360°.
- Self-supporting crane is made of rolled steel I-beam to fit most standard hoist and trolleys.

Designed for light assembly, welding or handling over a 360° circle. Mast is heavy pipe column with top bushing and housing. Welded steel base plate and gussets. Bottom thrust rollers consist of two self-aligning heavy-duty sealed follower type bearings. Head is heavy wall pipe with roller axles and boom connection plate. Jig welded. Yellow. Accessories available include hoist, trolley, tagline, anchor bolts, templates, rotation stops and collector ring assemblies. Available as a complete package -- call for price and delivery. Call for foundation requirements. FOB Shipping Point.

LIGHT DUTY PILLAR BASE MOUNTED JIB CRANE						
Product No.	Cap. (lbs.)	S	G	I	Wt. (lbs.)	Price Ea.
H350-25-0610	250	6'	10' 6"	6"	343	\$1,339.00
H350-25-0810	250	8'	10' 6"	6"	365	1,393.41
H350-25-1010	250	10'	10' 6"	6"	495	1,428.07
H350-25-1210	250	12'	10' 6"	6"	515	1,462.73
H350-25-1410	250	14'	10' 8"	8"	766	1,811.97
H350-50-0610	500	6'	10' 6"	6"	410	1,366.00
H350-50-0810	500	8'	10' 6"	6"	432	1,480.59
H350-50-1010	500	10'	10' 8"	8"	699	1,691.36
H350-50-1210	500	12'	10' 8"	8"	733	1,737.41
H350-50-1410	500	14'	10' 8"	8"	817	1,783.48
H350-75-0610	750	6'	10' 6"	6"	429	1,576.00
H350-75-0810	750	8'	10' 8"	8"	666	1,645.28
H350-75-1010	750	10'	10' 8"	8"	699	1,691.35
H350-75-1210	750	12'	10' 8"	8"	860	2,008.24
H350-75-1410	750	14'	10' 8"	8"	1064	2,192.20
H350-10-0610	1000	6'	10' 8"	8"	632	1,663.00
H350-10-0810	1000	8'	10' 8"	8"	666	1,731.09
H350-10-1010	1000	10'	10' 8"	8"	737	1,777.16
H350-10-1210	1000	12'	10' 8"	8"	1160	2,146.13
H350-10-1410	1000	14'	10' 10"	10"	1194	2,345.73
H350-15-0610	1500	6'	10' 8"	8"	632	1,987.21
H350-15-0810	1500	8'	10' 8"	8"	666	2,010.56
H350-15-1010	1500	10'	10' 8"	8"	998	2,109.33
H350-15-1210	1500	12'	10' 10"	10"	1138	2,281.07
H350-20-0610	2000	6'	10' 8"	8"	739	2,059.00
H350-20-0810	2000	8'	10' 8"	8"	795	2,088.55
H350-20-1010	2000	10'	10' 10"	10"	1082	2,212.67

PILLAR BASE MOUNTED JIB CRANE ACCESSORIES			
Product No.	Description	Wt. (lbs.)	Price Ea.
HTWK-25	Tight Wire Kit Festooning up to 25' span jib crane	15	\$65.60
HRS-20	Rotation Stops (size is jib specific)	10	61.51
HAB-6	Set of 6 anchor bolts up to 1" dia. (size is jib specific) (to be used if existing floor is not adequate for jib mounting.)	65	206.64
HAB-12	Set of 12 anchor bolts up to 1" dia. (size is jib specific) (to be used if existing floor is not adequate for jib mounting.)	130	394.63
HST-6H	Six Hole Steel Template	40	166.73
HST-12H	Twelve Hole Steel Template	70	226.87
HNLPD-351	No load parking device for parking crane when not in use	25	328.00
HTEC	Top Entry Collector - Continuous 360° rotation	10	722.67
HBEC	Bottom Entry Collector - Continuous 360° rotation	5	708.00
HFCC	Flat Cable Festooning System	55	Inquire

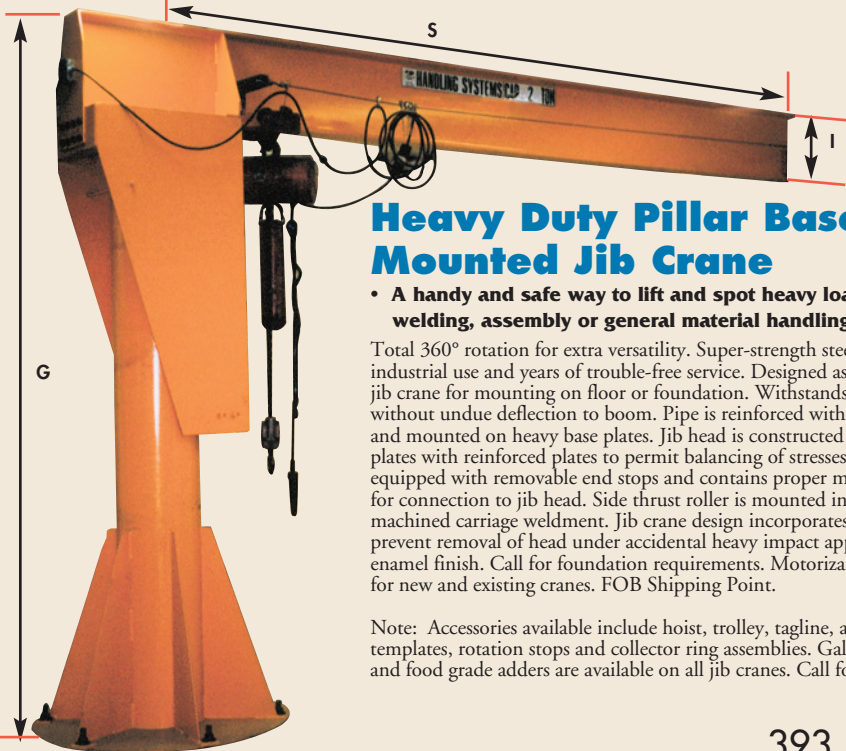
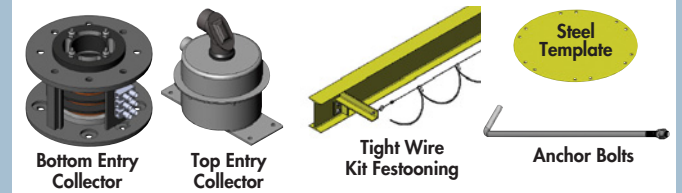

Motorized Rotation Kit For New and Existing Heavy Duty Jib Cranes

- All motorized kits are 460-3-60 voltage with single speed soft start.

Motorized Rotation Kit includes drive sprocket with torque limiter, stationary sprocket, drive chain, split ring (existing crane), drive assembly, mounting angles (existing crane), shims (existing crane), mounting hardware, field installed channel cap (existing crane), collector ring assembly, and control panel in NEMA1 enclosure. FOB Shipping Point.

Product No.	Cap. (lbs.)	Boom Span	Under Boom Height	Wt. (lbs.)	Price Ea.
HMRK-2000	2,000	Up to 20'	Up to 20'	650	\$9,908.00
HMRK-4000	4,000	Up to 20'	Up to 20'	700	9,908.00
HMRK-6000	6,000	Up to 20'	Up to 20'	775	10,437.33
HMRK-10000	10,000	Up to 20'	Up to 20'	850	11,368.00

Inquire for Motorization Kit Adder Prices. Festooning, Pendant stations, Radio remotes, Interfacing, Outdoor features, Dual speed, VFD control, Collector rings, Rotational limit switches, no load parking device. Call for pricing.



Heavy Duty Pillar Base Mounted Jib Crane

- A handy and safe way to lift and spot heavy loads for welding, assembly or general material handling.

Total 360° rotation for extra versatility. Super-strength steel construction for industrial use and years of trouble-free service. Designed as a self-supporting jib crane for mounting on floor or foundation. Withstands bending stresses without undue deflection to boom. Pipe is reinforced with heavy base gussets and mounted on heavy base plates. Jib head is constructed of two heavy side plates with reinforced plates to permit balancing of stresses. Girder is equipped with removable end stops and contains proper mount provisions for connection to jib head. Side thrust roller is mounted in a heavy duty machined carriage weldment. Jib crane design incorporates safety features to prevent removal of head under accidental heavy impact application. Yellow enamel finish. Call for foundation requirements. Motorization Kits available for new and existing cranes. FOB Shipping Point.

Note: Accessories available include hoist, trolley, tagline, anchor bolts, templates, rotation stops and collector ring assemblies. Galvanization, epoxy, and food grade adders are available on all jib cranes. Call for pricing.

Product No.	Cap. (lbs.)	S	G	I	Wt. (lbs.)	Price Ea.
H351-1-1012	1000	10'	12'8"	8"	1110	\$2,623.01
H351-1-1212	1000	12'	12' 10"	10"	1300	2,800.16
H351-1-1412	1000	14'	12' 10"	10"	1440	3,040.12
H351-1-1612	1000	16'	13' 0"	12"	1650	3,198.57
H351-1-1812	1000	18'	13' 9"	12"	1900	3,824.61
H351-1-2012	1000	20'	13' 3"	15"	2350	4,315.84
H351-2-1012	2000	10'	12' 10"	10"	1255	2,872.05
H351-2-1212	2000	12'	12' 10"	10"	1480	3,503.68
H351-2-1412	2000	14'	13' 0"	12"	2060	3,658.25
H351-2-1612	2000	16'	13' 3"	15"	2210	4,078.75
H351-2-1812	2000	18'	13' 3"	15"	2905	5,017.19
H351-2-2012	2000	20'	13' 3"	15"	3080	5,129.47
H351-4-1012	4000	10'	13' 0"	12"	1610	3,721.15
H351-4-1212	4000	12'	13' 3"	15"	2230	4,680.35
H351-4-1412	4000	14'	13' 3"	15"	2730	4,796.37
H351-4-1612	4000	16'	13' 6"	18"	2940	5,311.51
H351-4-1812	4000	18'	13' 6"	18"	3550	6,150.93
H351-4-2012	4000	20'	13' 6"	18"	3960	6,944.57
H351-6-1012	6000	10'	13' 3"	15"	2220	4,596.76
H351-6-1212	6000	12'	13' 3"	15"	2715	5,535.25
H351-6-1412	6000	14'	13' 6"	18"	3530	5,856.19
H351-6-1612	6000	16'	13' 6"	18"	3960	7,010.17
H351-6-1812	6000	18'	13' 8"	20"	4275	7,863.13
H351-6-2012	6000	20'	14' 0"	24"	5180	9,450.88
H351-10-1012	10000	10'	13' 6"	18"	2740	6,584.44
H351-10-1212	10000	12'	14' 6"	18"	3810	8,559.97
H351-10-1412	10000	14'	13' 8"	20"	4200	9,239.09
H351-10-1612	10000	16'	14' 0"	24"	4870	9,775.55
H351-10-1812	10000	18'	14' 0"	24"	4980	14,474.24
H351-10-2012	10000	20'	14' 0"	24"	7960	14,733.73

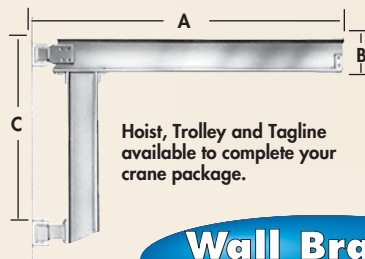
JIB CRANES



WALL BRACKET - FULL CANTILEVER Jib Crane

- Larger spans and capacities are available.
- Perfect for applications where both maximum headroom and trolley travel is required.
- Designed to be mounted on surface that has required strength and where true vertical alignment of fittings permit.
- Roller bearings are used in all fittings for ease of rotation.

Rotates 180°. Long-lasting design features high grade ductile iron castings, roller bearings, grease fitting, steel axles and cotter pins. Yellow enamel finish. FOB Shipping Point.



Hoist, Trolley and Tagline available to complete your crane package.

Product No.	1000 lbs. Capacity			Wt. (lbs.)	Price Ea.
	A	B	C		
H313-1-08*	8'	8"	4' 0"	290	\$1,027.83
H313-1-10*	10'	8"	4' 0"	325	1,069.00
H313-1-12*	12'	8"	4' 0"	360	1,110.17
H313-1-14*	14'	10"	4' 0"	515	1,316.61
H313-1-16*	16'	10"	4' 0"	570	1,376.08
2000 lbs. Capacity					
H313-2-08*	8'	8"	4' 0"	290	1,067.80
H313-2-10*	10'	10"	4' 0"	420	1,197.68
H313-2-12*	12'	10"	4' 0"	465	1,257.15
H313-2-14*	14'	12"	5' 0"	745	1,635.09
H313-2-16*	16'	12"	5' 0"	800	1,830.92
4000 lbs. Capacity					
H313-4-08*	8'	12"	5' 0"	570	1,786.12
H313-4-10*	10'	12"	5' 0"	620	1,891.28
H313-4-12*	12'	12"	5' 0"	680	1,997.49
H313-4-14*	14'	15"	6' 0"	1080	2,346.67
H313-4-16	16'	18"	6' 0"	1190	3,067.04
6000 lbs. Capacity					
H313-6-08	8'	15"	6' 0"	825	2,368.28
H313-6-10	10'	15"	6' 0"	910	2,471.21
H313-6-12	12'	15"	6' 0"	1000	2,574.13
H313-6-14	14'	18"	6' 0"	1350	2,941.24
H313-6-16	16'	18"	6' 0"	1450	3,108.63


*Stock items.

Can be Motorized -- Call for Pricing.

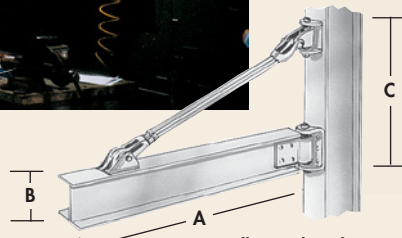
Wall Bracket TIE ROD JIB CRANE

- Larger spans and capacities are available.
- Designed to be mounted on columns or walls to obtain economical hook coverage over a 180° sweep.
- Roller bearings are used in all fittings for ease of rotation.

Equipped with roller bearings, grease fittings and steel axles with cotter pins. Heavy-duty I-beam boom is complete with removable end stops. Yellow enamel finish. Rotation Stops available -- call for pricing. FOB Shipping Point.



Crane fittings made of **HIGH GRADE DUCTILE IRON CASTINGS.**





Hoist, Trolley and Tagline available to complete your crane package.

Product No.	1000 lbs. Capacity			Wt. (lbs.)	Price Ea.
	A	B	C		
H311-1-08*	8'	6"	2' 9"	210	\$901.19
H311-1-10*	10'	6"	3' 0"	240	923.15
H311-1-12*	12'	6"	3' 9"	270	969.37
H311-1-14*	14'	6"	4' 6"	305	1,007.20
H311-1-16*	16'	6"	5' 6"	340	1,053.43
2000 lbs. Capacity					
H311-2-08*	8'	6"	2' 9"	210	902.45
H311-2-10*	10'	6"	3' 3"	240	939.23
H311-2-12*	12'	6"	4' 0"	270	995.81
H311-2-14*	14'	8"	4' 9"	405	1,111.80
H311-2-16*	16'	8"	5' 6"	431	1,159.89
4000 lbs. Capacity					
H311-4-08*	8'	8"	2' 9"	378	1,245.59
H311-4-10*	10'	8"	3' 3"	431	1,318.76
H311-4-12*	12'	10"	4' 0"	569	1,554.11
H311-4-14*	14'	10"	4' 9"	636	1,638.77
H311-4-16*	16'	10"	5' 6"	810	1,723.44
6000 lbs. Capacity					
H311-6-08	8'	12"	2' 9"	700	2,263.75
H311-6-10	10'	12"	3' 3"	730	2,386.37
H311-6-12	12'	12"	4' 0"	760	2,509.00
H311-6-14	14'	12"	4' 9"	790	2,633.61
H311-6-16	16'	12"	5' 6"	820	2,752.28

*Stock items.

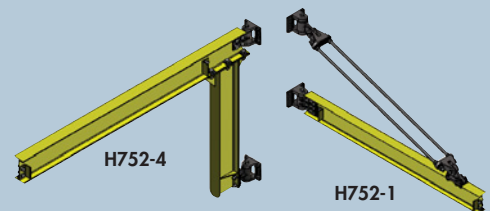
Can be Motorized -- Call for Pricing.



"Do-it-Yourself" Wall or Column Bracket Kits

- Save money by assembling jib cranes with bracket kits.
- Helps relieve existing overworked cranes... eliminates machine down time.

Utilize wasted air space over equipment and save valuable floor space. Fittings include top, bottom and end assembly. Made of high-grade ductile iron and equipped with roller bearings, grease fittings and cotter pin. Column boom, tie rods, tagline, mounting bolts are also available. Larger capacities available -- call for pricing. Black enamel finish. FOB Shipping Point.



Product No.	313 FULL CANTILEVER (2 FITTINGS)		Wt. (lbs.)	Price Ea.
	Capacity			
H752-4*	½ ton to 16' Span	45	455.11	
	1 ton to 12' Span			
H752-5*	½ ton to 18'-20' Span	110	713.40	
	1 ton to 14'-20' Span			
	2 ton to 12' Span			
311 TIE ROD TYPE (3 FITTINGS)				
H752-1*	½, 1 ton to 20' Span	57	635.51	
H752-2*	2 ton to 20' Span	140	1,022.27	

*Stock items.

HANDLING SYSTEMS

MAXIMIZES
available space.

Fixed & Adjustable Steel Gantry Cranes

- Capacities to 5 tons. Spans to 20'-0".
- For use in multiple-stage manufacturing operations, portable or stationary.

Maximizes available space. Can be used beneath other overhead cranes where the building's structure cannot support a longer material handling solution. Portable telescopic -- adjustable span and underbeam. Yellow enamel finish. Standard crane includes 4 poly swivel casters. Swivel locks and wheel locks are available.

Hoist/Trolley packages with gantry are available. Other capacities available. FOB Shipping Point.

Product No.	Cap. To Ground (lbs.)	Span Min. Max.	Base I-Beam Width Height	Flange Width	Wt. (lbs.)	Price Ea.
H511-500-T49	500	10' 10' 11"	10' 48"	6"	TBD	\$1,501.99
H511-1000-T51	1000	10' 10' 11"	10' 48"	6"	TBD	1,531.15
H511-2000-T52	2000	10' 10' 11"	10' 11" 64"	6"	TBD	1,635.71
H511-4000-T53	4000	10' 10' 11"	10' 11" 64"	8"	TBD	2,097.43
H511-6000-T54	6000	10' 10' 11"	10' 66"	10"	TBD	2,431.04

ADJUSTABLE HEIGHT AND SPAN STEEL CRANES

Product No.	Cap. To Ground (lbs.)	Span Min. Max.	Base I-Beam Width Height	Flange Width	Wt. (lbs.)	Price Ea.
H512-1000-T12	1000	4' 11" 7' 4"	10' 48"	6"	TBD	1,501.99
H512-1000-T13	1000	5' 11" 9' 4"	10' 48"	6"	TBD	1,601.92
H512-1000-T14	1000	6' 5" 10' 4"	10' 48"	6"	TBD	1,689.20
H512-1000-T15	1000	7' 5" 12' 4"	10' 60"	8"	TBD	1,803.23
H512-1000-T16	1000	8' 5" 14' 4"	10' 60"	8"	TBD	1,910.20
H512-2000-T22	2000	4' 11" 7' 4"	10' 60"	8"	TBD	1,657.77
H512-2000-T23	2000	5' 11" 9' 4"	10' 60"	8"	TBD	1,747.97
H512-2000-T24	2000	6' 5" 10' 4"	10' 66"	8"	TBD	1,839.53
H512-2000-T25	2000	7' 5" 12' 4"	10' 78"	8"	TBD	1,950.24
H512-2000-T26	2000	8' 5" 14' 4"	10' 90"	8"	TBD	2,058.20
H512-4000-T32	4000	5' 1" 7' 6"	10' 48"	8"	TBD	2,177.11
H512-4000-T33	4000	6' 3" 9' 6"	10' 60"	8"	TBD	2,403.97
H512-4000-T34	4000	6' 9" 10' 6"	10' 66"	8"	TBD	2,368.44
H512-4000-T35	4000	7' 9" 12' 6"	10' 78"	8"	TBD	2,581.64
H512-4000-T36	4000	8' 9" 14' 6"	10' 90"	8"	TBD	2,798.93
H512-6000-T44	6000	6' 11" 10' 6"	10' 66"	10"	TBD	3,083.20
H512-6000-T45	6000	7' 11" 12' 6"	10' 78"	10"	TBD	3,229.44
H512-6000-T46	6000	8' 11" 14' 6"	10' 90"	10"	TBD	3,377.04

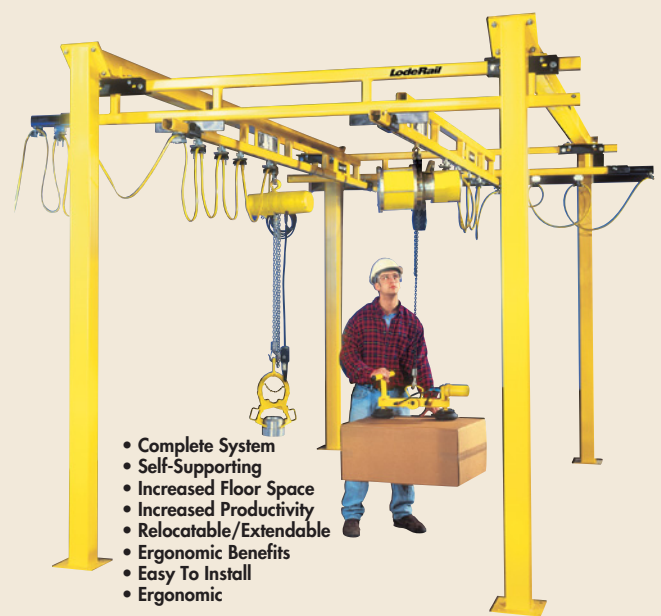
Adjustable Height Ratchet Lever Kit

- Can be added to any model 512 gantry crane.

This ratchet lever kit is the complimentary adder to the popular 512 series gantry crane. Crane operator can easily adjust height of gantry crane with the use of a ratchet lever hoist on each leg to raise and lower the gantry crane height. FOB Shipping Point.

Retro fit kits are also available for existing adjustable gantry cranes -- call for pricing.

Product No.	Cap. (lbs.)	Wt. (lbs.)	Price Ea.
HRLS12-2000	2,000	55	\$1,013.33
HRLS12-4000	4,000	55	1,013.33
HRLS12-6000	6,000	55	1,013.33



- Complete System
- Self-Supporting
- Increased Floor Space
- Increased Productivity
- Relocatable/Extendable
- Ergonomic Benefits
- Easy To Install
- Ergonomic

Stand-Alone LodeRail Work Area Cranes

- Complete, ready-to-go material handling solution.

This free-standing crane system reduces injuries and fatigue while increasing productivity with less effort. With a 100:1 productivity ratio an operator can start a 500 pound load moving with 5 pounds of force. Each system includes a bridge, end trucks, hoist-trolley, festoon system for bridge and trolley, runway columns, girders, headers, splices, clamps, hangers, end stops, safety yellow paint and floor anchors. Pre-engineered design makes ordering easy, deliveries fast and installation quick and hassle-free. The all bolted construction and modular design makes it easy to add sections or to disassemble and relocate. Hoist packages available. Several additional bridge lengths and runway lengths available. Ceiling-mounted work area cranes and monorails also available. FOB Shipping Point.

Product No.	Cap. (lbs.)	Bridge Length	Runway Length	Festoon Stack Up	Clear Width	Overall Height	Wt. (lbs.)	Price Ea.
HWS250-5-12-10-23-20	250	10'	23'	12"	10' 4"	13' 8"	1210	\$5,549.14
HWS250-5-12-10-33-20	250	10'	33'	18"	10' 4"	13' 8"	1690	7,458.41
HWS250-5-12-15-23-20	250	15'	23'	12"	15' 4"	13' 8"	1310	5,717.04
HWS250-5-12-15-33-20	250	15'	33'	18"	15' 4"	13' 8"	1815	8,039.59
HWS250-5-12-20-23-20	250	20'	23'	12"	20' 4"	13' 8"	1410	6,090.49
HWS250-5-12-20-33-20	250	20'	33'	18"	20' 4"	13' 8"	2000	8,142.91
HWS500-5-12-10-23-20	500	10'	23'	12"	10' 4"	13' 9"	1370	5,841.88
HWS500-5-12-10-33-20	500	10'	33'	18"	10' 4"	13' 9"	1970	7,846.94
HWS500-5-12-15-23-20	500	15'	23'	12"	15' 4"	13' 9"	1502	6,022.69
HWS500-5-12-15-33-20	500	15'	33'	18"	15' 4"	13' 9"	2140	8,465.79
HWS500-5-12-20-23-20	500	20'	23'	12"	20' 4"	13' 9"	1610	6,412.29
HWS500-5-12-20-33-20	500	20'	33'	18"	20' 4"	13' 9"	2289	8,571.26
HWS1000-5-12-10-23-20	1000	10'	23'	12"	10' 4"	14'	1680	6,259.47
HWS1000-5-12-10-33-20	1000	10'	33'	18"	10' 4"	14'	2365	8,389.36
HWS1000-5-12-15-23-20	1000	15'	23'	12"	15' 4"	14'	1806	6,579.12
HWS1000-5-12-15-33-20	1000	15'	33'	18"	15' 4"	14'	2529	8,766.06
HWS1000-5-12-20-23-20	1000	20'	23'	12"	20' 4"	14'	1965	6,913.84
HWS1000-5-12-20-33-20	1000	20'	33'	18"	20' 4"	14'	2730	9,169.65
HWS2000-5-12-10-23-20	2000	10'	23'	12"	10' 4"	14' 4"	2000	7,428.28
HWS2000-5-12-10-33-20	2000	10'	33'	18"	10' 4"	14' 4"	2777	9,942.40
HWS2000-5-12-15-23-20	2000	15'	23'	12"	15' 4"	14' 4"	2153	8,244.07
HWS2000-5-12-15-33-20	2000	15'	33'	18"	15' 4"	14' 4"	2971	11,000.35
HWS2000-5-12-20-23-20	2000	20'	23'	12"	20' 4"	14' 4"	2345	8,696.11
HWS2000-5-12-20-33-20	2000	20'	33'	18"	20' 4"	14' 4"	3210	11,523.41
HWS4000-5-12-15-23-20	4000	15'	23'	12"	15' 4"	15' 4"	2738	10,693.62
HWS4000-5-12-15-33-20	4000	15'	33'	18"	15' 4"	15' 4"	3820	14,025.69
HWS4000-5-12-20-23-20	4000	20'	23'	12"	20' 4"	15' 4"	2977	11,280.18
HWS4000-5-12-20-33-20	4000	20'	33'	18"	20' 4"	15' 4"	4129	15,828.41



Mast Type Jib Crane

- 360° Rotation • No Foundation Required

The mast type crane is designed to be floor mounted, with upper support from building truss or bracket. Jib provides 360° of rotation and does not require a foundation. Thus reducing the cost of installation. This model is designed for low headroom applications and is also available with drop boom. Both the full cantilever and tie rod style jibs are offered in a mast type format. FOB Shipping Point.

Product No.	Cap. (lbs.)	Max. Span	Under Beam Ht.	Wt. (lbs.)	Price Ea.
H314-1000-10-10	1,000	10'	10'	652	\$2,368.99
H314-2000-10-10	2,000	10'	10'	760	2,684.29
H314-4000-10-10	4,000	10'	10'	1070	3,209.33
H314-6000-10-10	6,000	10'	10'	1285	3,721.69

LIFTING HOISTS

NICKEL-PLATED
load chain
for durability.

High Capacity Electric HOIST WITH MOTORIZED TROLLEY

- Solve heavy duty material handling needs with precision
- Rugged electric chain hoist mounts in top hook or motorized trolley units.

60 minute rated motors are fan cooled and completely sealed for performance and longevity. Equipped with "The Guardian" Smart Break Technology, a DC current driven electromagnetic brake does not release unless the motor is energized. Also included is a independent operating mechanical load brake. Certified and listed to UL 1340 "Standard for Hoists." Standard electronic "count hour" meter records motor starts and running time, aiding preventative maintenance and trouble-shooting. Nickel plated load chain for durability and corrosive resistance. 40 or 80 FPM trolley speed (specify). Includes electric trolley brake and 30' power cord. 208-230/460/3/60. Longer lifts and two-speed via under-the-cover Variable Frequency Drive models available. Chain container available. Call for details and prices on hook mount units and push/pull, or geared trolleys units. FOB Shipping Point.

Product No.	Cap. (Tons)	Std. Lift	Lift Speed FPM	Pendant Cord Length (ft)	Min. Headroom	Wt. (lbs.)	Price Ea.
HERM010L-L/S	1	10'	14	8.2'	17.1"	176	\$6,661.00
HERM010S-L/S	1	10'	28	8.2'	17.1"	185	8,640.00
HERM015S-L/S	1½	10'	18	8.2'	19.9"	254	8,890.00
HERM020C-L/S	2	10'	7	8.2'	27.2"	218	6,995.00
HERM020L-L/S	2	10'	14	8.2'	22.4"	256	8,385.00
HERM020S-L/S	2	10'	28	8.2'	23"	282	10,032.00
HERM025S-L/S	2½	10'	22	8.2'	24.4"	331	11,496.00
HERM030C-L/S	3	10'	17	9.2'	32.9"	340	9,752.00
HERM050L-L/S	5	10'	11	9.2'	33.1"	439	14,192.00
HERM080S-L	8	10'	7.5	10.8'	45.9"	622	15,830.00
HERM100L-L	10	10'	5.5	10.8'	46.5"	831	18,869.00
HERM100S-L	10	10'	11	10.8'	46.5"	877	22,206.00
HERM150S-L	15	10'	7.5	10.8'	51.6"	1254	30,206.00
HERM200S-L	20	10'	5.5	10.8'	53"	1479	34,715.00

Lifting Speed Code Letters: S= Standard, L= Low, C= Common. Trolley Speed Code Letters: S= Standard, L= Low.



Top Quality Mini Lever Puller

- Compact, lightweight and award winning design.
- Built tough to perform!

Available in two capacities to fit all applications.

Features include nickel-plated, non-corrosive load chain, free-chain mechanism for quick adjustments, improved braking performance, all steel construction and rubber handle grip for ease of use. Longer lifts available -- contact dealer for details.

FOB Shipping Point.

Product No.	Cap (tons)	Lift Height	Headroom	No. Falls	Wt. (lbs.)	Price Ea.
HLX003	¼	5'	8.1"	1	3.5	\$205.00
HLX005	½	5'	9.7"	1	5.7	290.00



Push Bridge Crane Kit


- Pre-fabricated: Just Bolt Together and Install

This push bridge crane kit includes everything you need to assemble your own top-running or underhung bridge crane, except trolley and hoist. End trucks, bridge beam with bracing, trolley stops, labels, assembly/installation manual and touch-up spray paint are all included. One year warranty protects your investment. Manufacturer supplies an approval drawing to assure dimensional correctness prior to shipment. Any span up to 24' is available, specify with order. Call for details. Free delivery in continental U.S. for systems weighing over 500 lbs. FOB Shipping Point.


Product No.	Min. Cap. (Tons)	Runway Max. Span	Requirements Flange Width Underhung*	Rail Size Top Running*	Wheel Dia/Base	Bridgebeam Size	Net Wt. (lbs.)**	Price Ea.
HCHPC-505	½	24'	3"-6"	25#	3.1/36"	S 8 x 18.4	717	\$2,329.00
HCHPC-510	1	24'	3"-6"	25#	4.0/36"	S 10 x 25.4	964	3,051.00
HCHPC-520	2	24'	3.3"-6"	25#	4.9/36"	S 12 x 31.8	1170	3,743.00

*Specify actual dimension with order.

**Based on maximum span.



QUALITY HOISTS



Convertible Push End Trucks

- Build your own bridge crane – economically!
- These push crane end trucks can be used in either top running or underhung applications.


Suitable for spans through 24'. Easy to assemble and install, even for non-crane experts! Complete kit comes with end trucks, rubber bumpers, trolley end stops, bridge beam drilling template, beam size chart and installation/assembly manual. Heavier capacity and motorized systems are available. Call for details. FOB Shipping Point.

Product No.	Cap. (Tons)	Top Running ASCE Rail	Runway Flange Underhung Width	Wheel Base	Overall Length	Wt. (lbs.)	Price Per Pair
HHPC-505	1/2	25 - 40#	3" - 6"	36"	52 1/4"	156	\$690.00
HHPC-510	1	25 - 40#	3" - 6"	36"	52 1/4"	214	870.00
HHPC-520	2	25 - 40#	3.3" - 6"	36"	52 1/4"	270	1,087.00

Heavy Duty Single Phase Hoist

- Rugged electric chain hoist is the most durable unit on the market.
- 60 minute rated and fan-cooled.

Compact and with very low headroom, all units feature single load chain, except 3-Ton model with double chain. Holds up where other units fail. Includes 2-button pendant (4-button with motorized trolley) and 15' power cord. Motorized trolley unit includes electric brake and rubber bumpers. Lift lengths up to 200' available. Optional chain container holds slack chain. FOB Shipping Point. 110/220-1-60.



The most **POWERFUL & ADVANCED** Electric Chain Hoist ever offered!

Extreme Duty Electric Chain Hoist

- The Most Powerful & Advanced Electric Chain Hoist Ever Offered
- Features a 60 minute rated, fan-cooled motor

Equipped with "The Guardian" Smart Brake Technology, which is a revolutionary DC current motor brake with electrical failsafe design. Certified and listed to UL 1340 "Standard for Hoists." Completely sealed unit is IP55 rated and provides increased operator safety and equipment durability. Count Hour Meter, measuring runtime and starts, is standard on all hoists. Nickel-plated load chain for durability and corrosive resistance. Includes plug-in pendant and 15' power cord. 208-230/460/3/60 power supply. Chain container available. Two-speed models available via under-the-cover Variable Frequency Drive. Push/Pull, Geared or Motorized Trolley units available. Call for details. FOB Shipping Point.

Product No.	Cap. (Tons)	EXTREME DUTY ELECTRIC CHAINHOIST			Min. Headroom	Wt. (lbs.)	Price Ea.
		Std. Lift (Ft.)	Lift Speed FPM	Pendant Cord (Ft.)			
HNER003S	1/2	10'	36	8.2	13.8"	60	\$2,287.00
HNER005L	1/2	10'	15	8.2	14.6"	71	2,396.00
HNER010L	1	10'	14	8.2	16.9"	104	2,699.00
HNER010S	1	10'	28	8.2	16.9"	119	3,762.00
HNER015S	1 1/2	10'	18	8.2	20.1"	159	4,494.00
HNER020C	2	10'	7	8.2	27.8"	130	3,068.00
HNER020L	2	10'	14	8.2	22.6"	161	3,725.00
HNER020S	2	10'	28	8.2	23.2"	201	5,008.00
HNER030C	3	10'	17	9.2	32.9"	234	4,747.00
HNER050L	5	10'	11	9.2	33.5"	289	7,481.00

Lifting Speed Code Letters: S= Standard, L= Low, C= Common.

WITH HOOK SUSPENSION STANDARD LIFTS

Product No.	Cap. (Tons)	Lift Speed (FPM)	Lift Length			Max. Lift W/Canvas Chain Container	Chain Container Adder	Load Chain	Push Button Cord	Total
			10' Price Ea.	15' Price Ea.	20' Price Ea.					
HSNER003S	1/2	14	\$2,287.00	\$2,391.00	\$2,495.00	40'	\$83.00	\$14.18	\$6.61	\$20.79
HSNER005L	1/2	7	2,396.00	2,501.00	2,605.00	26'	83.00	14.33	6.61	20.94
HSNER005S	1/2	15	2,686.00	2,791.00	2,895.00	50'	93.00	14.33	6.61	20.94
HSNER010L	1	7	2,699.00	2,818.00	2,937.00	26'	93.00	17.23	6.61	23.84
HSNER010S	1	14	3,762.00	3,881.00	4,000.00	50'	98.00	17.23	6.61	23.84
HSNER020L	2	7	3,725.00	3,882.00	4,040.00	26'	98.00	24.88	6.61	31.49
HSNER030C	3	3.5	4,747.00	5,029.00	5,311.00	20'	98.00	49.76	6.61	56.37

WITH MOTORIZED TROLLEY

Product No.	Cap. (Tons)	Lift Speed (FPM)	Lift Length			Max. Lift W/Canvas Chain Container	Chain Container Adder	Load Chain	Push Button Cord	Total
			10' Price Ea.	15' Price Ea.	20' Price Ea.					
HSNERM003S-L/S	1/2	14	\$5,115.00	\$5,252.00	\$5,389.00	40'	\$83.00	\$14.18	\$13.17	\$27.35
HSNERM005L-L/S	1/2	7	5,090.00	5,228.00	5,365.00	26'	83.00	14.33	13.17	27.50
HSNERM005S-L/S	1/2	15	5,620.00	5,758.00	5,895.00	50'	93.00	14.33	13.17	27.50
HSNERM010L-L/S	1	7	5,391.00	5,543.00	5,695.00	26'	93.00	17.23	13.17	30.40
HSNERM010S-L/S	1	14	6,439.00	6,591.00	6,743.00	50'	98.00	17.23	13.17	30.40
HSNERM020L-L/S	2	7	6,789.00	6,979.00	7,170.00	40'	98.00	24.88	13.17	35.05
HSNERM030C-L/S	3	3.5	8,410.00	8,725.00	9,039.00	20'	98.00	49.76	13.17	62.93

QUALITY HOISTS



Hand Chain Hoist

- Designed for Portability and Durability.
- Engineered for efficient, trouble-free service.

Features a die cast aluminum body and heat-treated reduction gears. Top hook pivots and swivels for easy rigging. Ultra strong grade 100 chain. Sealed, prelubricated ball bearings provide long service life with low maintenance. Other lifts available. Call for details. FOB Shipping Point.

Product No.	Cap. (Tons)	Lift	Headroom	No. Chains	Wt. (lbs.)	Price Ea.
HCF005	1/2	10'	12.8"	1	24	\$264.00
HCF010	1	10'	14.6"	1	29	312.00
HCF015	1 1/2	10'	17.3"	1	40	453.00
HCF020	2	10'	20.1"	2	47	518.00
HCF030	3	10'	23.2"	2	62	789.00
HCF050	5	10'	24.4"	3	82	1,196.00






PREMIUM QUALITY
rugged steel body

Heavy Duty Lever Hoist

- Premium Quality, Rugged Steel Body
- Durable steel body, yet lighter than aluminum models.

Unique free-wheeling system assures fast, easy chain adjustment. Double reduction gearing requires less handle force to lift rated loads. Ultra strong, grade 100 Nickel plated chain and rubber cushion grip. Longer lifts available. Contact manufacturer for additional details. FOB Shipping Point.

Product No.	Cap. (Tons)	Lift Length	Headroom	No. Falls	Wt. (lbs.)	Price Ea.
HLB008	3/4	5'	11.0"	1	13	\$446.70
HLB010	1	5'	11.8"	1	13	502.60
HLB015	1 1/2	5'	13.2"	1	18	630.90
HLB020	2	5'	14.8"	1	25	675.90
HLB028	2 3/4	5'	14.8"	1	25	713.90
HLB030	3	5'	15.6"	1	33	826.50
HLB060	6	5'	21.3"	2	57	1,551.30
HLB090	9	5'	26.8"	3	88	2,013.80



A) Ergonomic High Speed Electric Chain Hoist

- Engineered for Maximum Operator Comfort & Control
- Single-hand, dual-speed adjustable (DA) cylinder model is ideal for workbench, assembly and repetitive operations.

This model also has quick disconnect hook, allowing for custom end effectors. Both cylinder and pendant controlled models are two speed standard. Low speed setting is field adjustable from zero through high speeds.

From precise spotting to quick no-load returns, the adjustable speed settings make these hoists ideal for a broad range of applications. Call for details. FOB Shipping Point.

Product No.	Lift Speed (ft./min)	Std. Lift	Motor Output	Control Cord	Duty Rating	Rated Current*	Cap. (lbs.)	Headroom	Weight (lbs.)	Price Ea.
PENDANT CONTROL - DUAL SPEED.										
HED125DS	69/13	10'	0.4	8'	15	5	125	12.4"	24	\$2,594.00
HED220DS	43/10	10'	0.4	8'	15	5	220	12.4"	24	2,634.00
HED250DS	26/10	10'	0.4	8'	10	6	250	12.4"	25	2,705.00
HED350DS	66/13	10'	0.8	8'	20	10	350	13.0"	34	3,387.00
HED400DS	26/10	10'	0.4	8'	10	6	400	12.4"	25	2,839.00
HED525DS	44/10	10'	0.8	8'	20	10	525	13.0"	34	3,455.00
HED1050DS	22/6	10'	0.8	8'	20	10	1050	20.5"	47	3,978.00
Cylinder Control - Dual Speed										
HED125DA	69/13	6'	0.4	Coiled	15	5	125	37.2"	31	\$3,198.00
HED220DA	43/10	6'	0.4	Coiled	15	5	220	37.2"	31	3,243.00
HED250DA	26/10	6'	0.4	Coiled	10	6	250	37.2"	32	3,313.00
HED350DA	66/13	6'	0.8	Coiled	20	10	350	37.8"	40	3,997.00
HED400DA	26/10	6'	0.4	Coiled	10	6	400	37.2"	32	3,479.00
HED525DA	44/10	6'	0.8	Coiled	20	10	525	37.8"	40	4,063.00

*Rated current @ 120V.

B) Work Station Air Hoists

- High speed, unlimited duty cycle hoist is ideal for assembly lines, work stations, work cells and repetitive motion applications.
- Outstanding feathering control gives operator ultimate load control and precise load spotting capability.

Product No.	Cap. (lbs.)	Lift Speed (FPM)	Headroom	Wt. (lbs.)	Price Ea.
HAH250C	250	47	12"	15	\$2,171.00
HAH500C	500	32	12"	15	2,338.00
HAH250P	250	42	12"	19	3,050.00
HAH500P	500	29	12"	19	3,218.00

Requires 60-90 psi supply at approx. 28 CFM. Nickel plated chain, low noise muffler and optional plastic chain container. C suffix indicates pull cord control. P suffix indicates pendant operation. 10' lift, 7' cord or 7.6' pendant length. Options include: plastic chain container, longer lift, and longer pendant hoses. FOB Shipping Point.

C) Severe Duty Air Chain Hoist

- Unlimited Duty Cycle for the Most Demanding Applications.
- Spring-loaded vane motor and precision air controlling cylinders give unparalleled load control and feathering capabilities.

Built-in load-limiting device protects both operator and load. Cord control model allows operator to remain within reach of the load and offers quality performance and economy. Pendant model provides easier inching and allows operation from a remote location. Both models are engineered for efficient, trouble-free service.

Chain container available. Call for details. FOB Shipping Point.

Product No.	Cap. (Tons)	Lifting Speed (FPM)w/Load	Lifting Speed (FPM)wo/Load	Headroom (In.)	Chain Size (mm)	Min. Hose Size (In)	Unit Wt. (lbs) wo/Chain	Price Ea.		
									SEVERE DUTY AIR CHAIN HOIST	
HOOK-PENDANT CONTROL										
HTCR-250P	1/4	52	68	18.2"	6.3	1/2"	68	\$3,825.00		
HTCR-500P	1/2	37	68	18.2"	6.3	1/2"	68	3,876.00		
HTCR-1000P2	1	19	34	20.4"	6.3	1/2"	78	4,480.00		
HTCR-1000P	1	21	37	18.3"	7.1	1/2"	77	4,736.00		
HTCR-2000P2	2	11	19	21.8"	7.1	1/2"	88	6,001.00		
HTCR-3000P	3	10	18	22.2"	11.2	3/4"	152	7,406.00		
HTCR-6000P2	6	5	9	26.5"	11.2	3/4"	198	11,503.00		
HOOK-CORD CONTROL										
HTCR-250C	1/4	52	68	18.2"	6.3	1/2"	66	3,068.00		
HTCR-500C	1/2	37	68	18.2"	6.3	1/2"	66	3,121.00		
HTCR-1000C2	1	19	34	20.4"	6.3	1/2"	76	3,755.00		
HTCR-1000C	1	21	37	18.3"	7.1	1/2"	75	4,527.00		
HTCR-2000C	2	11	19	21.8"	7.1	1/2"	86	5,883.00		
HTCR-3000C	3	10	18	22.2"	11.2	3/4"	150	7,353.00		
HTCR-6000C2	6	5	9	26.5"	11.2	3/4"	196	11,138.00		

HOISTS & TROLLEYS



JET S90 Series Hand Chain Hoists

- Designed for light-duty industrial applications.
- Overload protection standard on all models.

Dual Pawl Brake System for additional safety. All steel construction and Grade 80 load chain for durability. FOB Shipping Point.

Product No.	Cap. (lbs.)	JET® S90 SERIES HAND CHAIN HOISTS		Wt. (lbs.)	Price Ea.
		Lift Height	Headroom		
H101900	1100	10'	11"	26	\$152.27
H101901	1100	15'	11"	31	173.04
H101902	1100	20'	11"	36	221.49
H101903	1100	30'	11"	45	235.33
H101910	2200	10'	12"	35	173.04
H101911	2200	15'	12"	41	207.64
H101912	2200	20'	12"	47	235.33
H101913	2200	30'	12"	58	249.17
H101920	3300	10'	14½"	50	221.49
H101922	3300	20'	14½"	66	276.86
H101923	3300	30'	14½"	81	332.23
H101930	4400	10'	17½"	52	263.01
H101932	4400	20'	17½"	68	332.23
H101933	4400	30'	17½"	83	394.53
H101940	6600	10'	20½"	78	366.84
H101942	6600	20'	20½"	103	477.59
H101943	6600	30'	20½"	128	581.40
H101950	11000	10'	23¾"	123	519.11
H101952	11000	20'	23¾"	158	685.23
H101953	11000	30'	23¾"	194	851.34
H101960	22000	10'	30"	220	1,481.19
H101962	22000	20'	30"	284	1,861.87



JET L-100 SERIES CHAIN HOISTS

- Designed for demanding industrial environments.
- Fused Brake Design increases durability and safety.

Grade 100 plated load chain extends life. Dual Pawl Brake System for additional safety. Cast Steel Safety Latches for improved durability. Overload protection models available. FOB Shipping Point.

Product No.	JET® L-100 SERIES			Price Ea.	Product No.	JET® L-100 SERIES WITH OVERLOAD PROTECTION			Price Ea.
	Cap. (Tons)	Lift Height	Wt. (lbs.)			Cap. (Tons)	Lift Height	Wt. (lbs.)	
1/2 TON HAND CHAIN HOISTS					1/2 TON HAND CHAIN HOISTS				
H106210	1/2	10'	22	\$249.17	H104100	1/2	10'	25	\$325.31
H105215	1/2	15'	27	276.86	H205115	1/2	15'	30	359.91
H106220	1/2	20'	31	353.00	H205120	1/2	20'	35	401.44
H105230	1/2	30'	40	387.60	H205130	1/2	30'	46	456.81
1 TON HAND CHAIN HOISTS					1 TON HAND CHAIN HOISTS				
H101210	1	10'	28	283.79	H102100	1	10'	28	346.07
H101215	1	15'	34	339.16	H203115	1	15'	34	401.44
H104220	1	20'	41	380.69	H203120	1	20'	40	456.81
H101230	1	30'	53	491.43	H203130	1	30'	53	588.33
1½ TON HAND CHAIN HOISTS					1½ TON HAND CHAIN HOISTS				
H101610	1½	10'	38	366.84	H101100	1½	10'	36	442.97
H101615	1½	15'	44	408.37	H201115	1½	15'	125	498.34
H101620	1½	20'	51	512.19	H201120	1½	20'	133	609.09
H101630	1½	30'	67	650.61	H201130	1½	30'	148	795.97
2 TON HAND CHAIN HOISTS					2 TON HAND CHAIN HOISTS				
H102210	2	10'	45	442.97	H105100	2	10'	46	546.80
H102215	2	15'	52	512.19	H206115	2	15'	54	609.09
H102220	2	20'	60	664.46	H206121	2	20'	63	795.97
H102230	2	30'	78	740.60	H206130	2	30'	80	879.03
3 TON HAND CHAIN HOISTS					3 TON HAND CHAIN HOISTS				
H103210	3	10'	55	616.01	H106100	3	10'	55	747.51
H103215	3	15'	69	761.36	H207115	3	15'	86	906.71
H103220	3	20'	88	906.71	H207120	3	20'	92	1,065.90
H103230	3	30'	103	1,176.64	H207130	3	30'	105	1,363.53
5 TON HAND CHAIN HOISTS					5 TON HAND CHAIN HOISTS				
H105510	5	10'	90	975.93	H107100	5	10'	94	1,135.11
H105515	5	15'	105	1,128.20	H208115	5	15'	102	1,363.53
H105520	5	20'	132	1,287.39	H208120	5	20'	113	1,515.80
H105530	5	30'	168	1,439.66	H208130	5	30'	136	1,744.20
10 TON HAND CHAIN HOISTS					10 TON HAND CHAIN HOISTS				
H101010	10	10'	185	2,194.10	H108100	10	10'	196	2,422.50
H201015	10	15'	197	2,422.50	H209115	10	15'	197	2,657.83
H101020	10	20'	251	2,720.13	H209120	10	20'	208	2,962.37
H101030	10	30'	313	3,024.67	H209130	10	30'	231	3,260.00



H106210

ELECTRIC HOISTS



JET Single Speed Electric Chain Hoists

- Designed for commercial and industrial applications.
- Overload protection standard on all models.

Thermal overload protection protects motor from overheating. DC electromagnetic brake holds load if power is interrupted. Maintenance-free, sealed oil-bath gear train. Fully enclosed, all steel construction. FOB Shipping Point.



**\$145 Minimum
Order on Page**

JET® SINGLE SPEED ELECTRIC CHAIN HOISTS

Product No.	Cap. (Tons)	Lift Height	Hoisting Speed (FPM)	Headroom	Motor	Duty Rating	No. Falls	Wt. (lbs.)	Price Ea.
H121100	1/2	10'	19.7	20 3/8"	3/4 HP, 1 PH, 115/230V	H3	1	108	\$1,834.19
H123100	1/2	10'	31.5	20 3/8"	1 1/2 HP, 3 PH, 230/460V	H4	1	99	1,612.70
H111000	1	10'	19.7	24 7/8"	1 1/4 HP, 1 PH, 115/230V	H3	1	170	2,339.44
H131000	1	10'	24.8	24 7/8"	2 1/2 HP, 3 PH, 230/460V	H4	1	159	1,979.53
H211000	2	10'	9.8	28 1/2"	1 1/4 HP, 1 PH, 115/230V	H3	2	185	2,630.14
H231000	2	10'	12.4	28 1/2"	2 1/2 HP, 3 PH, 230/460V	H4	2	174	2,270.23
H311000	3	10'	6.6	31 1/2"	1 1/4 HP, 1 PH, 115/230V	H3	3	216	3,287.69
H331000	3	10'	8.3	31 1/2"	2 1/2 HP, 3 PH, 230/460V	H4	3	205	2,934.69
H511000	5	10'	4.9	30 1/8"	1 1/4 HP, 1 PH, 115/230V	H3	4	236	3,959.06
H531000	5	10'	6.2	30 1/8"	2 1/2 HP, 3 PH 230/460V	H4	4	225	3,730.66
Above hoists complete with 8' 2-button control cord, 6' power cord, safety hooks and heavy-duty chain container.									
H121150	1/2	15'	19.7	20 3/8"	3/4 HP, 1 PH, 115/230V	H3	1	113	1,903.40
H123150	1/2	15'	31.5	20 3/8"	1 1/2 HP, 3 PH, 230/460V	H4	1	104	1,688.83
H111500	1	15'	19.7	24 7/8"	1 1/4 HP, 1 PH, 115/230V	H3	1	174	2,408.66
H131500	1	15'	24.8	24 7/8"	2 1/2 HP, 3 PH, 230/460V	H4	1	163	2,048.74
H211500	2	15'	9.8	28 1/2"	1 1/4 HP, 1 PH, 115/230V	H3	2	196	2,699.36
H231500	2	15'	12.4	28 1/2"	2 1/2 HP, 3 PH, 230/460V	H4	2	185	2,408.66
H311500	3	15'	6.6	31 1/2"	1 1/4 HP, 1 PH, 115/230V	H3	3	232	3,426.11
H331500	3	15'	8.3	31 1/2"	2 1/2 HP, 3 PH, 230/460V	H4	3	221	3,073.11
H511500	5	15'	4.9	30 1/8"	1 1/4 HP, 1 PH, 115/230V	H3	4	256	4,318.97
H531500	5	15'	6.2	30 1/8"	2 1/2 HP, 3 PH 230/460V	H4	4	245	4,028.27
Above hoists complete with 13' 2-button control cord, 6' power cord, safety hooks and heavy-duty chain container.									
H121200	1/2	20'	19.7	20 3/8"	3/4 HP, 1 PH, 115/230V	H3	1	115	1,972.61
H123200	1/2	20'	31.5	20 3/8"	1 1/2 HP, 3 PH, 230/460V	H4	1	106	1,758.04
H112000	1	20'	19.7	24 7/8"	1 1/4 HP, 1 PH, 115/230V	H3	1	181	2,477.87
H132000	1	20'	24.8	24 7/8"	2 1/2 HP, 3 PH, 230/460V	H4	1	170	2,117.96
H212000	2	20'	9.8	28 1/2"	1 1/4 HP, 1 PH, 115/230V	H3	2	205	2,768.57
H232000	2	20'	12.4	28 1/2"	2 1/2 HP, 3 PH, 230/460V	H4	2	194	2,547.09
H312000	3	20'	6.6	31 1/2"	1 1/4 HP, 1 PH, 115/230V	H3	3	245	3,564.54
H332000	3	20'	8.3	31 1/2"	2 1/2 HP, 3 PH, 230/460V	H4	3	234	3,211.54
Above hoists complete with 18' 2-button control cord, 6' power cord, safety hooks and heavy-duty chain container.									
H512000	5	20'	5	30 1/8"	1HP	H3	4	275	4,678.89
H530200	5	20'	6.2	30 1/8"	3HP	H4	8	264	4,318.97

Above hoists complete with 20' 2-button control cord, 6' power cord, safety hooks and heavy-duty chain container.
Note: Single phase units are prewired 230V; Three phase units are prewired 460V.

JET Beam Clamps

- For construction, commercial and industrial work.
- Designed for vertical or horizontal rigging operations.

Mount hoists or lift beams with portable lightweight clamp. Adjusts with ease to fit a broad range of wide-flange H or standard I-beams. Clamp jaw designed to distribute the load away from beam flange edge. FOB Shipping Point.



Product No.	Cap. (lbs.)	JET® BEAM CLAMPS Beam Flange Width Adj.	Wt. (lbs.)	Price Ea.
H252710	2000	2 3/8" - 8 3/8"	12	\$83.06
H252720	4400	2 3/8" - 8 3/8"	14	96.90
H252730	6600	3 1/8" - 9 3/8"	27	145.36
H252750	10000	4 1/8" - 10 3/8"	34	179.96

JET Heavy-Duty Plain Trolleys

- Ideal for demanding industrial environments.
- Designed for low maintenance and trouble-free operation.

For use with wide-flange H-beams and standard I-beams, or curved track. Hardened wheels lubricated for life, double sealed ball bearings. All steel frame with built-in bumper guards increase durability. FOB Shipping Point.



Product No.	Cap. (tons.)	JET® HEAVY-DUTY PLAIN TROLLEYS Beam Flange Width Adj.	Beam Height	Min. Radius Curve	Wt. (lbs.)	Price Ea.
H252005	1/2	2 1/2" - 8"	4 - 19'	39"	18	\$89.99
H252010	1	3" - 8"	4 - 19'	39"	32	110.74
H252015	1 1/2	3 1/4" - 8"	4 - 19'	43"	39	179.96
H252020	2	3 3/4" - 8"	4 - 19'	43"	50	193.80
H252030	3	4" - 8"	5 - 19'	51"	85	415.29
H252050	5	4 3/8" - 8"	5 - 19'	55"	125	616.01
H252060	10	4 3/4" - 8"	5 - 19'	67"	208	1,107.43

ELECTRIC HOISTS



JET VOLT True Variable-Speed Electric Chain Hoists

- Full Range Speed Control at your fingertips.
- Adjust the lifting speed from the maximum speed or slow it down to a creep based on the application.

Overload protection increases safety and Thermal Overload protection for the motor increases durability. Chain container and 2-button pendant control included. Available in two motor configurations: 1/3 Phase, 230V or 3 Phase, 460V. FOB Shipping Point.



JET® VOLT TRUE VARIABLE-SPEED ELECTRIC CHAIN HOISTS									
Cap (Tons)	Lift Height	Hoisting Speed (FPM)	Duty Cycle Rating	Headroom	Wt. (lbs.)	1/3 PHASE, 230V		3 PHASE, 460V	
						Product No	Price Ea.	Product No.	Price Ea.
1/4	10'	0-55	H4	19 ⁷ / ₈ "	58	H182510	\$2,692.44	H182511	\$2,450.19
1/4	15'	0-55	H4	19 ⁷ / ₈ "	62	H182515	2,796.26	H182516	2,554.01
1/4	20'	0-55	H4	19 ⁷ / ₈ "	64	H182520	2,900.09	H182521	2,657.83
1/2	10'	0-39	H4	19 ⁷ / ₈ "	83	H185010	2,796.26	H185011	2,554.01
1/2	15'	0-39	H4	19 ⁷ / ₈ "	86	H185015	2,900.09	H185016	2,657.83
1/2	20'	0-39	H4	19 ⁷ / ₈ "	89	H185020	3,003.90	H185021	2,761.66
1	10'	0-39	H4	21 ⁵ / ₈ "	89	H181110	3,197.70	H180111	2,962.37
1	15'	0-39	H4	21 ⁵ / ₈ "	94	H180115	3,315.37	H180116	3,080.04
1	20'	0-39	H4	21 ⁵ / ₈ "	98	H180120	3,419.19	H180121	3,190.79
2	10'	0-24	H4	23 ³ / ₈ "	228	H180210	5,246.44	H180211	4,519.70
2	15'	0-24	H4	23 ³ / ₈ "	237	H180215	5,474.86	H180216	4,755.03
2	20'	0-24	H4	23 ³ / ₈ "	245	H180220	5,703.26	H180221	4,983.43
3	10'	0-24	H4	23 ³ / ₈ "	233	H180310	5,744.79	H180311	5,018.04
3	15'	0-24	H4	23 ³ / ₈ "	241	H180315	5,973.20	H180316	5,253.37
3	20'	0-24	H4	23 ³ / ₈ "	250	H180320	6,201.60	H180321	5,481.77
5	10'	0-12	H4	26 ³ / ₈ "	266	H180501	6,969.89	H180511	6,263.90
5	15'	0-12	H4	26 ³ / ₈ "	283	H180515	7,288.27	H180516	6,589.20
5	20'	0-12	H4	26 ³ / ₈ "	301	H181520	7,599.73	H180521	6,907.59
10	10'	0-12	H4	56 ³ / ₈ "	250	H181010	19,483.83	H181011	17,871.13
10	15'	0-12	H4	56 ³ / ₈ "	270	H181015	19,926.80	H181016	18,300.26
10	20'	0-12	H4	56 ³ / ₈ "	290	H181020	20,369.77	H181021	18,722.47

JET Electric Trolleys

- For use with JET's VOLT Series variable-speed or SSC Series single-speed electric hoists.
 - Capacities from 1 Ton to 5 Tons; Single & 3-Phase.
- Easily adjustable to wide-flange H-beams, standard I-beams or curved tracks. FOB Shipping Point.



JET VOLT 4-Button Pendant

- For use with JET's VOLT Series electric hoist and electric trolley combinations.
- The VOLT's 4-button pendant accessory allows for single pendant control of both the VOLT electric hoist and trolley. FOB Shipping Point.



JET® ELECTRIC TROLLEYS WITH 1-PHASE, 115/230V MOTOR				
Product No.	Cap. (tons)	Beam Flange Width Adj.	Wt. (lbs.)	Price Ea.
H272705	1/2	3 - 5"	93	\$1,024.37
H272710	1	3 - 5"	93	1,058.99
H272720	2	4 - 6"	122	1,342.76
H272730	3	4 - 6"	161	1,522.71
H272750	5	5 - 7"	218	1,695.76
JET® ELECTRIC TROLLEYS WITH 3-PHASE, 230/460V MOTOR				
Product No.	Cap. (tons)	Beam Flange Width Adj.	Wt. (lbs.)	Price Ea.
H262605	1/2	3 - 5"	88	955.16
H262610	1	3 - 5"	88	1,010.53
H262620	2	4 - 6"	116	1,238.94
H262630	3	4 - 6"	156	1,377.37
H262250	5	5 - 7"	213	1,522.71

JET® VOLT 4-BUTTON PENDANT			
Product No.	Description	Wt. (lbs.)	Price Ea.
H162410	10' Lift	4	\$138.43
H162415	15' Lift	4	152.27
H162420	20' Lift	5	166.11
H162430	30' Lift	6	193.80

COMPACT HOISTS



JET JLP Series Compact Lever Hoist

- Lightest weight, most compact industrial-grade lever hoist in the market.
- Can pull a load up to 170 times its weight.

Aluminum housing reduces weight. Grade 100 plated load chain extends life. Dual Pawl Brake System for additional safety. Cast Steel Safety Latches for improved durability. FOB Shipping Point.



Product No.	JET® JLP SERIES COMPACT LEVER HOIST	Cap. (tons)	Lift Height	Wt. (lbs.)	Price Ea.
1/4 TON LEVER HOISTS					
H181205	1/4	5'	4	\$179.96	
H181210	1/4	10'	5	200.73	
H181215	1/4	15'	6	221.49	
1/2 TON LEVER HOISTS					
H181505	1/2	5'	6	249.17	
H181510	1/2	10'	9	276.86	
H181515	1/2	15'	9	304.54	

JET JLP-A Series Mini Lever Hoist

- Designed for light-duty industrial applications.
- All steel construction and Grade 80 load chain for durability. Dual Pawl Brake System for additional safety. FOB Shipping Point.



Product No.	JET® JLP-A SERIES MINI LEVER HOIST	Cap. (tons)	Lift Height	Wt. (lbs.)	Price Ea.
1/4 TON LEVER HOISTS					
H187740	1/4	5'	5	\$110.74	
H187741	1/4	10'	5	145.36	
H187742	1/4	15'	6	179.96	
1/2 TON LEVER HOISTS					
H187505	1/2	5'	9	145.36	
H187506	1/2	10'	9	179.96	
H187507	1/2	15'	10	221.49	



JET JLP-A Series Lever Hoists

- Designed for light-duty industrial applications.
- Can be used inverted, vertical, horizontal or at any other load angle.

Dual Pawl Brake System for additional safety. All steel construction and Grade 80 load chain for durability. Overload protection models available. FOB Shipping Point.

Product No.	JET® JLP-A SERIES	Cap. (tons)	Lift Height	Wt. (lbs.)	Price Ea.
3/4 TON LEVER HOISTS					
H187606	3/4	5'	15	\$235.33	
H187607	3/4	10'	18	249.17	
H187608	3/4	15'	20	263.01	
H187609	3/4	20'	23	276.86	
1 1/2 TON LEVER HOISTS					
H187610	1 1/2	5'	26	290.70	
H187611	1 1/2	10'	30	311.47	
H187612	1 1/2	15'	34	339.16	
H187613	1 1/2	20'	41	359.91	
3 TON LEVER HOISTS					
H187614	3	5'	44	436.06	
H187615	3	10'	51	477.59	
H187616	3	15'	60	512.19	
H187617	3	20'	65	539.87	

Product No.	JET® JLP-A SERIES WITH OVERLOAD PROTECTION	Cap. (tons)	Lift Height	Wt. (lbs.)	Price Ea.
1 TON LEVER HOISTS					
H287606	1	5'	15	\$283.79	
H187752	1	10'	9	297.63	
H187753	1	15'	10	311.47	
H187754	1	20'	11	332.23	
1 1/2 TON LEVER HOISTS					
H287610	1 1/2	5'	27	353.00	
H187762	1 1/2	10'	30	366.84	
H287612	1 1/2	15'	37	401.44	
H187763	1 1/2	20'	41	429.13	
3 TON LEVER HOISTS					
H287614	3	5'	47	526.03	
H187884	3	10'	45	560.64	
H187885	3	15'	47	602.17	
H187886	3	20'	50	643.70	

LEVER HOIST



H5310



HBAN07505



H4043

CM Series 653 Lever Hoists

- This unique series is the best value on the market today.
- High quality steel tool for close quarter pulling, stretching, and hoist work.

Characteristic short handle, along with minimal lever pull effort makes this tool ideal for a broad range of applications. Features forged upper and lower hooks with heavy cast steel latches. Two chain guide rollers for positive chain engagement. Simple, one-handed, free chaining for fast load attachment. Rubber handle grip for greater comfort. Hardened steel chain for strength and long wear life. Weston type braking system for positive load control and positioning. Double pawl arrangement for assured load control. Durable zinc plating on all internal parts for added corrosion protection. Minimal maintenance. Powder coated finish for added corrosion protection. 5-year warranty. FOB Shipping Point.

Product No.	Cap. (tons)	CM 653 HOIST		Wt. (lbs.)	Price Ea.
		Lift Height			
H5310	¾	5'		19	\$243.68
H5311	¾	10'		21	278.75
H5312	¾	15'		26	313.82
H5328	1	5'		19	275.15
H5315	1½	5'		31	317.42
H5316	1½	10'		36	359.67
H5317	1½	15'		41	402.83
H5329	2	5'		31	443.29
H5320	3	5'		51	508.93
H5321	3	10'		59	580.87
H5330	6	5'		78	933.34
H5331	6	10'		94	1,023.26

Longer lifts available.

CM Bandit Ratchet Lever Hoist


- Rugged, yet lightweight design and construction.
- Double reduction gearing and rubber grip provides easy operation.
- Impact resistant stamped steel housing withstands vigorous use.

The CM Bandit is one of the lightest and most compact ¾ and 1-1/2 ton ratchet lever hoists out there. Its portable design, easy free chaining, and 360° rotating handle makes it one of the most versatile hoists on the market today. FOB Shipping Point.

Product No.	Cap. (tons)	CM BANDIT LEVER HOIST		Wt. (lbs.)	Price Ea.
		Lift Height			
HBAN07505	¾	5'		14.2	\$309.77
HBAN07510	¾	10'		16.5	351.58
HBAN07515	¾	15'		15	393.39
HBAN15005	1½	5'		21.1	404.85
HBAN15010	1½	10'		24.6	455.43
HBAN15015	1½	15'		28.1	506.02
HBAN30005	3	5'		38.3	564.69
HBAN30010	3	10'		45.7	634.82
HBAN60005	6	5'		63.2	1,097.90
HBAN60010	6	10'		77.9	1,238.17

CM Series 640 Lever Hoists

- Designed for heavy-duty construction and industrial applications.
- Weatherproof for outdoor service.

Easy, one-hand operation and control – only 58 lbs. of pull required for ¾ ton unit. Simple construction with fewer parts for ease of maintenance. Free wheeling for fast and easy attachment to load. Capacities from ¾-6 tons. Lifetime warranty. FOB Shipping Point. Made in USA. 

Product No.	Cap. (tons)	CM 640 LEVER HOISTS		Wt. (lbs.)	Price Ea.
		Lift Height			
H4043	¾	5'		16	\$539.13
H4045	1½	5'		26	748.90
H4047	3	5'		38	971.00
H4050	6	5'		73	1,845.20

Longer lifts available.

ELECTRIC/AIR CHAIN HOISTS

CM ShopStar Electric Chain Hoist

H2069/2063



- Small, compact design for commercial & industrial, permanent or portable applications.
- Includes chain container.

Gear train is lifetime lubricated with non-oxidizing grease -- eliminates messy preventive maintenance oil changes, no dripping oil in the workplace, plus it saves time and money. Rugged H4 duty cycle (300 motor start/stop per hour) keeps lifting with capacities up to 1000 lbs. Features NEMA 12 industrial rated control station, 5:1 design factor, totally enclosed non-ventilated hoist frame protects motor from environmental contamination, and precision bearings used throughout hoist for long life. FOB Shipping Point.

CM ShopAir Chain Hoist

(not pictured)

- Same small compact design but with a severe duty cycle industrial air motor.
- Includes chain container.

Features variable flow, two lever throttle pendant control for precise load spotting. Normal operating pressure 90 PSI. Threaded external exhaust for piping away exhaust in clean room or painting applications. FOB Shipping Point.

Made in U.S.A.

CM SHOPSTAR (Includes chain container)							
115-1-60 Product No.	230-3-60 Product No.	460-6-60 Product No.	Cap. (lbs.)	Lift Height	Speed (f.p.m.)	Wt. (lbs.)	Price Ea.
H2069/2063	H2071/2063	H2072/2063	250	10'	16	29	\$1,474.23
	H2076/2063	H2077/2063	250	10'	24	29	1,508.34
	H2081/2063	H2082/2063	250	10'	40	29	1,542.40
H2089/2063	H2091/2063	H2092/2063	500	10'	12	29	1,762.62
	H2080/2063	H2084/2063	500	10'	16	29	1,794.89
	H2099/2063	H2100/2063	500	10'	24	29	1,829.06
H2109/2064	H2111/2064	H2112/2064	1000	10'	6	35.4	1,918.27
	H2119/2064	H2121/2064	1000	10'	12	35.4	1,950.56
	CM SHOPAIR (Includes chain container)						
H2178/2063			250	10'	0-31	31	1,956.25
H2179/2064			500	10'	0-16	35.4	2,176.47


Longer lifts available.

CM Valustar Electric Chain Hoist

- Easy to install and maintain -- compact and lightweight.
- Designed specifically for general commercial and industrial applications.

Gear train lifetime lubricated with non-oxidizing grease, lower preventive maintenance costs. Rugged NEMA 4 control station, 115V control circuit. Standard overload Protector device. Fully machined and heat treated gear train, H-4 duty cycle, efficient regenerative braking system to avoid heat generation in power train. One year warranty. FOB Shipping Point.

Made in U.S.A.



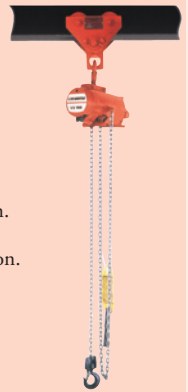
H2401/2450

CM VALUSTAR (Includes chain container)							
115-1-60 Product No.	Wt. (lbs.)	230/460-3-60 Product No.	Wt. (lbs.)	Cap. (tons)	Lift Height	Speed (f.p.m.)	Price Ea.
H2401/2450	58	H2402/2450	62	1/4	10'	16	\$1,949.61
H2403/2450	64	H2404/2450	62	1/2	10'	16	2,316.94
H2407/2451	110	H2408/2451	111	1	10'	16	2,652.01
H2409/2453	136	H2410/2453	128	2	10'	8	3,227.20

AirStar Air Hoist

- Efficient and safe air hoist.
- Features pull cord control for accurate control of loads.

Compact and lightweight. Features variable lifting speeds. Includes Swivel Hook suspension. Equipped with standard link chain. Multi-vane rotary air motor for smooth operation. Recommended air pressure 90 PSI. Air inlet: 3/8" NPTF. Capacities from 1/4 to 1 ton. Lifetime warranty. Made in USA. Includes chain container. FOB Shipping Point.



AIRSTAR AIR HOIST						
Product No.	Cap. (tons)	Lift Height	Max. Lift Speed (fpm)	Max. Lowering Speed (fpm)	Wt. (lbs.)	Price Ea.
H7400C	1/4	10'	65	95	41	\$2,975.63
H7401C	1/2	10'	45	120	41	2,981.25
H7402C	1	10'	23	60	58	3,665.63

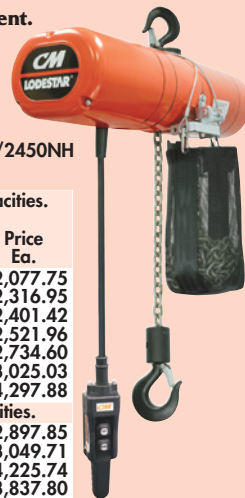
Longer lifts available.

CM New Generation LodeStar Electric Chain Hoist

- Lifetime grease-lubricated Gear Box.
- Clutch located outside the Gear Box for easy access.
- Heavy duty DC brake is designed for long service life.
- 5 pocket lift wheel provides better chain and lift wheel engagement.

Made in the USA, the new LodeStar features quieter operation, environment friendly design, easier access to key components, higher duty cycles, less maintenance and enhanced safety features. FOB Shipping Point.

Made in U.S.A.



H2702NH/2450NH

CM NEW GENERATION LODESTAR (Includes chain container) 1/2 to 1/2 ton capacities.							
115-1-60 Product No.	Wt. (lbs.)	230/460-3-60 Product No.	Wt. (lbs.)	Cap. (tons)	Lift Height	Speed (f.p.m.)	Price Ea.
H2702NH/2450NH	77	H2705NH/2450NH	60	1/2	10'	32	\$2,077.75
H2712NH/2450NH	67	H2715NH/2450NH	64	3/4	10'	60	2,316.95
H2722NH/2450NH	53	H2725NH/2450NH	61	1/4	10'	16	2,401.42
H2732NH/2450NH	61	H2735NH/2450NH	64	1/2	10'	32	2,521.96
H2752NH/2450NH	61	H2755NH/2450NH	65	1/2	10'	16	2,734.60
H3512NH/2451NH	110	H3515NH/2451NH	110	1/2	10'	32	3,025.03
		H3545NH/2451NH	117	1/2	10'	64	4,297.88

CM NEW GENERATION LODESTAR (Includes chain container) 1-3 ton capacities.							
Product No.	Wt. (lbs.)	Product No.	Wt. (lbs.)	Cap. (tons)	Lift Height	Speed (f.p.m.)	Price Ea.
H2762NH/2451NH	72	H2765NH/2451NH	73	1	10'	8	2,897.85
H3522NH/2451NH	113	H3525NH/2451NH	110	1	10'	16	3,049.71
H3532NH/2453NH	131	H3535NH/2451NH	117	1	10'	32	4,225.74
		H3535NH/2453NH	130	2	10'	8	3,837.80
		H3565NH/2453NH	135	2	10'	16	4,756.33
H9501NH/2455NH	158	H9505NH/2455NH	158	3	10'	5.5	4,579.80
		H9508NH/2455NH	162	3	10'	11	5,298.32

Longer lifts available.

Air XL Air Hoist

- Heavy duty construction features for durable service.
- Features pendant control for precise load spotting.

Ideal hoist for automotive plants, heavy equipment, manufacturing, chemical plants, refineries and rugged work environments. Features variable lifting speeds. Smooth chain operation and constant chain speed. Standard overload protector. Equipped with hook suspension. Clutch acts as upper and lower limits. Capacities from 2 to 6 tons. Lifetime warranty. Made in USA. Includes chain container. FOB Shipping Point.



AIR XL AIR HOIST					
Product No.	Cap. (tons)	Lift Height	Speed (fpm)	Wt. (lbs.)	Price Ea.
H5340H	2	10'	31	347	\$10,435.31
H5341H	3	10'	21	421	10,876.00
H5342H	5	10'	13	429	10,985.80
H5343H	6	10'	10	453	11,996.32

Longer lifts available.

CHAIN HOISTS & TROLLEYS



CM Hurricane Hand Chain Hoist

- An economical, high-quality, rugged hoist with unique long-wearing features.
- Designed with fewer parts to assure long life and minimal maintenance.


Designed to lift loads in a variety of industrial, construction and commercial operations. Unique brake design -- single disc brake does not incorporate ratchet, pawls, or pawl spring as on other hand chain hoists. Frame and housing are made from impact resistant, stamped steel for long life. All internal gears and pinions are heat treated steel for high strength. High quality bushings and sealed ball bearings used throughout. Chain guide and stripper assure load chain alignment. Hardened steel chain for long life. Includes high strength hooks and latches. Powder coated finish for corrosion protection. 5-year warranty. FOB Shipping Point. Hand wheel cover rotates 360° for hoist operation in any position.


CM HURRICANE							
Product No.	Cap. (tons)	Lift Height	Wt. (lbs.)	Price Ea.	Hand & Load Chain	Load Chain Only	Hand Chain Only
H5623A	1/2	10'	18.5	\$252.66	\$13.13	\$5.40	\$7.73
H5624A	1/2	15'	28	311.12	13.13	5.40	7.73
H5625A	1/2	20'	29.3	369.56	13.13	5.40	7.73
H5626A	1	10'	26.5	286.84	14.61	6.88	7.73
H5627A	1	15'	37	351.58	14.61	6.88	7.73
H5628A	1	20'	39.7	417.22	14.61	6.88	7.73
H5629A	2	10'	42.1	445.99	16.09	8.36	7.73
H5630A	2	15'	57	517.93	16.09	8.36	7.73
H5631A	2	20'	60.4	588.96	16.09	8.36	7.73

Standard hand chain is 2' less than lift.

Cyclone Hand Chain Hoist

- Features high-efficiency spur gearing for greater lift with minimum effort.
- Safety Load Limiter for simple, automatic overload protection.

Durable, tough and safe. Includes contoured Weston-type automatic brake for positive load control. Most interchangeability of parts in the industry. Lifetime warranty. Made in USA.  FOB Shipping Point.



CYCLONE HAND CHAIN HOIST							
Product No.	Cap. (tons)	Lift Height	Wt. (lbs.)	Price Ea.	Hand & Load Chain	Load Chain Only	Hand Chain Only
H4621	1/2	10'	37	\$870.40	\$27.05	\$13.95	\$13.09
H4622	1/2	10'	37	870.40	27.05	13.95	13.09
H4624	1	10'	40	1,024.16	29.90	16.80	13.09
H4625	1 1/2	10'	65	1,373.45	32.13	19.04	13.09
H4626	2	10'	70	1,566.15	32.13	19.04	13.09
H4627	3	10'	96	2,158.44	51.16	38.07	13.09
H4628	4	10'	103	2,568.47	51.16	38.07	13.09
H4629	5	10'	138	3,056.35	70.19	57.10	13.09
H4630	6	10'	132	3,079.13	70.19	57.10	13.09
H4631	8	10'	235	4,643.37	89.22	76.13	13.09
H4632	10	10'	249	5,005.97	108.25	95.16	13.09



CM Series 633 Wide Range Trolley

- Easy rolling on American standard shapes, wide flange shapes or patented rail.
- Use with hook suspended hoist.

Rugged steel side plates formed to include bumpers and trolley guards. Frames connected by steel equalizer pin, secured by 2 nuts. Space washer can be shifted inside or outside for easy adjustment to a wide range of beam. Universal tread flanged track wheels equipped with shielded ball bearings. Hardened wheels and axles for added strength and durability. Bearings prepacked with lifetime lubricant. Includes suspension plate for easy hoist attachment. One-year warranty. FOB Shipping Point.

CM 633 TROLLEY RANGE OF ADJUSTMENT						
Product No.	Cap. (tons)	Beam Height	Flange Width	Wt. (lbs.)	Price Ea.	
H3302	1/2	3-15"	2 1/2"-5 1/2"	17	\$173.70	
H3304	1	5-24"	3-8"	36	204.08	
H3306	2	6-24"	3 3/8"-8"	53	339.80	
H3307	3	8-24"	4-8"	100	578.05	
H3309	5	10-24"	4 3/8"-8"	179	873.24	


CM Series 622 Hand Chain Hoist

- Simple, efficient and economical design.
- Compact design, low headroom and lightweight steel construction for easy installation, even in confined spaces.

Features hardened load chain for flexibility and long wear. Weston-type load brake requires no lubrication. Hand wheel cover with guide slots minimize jamming and slipping. Forged swivel hooks with latches reduce twisting of chain and unintentional unhooking of load when chain is slack. Standard hand chain drop is 2' less than lift. One-year warranty. FOB Shipping Point.

CM 622 HOIST				
Product No.	Cap. (tons)	Lift Height	Wt. (lbs.)	Price Ea.
H2255	1/2	10'	18	\$131.94
H2256	1	10'	26	149.01
H2258	2	10'	61	301.84
H2259	3	10'	85	369.23
H2260	5	10'	91	836.23


Standard hand chain is 2' less than lift. Call for additional lift height sizes.



Screwlock Beam Clamp

- Designed to fit flanges of most structured beams.

Acts as a semi-permanent lifting point for use with manual or electric hoists. Load pin incorporated for load suspension with reduced headroom. FOB Shipping Point.



SCREWLOCK BEAM CLAMP						
Product No.	Working Load Cap. (lbs.)	Flange Range	Overall Length	Overall Depth	Wt. (lbs.)	Price Ea.
HSC921	2200	3 to 8 1/2"	12 1/2"	2 5/8"	11	\$179.61
HSC922	4400	3 to 8 1/2"	12 1/2"	2 7/8"	14	202.30
HSC923	6600	4 to 10 3/4"	14 1/2"	4"	18	320.72
HSC923/L	6600	3 to 12"	16 1/2"	4"	20	401.65
HSC925	11000	4 to 10 3/4"	15 1/2"	4 3/8"	22	421.00
HSC925/L	11000	3 to 12"	17 1/2"	4 3/8"	27	526.97
HSC9210	22000	3 to 12"	20"	4 3/8"	36	626.65

PERMANENT LIFT MAGNETS



XPL Series

- Powerful rare earth magnets.
- Handles wide range of diameters on round materials.

Manually operated rare earth permanent lift magnets offer high capacity and versatility for their size and cost. Extremely easy to operate, these magnets are capable of handling flat and round material. Six models with capacities up to 5,000 lbs. on flat and 3,700 lbs. on round materials. Easy to rotate handle with no backlash. Manual ON and OFF. No power supply required. FOB Shipping Point.

Product No.	Flat Max. Cap. (lbs.)	Round Max. Cap. (lbs.)	XPL SERIES		Wt. (lbs.)	Price Ea.
			Size L x W x H			
HXPL-4/3	400	300	3 $\frac{3}{8}$ x 4 x 4 $\frac{11}{16}$ "		16	\$644.00
HXPL-8/6	800	600	4 $\frac{1}{2}$ x 6 $\frac{1}{8}$ x 4 $\frac{11}{16}$ "		33	1,029.00
HXPL-15/9	1,500	900	5 $\frac{3}{8}$ x 7 $\frac{1}{4}$ x 5 $\frac{1}{2}$ "		55	1,223.00
HXPL-24/16	2,400	1,600	5 $\frac{3}{8}$ x 9 $\frac{1}{2}$ x 6 $\frac{1}{2}$ "		88	1,414.00
HXPL-30/24	3,000	2,400	5 $\frac{3}{8}$ x 10 $\frac{3}{8}$ x 7 $\frac{13}{16}$ "		111	2,190.00
HXPL-50/40	5,000	3,700	6 $\frac{1}{8}$ x 13 $\frac{1}{2}$ x 9 $\frac{1}{8}$ "		212	3,552.00



RPL Series

- Super compact.
- Handle multiple operations with same magnet.

Lift, move or position round or flat materials with the same magnet. Super compact rare earth SafeHold® RPL Series manually operated permanent lift magnets offer the flexibility to handle multiple operations. Five models with capacities up to 7,000 lbs. on flat and 1,750 lbs. on round materials. Locking mechanism built into handle for one hand operation. Manual ON and OFF. No power supply required. FOB Shipping Point.

Product No.	Flat Max. Cap. (lbs.)	Round Max. Cap. (lbs.)	RPL SERIES		Wt. (lbs.)	Price Ea.
			Size L x W x H			
HRPL-3	300	150	3 $\frac{3}{8}$ x 2 $\frac{1}{2}$ x 2 $\frac{3}{8}$ "		7	\$315.00
HRPL-11	1,100	550	6 $\frac{1}{8}$ x 3 $\frac{3}{8}$ x 3 $\frac{1}{8}$ "		22	740.00
HRPL-22	2,200	1,100	9 $\frac{1}{8}$ x 4 $\frac{1}{8}$ x 4 $\frac{1}{8}$ "		53	1,076.00
HRPL-35	3,500	1,750	10 $\frac{3}{8}$ x 6 $\frac{1}{8}$ x 6 $\frac{1}{32}$ "		110	2,066.00
HRPL-70	7,000	-	14 $\frac{1}{8}$ x 9 $\frac{3}{32}$ x 8 $\frac{1}{32}$ "		276	4,208.00

LIFT MAGNET GUIDELINES:

Surface Condition: Magnet face and load surface must be clean and smooth. Capacity ratings listed are on flat, clean and polished steel plate with magnet face in full contact with the load surface. Paint, coatings, scale or other materials between the load surface and the magnet will adversely affect the holding power of the magnet.

Material Thickness: Lifting capacity is lower on thinner materials. Contact dealer for more capacity information.

Material Composition: Magnet capacity is based on lifting low carbon steel. Other materials may reduce lifting capacity.

Load Size and Position: Thin sheets, rough and irregular surfaces, odd shapes and scale all affect holding power adversely and must be considered in establishing a safety factor. The magnet must be positioned on the load center of gravity. Tilted or unbalanced loads significantly affect the holding power of the magnet.

Capacity: Maximum attractive force is approximately twice the rated lifting capacity. Capacity ratings listed are on flat, clean and polished steel plate with magnet face in full contact with the load surface. The above factors should be taken into account when determining appropriated safety factors for a given load. A minimum of 2 to 1 safety factor must be applied based on the actual breakaway force for a given load. Refer to ASME Standard B30.20 for inspection and operating procedures of Close Proximity Operated Lifting Magnets and read Manufacturers' Operating Manual before using magnet.



APL Series

- Hands free activation.
- Great for use where operator access is limited.

Permanent magnets that turn on and off automatically without having to manually release the magnet. The APL Series is ideal for loading and unloading steel sheets from burn tables and anywhere that limits operator access. Crane activated ON/OFF mechanism. No manual-magnet activation required. Handle flat materials with ease and hands free activation. Four models with capacities up to 5,800 lbs. on flat material. No power supply required. FOB Shipping Point.

Product No.	Flat Max. Cap. (lbs.)	APL SERIES		Wt. (lbs.)	Price Ea.
		Size L x W x H			
HAPL-150	900	10 $\frac{3}{8}$ x 9 $\frac{1}{8}$ x 17 $\frac{3}{8}$ "		167	\$2,971.00
HAPL-152	1,650	10 $\frac{3}{8}$ x 12 x 21 $\frac{1}{2}$ "		291	3,352.00
HAPL-154	3,600	17 $\frac{1}{4}$ x 12 x 22 $\frac{1}{4}$ "		463	4,140.00
HAPL-156	5,800	23 x 13 $\frac{1}{8}$ x 23 $\frac{1}{8}$ "		727	5,143.00



EPL Series

- Highest rated capacity permanent lift magnet on the market.
- Easy to use.

EPL Series permanent lift magnets can lift and transfer steel and iron without slings, hooks or cables. Make quick work of difficult time consuming steel handling. Highest rated capacity permanent lift magnet on the market. Handle flat materials with ease. Four models with capacities up to 10,000 lbs. on flat material. Easy to rotate handle with no backlash. Manual ON and OFF. No power supply required. FOB Shipping Point.


Product No.	Flat Max. Cap. (lbs.)	EPL SERIES		Wt. (lbs.)	Price Ea.
		Size L x W x H			
HEPL-121	650	2 $\frac{1}{8}$ x 9 $\frac{1}{2}$ x 7 $\frac{1}{8}$ "		37	\$936.00
HEPL-154	4,000	11 $\frac{1}{8}$ x 12 x 9"		225	2,002.00
HEPL-157	7,500	20 x 12 x 9"		400	3,839.00
HEPL-197	10,000	21 $\frac{1}{8}$ x 14 x 10 $\frac{1}{8}$ "		640	6,123.00

CONVEYOR ACCESSORIES

Conveyor Bearings (Equal in form, fit, & function to Mathews.)

Rollers are used in many types of conveyors in a wide range of applications. Our broad selection of Conveyor Bearings are used to produce almost any configuration of conveyor rollers, matching other manufacturers in form, fit and function. Bearing designs are precision or non-precision, open labyrinth or sealed, greased or lightly oiled, swaged or press fit, round or hex bore with load ranges from 40 to 4,000 pounds. Many different sizes and variations available -- call for more information. FOB Shipping Point.

Product No.	O.D. of Body	O.D. of Flange	Bore	Length Thru Bore	Load Rating (lbs.)	Wt. (lbs.)	Price Ea.
H1SP-B1001-1	0.879"	1.00"	3/8" Hex	0.375"	40	0.2	\$1.80
H1SP-B1020-1	1.526"	1.656"	7/8" Hex	0.665"	155	0.2	3.16
H1SP-B1030-2	1.526"	1.656"	7/8" Hex	0.873"	155	0.3	7.44
H1SP-B1060-1	2.266"	2.437"	1 1/8" Hex	1.160"	305	0.6	12.49
H1SP-B1080-1	3.073"	-	1 1/2" Hex	1.453"	1250	1.4	26.79
H1SP-B1100-2	3.573"	-	1 1/2" Hex	1.562"	2250	2.6	40.00
H1SP-B1130-2	3.937"	-	1 1/2" Hex	1.484"	5700	3.4	75.07
H1SP-B1150-2	2.265"	-	1 1/8" Hex	1.500"	2380	0.8	33.33
H1SP-B1160-2	3.073"	-	1 1/8" Hex	1.688"	4260	1.8	41.83



Conveyor Bearings (Equal in form, fit, & function to Frantz.)


Many different sizes and variations available -- call for more information. FOB Shipping Point.

Product No.	OD of Body	OD of Flange	Bore	Length Thru Bore	Load Rating (lbs.)	Wt. (lbs.)	Price Ea.
HFM229-0803H	0.980"	1.00"	1/4" Hex	0.437"	35	0.05	\$6.01
HSA434-1112H	1.712"	-	3/8" Hex	0.719"	300	0.23	5.22
HFA380-1100H	1.500"	1.625"	3/8" Hex	0.750"	105	0.18	2.96
HFA388-1110H	1.530"	1.668"	3/8" Hex	0.687"	145	0.18	7.21
HHM451-1105H	1.780"	1.900"	3/8" Hex	0.531"	140	0.17	2.41
HFM413-1134H	1.628"	1.750"	3/8" Hex	0.703"	125	0.22	7.26
HFM575-1732H	2.265"	2.437"	1 1/8" Hex	1.218"	425	0.64	9.38
HSM778-2782H	3.063"	-	1 1/2" Hex	1.250"	603	1.3	15.80
HSA588-1713H	2.321"	-	1 1/8" Hex	0.766"	600	0.52	11.23

Logan Conveyor Bearings


Many different sizes and variations available -- call for more information. FOB Shipping Point.

Product No.	O.D.	I.D.	Length Thru Bore	Load Rating (lbs.)	Wt. (lbs.)	Price Ea.
H11-LL	2.269"	.703" Hex	1.281"	300	0.2	\$6.59
H50-LL	1.497"	3/8" Hex	0.937"	135	0.2	14.00
H55-LL	1.958"	3/8" Hex	1.180"	200	0.4	16.86
H60-LL	2.329"	1 1/8" Hex	1.366"	300	0.8	22.68
H70-LL	3.115"	1" Hex	1.579"	1000	1.4	30.57
H75-LL	3.612"	1 1/4" Hex	1.645"	1800	2.2	37.14
H85-D	4.031"	1.525" Hex	2.093"	3000	2.8	84.69



Ball Transfer Units

Ball Transfers are used in tables, rails and stands to move products manually in any direction. Our ball transfers are designed for a variety of mounting configurations; stud mount, flange mount, drop in, pipe mount etc. Sizes range from 1" to 3" main balls, with capacities from 50 pounds to 650 pounds. Many different sizes and variations available -- call for more information. FOB Shipping Point.



Product No.	Ball Diameter	Threading	Ball Material	Housing Material	Cap. (lbs.)	Mounting Style	Wt. (lbs.)	Price Ea.
HBT254-1	1"	-	Carbon Steel	Carbon Steel	75	Flange Mount	0.34	\$2.09
HBT254-3	1"	1/4"-20	Carbon Steel	Carbon Steel	55	Stud Mount	0.35	2.69
HBT254-0420	1"	1/4"-20	Carbon Steel	Carbon Steel	55	Stud Mount	0.49	2.41
HBT254-1100	1"	-	Carbon Steel	Carbon Steel	150	Flange Mount	0.27	3.54
HBT381-0210	1 1/2"	-	Carbon Steel	Carbon Steel	185	Flange Mount	1.25	12.80



Skate Wheels

Skate Wheels are used within gravity conveyor and flow rails, to move products of many types through assembly, packaging and transport. Available in the most common sizes in zinc plated steel, aluminum and plastic Skate Wheels. Many different sizes and variations available -- call for more information. FOB Shipping Point.

Product No.	O.D.	Bore	Tread	Length Thru Bore	Cap. (lbs.)	Wt. (lbs.)	Price Ea.
HSKB194-0701	1 1/8"	1/4" Round	3/8"	1 3/8"	70	0.2	\$1.49
HSKB492-1501	1 1/8"	1/4" Round	3/8"	1 3/8"	150	0.2	1.52
HSKB492-1502	1 1/8"	3/8" Round	3/8"	1 3/8"	150	0.2	1.52

Call for information to prototype and supply any new and proprietary designs.




MATERIAL TRANSFER EQUIPMENT

Swing Stick Extension

- Packages glide easily over smooth rolling balls.

5' rigid frame aluminum Swing Stick with 3" axle centers attaches to the end of either of these conveyors. It can extend up into truck beds making loading and unloading fast and more efficient. When it is not in use, it nests on top of the conveyor. FOB Shipping Point.



(Swing stick extension)



SWING STICK EXTENSION						
Length	Width	Wheels Per Axle	Cap. (lbs.)	Product No.	Wt. (lbs.)	Price Ea.
5'	14"	6	275	HSTK-145	45	\$284.40
5'	18"	6	275	HSTK-185	48	298.80
5'	24"	9	275	HSTK-245	56	378.00

Accordian Expandable Conveyor

- Expands, contracts, twists and turns to provide flexible conveyor use.
- Sets up in seconds, folds up for space-saving storage.

Expands to 4 times its length. Twists around corners and obstructions. Sections bend in either direction around a 21" radius. Rolls on long wearing 5" x 1 1/2" rubber swivel casters with foot locks. Heavy duty tie rods. Height adjusts from 28" to 44". Includes 1 box stop and 1 set of hook couplers per unit. FOB Shipping Point.

MEDIUM DUTY ACCORDIAN EXPANDABLE CONVEYOR

Adj. Length	Width	Cap. (lbs.) Per Ft.	Leg Sets Per Unit	Wheels Per Axle	NYLON WHEELS			PLASTIC WHEELS			STEEL WHEELS		
					Product No.	Wt. (lbs.)	Price Ea.	Product No.	Wt. (lbs.)	Price Ea.	Product No.	Wt. (lbs.)	Price Ea.
2' - 8"	14"	226	3	6	H214-8N	130	\$572.54	H214-8P	130	\$600.77	H214-8S	150	\$625.63
3' - 12"	14"	226	4	6	H214-12N	165	776.16	H214-12P	165	807.07	H214-12S	190	850.75
4' - 16"	14"	226	5	6	H214-16N	210	1,055.71	H214-16P	210	1,067.14	H214-16S	240	1,092.00
5' - 20"	14"	226	6	6	H214-20N	245	1,271.42	H214-20P	245	1,295.62	H214-20S	280	1,308.38
6' - 24"	14"	226	7	6	H214-24N	280	1,452.86	H214-24P	280	1,455.55	H214-24S	320	1,486.46
7' - 28"	14"	226	8	6	H214-28N	350	1,733.09	H214-28P	350	1,788.86	H214-28S	400	1,942.08
8' - 32"	14"	226	9	6	H214-32N	385	1,913.18	H214-32P	385	1,981.06	H214-32S	440	2,174.59
9' - 36"	14"	226	10	6	H214-36N	430	2,127.55	H214-36P	430	2,200.80	H214-36S	490	2,390.98
10' - 40"	14"	226	11	6	H214-40N	465	2,317.73	H214-40P	465	2,397.02	H214-40S	530	2,612.06
2' - 8"	18"	226	3	6	H218-8N	150	602.11	H218-8P	150	626.30	H218-8S	170	639.74
3' - 12"	18"	226	4	6	H218-12N	195	844.70	H218-12P	195	868.90	H218-12S	220	905.86
4' - 16"	18"	226	5	6	H218-16N	250	1,055.04	H218-16P	250	1,081.92	H218-16S	280	1,136.35
5' - 20"	18"	226	6	6	H218-20N	290	1,347.36	H218-20P	290	1,358.78	H218-20S	330	1,369.54
6' - 24"	18"	226	7	6	H218-24N	335	1,481.09	H218-24P	330	1,518.05	H218-24S	380	1,555.01
7' - 28"	18"	226	8	6	H218-28N	415	1,783.49	H218-28P	415	1,838.59	H218-28S	470	1,974.34
8' - 32"	18"	226	9	6	H218-32N	455	1,974.34	H218-32P	455	2,036.16	H218-32S	520	2,195.42
9' - 36"	18"	226	10	6	H218-36N	500	2,176.61	H218-36P	500	2,245.15	H218-36S	570	2,421.89
10' - 40"	18"	226	11	6	H218-40N	555	2,390.98	H218-40P	555	2,462.88	H218-40S	635	2,660.45
11' - 44"	18"	226	12	6	H218-44N	595	2,593.92	H218-44P	595	2,673.89	H218-44S	680	2,893.63
12' - 48"	18"	226	13	6	H218-48N	660	2,874.82	H218-48P	660	2,966.21	H218-48S	750	3,200.06
13' - 52"	18"	226	14	6	H218-52N	720	3,088.51	H218-52P	720	3,187.97	H218-52S	820	3,445.34
14' - 56"	18"	226	15	6	H218-56N	760	3,291.46	H218-56P	860	3,402.34	H218-56S	870	3,678.53
15' - 60"	18"	226	16	6	H218-60N	800	3,494.40	H218-60P	800	3,609.98	H218-60S	920	3,812.26
2' - 8"	24"	226	3	8	H224-8N	175	677.38	H224-8P	175	721.73	H224-8S	200	778.85
3' - 12"	24"	226	4	8	H224-12N	230	942.82	H224-12P	230	958.27	H224-12S	260	1,010.69
4' - 16"	24"	226	5	8	H224-16N	295	1,233.12	H224-16P	295	1,265.38	H224-16S	335	1,296.96
5' - 20"	24"	226	6	8	H224-20N	350	1,505.28	H224-20P	350	1,556.35	H224-20S	400	1,645.06
6' - 24"	24"	226	7	8	H224-24N	400	1,772.74	H224-24P	400	1,790.88	H224-24S	460	1,809.70
7' - 28"	24"	226	8	8	H224-28N	495	2,115.46	H224-28P	495	2,197.44	H224-28S	565	2,412.48
8' - 32"	24"	226	9	8	H224-32N	545	2,347.30	H224-32P	545	2,442.72	H224-32S	620	2,683.30
9' - 36"	24"	226	10	8	H224-36N	595	2,593.25	H224-36P	595	2,700.77	H224-36S	680	2,965.54
10' - 40"	24"	226	11	8	H224-40N	665	2,860.03	H224-40P	665	2,972.26	H224-40S	760	3,267.94
11' - 44"	24"	226	12	8	H224-44N	715	3,099.26	H224-44P	715	3,224.26	H224-44S	820	3,551.52
12' - 48"	24"	226	13	8	H224-48N	790	3,425.86	H224-48P	790	3,564.29	H224-48S	900	3,839.81
13' - 52"	24"	226	14	8	H224-52N	860	3,690.62	H224-52P	860	3,771.94	H224-52S	985	4,123.39
14' - 56"	24"	226	15	8	H224-56N	910	3,846.53	H224-56P	910	3,994.37	H224-56S	1040	4,401.60
15' - 60"	24"	226	16	8	H224-60N	965	4,075.58	H224-60P	965	4,247.04	H224-60S	1100	4,677.79

Heavy Duty Accordian Wheel Conveyor

- Features double cross braces and double wall inner leg supports.

- 7 ga. side links with black epoxy finish.
- 275 lb. load capacity per lineal foot when fully extended. 28" - 36" height adjustment. FOB Shipping Point.

HEAVY DUTY ACCORDIAN EXPANDABLE CONVEYOR


Width	Adj. Length	Cap. (lbs.) Per Foot	Legs Sets Per Unit	Wheels Per Axle	NYLON WHEELS			PLASTIC WHEELS			STEEL WHEELS		
					Product No.	Wt. (lbs.)	Price Ea.	Product No.	Wt. (lbs.)	Price Ea.	Product No.	Wt. (lbs.)	Price Ea.
18"	3'7"-12'2"	275	4	6	H418-12N	220	\$993.22	H418-12P	220	\$1,018.08	H418-12S	275	\$1,069.15
18"	6'8"-23'2"	275	7	6	H418-24N	380	1,865.47	H418-24P	380	1,884.29	H418-24S	475	1,909.82
18"	10'3"-35'4"	275	10	6	H418-36N	575	2,780.74	H418-36P	575	2,853.31	H418-36S	718	3,045.06
18"	14'4"-49'5"	275	14	6	H418-48N	820	3,897.60	H418-48P	820	3,998.85	H418-48S	1025	4,256.45
18"	17'5"-60'5"	275	17	6	H418-60N	980	4,553.47	H418-60P	980	4,669.73	H418-60S	1225	4,974.82
24"	3'7"-12'2"	275	4	9	H424-12N	255	1,176.67	H424-12P	255	1,296.29	H424-12S	318	1,333.92
24"	6'8"-23'2"	275	7	9	H424-24N	450	2,179.97	H424-24P	450	2,266.66	H424-24S	562	2,397.70
24"	10'3"-35'4"	275	10	9	H424-36N	675	3,231.65	H424-36P	675	3,337.15	H424-36S	844	3,617.38
24"	14'4"-49'5"	275	14	9	H424-48N	960	4,389.50	H424-48P	960	4,534.66	H424-48S	1200	4,909.63
24"	17'5"-60'5"	275	17	9	H424-60N	1155	5,295.36	H424-60P	1155	5,476.80	H424-60S	1444	5,929.73
30"	3'7"-12'2"	275	4	12	H430-12N	300	1,397.09	H430-12P	300	1,428.67	H430-12S	375	1,518.05
30"	6'8"-23'2"	275	7	12	H430-24N	525	2,652.38	H430-24P	525	2,702.11	H430-24S	656	2,751.84
30"	10'3"-35'4"	275	10	12	H430-36N	790	3,860.64	H430-36P	790	4,015.87	H430-36S	988	4,184.54
30"	14'4"-49'5"	275	14	12	H430-48N	1140	5,235.55	H430-48P	1140	5,445.89	H430-48S	1425	5,995.58
30"	17'5"-60'5"	275	17	12	H430-60N	1370	6,291.94	H430-60P	1370	6,552.00	H430-60S	1712	7,170.24

POWERED & SPECIALTY ROLLERS

Ball Transfer Rails

- Packages glide easily over smooth rolling balls.

These single frame rails are custom designed for transfer systems -- allows for fast change-of-load directions. Built for rugged durable use. FOB Shipping Point.



1" BALL WITH 1/4" STEM - 2 1/2 x 1" - 12 GA. GALVANIZED CHANNEL							
Ball Center Spacing	Cap. Ball (lbs.)	Product No.	5' Section Wt. (lbs.)	Price Ea.	Product No.	10' Section Wt. (lbs.)	Price Ea.
3"	50	HBTRL-3-5	16	\$81.00	HBTRL-3-10	31	\$145.20
4"	50	HBTRL-4-5	14	66.00	HBTRL-4-10	27	117.00
6"	50	HBTRL-6-5	12	45.60	HBTRL-6-10	23	82.20
1" OVAL FLANGE - 2 1/2 x 1" - 12 GA. GALVANIZED CHANNEL							
3"	75	HBTRM-3-5	16	95.40	HBTRM-3-10	31	175.20
4"	75	HBTRM-4-5	14	75.00	HBTRM-4-10	27	142.80
6"	75	HBTRM-6-5	12	63.00	HBTRM-6-10	23	111.00
1 1/2" HEAVY DUTY BALL - 3 1/2 x 1" 10 GA. PAINTED CHANNEL							
6"	250	HBTRH-6-5	25	195.00	HBTRH-6-10	50	384.00
12"	250	HBTRH-12-5	18	114.00	HBTRH-12-10	36	223.20

Medium-Duty Accordion Roller Conveyors

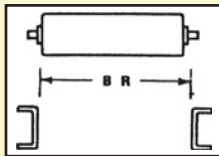
- 200 lb. per lineal foot load capacity.
- Galvanized steel rollers for excellent durability.

1 3/8" O.D. galvanized steel rollers on 5 1/4" axle centers. 28" to 36", box stop, pull handle and couplers standard. 5 x 1 1/2" swivel/wheel lock casters: 9 rollers per bed section. FOB Shipping Point.

MEDIUM-DUTY ACCORDION ROLLER CONVEYORS											
LENGTH ADJUSTMENT WITH 5 1/4" AXLE CENTERS			18" WIDTHS			24" WIDTHS			30" WIDTHS		
Length Contracted/Extended at Max.	Leg Sets per Unit	Bed Sections per Unit	Product No.	Wt. (lbs.)	Price Ea.	Product No.	Wt. (lbs.)	Price Ea.	Product No.	Wt. (lbs.)	Price Ea.
2' 8" - 8' 6"	3	2	HRLR18008S	185	\$919.80	HRLR24008S	210	\$963.60	HRLR30008S	220	\$1,150.80
3' 9" - 12' 2"	4	3	HRLR18012S	255	1,218.00	HRLR24012S	270	1,278.00	HRLR30012S	280	1,528.80
4' 10" - 15' 10"	5	4	HRLR18016S	310	1,567.80	HRLR24016S	350	1,615.80	HRLR30016S	360	1,933.80
5' 11" - 19' 6"	6	5	HRLR18020S	360	1,955.40	HRLR24020S	410	1,996.20	HRLR30020S	430	2,385.00
7' 0" - 23' 2"	7	6	HRLR18024S	415	2,320.20	HRLR24024S	470	2,365.80	HRLR30024S	490	2,827.00
8' 4" - 27' 9"	8	7	HRLR18028S	520	2,719.80	HRLR24028S	585	2,697.60	HRLR30028S	610	3,222.00
9' 5" - 31' 5"	9	8	HRLR18032S	570	3,101.40	HRLR24032S	645	3,150.00	HRLR30032S	670	3,763.20
10' 6" - 35' 1"	10	9	HRLR18036S	625	3,477.60	HRLR24036S	705	3,535.20	HRLR30036S	730	4,228.80
12' 5" - 41' 6"	12	11	HRLR18040S	740	3,892.80	HRLR24040S	835	3,943.80	HRLR30040S	870	4,716.00

Replacement & Specialty Rollers

Due to differences in bearing hub projections, all rollers must be ordered with a between rail dimension or out to out length on bearings. Order minimum quantity is 11 pieces. FOB Shipping Point.



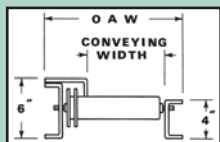

REPLACEMENT & SPECIALTY ROLLERS									
Product No.	O.D. Tubing	Tube Finish	Gauge	Axle Size	Bearings	Price for 10" BR	Max Roller Length	Price per Add'l. Inch	
H034-AR	3/4"	Alum.	20	1/2" rd	Galv.	\$4.74	24"	\$0.25	
H034-SR	3/4"	Galv.	20	1/4" rd	Galv.	4.92	28"	0.26	
H034-SSR	3/4"	Stainless Steel	20	1/4" rd	White Plastic*	12.95	28"	0.80	
H078-SR	7/8"	Plain	13	1/8" rd	Galv.	5.58	34"	0.32	
H138-AR	1 1/8"	Alum.	18	1/4" rd	Galv.	4.80	28"	0.26	
H138-SR	1 1/8"	Galv.	18	1/4" rd	Galv.	4.92	34"	0.26	
H138-SSR	1 1/8"	Galv.	18	5/16" hex	Galv.	5.46	34"	0.36	
H158-SSR	1 3/8"	Stainless Steel	16	7/16" hex	White Plastic*	19.20	34"	0.89	
H190-PVC	1.9"	PVC	0.145	7/16" hex	White Plastic*	16.20	34"	0.62	
H190-SRL	1.9"	Galv.	16	1/4" rd	Galv.	5.70	34"	0.34	
H190-SRM	1.9"	Galv.	16	7/16" hex	Galv.	5.88	46"	0.38	
H190-QSRM	1.9"	Galv.	16	7/16" hex	Precision Quiet	7.90	46"	0.38	
H200-SSR	2"	Stainless Steel	16	7/16" hex	White Plastic*	24.00	46"	1.14	
H200-ARL	2"	Alum.	16	1/4" rd	Galv.	5.70	28"	0.39	
H200-SRH	2"	Plain	12	7/16" hex	Galv.	6.84	50"	0.43	
H250-SRM	2 1/2"	Plain	14	7/16" hex	Galv.	8.64	50"	0.47	
H250-SRH	2 1/2"	Plain	11	1 1/16" hex	Galv.	16.20	60"	0.65	
H258-SRH	2 3/8"	Plain	7	1 1/16" hex	Galv.	17.40	60"	0.87	
H350-SRH	3 1/2"	Plain	0.219	1 1/16" hex	Galv.	42.60	60"	1.98	
H350-SRM	3 1/2"	Plain	10	1 1/16" hex	Galv.	37.20	60"	1.62	

*White Plastic with stainless steel ball bearings.

Chain Driven Live Roller Conveyors

- Perfect for steel and foundry industries.
- Use for heavy-duty applications.

This progressive chain driven live roller conveyor is used for heavy duty applications such as pallet moving and drum handling. 3/4 HP 220/3/60 motor with 4" and 6" structural channel construction. 2 1/2" - 11 gauge rollers with 6" roller centers. No. 60 chain, roller-to-roller drive, 40 FPM. Adjustable supports included. 30" roller height. FOB Shipping Point.




CHAIN DRIVEN LIVE ROLLER CONVEYORS						
Product No.	Overall Width	Usable Width	Wt. (lbs.)	Price Base Length 5 Ft.	Max Length	Price per Add'l. Ft.
HCDLR-28	28"	21"	407	\$2,877.00	80'	\$150.00
HCDLR-34	34"	27"	436	3,058.20	80'	155.20
HCDLR-40	40"	33"	480	3,132.00	80'	162.40
HCDLR-46	46"	39"	524	3,258.00	80'	167.80
HCDLR-55	55"	48"	679	3,361.80	80'	186.00

GRAVITY CONVEYORS

Skate Wheel Conveyors

- Transport boxes, cartons, packages, efficiently and speedily.
- Perfect for unloading trucks, assembly line work or moving material from one point to another.


Strong and long-lasting, built for minimum weight and maximum strength. Aluminum conveyors have 2½" x 1" x ⅝" aluminum channel frames, while steel ones have 2½" x 1" x 12 gauge galvanized frames. Wheels are zinc plated to resist corrosion. Available in straight or curved sections. 3' inside radius on curved sections. FOB Shipping Point.



Length	Width	ALUMINUM				STEEL			
		Wheels Per Foot	Product No.	Wt. (lbs.)	Price Ea.	Product No.	Wt. (lbs.)	Price Ea.	
5'	12"	6	H12-AW-06-5	18	\$97.20	H12-SW-06-5	30	\$96.00	
		10	H12-AW-10-5	21	113.40	H12-SW-10-5	34	110.40	
		12	H12-AW-12-5	22	123.00	H12-SW-12-5	36	118.80	
		16	H12-AW-16-5	25	138.60	H12-SW-16-5	40	135.00	
5'	18"	12	H18-AW-12-5	25	129.60	H18-SW-12-5	39	129.00	
		14	H18-AW-14-5	26	144.00	H18-SW-14-5	41	133.80	
		16	H18-AW-16-5	28	154.80	H18-SW-16-5	43	144.00	
		18	H18-AW-18-5	29	163.80	H18-SW-18-5	45	153.00	
5'	24"	18	H24-AW-18-5	32	177.00	H24-SW-18-5	48	173.40	
		20	H24-AW-20-5	34	186.00	H24-SW-20-5	50	180.60	
		24	H24-AW-24-5	36	207.00	H24-SW-24-5	54	199.20	
		28	H24-AW-28-5	39	221.40	H24-SW-28-5	58	216.00	
10'	12"	6	H12-AW-06-10	33	162.00	H12-SW-06-10	55	154.80	
		10	H12-AW-10-10	38	193.20	H12-SW-10-10	62	183.00	
		12	H12-AW-12-10	40	211.80	H12-SW-12-10	65	198.00	
		16	H12-AW-16-10	45	244.80	H12-SW-16-10	72	227.40	
10'	18"	12	H18-AW-12-10	46	226.20	H18-SW-12-10	71	220.20	
		14	H18-AW-14-10	48	259.20	H18-SW-14-10	75	229.80	
		16	H18-AW-16-10	51	279.00	H18-SW-16-10	78	252.60	
		18	H18-AW-18-10	53	293.40	H18-SW-18-10	82	271.20	
10'	24"	18	H24-AW-18-10	59	312.00	H24-SW-18-10	88	310.20	
		20	H24-AW-20-10	61	340.20	H24-SW-20-10	91	323.40	
		24	H24-AW-24-10	66	368.40	H24-SW-24-10	98	358.80	
		28	H24-AW-28-10	71	400.80	H24-SW-28-10	106	391.20	

Width	Wheels Per Ft.	Product No.	ALUMINUM 90° Curve		Product No.	45° Curve	
			Wt. (lbs.)	Price Ea.		Wt. (lbs.)	Price Ea.
12"	10	H12-AW-10-90	22	\$183.60	H12-AW-10-45	11	\$112.20
18"	16	H18-AW-16-90	27	211.80	H18-AW-16-45	15	136.80
24"	20	H24-AW-20-90	33	274.80	H24-AW-20-45	18	190.80
STEEL							
12"	10	H12-SW-10-90	24	171.60	H12-SW-10-45	17	105.00
18"	16	H18-SW-16-90	42	222.60	H18-SW-16-45	22	141.00
24"	20	H24-SW-20-90	50	289.20	H24-SW-20-45	26	198.00

White Nylon Wheel Conveyors



- Aluminum frame with white nylon wheels.
- White nylon wheels will never rust.
- Consult factory for stainless steel frame. FOB Shipping Point.

Overall Length	Wheels Width	Wheels Per Ft.	ALUMINUM FRAME WHITE NYLON WHEELS			
			Product No.	90° Curve Wt. (lbs.)	Price Ea.	Product No.
5'	12"	6	H12-AFWW-06-5	17	\$102.00	
		10	H12-AFWW-10-5	20	118.80	
		12	H12-AFWW-12-5	21	128.40	
		16	H12-AFWW-16-5	23	147.00	
5'	18"	12	H18-AFWW-12-5	24	135.00	
		14	H18-AFWW-14-5	25	150.00	
		16	H18-AFWW-16-5	26	161.40	
		18	H18-AFWW-18-5	27	170.40	
5'	24"	18	H24-AFWW-18-5	30	184.80	
		20	H24-AFWW-20-5	32	193.80	
		24	H24-AFWW-24-5	34	216.00	
		28	H24-AFWW-28-5	36	231.00	
10'	12"	6	H12-AFWW-06-10	31	168.00	
		10	H12-AFWW-10-10	36	199.20	
		12	H12-AFWW-12-10	38	219.00	
		16	H12-AFWW-16-10	42	251.40	
10'	18"	12	H18-AFWW-12-10	44	233.40	
		14	H18-AFWW-14-10	46	267.60	
		16	H18-AFWW-16-10	48	287.40	
		18	H18-AFWW-18-10	50	302.40	
10'	24"	18	H24-AFWW-18-10	56	324.60	
		20	H24-AFWW-20-10	58	353.40	
		24	H24-AFWW-24-10	64	384.00	
		28	H24-AFWW-28-10	68	417.00	




Product No.	Dia.	Bore Size	Description	Cap. (lbs.)	Ctn. Qty.	Price Per Ctn.
HSW	2"	¼" rd.	Skate Wheel	50	5	\$5.10
HHDSW	2"	¼" rd.	Heavy Duty Skate Wheel	100	5	6.10
HAW	2"	¼" rd.	Aluminum Wheel	40	5	6.10
HBNW	2"	¼" rd.	Black Nylon Wheel	50	5	5.10
HWNW	2"	¼" rd.	White Nylon Wheel	50	5	6.10

RUGGED ROLLER CONVEYORS

Medium Duty Conveyor

- Increase productivity and reduce costs with these super-strong roller conveyors.
- Designed especially for efficient transfer of heavy cartons, boxes, tote pans, packages, cases, etc.

Conveyors are easily set-up or rearranged when your needs change. Made of the finest aluminum or steel for long wear and trouble-free service. Aluminum: 2½" x 1" x 1", .125 in. formed channel frame with 5 cross angles. 2", 16 ga. rollers with ¼" spring loaded axle. Hook and rod couplers. 600 lbs. frame capacity... 65 lbs. roller capacity. Steel: 2½" x 1" x 1", 12 ga. galvanized formed frame with 5 cross angles. 1.9", 16 ga. rollers with ¼" spring loaded axles. Hook and rod couplers. 900 lbs. frame capacity... 125 lbs. roller capacity. FOB Shipping Point.




MEDIUM DUTY CONVEYOR								
ALUMINUM ROLLER					STEEL ROLLER			
Length	Width	Roller Center	Product No.	Wt. (lbs.)	Price Ea.	Product No.	Wt. (lbs.)	Price Ea.
5'	12"	3"	H200ARL312-5	29	\$162.60	H190SRL312-5	51	\$146.40
5'	18"	3"	H200ARL318-5	36	188.40	H190SRL318-5	67	169.20
5'	24"	3"	H200ARL324-5	44	220.80	H190SRL324-5	80	189.00
10'	12"	3"	H200ARL312-10	54	294.60	H190SRL312-10	101	255.00
10'	18"	3"	H200ARL318-10	69	342.60	H190SRL318-10	134	298.20
10'	24"	3"	H200ARL324-10	83	421.20	H190SRL324-10	160	351.00
5'	12"	4½"	H200ARL4512-5	24	129.00	H190SRL4512-5	38	118.20
5'	18"	4½"	H200ARL4518-5	30	147.60	H190SRL4518-5	55	132.60
5'	24"	4½"	H200ARL4524-5	35	166.20	H190SRL4524-5	65	147.60
10'	12"	4½"	H200ARL4512-10	44	288.60	H190SRL4512-10	75	198.00
10'	18"	4½"	H200ARL4518-10	56	271.20	H190SRL4518-10	109	222.60
10'	24"	4½"	H200ARL4524-10	68	309.00	H190SRL4524-10	130	260.40
5'	12"	6"	H200ARL612-5	19	106.20	H190SRL612-5	35	106.80
5'	18"	6"	H200ARL618-5	23	129.00	H190SRL618-5	43	115.08
5'	24"	6"	H200ARL624-5	28	143.40	H190SRL624-5	50	127.20
10'	12"	6"	H200ARL612-10	35	183.60	H190SRL612-10	67	171.00
10'	18"	6"	H200ARL618-10	43	225.00	H190SRL618-10	85	189.60
10'	24"	6"	H200ARL624-10	52	255.60	H190SRL624-10	100	214.20

Width	90° CURVE - 3" CENTERS			ALUMINUM 45° CURVE - 3" CENTERS			
	Product No.	Wt. (lbs.)	Price Ea.	Product No.	Wt. (lbs.)	Price Ea.	
12"	H200AR312-90	33	\$270.00	H200AR312-45	20	\$207.60	
18"	H200AR318-90	41	313.20	H200AR318-45	26	249.60	
24"	H200AR324-90	50	365.40	H200AR324-45	31	283.20	
Width	STEEL						
	12"	H190SRL312-90	60	225.00	H190SRL312-45	35	173.40
	18"	H190SRL318-90	80	253.80	H190SRL318-45	55	192.00
	24"	H190SRL324-90	100	283.20	H190SRL324-45	75	218.40

Light Duty Roller Conveyors

- Ideal conveyor for irregularly shaped or open bottom items
- Long lasting construction features stand up to daily industrial punishment.



LIGHT DUTY ROLLER CONVEYOR									
ALUMINUM					STEEL				
Overall Width	Roller Center	90° Curve			45° Curve				
		Product No.	Wt. (lbs.)	Price Ea.	Product No.	Wt. (lbs.)	Price Ea.		
12"	1½"	H138-AR-1512-90	39	\$340.20	H138-AR-1512-45	20	\$230.40		
18"	1½"	H138-AR-1518-90	49	375.60	H138-AR-1518-45	25	247.80		
24"	1½"	H138-AR-1524-90	59	422.40	H138-AR-1524-45	30	270.00		
12"	3"	H138-AR-312-90	30	179.40	H138-AR-312-45	15	118.80		
18"	3"	H138-AR-318-90	34	198.00	H138-AR-318-45	17	132.00		
24"	3"	H138-AR-324-90	37	217.80	H138-AR-324-45	18	144.00		
Overall Width	Roller Center	STEEL							
		12"	1½"	H138-SR-1512-90	65	\$358.80	H138-SR-1512-45	35	\$241.20
		18"	1½"	H138-SR-1518-90	85	391.20	H138-SR-1518-45	45	256.80
		24"	1½"	H138-SR-1524-90	110	428.40	H138-SR-1524-45	56	271.20
		12"	3"	H138-SR-312-90	48	169.20	H138-SR-312-45	24	111.00
		18"	3"	H138-SR-318-90	53	184.20	H138-SR-318-45	27	121.20
		24"	3"	H138-SR-324-90	54	196.80	H138-SR-324-45	28	127.20

Rollers measure 1½" diameter and are 18 gauge galvanized steel or 18 gauge aluminum, with flanged type bearings and spring loaded ¼" wide axle. Aluminum conveyors have 2½" x 1" x ½" aluminum channel frames, while steel ones have 2½" x 1" x 12 gauge galvanized frames. Channel capacity for steel conveyors is 900 lbs. and for aluminum, 600 lbs. FOB Shipping Point.

Overall Length	Overall Width	Roller Center	ALUMINUM			Product No.	Wt. (lbs.)	Price Ea.
			Product No.	Wt. (lbs.)	Price Ea.			
5'	12"	1½"	H138AR1512-5	34	\$210.00	H138SR1512-5	61	\$181.20
5'	18"	1½"	H138AR1518-5	44	234.00	H138SR1518-5	81	210.00
5'	24"	1½"	H138AR1524-5	54	275.40	H138SR1524-5	102	238.80
10'	12"	1½"	H138AR1512-10	62	384.00	H138SR1512-10	111	333.00
10'	18"	1½"	H138AR1518-10	80	433.20	H138SR1518-10	148	387.00
10'	24"	1½"	H138AR1524-10	99	520.20	H138SR1524-10	186	432.00
5'	12"	3"	H138AR312-5	22	133.20	H138SR312-5	41	116.40
5'	18"	3"	H138AR318-5	27	148.80	H138SR318-5	52	132.00
5'	24"	3"	H138AR324-5	33	166.80	H138SR324-5	63	144.60
10'	12"	3"	H138AR312-10	40	234.00	H138SR312-10	74	199.80
10'	18"	3"	H138AR318-10	50	268.20	H138SR318-10	94	222.60
10'	24"	3"	H138AR324-10	60	301.20	H138SR324-10	114	249.60
5'	12"	4½"	H138AR4512-5	18	108.60	H138SR4512-5	34	97.80
5'	18"	4½"	H138AR4518-5	22	119.40	H138SR4518-5	42	106.20
5'	24"	4½"	H138AR4524-5	26	133.20	H138SR4524-5	50	118.20
10'	12"	4½"	H138AR4512-10	32	181.80	H138SR4512-10	61	159.60
10'	18"	4½"	H138AR4518-10	40	205.80	H138SR4518-10	76	177.00
10'	24"	4½"	H138AR4524-10	48	234.60	H138SR4524-10	90	201.00
5'	12"	6"	H138AR612-5	15	95.40	H138SR612-5	30	84.00
5'	18"	6"	H138AR618-5	19	105.60	H138SR618-5	36	89.40
5'	24"	6"	H138AR624-5	23	112.80	H138SR624-5	42	99.00
10'	12"	6"	H138AR612-10	28	157.20	H138SR612-10	55	132.00
10'	18"	6"	H138AR618-10	35	175.80	H138SR618-10	66	147.00
10'	24"	6"	H138AR624-10	42	194.40	H138SR624-10	77	162.00

Mini Roller Conveyor

- Light duty conveyor for all types of small packages, where rollers have to be close together.

Steel or aluminum rollers are ¾" 20 gauge with ¼" spring loaded axles for 20 lb. weight capacity. Angle frames are 2½" x 1" angle, double punched so rollers can be set above or below the frame, depending on the application. FOB Shipping Point.



Length	Width	Roller Center	ALUMINUM			STEEL		
			Product No.	Wt. (lbs.)	Price Ea.	Product No.	Wt. (lbs.)	Price Ea.
5'	5"	1"	H34AR105-5	17	\$236.40	H34SR105-5	29	\$243.60
5'	5"	2"	H34AR205-5	12	147.00	H34SR205-5	21	153.60
5'	11"	1"	H34AR111-5	26	278.40	H34SR111-5	42	280.80
5'	11"	2"	H34AR211-5	16	164.40	H34SR211-5	28	166.80
5'	14"	1"	H34AR114-5	30	292.80	H34SR114-5	50	295.20
5'	14"	2"	H34AR214-5	19	174.60	H34SR214-5	33	175.20
5'	18"	1"	H34AR118-5	36	308.40	H34SR118-5	59	310.20
5'	18"	2"	H34AR218-5	22	187.20	H34SR218-5	37	189.00
10'	5"	1"	H34AR105-10	34	434.40	H34SR105-10	57	444.00
10'	5"	2"	H34AR205-10	23	255.00	H34SR205-10	42	261.00
10'	11"	1"	H34AR111-10	51	508.80	H34SR111-10	84	511.20
10'	11"	2"	H34AR211-10	32	294.00	H34SR211-10	56	298.20
10'	14"	1"	H34AR114-10	60	537.00	H34SR114-10	99	538.80
10'	14"	2"	H34AR214-10	38	330.00	H34SR214-10	65	331.20
10'	18"	1"	H34AR118-10	71	570.00	H34SR118-10	117	579.00
10'	18"	2"	H34AR218-10	44	334.80	H34SR218-10	74	337.20

PVC Rollers

- Made of .78" PVC with a ¼" spring loaded axle.
- 10 lb. roller capacity.
- Galvanized frame is 2½" x 1", 12 gauge punched for set high rollers.



Double punched for roller high or low setting. FOB Shipping Point

Length	Over-All Width	Between Rail Width	Roller Center	Product No.	Wt. (lbs.)	Price Ea.
5'	5"	4"	1"	H078-PVC-0104-5	21	\$304.80
5'	5"	4"	2"	H078-PVC-0204-5	16	220.20
5'	9"	8"	1"	H078-PVC-0108-5	26	333.00
5'	9"	8"	2"	H078-PVC-0208-5	20	241.80
5'	13"	12"	1"	H078-PVC-0112-5	32	374.40
5'	13"	12"	2"	H078-PVC-0212-5	24	272.40
10'	5"	4"	1"	H078-PVC-0104-10	39	553.80
10'	5"	4"	2"	H078-PVC-0204-10	29	392.40
10'	9"	8"	1"	H078-PVC-0108-10	48	577.80
10'	9"	8"	2"	H078-PVC-0208-10	38	426.60
10'	13"	12"	1"	H078-PVC-0112-10	58	651.00
10'	13"	12"	2"	H078-PVC-0212-10	45	486.00

4" Replacement Roller H078-PVC-4"BR Price Ea. \$4.14

8" Replacement Roller H078-PVC-8"BR Price Ea. \$4.26

12" Replacement Roller H078-PVC-12"BR Price Ea. \$4.67

INDUSTRIAL DUTY CONVEYORS

Heavy Duty Roller Conveyor


- Built tough for extra rugged use.
- Sturdy 1400 lb. frame capacity, 250 lb. roller capacity.

Features 3/2" x 1" x 1" 10 ga. painted frame with 5 cross angles. 1.9", 16 ga. galvanized rollers with 5/8" hex axle spring loaded. Butt couplers. FOB Shipping Point.

Heavy Duty Conveyors											
Product No.	Length	Overall Width	Roller Center	Wt. (lbs.)	Price Ea.	Product No.	Length	Overall Width	Roller Center	Wt. (lbs.)	Price Ea.
H190-SRM312-5	5'	12"	3"	80	\$163.80	H190-SRM312-10	10'	12"	3"	150	\$294.00
H190-SRM318-5	5'	18"	3"	90	195.00	H190-SRM318-10	10'	18"	3"	190	347.40
H190-SRM324-5	5'	24"	3"	115	218.40	H190-SRM324-10	10'	24"	3"	220	400.80
H190-SRM330-5	5'	30"	3"	144	247.80	H190-SRM330-10	10'	30"	3"	262	459.00
H190-SRM336-5	5'	36"	3"	168	277.20	H190-SRM336-10	10'	36"	3"	305	515.40
H190-SRM4512-5	5'	12"	4 1/2"	70	133.80	H190-SRM4512-10	10'	12"	4 1/2"	130	229.80
H190-SRM4518-5	5'	18"	4 1/2"	85	151.20	H190-SRM4518-10	10'	18"	4 1/2"	160	264.60
H190-SRM4524-5	5'	24"	4 1/2"	95	169.80	H190-SRM4524-10	10'	24"	4 1/2"	180	303.00
H190-SRM4530-5	5'	30"	4 1/2"	110	192.00	H190-SRM4530-10	10'	30"	4 1/2"	200	348.00
H190-SRM4536-5	5'	36"	4 1/2"	126	208.20	H190-SRM4536-10	10'	36"	4 1/2"	230	378.60

90° CURVE - 3" ROLLER CENTER			
Product No.	Overall Width	Wt. (lbs.)	Price Ea.
H190-SRM-312-90	12"	90	\$263.40
H190-SRM-318-90	18"	114	294.00
H190-SRM-324-90	24"	132	336.60
H190-SRM-330-90	30"	150	378.00
H190-SRM-336-90	36"	170	418.80

45° CURVE - 3" ROLLER CENTER			
Product No.	Overall Width	Wt. (lbs.)	Price Ea.
H190-SRM-312-45	12"	50	200.40
H190-SRM-318-45	18"	61	229.20
H190-SRM-324-45	24"	70	255.00
H190-SRM-330-45	30"	85	284.40
H190-SRM-336-45	36"	98	309.60



- Features 2 1/2", 11 ga. steel rollers with 1/8" hex spring loaded axles, and 4" structural channel frame with five welded cross angles.
- Butt couplers. 750 lbs. roller capacity. FOB Shipping Point.

90° CURVE - 3" ROLLER CENTER			
Product No.	Overall Width	Wt. (lbs.)	Price Ea.
H250-SRH-312-90	12"	204	\$655.20
H250-SRH-318-90	18"	234	750.00
H250-SRH-324-90	24"	288	852.00
H250-SRH-330-90	30"	325	945.60
H250-SRH-336-90	36"	375	1,044.00

45° CURVE - 3" ROLLER CENTER			
Product No.	Overall Width	Wt. (lbs.)	Price Ea.
H250-SRH-312-45	12"	122	467.40
H250-SRH-318-45	18"	140	535.80
H250-SRH-324-45	24"	172	591.00
H250-SRH-330-45	30"	190	685.80
H250-SRH-336-45	36"	210	751.80


SUPER DUTY Roller Conveyor

SUPER DUTY CONVEYOR					
Product No.	Length	Overall Width	Roller Center	Wt. (lbs.)	Price Ea.
H250-SRH312-5	5'	12"	3"	175	\$394.80
H250-SRH318-5	5'	18"	3"	200	449.40
H250-SRH324-5	5'	24"	3"	250	490.20
H250-SRH330-5	5'	30"	3"	320	570.00
H250-SRH336-5	5'	36"	3"	372	617.40
H250-SRH312-10	10'	12"	3"	297	680.40
H250-SRH318-10	10'	18"	3"	390	794.40
H250-SRH324-10	10'	24"	3"	480	881.40
H250-SRH330-10	10'	30"	3"	581	1,029.00
H250-SRH336-10	10'	36"	3"	676	1,131.00
H250-SRH412-5	5'	12"	4"	150	338.40
H250-SRH418-5	5'	18"	4"	170	375.00
H250-SRH424-5	5'	24"	4"	200	410.40
H250-SRH430-5	5'	30"	4"	258	467.40
H250-SRH436-5	5'	36"	4"	299	505.20
H250-SRH412-10	10'	12"	4"	252	562.20
H250-SRH418-10	10'	18"	4"	330	637.80
H250-SRH424-10	10'	24"	4"	390	715.20
H250-SRH430-10	10'	30"	4"	470	814.80
H250-SRH436-10	10'	36"	4"	543	864.60
H250-SRH612-5	5'	12"	6"	115	268.80
H250-SRH618-5	5'	18"	6"	140	303.00
H250-SRH624-5	5'	24"	6"	160	334.20
H250-SRH630-5	5'	30"	6"	197	384.60
H250-SRH636-5	5'	36"	6"	225	401.40
H250-SRH612-10	10'	12"	6"	208	417.60
H250-SRH618-10	10'	18"	6"	260	488.40
H250-SRH624-10	10'	24"	6"	310	557.40
H250-SRH630-10	10'	30"	6"	359	643.80
H250-SRH636-10	10'	36"	6"	410	678.60

Super Heavy Duty Roller Conveyor

- No job is too tough for this super conveyor.
- 3 1/2" conveyor is practically indestructible.

Rollers are 3 1/2" x .216 wall thickness for extra strength. Axles are 1 1/8" hex and drilled for cotter pins. Frames are 6 x 8.2 lbs./ft. structural channel. 5 welded cross braces for reinforcement. Butt couplers standard. Frame capacity over 10' is 8600 lbs.. 5' is 16600 lbs. 1100 lbs. roller capacity. Rollers can be set high or low. FOB Shipping Point.



			5' Section			10' Section		
Overall Width	Between Rail Width	Roller Centers	Product No.	Wt. (lbs.)	Price Ea.	Product No.	Wt. (lbs.)	Price Ea.
12"	8"	4"	H350-SRH-0412-5	263	\$837.00	H350-SRH-0412-10	515	\$1,551.00
18"	14"	4"	H350-SRH-0418-5	346	958.20	H350-SRH-0418-10	680	1,806.00
24"	20"	4"	H350-SRH-0424-5	434	1,083.00	H350-SRH-0424-10	855	2,070.00
30"	26"	4"	H350-SRH-0430-5	522	1,194.60	H350-SRH-0430-10	1025	2,298.00
12"	8"	8"	H350-SRH-0812-5	178	532.20	H350-SRH-0812-10	346	942.00
18"	14"	8"	H350-SRH-0818-5	225	588.00	H350-SRH-0818-10	435	1,065.00
24"	20"	8"	H350-SRH-0824-5	273	711.00	H350-SRH-0824-10	522	1,288.80
30"	26"	8"	H350-SRH-0830-5	320	780.00	H350-SRH-0830-10	610	1,449.00
12"	8"	12"	H350-SRH-1212-5	152	469.20	H350-SRH-1212-10	290	804.00
18"	14"	12"	H350-SRH-1218-5	185	515.40	H350-SRH-1218-10	350	894.00
24"	20"	12"	H350-SRH-1224-5	220	564.60	H350-SRH-1224-10	415	996.00
30"	26"	12"	H350-SRH-1230-5	248	614.40	H350-SRH-1230-10	473	1,092.00

POWERED BELT CONVEYORS

Heavy Duty Slider Bed Power Conveyor

- Where power, performance and efficiency are needed, slider bed conveyors do the job.
- Designed for semi-permanent installation to move parts, packages, etc.

Driven by a dependable 1/2 H.P. 115/1/60 motor. Long wearing belt is PVC construction. Rugged 12 ga. formed frame features a 4" dia. lagged pulley. Belt travels 60 F.P.M. Supports included for 30" conveyor height. Does not include electrical controls. FOB Shipping Point.



Product No.	Bed	Belt Width	Wt. (lbs.)	Base Length 5'	Price Per Add'l. Ft.
HHDSB12	16"	12"	261	\$2,034.00	\$48.60
HHDSB16	20"	16"	292	2,130.00	59.40
HHDSB18	22"	18"	301	2,172.00	63.60
HHDSB20	24"	20"	332	2,208.00	66.80
HHDSB24	28"	24"	354	2,370.00	78.00

Mini-Veyors

- Designed to efficiently handle small parts in areas where space is limited.
- Narrow 2 1/2" profile fits in hard to reach places.

1/4 H.P. 115/1/60 gear motor with 2" drive pulley delivers smooth running performance with 100 lb. capacity. 14 ga. formed bed and long lasting neoprene belt. Standard 60 F.P.M. pulling speed. No stands or electrical controls included. FOB Shipping Point.

Product No.	Bed	Belt Width	Wt. (lbs.)	Base Length 5'	Price Per Add'l. Ft.
HBMV-06	7"	6"	148	\$1,302.00	\$36.00
HBMV-12	13"	12"	186	1,368.00	46.20
HBMV-18	19"	18"	220	1,476.00	61.80
HBMV-24	25"	24"	264	1,578.00	71.40

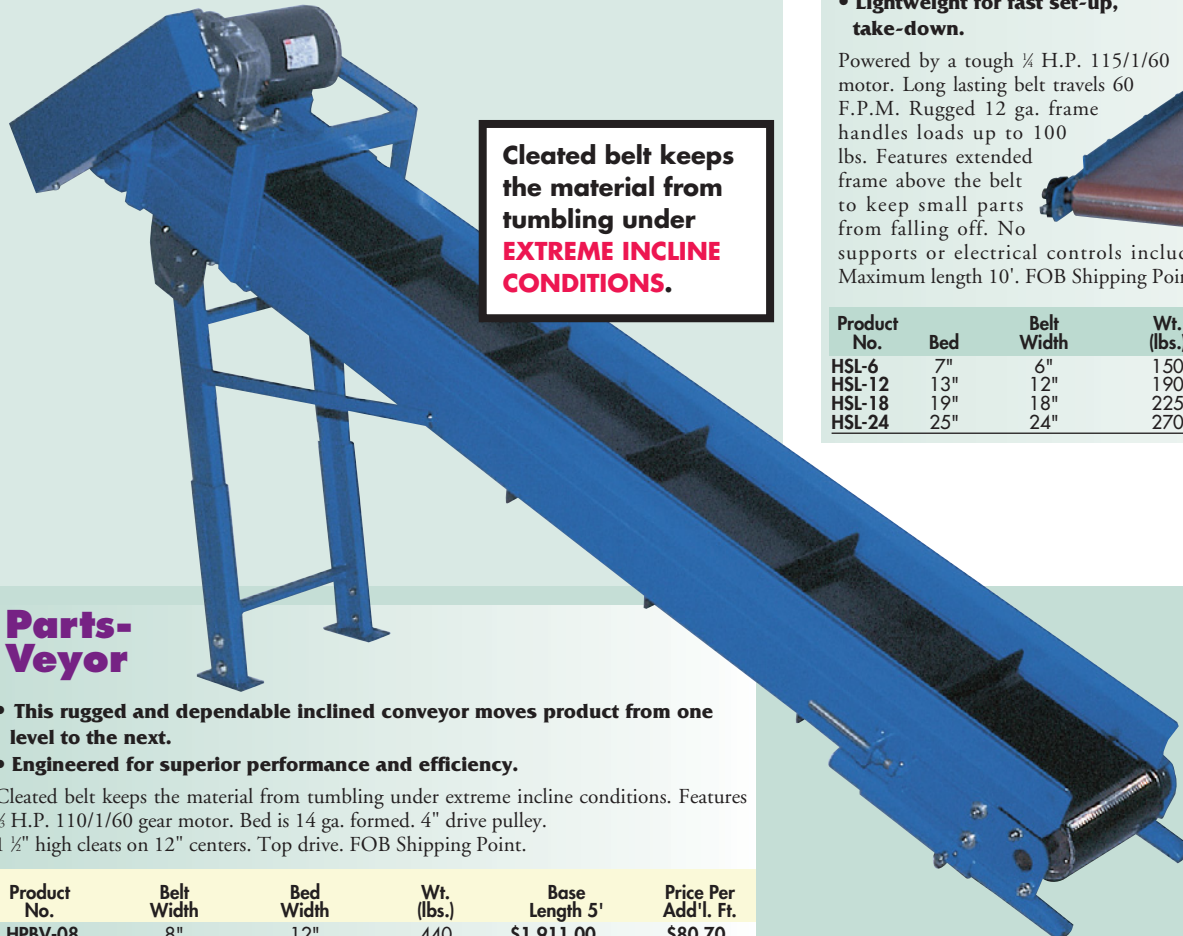
SLIM LINE Power Conveyor

- Affordable portable conveyor that is ideal for loading/unloading, incline transfer of packages or machine filling requirements.
- Lightweight for fast set-up, take-down.

Powered by a tough 1/4 H.P. 115/1/60 motor. Long lasting belt travels 60 F.P.M. Rugged 12 ga. frame handles loads up to 100 lbs. Features extended frame above the belt to keep small parts from falling off. No supports or electrical controls included. Maximum length 10'. FOB Shipping Point.



Product No.	Bed	Belt Width	Wt. (lbs.)	Base Length 5'	Price Per Add'l. Ft.
HSL-6	7"	6"	150	\$1,332.00	\$35.40
HSL-12	13"	12"	190	1,398.00	45.60
HSL-18	19"	18"	225	1,498.80	61.20
HSL-24	25"	24"	270	1,605.00	70.80



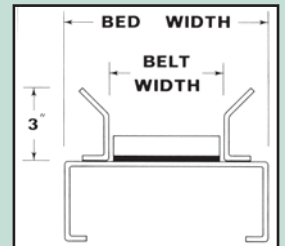
Cleated belt keeps the material from tumbling under **EXTREME INCLINE CONDITIONS.**

Parts-Veyor

- This rugged and dependable inclined conveyor moves product from one level to the next.
- Engineered for superior performance and efficiency.

Cleated belt keeps the material from tumbling under extreme incline conditions. Features 1/2 H.P. 110/1/60 gear motor. Bed is 14 ga. formed. 4" drive pulley. 1 1/2" high cleats on 12" centers. Top drive. FOB Shipping Point.

Product No.	Belt Width	Bed Width	Wt. (lbs.)	Base Length 5'	Price Per Add'l. Ft.
HPBV-08	8"	12"	440	\$1,911.00	\$80.70
HPBV-12	12"	16"	480	2,046.00	101.20
HPBV-16	16"	20"	585	2,478.00	128.90



LIFTS & LEVELERS



Hydraulic Truck Dock Scissor Lift

- Load and unload trucks without a dock with this hefty scissors lift.
- Engineered for maximum safety and efficiency.

Saves time and reduces manhours where there are no docks. Checkered plate deck is made of heavy gauge steel for hard use. Hydraulic unit features emergency automatic stop if line breaks. Complete with upper travel limit switch, and overload relief. Push-button control is 24 volt on 20' coiled cord. Prewired control box includes Magnetic Starter and overload fuse. High visible hand rails are removable. Built for years of daily use, with minimum maintenance. Standard 6.5 HP 208-230/460 V, 3-phase, 60 Hz motor. FOB Shipping Point.

Two Speed Pump

Replace standard pump with 2 speed and increase lifting speed by 55% when lift is unloaded.

HWL-TSP Price Ea. \$613.00

Warning Beeper & Strobe

Sounds and flashes during the lift and lowering operation. 80 decibels.

HWL-WB Price Ea. \$511.00

Stop Signal Sign

Guides driver so truck will be properly positioned. Prevents damage to the truck door and scissor lift. Driver backs up until truck touches signal arm. Adjustable height and projection for different truck-to-dock requirements.

HWL-SSS Wt. 19 (lbs.) Price Ea. \$128.00




5,000 LB. CAPACITY						
Product No.	Platform W x L	End Load Axle Cap. (lbs.)	Lowered Hgt.	Lift Raised Hgt.	Wt. (lbs.)	Price Ea.
HWL-100-5-68	72 x 96"	3750	8"	68"	3007	\$8,718.00
HWL-100-5-78	84 x 96"	3750	8"	68"	3256	9,603.00
HWL-100-5-610	72 x 120"	3250	8"	68"	3373	9,989.00
HWL-100-5-710	84 x 120"	3250	8"	68"	3577	10,430.00
6,000 LB CAPACITY						
HWL-100-6-68	72 x 96"	4500	10"	70"	3198	9,103.00
HWL-100-6-78	84 x 96"	4500	10"	70"	3122	9,964.00
HWL-100-6-610	72 x 120"	4000	10"	70"	3489	10,571.00
HWL-100-6-710	84 x 120"	4000	10"	70"	3588	10,837.00
8,000 LB CAPACITY						
HWL-100-8-68	72 x 96"	6750	10"	70"	3946	12,779.00
HWL-100-8-78	84 x 96"	6750	10"	70"	4142	13,437.00
HWL-100-8-610	72 x 120"	6250	10"	70"	4357	13,797.00
HWL-100-8-710	84 x 120"	6250	10"	70"	4463	14,218.00
10,000 LB CAPACITY						
HWL-100-10-68	72 x 96"	8250	14"	72"	5354	15,422.00
HWL-100-10-78	84 x 96"	8250	14"	72"	5541	16,279.00
HWL-100-10-610	72 x 120"	8250	14"	72"	5587	16,748.00
HWL-100-10-710	84 x 120"	8250	14"	72"	5774	16,996.00
HWL-100-10-612	72 x 144"	8250	14"	72"	6054	17,764.00
HWL-100-10-712	84 x 144"	8250	14"	72"	6240	17,912.00
12,000 LB CAPACITY						
HWL-100-12-68	72 x 96"	9750	14"	72"	5937	16,517.00
HWL-100-12-78	84 x 96"	9750	14"	72"	6123	17,404.00
HWL-100-12-710	84 x 120"	9750	14"	72"	6357	18,073.00
HWL-100-12-810	96 x 120"	9750	14"	72"	6543	18,539.00
HWL-100-12-612	72 x 144"	9750	14"	72"	6648	18,390.00
HWL-100-12-712	84 x 144"	9750	14"	72"	6775	18,732.00

MECHANICAL HINGED - LIP Dockleveler

- Ease truck loading and unloading with this rugged dockleveler, engineered and designed for minimum maintenance.
- Latest design features ensure smooth operation...pulling recessed chain releases deck allowing it to go up.

Springs lift dock through a graduated cam ensuring a uniform vertical force. Easy walk down. All heavy duty construction features...platform is 1/4" non-skid checkered plate (55,000 PSD) steel. 6" structural steel support understructure for long life. Lip is 16" long with 55,000 PSI steel. Includes steel toe guards on both sides, flush with platform edge. The most dependable dockleveler on the market today. 20,000 lb. load capacity. Capacities to 50,000 lbs. available. Contact dealer. FOB Shipping Point.



Convenient Spring Adjustment

Product No.	Size W x L	Wt. (lbs.)	Price Ea.
HRR-65	6' x 5'4"	1445	\$2,632.00
HRR-66	6' x 6'4"	1680	2,904.00
HRR-68	6' x 8'4"	2051	3,367.00
HRR-610	6' x 10'4"	2550	4,324.00
HRR-76	7' x 6'4"	1955	3,252.00
HRR-78	7' x 8'4"	2682	3,673.00
HRR-710	7' x 10'4"	2930	4,838.00

Includes two laminated bumpers 10"H x 14"D.
HES Emergency Stops Price Ea. \$281.00
HWS-DV Weatherstripping. Price Ea. \$99.00
Stops and weather stripping are factory installed.



Weather Stripping



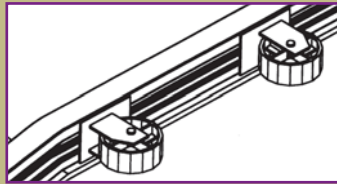
DOCK BOARDS



Aluminum Dockboards With Steel Curbs

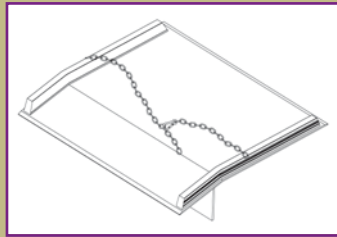
- This dockboard is designed for extra strength and safety.
- Deck is made of tough aluminum alloy and curbs are structural steel with cast tapered ends.

Deck is bolted on for increased durability. Stop angles are made of structural steel. Capacities are suitable for fork truck use. Call factory for additional sizes. When using three wheeled fork trucks, select capacity +20% due to concentrated load on center of board. FOB Shipping Point.



Mobile Dockboard

Easily roll your dockboard to the dock area. Tip and turn the dockboard on rear wheel for total maneuverability. Steering handles assist with lifting. **HBTA-WHHDL Price Per Set \$84.00**

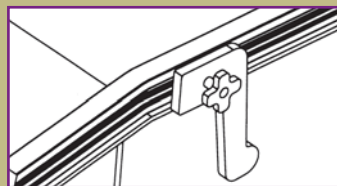


Lifting Chains

Now, boards can be quickly and easily moved with your forklift. Heavy duty chains lock onto board curbs with rugged steel hooks and locked by a screw and knob type locking pad. Removes in seconds.

HLC48-66 Fits boards 48" to 66". Price Per Pair **\$68.00**

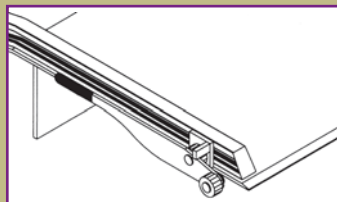
HLC72-84 Fits boards 72" to 84". Price Per Pair **\$76.00**



Sliding Span Locks

Rugged steel span locks secure dockboard in place when the span between the dock and vehicle is greater than the understructure stops. Eliminates slipping or sliding.

HSSL Price Per Pair \$70.00



Lever Lift

Manual lift lever raises dockboard off the floor for easy forklift truck positioning. Lever falls to rest automatically when board is lifted.

HALL Price Per Set \$68.00

Product No.	Size W x L	Cap. (lbs.)	Wt. (lbs.)	Price Ea.	Product No.	Size W x L	Cap. (lbs.)	Wt. (lbs.)	Price Ea.
HTAS-10-6036	60 x 36"	10000	100	\$650.00	HTAS-15-6072	60 x 72"	15000	251	\$1,517.00
HTAS-10-6048	60 x 48"	10000	129	824.00	HTAS-15-7236	72 x 36"	15000	123	797.00
HTAS-10-6060	60 x 60"	10000	160	1,019.00	HTAS-15-7248	72 x 48"	15000	191	1,100.00
HTAS-10-6072	60 x 72"	10000	220	1,239.00	HTAS-15-7260	72 x 60"	15000	238	1,428.00
HTAS-10-7236	72 x 36"	10000	110	734.00	HTAS-20-6036	60 x 36"	20000	110	763.00
HTAS-10-7248	72 x 48"	10000	157	950.00	HTAS-20-6048	60 x 48"	20000	165	1,041.00
HTAS-10-7260	72 x 60"	10000	223	1,162.00	HTAS-20-6060	60 x 60"	20000	218	1,518.00
HTAS-15-6036	60 x 36"	15000	107	705.00	HTAS-20-6072	60 x 72"	20000	263	1,807.00
HTAS-15-6048	60 x 48"	15000	146	1,027.00	HTAS-20-7236	72 x 36"	20000	123	857.00
HTAS-15-6060	60 x 60"	15000	204	1,256.00	HTAS-20-7248	72 x 48"	20000	191	1,190.00
					HTAS-20-7260	72 x 60"	20000	253	1,731.00

Rugged Aluminum Dockboards

- Engineered and built to safely handle heavy forklifts and loads.
- Aluminum checker surface ensures skid-free traction.

Safety angle understructure provides reinforcement for heavy loads. Locking legs prevent movement during loading and unloading operations (Meets OSHA 1910.30 (a) (z)). Welded safety curbs prevent runoffs. Beveled edges reduce the wear and excessive jarring of equipment. Usable width is approximately 5" less than overall width. Curb channels are designed to accommodate accessories. Lifting chains, or the lever lift are recommended for dockboards weighing over 100 lbs. FOB Shipping Point. Call for additional sizes and capacities. Available in 20,000 lb. capacities.

Safety angle understructure provides **REINFORCEMENT** for heavy loads.

Width	Length	5,000 lb. Capacity			10,000 lb. Capacity			15,000 lb. Capacity		
		Product No.	Wt. (lbs.)	Price Ea.	Product No.	Wt. (lbs.)	Price Ea.	Product No.	Wt. (lbs.)	Price Ea.
60"	36"	HBTA-05006036	82	\$716.00	HBTA-10006036	123	\$874.00	HBTA-15006036	141	\$1,026.00
60"	42"	HBTA-05006042	95	891.00	HBTA-10006042	136	1,011.00	HBTA-15006042	168	1,163.00
60"	48"	HBTA-05006048	105	1,019.00	HBTA-10006048	173	1,190.00	HBTA-15006048	180	1,353.00
60"	54"	HBTA-05006054	123	1,104.00	HBTA-10006054	194	1,371.00	HBTA-15006054	206	1,477.00
60"	60"	HBTA-05006060	133	1,221.00	HBTA-10006060	197	1,523.00	HBTA-15006060	229	1,615.00
60"	66"	HBTA-05006066	156	1,330.00	HBTA-10006066	215	1,621.00	HBTA-15006066	256	1,823.00
60"	72"	HBTA-05006072	163	1,423.00	HBTA-10006072	251	1,730.00	HBTA-15006072	272	1,961.00
72"	36"	HBTA-05007236	92	893.00	HBTA-10007236	161	1,082.00	HBTA-15007236	162	1,227.00
72"	48"	HBTA-05007248	152	1,109.00	HBTA-10007248	189	1,370.00	HBTA-15007248	212	1,595.00
72"	60"	HBTA-05007260	195	1,421.00	HBTA-10007260	247	1,634.00	HBTA-15007260	269	1,908.00
72"	72"	HBTA-05007272	281	1,651.00	-	-	-	HBTA-15007272	386	2,434.00


DOCK PLATE



Aluminum Truck DOCK PLATES

- The convenient, safe and easy way to access loading docks from trucks.
- 11" bend in the plate allows edges to be flush at dock and truck for smooth material transfer.

Lightweight and easily portable by just one person. Checker surface ensures skid-free safe traction. Beveled edges reduce tire wear and excessive equipment jarring. Locking legs secure the plate for safe loading and unloading. Complete with carrying handles attached to the locking legs. Available in steel — call for pricing. FOB Shipping Point.



SELECTING YOUR DOCKPLATE

1) Rolling Load Capacity

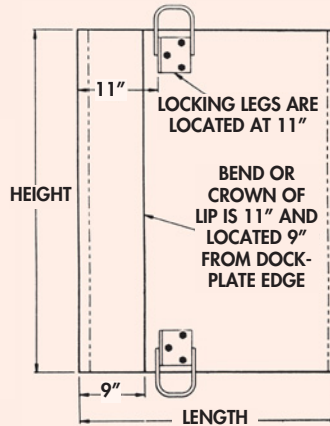
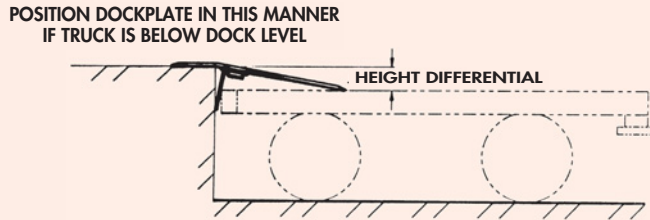
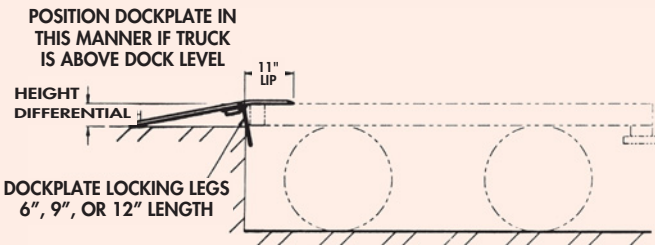
Vehicle	% of Total Load
2 wheel handtrucks	100
4 wheel platform trucks	50
pallet trucks	66

2) Height Difference

Measure the difference in height between the truck and loading dock.

3) Determine Your Model

DO NOT exceed height difference or select too low of capacity.




OPTIONS - SPECIFY ON ORDER

Model No.	Description	Price Ea.
HOHDL	No handles	Add \$13.00
H1HDL	One handle	Add \$6.00
HSDP	Smooth deck plate	\$34.00
HSB	Special bend or location of bend	\$38.00
HSL	Special location of locking legs	\$22.00/pr.
HLHDL	Extra pair of locking legs w/handles and hardware, specify leg length	\$33.00/pr.

% Thick Tread Plate									½" Thick Tread Plate				
Width	Length	Hgt. Diff.	Product No.	Cap. (lbs.)	Wt. (lbs.)	Ship Via	Price Ea.	Product No.	Cap. (lbs.)	Wt. (lbs.)	Ship Via	Price Ea.	
30"	24"	3"	HE-3024	3000	23	UPS	\$214.00	HEH-3024	5200	30	UPS	\$260.00	
30"	30"	4"	HE-3030	2300	28	UPS	\$250.00	HEH-3030	4100	38	UPS	\$304.00	
30"	36"	5"	HE-3036	1800	34	UPS	\$286.00	HEH-3036	3500	47	UPS	\$354.00	
30"	48"	7"	HE-3048	1400	46	UPS	\$355.00	HEH-3048	2600	59	UPS	\$463.00	
36"	24"	3"	HE-3624	3600	25	UPS	\$242.00	HEH-3624	6200	37	UPS	\$304.00	
36"	30"	4"	HE-3630	3000	34	UPS	\$285.00	HEH-3630	5100	48	UPS	\$360.00	
36"	36"	5"	HE-3636	2500	41	UPS	\$328.00	HEH-3636	4300	57	UPS	\$412.00	
36"	48"	7"	HE-3648	1900	71	UPS	\$414.00	HEH-3648	3000	77	UPS	\$526.00	
42"	24"	3"	HE-4224	4300	32	UPS	\$276.00	HEH-4224	7200	44	UPS	\$346.00	
42"	30"	4"	HE-4230	3300	39	UPS	\$311.00	HEH-4230	5900	55	UPS	\$409.00	
42"	48"	7"	HE-4248	2100	66	UPS	\$483.00	HEH-4248	3500	103	UPS	\$605.00	
48"	24"	3"	HE-4824	5200	37	UPS	\$296.00	HEH-4824	8200	41	UPS	\$371.00	
48"	30"	4"	HE-4830	4100	50	UPS	\$356.00	HEH-4830	6300	73	UPS	\$455.00	
48"	36"	5"	HE-4836	3500	71	UPS	\$412.00	HEH-4836	5300	89	UPS	\$525.00	
48"	42"	6"	HE-4842	3000	81	UPS	\$479.00	HEH-4842	4300	108	UPS	\$607.00	
48"	48"	7"	HE-4848	2600	91	UPS	\$531.00	HEH-4848	3800	118	UPS	\$688.00	
48"	54"	8"	HE-4854	2200	102	UPS	\$603.00	HEH-4854	3300	133	UPS	\$761.00	
48"	60"	9"	HE-4860	1800	112	UPS	\$654.00	HEH-4860	2900	153	UPS	\$846.00	
54"	24"	3"	HE-5424	5400	53	UPS	\$328.00	HEH-5424	9100	57	UPS	\$420.00	
54"	30"	4"	HE-5430	4300	68	UPS	\$394.00	HEH-5430	7100	86	UPS	\$506.00	
54"	36"	5"	HE-5436	3700	77	UPS	\$471.00	HEH-5436	5300	111	UPS	\$604.00	
54"	48"	7"	HE-5448	2600	101	UPS	\$588.00	HEH-5448	4200	134	UPS	\$763.00	
54"	60"	9"	HE-5460	2000	137	UPS	\$733.00	HEH-5460	3400	163	UPS	\$939.00	
60"	24"	3"	HE-6024	5700	60	UPS	\$355.00	HEH-6024	10000	75	UPS	\$434.00	
60"	30"	4"	HE-6030	4600	69	UPS	\$431.00	HEH-6030	7800	88	UPS	\$554.00	
60"	36"	5"	HE-6036	4100	75	UPS	\$502.00	HEH-6036	6600	109	UPS	\$638.00	
60"	42"	6"	HE-6042	3500	107	UPS	\$581.00	HEH-6042	5500	127	UPS	\$743.00	
60"	48"	7"	HE-6048	2900	119	UPS	\$649.00	HEH-6048	4800	145	UPS	\$834.00	
60"	54"	8"	HE-6054	2400	127	UPS	\$720.00	HEH-6054	4100	159	UPS	\$932.00	
60"	60"	9"	HE-6060	2000	136	UPS	\$795.00	HEH-6060	3700	177	UPS	\$1,025.00	
72"	24"	3"	HE-7224	6500	84	UPS	\$420.00	HEH-7224	11900	87	UPS	\$530.00	
72"	30"	4"	HE-7230	5400	92	UPS	\$506.00	HEH-7230	9500	106	UPS	\$641.00	
72"	36"	5"	HE-7236	4300	100	UPS	\$590.00	HEH-7236	7800	129	UPS	\$749.00	
72"	48"	7"	HE-7248	3400	138	UPS	\$766.00	HEH-7248	5900	173	UPS	\$981.00	

DOCK EQUIPMENT



Electric Hydraulic Power Unit for PE Series

Mechanical Edge-O-Dock Operation Steps



A) The Edge-O-Dock Leveler

- The Edge-O-Dock can never slip out of position, get lost or stolen and eliminates pinched fingers and toes.

Guards keep feet from under ramp. It's easy to operate. Spot trailer then put lip up and in. Lip automatically drops when truck pulls away. Counterbalance spring easily adjusts to desired tension. All heavy duty steel construction, takes a pounding year after year. All Edge-O-Docks have a height differential of +/-5". Standard with 27" ramping length. Dock bumpers measure 2" x 8" x 18". Installs easily with complete instructions. Available in either mechanical or hand pump hydraulic or electric models. Hydraulic features long lasting pump, cylinder, lines and fluid. Dock height must be minimum 48" high. FOB Shipping Point. Mechanical (Series FM) Hand Pump Hydraulic (Series PP) Electric Hydraulic (Series PE) Power unit mounted underneath.

Product No.	Cap. (lbs.)	Width	Ramping Length	Wt. (lbs.)	Price Ea.
MECHANICAL					
HFM-2066	20000	66"	27"	514	\$1,007.00
HFM-2072	20000	72"	27"	523	1,153.00
HAND HYDRAULIC					
HPP-1572-36	15000	72"	36"	752	1,803.00
HPP-2066	20000	66"	27"	583	1,475.00
HPP-2072	20000	72"	27"	627	1,582.00
HPP-2572-36	25000	72"	36"	1168	2,107.00
ELECTRIC HYDRAULIC					
HPE-1572-36	15000	72"	36"	749	2,933.00
HPE-2066	20000	66"	27"	581	2,468.00
HPE-2072	20000	72"	27"	601	2,696.00
HPE-2572-36	25000	72"	36"	826	3,193.00

Call for higher capacity applications.
 * HCE curb edge 6" x 96" L \$169.00
 * HAP approach plate 96" w x 12" l x 1/2" thick \$175.00

B) Aluminum Hand Truck Dockboard

- Lightweight and can be carried and positioned by one person.

Diamond tread surface and beveled edges provide safe and smooth entry and exit. Bend is designed to keep ramp edges flush with the dock surface and truck floor. Full length aluminum curbs provide hand holds and prevent runoffs. Includes steel safety locking legs. Plate and angles are welded - legs are bolted on. FOB Shipping Point.

Product No.	Cap. (lbs.)	Size W x L	Hgt. Diff.	Wt. (lbs.)	Price Ea.
HAHTD-3036	800	30 x 36"	5"	29	\$365.00
HAHTD-3048	800	30 x 48"	7"	38	477.00
HAHTD-3648	800	36 x 48"	7"	41	540.00
HAHTD-3660	800	36 x 60"	10"	55	654.00
HAHTD-3672	800	36 x 72"	13"	75	765.00



C) Steel Truck Dock Boards

- Lever Lift™ feature permits convenient transfer with your forklift truck.

Heavy duty steel dock board is especially designed for ease of transfer. First, pull up lever lift handle, position forks under dockboard and it's ready to move or reposition. Beveled edges on both ends permit smooth entry and exit. Deck is checkered for safe, efficient use. Safety stops eliminate ramp movement. Lip is 9", crowned at truck end. Side rail ends are safety sloped. Meets OSHA requirements. FOB Shipping Point. Manually lift lever to raise dock board off the floor. Position forks under board...lever automatically falls when board is lifted. Ready to load, lever is out of the way.

Hgt. Differential Size W x L	11°/19°	10,000 LB CAPACITY		15,000 LB CAPACITY		20,000 LB CAPACITY				
		Product No.	Wt. (lbs.)	Price Ea.	Product No.	Wt. (lbs.)	Price Ea.	Product No.	Wt. (lbs.)	Price Ea.
60 x 36"	5"	HTS-10-6036	259	\$680.00	HTS-15-6036	295	\$788.00	HTS-20-6036	303	\$805.00
60 x 48"	7"	HTS-10-6048	388	877.00	HTS-15-6048	390	1,027.00	HTS-20-6048	433	1,049.00
60 x 60"	10"	HTS-10-6060	447	1,266.00	HTS-15-6060	458	1,294.00	HTS-20-6060	582	1,751.00
60 x 72"	12"	HTS-10-6072	535	1,502.00	HTS-15-6072	601	1,600.00	HTS-20-6072	791	2,085.00
72 x 36"	5"	HTS-10-7236	300	788.00	HTS-15-7236	347	914.00	HTS-20-7236	390	1,057.00
72 x 48"	7"	HTS-10-7248	386	1,027.00	HTS-15-7248	386	1,195.00	HTS-20-7248	512	1,388.00
72 x 60"	10"	HTS-10-7260	563	1,485.00	HTS-15-7260	552	1,510.00	HTS-20-7260	647	1,820.00
72 x 72"	12"	HTS-10-7272	721	1,760.00	HTS-15-7272	668	1,855.00	HTS-20-7272	919	2,420.00

* Deduct 6" for usable width. Aluminum dock boards also available. Call for variable sizes and capacities.



D) Aluminum Mini-Dockboards "Curb Jumpers"

- Scale 3" to 6" curbs and high door thresholds with these easy to handle Curb Jumpers.

Perfect for use with hand trucks making deliveries. Rugged aluminum construction is lightweight for simple one person handling. Features carrying handle and diamond tread surface for non-slip traction. FOB Shipping Point.

Product No.	Cap. (lbs.)	Size W x L	Wt. (lbs.)	Price Ea.
HAMD-2418	500	24 x 18"	8	\$136.00
HAMD-3018	600	30 x 18"	13	152.00
HAMD-3618	700	36 x 18"	14	190.00

DOCK AREA EQUIPMENT



RUBBER SPEED HUMPS



Gently slows traffic to 5-10 mph. Ideal in neighborhoods, construction areas, hospitals, post office and airports. Easy tongue and groove installation. Feature two end caps and five middle sections. Embedded highway tape ensures high visibility. Constructed of recycled and virgin rubber. Hardware kits included. Capacity 40,000 lbs. FOB Shipping Point.

Product No.	Overall Size W x L x H	Type of Hardware Kit Included	Color	Wt. (lbs)	Price Ea.
HRSH-108-24-C	24 x 108 x 1.2"	Concrete	Black/Yellow	185	\$267.00
HRSH-108-24-A	24 x 108 x 1.2"	Asphalt	Black/Yellow	194	342.00
HRSH-120-36-C	36 x 120 x 2"	Concrete	Black/Yellow	332	453.00
HRSH-120-36-A	36 x 120 x 2"	Asphalt	Black/Yellow	346	536.00



Speed Bump

Car Stops

CAR STOPS & Speed Bumps


- Help control parking and driving safely with Car Stops & Speed Bumps.
- Units are lightweight and install quickly and easily on either concrete or asphalt, and may simply be relocated for snow removal, seal coating, or if your needs change.

Constructed of solid recycled plastic, these Car Stops & Speed Bumps resist marring by oil, road salt, sunlight and chemicals. Speed Bumps feature dual 1"W x 3/4"H channel to run cables underneath. FOB Shipping Point.

SPEED BUMP KITS					
Product No.	Description	Dimensions W x L x H	Wt. (lbs)	Price Ea.	
HSB-36	For Concrete, Hardware inc.	10 x 72 x 2"	26	\$128.00	
HSBA-36	For Asphalt, Hardware inc.	10 x 72 x 2"	28	142.00	
HSB-108	For Concrete, Hardware inc.	10 x 106 x 3"	56	204.00	
HSBA-108	For Asphalt, Hardware inc.	10 x 106 x 3"	59	227.00	
HSBS-1012	Speed Bump Sign, excludes post		2	22.30	

CAR STOPS					
Product No.	Dimensions W x L x H	Color	Wt. (lbs)	Price Ea.	
HCS-33-G	6 x 72 x 3/4"	Gray	27	\$70.00	
HCS-33-Y	6 x 72 x 3/4"	Yellow	27	70.00	
HCS-33-B	6 x 72 x 3/4"	Blue	27	70.00	

HARDWARE KITS					
Product No.	Description	Wt. (lbs)	Price Ea.		
HCS-AK	Asphalt Hardware Kit: 3 spikes & Butyl tape	4	27.00		
HCS-33-KIT-3	Concrete Hardware Kit: 3 bolts & anchors	2	18.00		



REDUCES
material handling costs,
expedite loading.

Steel Yard RAMPS

- Yard Ramps provide flexibility with ground-level loading.
- Reduces material handling costs, expedite loading and utilize dock mobility.

Unit is easy to operate with a manual hand crank system with a service range of 45-62". Standard features include: maximum traction steel grating, safety locking chains, 9" steel wheels, 4" high safety curbs and rubber bumpers. Optional features include: pneumatic tires, hand pump hydraulic or DC lift, fork lift pickup slots, tow bar loop, tow bar hitch and handrails. Aluminum yard ramps also available. FOB Shipping Point.


Product No.	Cap. (lbs)	STEEL YARD RAMPS			Wt. (lbs)	Price Ea.
		Overall Width	Usable Width	Length		
HYR-16-7230	16,000	91"	67"	30'	4625	\$10,202.00
HYR-16-8430	16,000	103"	78"	30'	5175	11,036.00
HYR-16-7236	16,000	91"	67"	36'	5925	11,109.00
HYR-16-8436	16,000	103"	78"	36'	6250	12,438.00
HYR-20-7330	20,000	92"	67"	30'	5275	11,029.00
HYR-20-8530	20,000	104"	78"	30'	5800	12,361.00
HYR-20-7336	20,000	92"	67"	36'	6275	12,434.00
HYR-20-8536	20,000	104"	78"	36'	6975	14,019.00
HYR-25-7336	25,000	92"	67"	36'	6475	13,082.00
HYR-25-8536	25,000	104"	78"	36'	7175	15,244.00
HYR-30-7336	30,000	92"	67"	36'	6650	14,739.00
HYR-30-8536	30,000	104"	78"	36'	7350	16,541.00

36'L. ramps include 30' of ramping and a 6' level off. Other sizes and capacities available.

Rug Rams/Carpet Poles

- Transport rolls of carpet with the tough Rug Rams/Carpet Poles.
- Available in either Fork Mounted or Carriage styles.

Strong 2 3/4" dia., high strength, rotatable, replaceable pole has tapered tip for easy entry. Made of steel construction to handle loads up to 2500 lbs. Blue in color. FOB Shipping Point.



Fork Mounted

Fork Mounted -- Inverted...features 7 1/2"W x 2 1/2"H fork pockets on 24" centers. Safety chain is included to secure to fork truck.

Carriage Mounted...available in Class II or Class III mount and feature a spring loaded locking pin to secure to the carriage.

Product No.	Cap. (lbs.)	RUG RAMS/CARPET POLES				Price Ea.
		Length	Pole Dia.	Wt. (lbs.)		
FORK MOUNTED -- INVERTED						
HCRP-108	2500	108"	2 3/4"	466	\$1,247.00	
HCRP-120	2200	120"	2 3/4"	488	1,469.00	
HCRP-144	1800	144"	2 3/4"	528	1,516.00	
FORK MOUNTED						
HCRF-108	2500	108"	2 3/4"	389	1,233.00	
HCRF-120	2200	120"	2 3/4"	424	1,438.00	
HCRF-144	1800	144"	2 3/4"	450	1,494.00	
CARRIAGE MOUNTED -- CLASS II						
HCR-108-2	2500	108"	2 3/4"	287	675.00	
HCR-120-2	2200	120"	2 3/4"	310	698.00	
HCR-144-2	1800	144"	2 3/4"	342	803.00	
CARRIAGE MOUNTED -- CLASS III						
HCR-108-3	2500	108"	2 3/4"	296	686.00	
HCR-120-3	2200	120"	2 3/4"	316	711.00	
HCR-144-3	1800	144"	2 3/4"	478	817.00	

QUALITY RAMP & BRIDGES




Wheel Risers


- Extra strong risers compensate for dock height differences.
- Raises truck bed to dock height to handle fork lift and pallet truck loading and unloading operations.

Available in steel or aluminum. Call for additional sizes. FOB Shipping Point.
HATWR-WL Wheels for Aluminum Wheel Riser Price Ea. \$58.00

ALUMINUM - 15,000 LB. CAPACITY EACH									
18" Wide				24" Wide					
Hgt.	Length	Level	Product No.	Wt.(lbs.) Ea.	Price Ea.	Product No.	Wt.(lbs.) Ea.	Price Ea.	
6"	48"	30"	HATWR-18-6-48	41	\$472.00	HATWR-24-6-48	59	\$549.00	
6"	60"	42"	HATWR-18-6-60	87	570.00	HATWR-24-6-60	110	681.00	
8"	60"	36"	HATWR-18-8-60	98	601.00	HATWR-24-8-60	122	750.00	
8"	108"	84"	HATWR-18-8-108	148	1,030.00	HATWR-24-8-108	194	1,194.00	
10"	60"	30"	HATWR-18-10-60	108	650.00	HATWR-24-10-60	133	763.00	
10"	114"	84"	HATWR-18-10-114	175	1,174.00	HATWR-24-10-114	229	1,354.00	
12"	72"	36"	HATWR-18-12-72	131	822.00	HATWR-24-12-72	169	971.00	
12"	120"	84"	HATWR-18-12-120	208	1,350.00	HATWR-24-12-120	270	1,505.00	
STEEL - 20,000 LB. CAPACITY EACH									
6½"	48"	24"	HSWR-18-6-48	233	267.00	HSWR-24-6-48	218	323.00	
6½"	72"	48"	HSWR-18-6-72	261	397.00	HSWR-24-6-72	569	481.00	
8½"	60"	28"	HSWR-18-8-60	324	372.00	HSWR-24-8-60	271	445.00	
8½"	96"	64"	HSWR-18-8-96	445	591.00	HSWR-24-8-96	416	705.00	
10½"	72"	32"	HSWR-18-10-72	300	495.00	HSWR-24-10-72	361	583.00	
10½"	96"	56"	HSWR-18-10-96	392	667.00	HSWR-24-10-96	486	791.00	
12½"	84"	36"	HSWR-18-12-84	425	630.00	HSWR-24-12-84	499	739.00	
12½"	108"	60"	HSWR-18-12-108	503	824.00	HSWR-24-12-108	581	964.00	



EXTRUDED ALUMINUM HOSE & Cable Bridges




The Extruded Aluminum Hose & Cable Bridge protects air lines, electrical cords and computer cables from damage by fork trucks, carts, and personnel. These ramps have serrated edges for maximum traction and are lightweight for easy portability. Contact factory for special lengths up to 25 feet. FOB Shipping Point.

Product No.	Overall W x H	Length	EXTRUDED ALUMINUM HOSE & CABLE BRIDGES		Usable Span W x H	Single-Wheel Capacity (lbs.)	Wt. (lbs.)	Price Ea.
			Usable Span	Single-Wheel Capacity				
HWR-24	2½ x ¾"	24"	1¼ x ¾"	2,500	2,500	2	\$31.00	
HWR-36	2½ x ¾"	36"	1¼ x ¾"	2,500	2,500	4	53.00	
HWR-48	2½ x ¾"	48"	1¼ x ¾"	2,500	2,500	5	62.00	
HHCR-24	7 x 1½"	24"	2½ x ¾"	10,000	10,000	7	107.00	
HHCR-36	7 x 1½"	36"	2½ x ¾"	10,000	10,000	8	135.00	
HHCR-48	7 x 1½"	48"	2½ x ¾"	10,000	10,000	13	190.00	
HLHCR-36	9½ x 1½"	36"	2½ x 1½"	10,000	10,000	13	183.00	
HLHCR-48	9½ x 1½"	48"	2½ x 1½"	10,000	10,000	17	245.00	
HLHCR-60	9½ x 1½"	60"	2½ x 1½"	10,000	10,000	24	304.00	
HLHCR-72	9½ x 1½"	72"	2½ x 1½"	10,000	10,000	26	366.00	
HXHCR-36	21½ x 3½"	36"	4½ x 3"	10,000	10,000	51	275.00	
HXHCR-48	21½ x 3½"	48"	4½ x 3"	10,000	10,000	58	366.00	
HXHCR-60	21½ x 3½"	60"	4½ x 3"	10,000	10,000	72	458.00	
HXHCR-72	21½ x 3½"	72"	4½ x 3"	10,000	10,000	88	549.00	

A) Urethane Hose & Cable Bridges

- Features traction cleats on ramp surface.
- Weather resistant skin strong tear strength.




Safety Orange for visibility. Capacity 2400 lbs. Measures 24" x 24". Other sizes available. Usable span 3"W. x 3"H. FOB Shipping Point.

HURTH-24 Wt. 18 lbs. Price Ea. \$182.00

B) Molded Rubber Hose & Cable Bridges

- Flexible base apron provides maximum ground gripping as wheels touch ramp.
- Features interlocking reinforced rubber units.



Special stepped construction for safe, smooth riding. Available with Aluminum Insertion. Capacity 2400 lbs. Measures 12"W. x 32½"L. Usable span 3½"W. x 2½"H. FOB Shipping Point.

HRHCB-12 Wt. 33 lbs. Price Ea. \$88.00

Aluminum Walk Ramps

- Ideal for loading or unloading trucks when a dock is not available.
- Lightweight, convenient and safe.

Durable, yet lightweight, these ramps are perfect for use with 2 or 4 wheel carts. Safety chains are provided to connect the ramp to the truck. Grooved plates provide excellent traction.

FOB Shipping Point.

Style A -- Rests on the truck bed.

Style B -- Steel hooks mount to exterior of truck.



Type	Hgt. Range	Length	Capacity (lbs.)		28" WIDE/26" USABLE		38" WIDE/36" USABLE			
			4-Whl. Cart	2-Whl. Cart	Product No.	Wt. (lbs.)	Price Ea.	Product No.	Wt. (lbs.)	Price Ea.
A	6 - 21"	6'	2800	2000	HAWR-28-6A	68	\$418.00	HAWR-38-6A	86	\$511.00
A	6 - 25"	7'	2800	1800	HAWR-28-7A	78	477.00	HAWR-38-7A	88	558.00
A	6 - 29"	8'	2500	1650	HAWR-28-8A	84	526.00	HAWR-38-8A	105	614.00
A	6 - 33"	9'	2500	1600	HAWR-28-9A	95	563.00	HAWR-38-9A	113	660.00
A	6 - 38"	10'	2200	1500	HAWR-28-10A	101	611.00	HAWR-38-10A	125	763.00
A	6 - 46"	12'	1900	1400	HAWR-28-12A	128	738.00	HAWR-38-12A	150	852.00
A	6 - 54"	14'	1600	1200	HAWR-28-14A	136	802.00	HAWR-38-14A	168	1,011.00
A	6 - 62"	16'	1000	1000	HAWR-28-16A	153	923.00	HAWR-38-16A	198	1,108.00
B	6 - 23"	6'	2800	2000	HAWR-28-6B	68	394.00	HAWR-38-6B	88	477.00
B	6 - 27"	7'	2800	1800	HAWR-28-7B	78	455.00	HAWR-38-7B	88	568.00
B	6 - 31"	8'	2500	1650	HAWR-28-8B	84	511.00	HAWR-38-8B	105	594.00
B	6 - 35"	9'	2500	1600	HAWR-28-9B	95	539.00	HAWR-38-9B	113	648.00
B	6 - 40"	10'	2200	1500	HAWR-28-10B	105	590.00	HAWR-38-10B	125	741.00
B	6 - 48"	12'	1900	1400	HAWR-28-12B	128	723.00	HAWR-38-12B	150	834.00
B	6 - 56"	14'	1600	1200	HAWR-28-14B	136	782.00	HAWR-38-14B	168	989.00
B	6 - 64"	16'	1000	1000	HAWR-28-16B	154	902.00	HAWR-38-16B	190	1,101.00

DOCKBOARDS & DOCKPLATES



**Quality products
made in the USA!**


Steel Dockboards

- Fully welded, all steel curbs.
- Tire saver curbs for reduced tire wear.
- Heavy duty steel tread plate deck.
- Fold-down lift loops (lift chains available).
- Double bend design.
- Rugged locking legs.

Steel dockboards are designed for the safe loading and unloading of heavy duty freight with the use of a forklift. Copperloy steel dockboards can accommodate capacities from 15,000 - 35,000 lbs. FOB Shipping Point.


		STEEL DOCKBOARDS						
		15,000 LB.			20,000 LB.			
Width	Length	Max. Height Differential	Product No.	Wt. (lbs.)	Price Ea.	Product No.	Wt. (lbs.)	Price Ea.
60"	36"	5"	HSTR15-60-36	375	\$1,006.00	HSTR20-60-36	465	\$1,107.00
60"	42"	6"	HSTR15-60-42	465	1,061.00	HSTR20-60-42	575	1,177.00
60"	48"	7½"	HSTR15-60-48	515	1,136.00	HSTR20-60-48	635	1,247.00
60"	54"	8½"	HSTR15-60-54	600	1,241.00	HSTR20-60-54	705	1,328.00
60"	60"	9½"	HSTR15-60-60	650	1,345.00	HSTR20-60-60	770	1,460.00
60"	72"	12"	HSTR15-60-72	750	1,554.00	HSTR20-60-72	900	1,664.00
60"	84"	14"	HSTR15-60-84	860	1,764.00	HSTR20-60-84	1,060	1,874.00
60"	96"	16"	HSTR15-60-96	1,000	1,962.00	HSTR20-60-96	1,200	2,078.00
72"	36"	5"	HSTR15-72-36	440	1,082.00	HSTR20-72-36	540	1,141.00
72"	42"	6"	HSTR15-72-42	545	1,145.00	HSTR20-72-42	670	1,299.00
72"	48"	7½"	HSTR15-72-48	600	1,252.00	HSTR20-72-48	800	1,400.00
72"	54"	8½"	HSTR15-72-54	690	1,355.00	HSTR20-72-54	825	1,524.00
72"	60"	9½"	HSTR15-72-60	750	1,457.00	HSTR20-72-60	900	1,649.00
72"	72"	12"	HSTR15-72-72	870	1,664.00	HSTR20-72-72	1,050	1,894.00
72"	84"	14"	HSTR15-72-84	995	1,874.00	HSTR20-72-84	1,240	2,139.00
72"	96"	16"	HSTR15-72-96	1,150	2,078.00	HSTR20-72-96	1,395	2,384.00
84"	36"	5"	HSTR15-84-36	500	1,160.00	HSTR20-84-36	615	1,306.00
84"	48"	7½"	HSTR15-84-48	670	1,400.00	HSTR20-84-48	850	1,555.00
84"	60"	9½"	HSTR15-84-60	850	1,649.00	HSTR20-84-60	1,030	1,835.00
84"	72"	12"	HSTR15-84-72	990	1,890.00	HSTR20-84-72	1,200	2,119.00

More sizes available – call for information.



		ALUMINUM DOCKBOARDS WITH STEEL BOLT-ON CURBS					
		10,000 LB.			15,000 LB.		
Width	Length	Product No.	Wt. (lbs.)	Price Ea.	Product No.	Wt. (lbs.)	Price Ea.
60"	36"	HABC10-60-36	128	\$640.00	HABC15-60-36	154	\$806.00
60"	42"	HABC10-60-42	147	730.00	HABC15-60-42	178	920.00
60"	48"	HABC10-60-48	164	822.00	HABC15-60-48	200	1,035.00
60"	60"	HABC10-60-60	202	1,022.00	HABC15-60-60	248	1,260.00
60"	72"	HABC10-60-72	241	1,185.00	HABC15-60-72	297	1,488.00
72"	36"	HABC10-72-36	145	715.00	HABC15-72-36	178	900.00
72"	48"	HABC10-72-48	187	928.00	HABC15-72-48	231	1,185.00
72"	60"	HABC10-72-60	230	1,140.00	HABC15-72-60	285	1,470.00

More sizes available – call for information.



Aluminum Dockboards

- Tough aluminum tread plate deck.
- Structural steel curbs bolted on 6" centers.
- High traction, corrosion free surface.
- Lightweight for easy maneuvering.

This product provides strength and durability in a lighter, more maneuverable dockboard. Available in 10,000 lb. and 15,000 lb. capacities. FOB Shipping Point.

Aluminum Dockplates

- Manufactured with ⅜" or ½" aluminum tread plate.
- Rugged ½" steel locking legs are attached with vibration-proof fasteners.
- Includes knuckle saver strap handles for lifting.

Dockplates are used in lighter capacity applications where low height differences exist and safety curbs are not necessary. FOB Shipping Point.

		ALUMINUM DOCKPLATES									
		3/8" THICK			1/2" THICK						
Width	Length	Max. Height Differential	Leg Ht.	Product No.	Cap. (lbs.)	Wt. (lbs.)	Price Ea.	Product No.	Cap. (lbs.)	Wt. (lbs.)	Price Ea.
48"	36"	5"	9"	HLP48-36	3,100	89	\$390.00	HTLP48-36	5,500	110	\$498.00
48"	42"	6"	9"	HLP48-42	2,600	100	436.00	HTLP48-42	4,600	125	565.00
48"	48"	7"	9"	HLP48-48	2,200	112	482.00	HTLP48-48	4,000	139	633.00
48"	54"	8"	13"	HLP48-54	1,700	135	528.00	HTLP48-54	3,500	165	702.00
48"	60"	9½"	13"	HLP48-60	1,200	146	574.00	HTLP48-60	3,100	180	770.00
48"	72"	11½"	13"	HLP48-72	700	168	664.00	HTLP48-72	1,600	209	905.00
60"	36"	5"	9"	HLP60-36	3,800	106	468.00	HTLP60-36	6,800	132	595.00
60"	42"	6"	9"	HLP60-42	3,200	120	527.00	HTLP60-42	5,800	153	678.00
60"	48"	7"	9"	HLP60-48	2,700	134	589.00	HTLP60-48	5,000	168	763.00
60"	54"	8"	13"	HLP60-54	2,100	160	648.00	HTLP60-54	4,400	198	845.00
60"	60"	9½"	13"	HLP60-60	1,500	174	709.00	HTLP60-60	3,800	217	929.00
60"	72"	11½"	13"	HLP60-72	850	202	830.00	HTLP60-72	2,000	253	1,095.00

Price includes heavy duty strap handles. More sizes and other options available – call for information.

DOCK LIFTS



**Quality products
made in the USA!**

Pit-Mounted Dock Lifts

- **Superb durability.**
- **Built for safety and high quality performance.**

Solid steel scissors provide excellent stability and the steel tread plate on running surfaces ensure safe footing. Piston-type hydraulic cylinders are hard-chrome plated with polished rods, polyurethane seals and wear plates for long life. 5HP, 3 phase motor. FOB Shipping Point.

Product No.	Cap. (lbs.)	PIT-MOUNT DOCK LIFT		Axle Load over Bridge	Wt. (lbs.)	Price Ea.
		Height	Platform Size			
HDK050-60-72X96	5,000		72 x 96"	2,500	3,100	\$7,966.00
HDK050-60-72X120	5,000	Raised - 70"	72 x 120"	2,500	3,400	9,050.00
HDK050-60-96X96	5,000	Lowered - 10"	96 x 96"	2,500	3,400	9,315.00
HDK050-60-96X120	5,000		96 x 120"	2,500	3,800	9,875.00
HDK060-60-72X96	6,000		72 x 96"	3,000	3,200	8,200.00
HDK060-60-72X120	6,000	Raised - 70"	72 x 120"	3,000	3,500	9,610.00
HDK060-60-96X96	6,000	Lowered - 10"	96 x 96"	3,000	3,500	9,800.00
HDK060-60-96X120	6,000		96 x 120"	3,000	3,900	10,100.00
HDK080-60-72X96	8,000		72 x 96"	6,500	4,700	13,293.00
HDK080-60-72X120	8,000	Raised - 76"	72 x 120"	6,500	4,800	14,123.00
HDK080-60-96X96	8,000	Lowered - 16"	96 x 96"	6,500	4,800	13,847.00
HDK080-60-96X120	8,000		96 x 120"	6,500	5,000	14,516.00
HDK100-60-72X96	10,000		72 x 96"	8,000	4,800	14,000.00
HDK100-60-72X120	10,000	Raised - 76"	72 x 120"	8,000	4,900	15,100.00
HDK100-60-96X96	10,000	Lowered - 16"	96 x 96"	8,000	4,900	14,771.00
HDK100-60-96X120	10,000		96 x 120"	8,000	5,100	15,560.00
HDK120-60-72X120	12,000		72 x 120"	9,600	5,600	15,800.00
HDK120-60-72X144	12,000	Raised - 76"	72 x 144"	9,600	6,000	16,200.00
HDK120-60-96X120	12,000	Lowered - 16"	96 x 120"	9,600	6,000	16,789.00
HDK120-60-96X144	12,000		96 x 144"	9,600	6,300	17,340.00
HDK150-60-72X96	15,000		72 x 120"	12,000	5,700	17,933.00
HDK150-60-72X144	15,000	Raised - 76"	72 x 144"	12,000	6,200	19,175.00
HDK150-60-96X120	15,000	Lowered - 16"	96 x 120"	12,000	6,200	18,813.00
HDK150-60-96X144	15,000		96 x 144"	12,000	6,500	19,945.00



Surface Mount Dock Lifts

- **Turns any concrete surface into a loading dock.**
- **Lifts up to 5,000 lbs.**

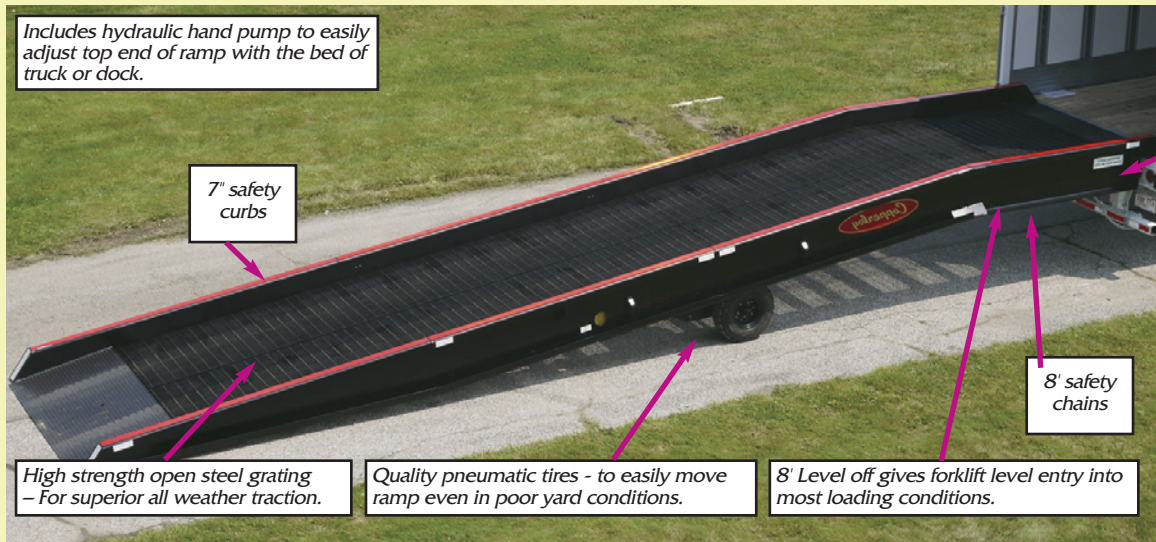
You can have a loading dock any place you need one, as long as the surface will support the dock lift base. There is no pit required. Steel tread plate on all running surfaces. Push button control with twist lock plug. Includes removable hand railing and safety chains. Standard models can lift up to 5,000 lbs. and can accommodate hand carts, 4-wheel carts and pallet trucks. FOB Shipping Point.

Product No.	Cap. (lbs.)	SURFACE MOUNT DOCK LIFT		Platform Size	Axle Load over Bridge	Wt. (lbs.)	Price Ea.
		Height Raised	Height Lowered				
HDS030-54-72X72	3,000	60"	6"	72 x 72"	2,000	2,300	\$10,562.00
HDS040-54-72X72	4,000	60"	6"	72 x 72"	2,000	2,400	11,534.00
HDS050-54-72X72	5,000	60"	6"	72 x 72"	2,000	2,500	11,990.00

YARD RAMPS & DOCKS



Quality products
made in the USA!



Includes hydraulic hand pump to easily adjust top end of ramp with the bed of truck or dock.

7" safety curbs

High strength open steel grating - For superior all weather traction.

Quality pneumatic tires - to easily move ramp even in poor yard conditions.

8' Level off gives forklift level entry into most loading conditions.

8' safety chains



Safety feature:
15" LIP rests firmly on truck or dock prevents a dangerous gap between truck and ramp that can happen on models with no overlap.

Mobile Yard Ramps

- Built strong for tough applications.
- Ideal for use when a dock is not available.

Durable ramps make loading and unloading trucks easy. Open steel grating ensures safe use in all weather conditions. Engineered for maximum efficiency. Standard color is Black. Also available in Yellow for an extra charge. FOB Shipping Point.

Product No.	MOBILE STEEL CONTAINER YARD RAMPS WITH STEEL GRATING	Cap. (lbs.)	Size L x W	Range	Level Off	Wt. (lbs.)	Price Ea.
HSMR16-70-36PL8	16,000	36' x 70"	38-65"	8'	6,100	\$11,000.00	
HSMR16-84-36PL8	16,000	36' x 84"	38-65"	8'	6,900	12,130.00	
HSMR20-70-36PL8	20,000	36' x 70"	38-65"	8'	6,200	11,985.00	
HSMR20-84-36PL8	20,000	36' x 84"	38-65"	8'	7,000	13,205.00	
HSMR25-70-36PL8	25,000	36' x 70"	38-65"	8'	6,300	12,695.00	
HSMR25-84-36PL8	25,000	36' x 84"	38-65"	8'	7,100	14,130.00	
HSMR30-84-36PL8	30,000	36' x 84"	38-65"	8'	8,300	15,265.00	

Add -YE to Product No. for Yellow Paint ... add \$375.00. Dimensions are overall width including curbs. Subtract 8" for useable width. More sizes available - call for information. Aluminum ramps available - call for more information.



Stationary Ramps

- Convenient and safe.
- Weather resistant steel grating.

Designed for fork trucks and some vehicles to access the dock to and from ground level. Steel grating is weatherproof and built for years of hard use. Standard color is Black. Also available in Yellow Paint for an extra charge. Other capacities available - call for information. FOB Shipping Point.

Product No.	STATIONARY RAMPS WITH STEEL GRATING	Cap. (lbs.)	Size L x W	Range	Wt. (lbs.)	Price Ea.
HSDG16-70-30	16,000	30' x 70"	38-60"	5,020	\$8,074.00	
HSDG16-84-30	16,000	30' x 84"	38-60"	5,770	8,777.00	
HSDG16-96-30	16,000	30' x 96"	38-60"	6,475	10,468.00	
HSDG20-70-30	20,000	30' x 70"	38-60"	5,175	8,574.00	
HSDG20-84-30	20,000	30' x 84"	38-60"	5,925	10,222.00	
HSDG20-96-30	20,000	30' x 96"	38-60"	6,600	11,606.00	

Add -YE to Product No. for Yellow Paint ... add \$375.00. Dimensions are overall width including curbs. Subtract 8" for useable width.



Edge-of-Dock Leveler

- Smooth and easy to operate with handle or optional wall mounted push button.
- Exclusive lift mechanism and spring assembly sets the board in place with 1/4 the effort of a conventional edge-of-dock.

FOB Shipping Point.


Product No.	EDGE-OF-DOCK LEVELERS	Cap. (lbs.)	Plate Width	Wt. (lbs.)	Price Ea.
HSEL2066CG	20,000	66"	490	\$771.00	
HSEL2072CG	20,000	72"	505	814.00	
HSEL3066CG	30,000	66"	524	844.00	
HSEL3072CG	30,000	72"	563	891.00	
HSEL3078CG	30,000	78"	598	1,058.00	
HSEL3084CG	30,000	84"	625	1,152.00	

Add 30" to plate width for overall width. Standard price includes molded rubber bumpers and steel blocks. Optional Steel Bumper Guard...add \$67.00/pair. Longer Lip for refrigerated trucks...add \$67.00. Hydraulic Power...add \$1,200.00.



Optional Steel Bumper Guards

WHEEL CHOCKS



A) Rubber Wheel Chock

- Economical nylon reinforced molded rubber provides sure grip traction.
- Rubber resists tearing, abrasion, ozone weathering, etc.

Safety engineered to prevent sliding. Complete with cadmium plated eyebolt. Meets OSHA requirements. Measures 9¼"W x 6"H x 8"D. FOB Shipping Point.

HRWC-8 Wt. 11 (lbs.) Price Ea. \$20.00

HOH-15 Optional 15' chain and hanger. Price Ea. \$15.40

HOH-15R Optional 15' chain and hanger w/reflector. Price Ea. \$17.00

B) Molded Rubber Chock

- Sloped design increases holding capability by allowing truck tire to roll on to chock face.
- Features rubber handle for convenient carrying.

Rugged rubber chock resists tearing, abrasions, and ozone weathering. Hole in handle accepts chain and hanger. Meets OSHA requirements. Measures 7"W. x 10"D. x 7¾"H. FOB Shipping Point.

HRWC-11 Wt. 11 (lbs.) Price Ea. \$33.00

HOH-15 Optional 15' chain and hanger. Price Ea. \$15.40

HOH-15R Optional 15' chain and hanger w/reflector. Price Ea. \$17.00

C) Laminated Rubber Wheel Chock

- A popular chock - thanks to functional design and durability.
- Cord reinforced rubber provides a sure grip on concrete or paved surfaces.

Curved surface snugly fits tires. Measures 8"W x 8"H x 8"D. Meets OSHA requirements. FOB Shipping Point.

HLWC-15 Wt. 13 (lbs.) Price Ea. \$30.00

HOH-15 Optional 15' chain and hanger. Price Ea. \$15.40

HOH-15R Optional 15' chain and hanger w/reflector. Price Ea. \$17.00

Safety Orange Molded Urethane

- Long wearing urethane material stands up to years of hard use.
- Eliminates accidental trailer movement.


Available in three styles; Mini for buses, trucks, auto, fork lifts; Standard for trailers, larger trucks, rec. vehicles; and Jumbo for heavy duty construction equipment. Meets OSHA requirements. FOB Shipping Point.

Product No.	Description	Base	Hgt.	Wt. (lbs.)	Price Ea.
HURWC-2	Mini	7 x 8"	6"	3	\$22.50
HURWC-15	Standard	8 x 11"	8"	5	35.00
HURWC-25	Jumbo	14½ x 17½"	14½"	21	201.00
HOH-15 Optional 15' chain and hanger. Price Ea. \$15.40					
HOH-15R Optional 15' chain and hanger w/reflector. Price Ea. \$17.00					



D) Aluminum Wheel Chocks

- A lightweight, easy to handle aluminum chock.
- FOB Shipping Point.



Type	Product No.	Description	Size* W x H x D	Wt. (lbs.)	Price Ea.
A	HEALUM-7	Chock	7 x 8 x 10"	8	\$45.00
B	HEALUM-7-HNDG	Chock with Hand Grip	7 x 8 x 10"	7	89.00
C	HEALUM-YEL	Yellow Chock	7 x 8 x 10"	8	49.50
D	HEALUM-7-H	Chock with Handle	7 x 8 x 10"	5	124.00
E	HEALUM-7-HS	Chock with Handle & Sign	7 x 8 x 10"	13	168.00

HOH-15 Optional 15' chain and hanger. Price Ea. \$15.40

HOH-15R Optional 15' chain and hanger w/reflector. Price Ea. \$17.00

*Size of Chock only - not including handle and sign.

E) Sturdy Steel Chock

- Guaranteed to hold trucks in mud, sand, concrete, asphalt, ice, whatever.
- Features easy grip hand hold for ease of positioning.

Chock can be positioned on either side. Rugged all welded steel construction won't bend or break. Meets OSHA requirements. Measures 6"W x 17¾"D x 9¾"H. FOB Shipping Point.

HSWC-22 Wt. 19 (lbs.) Price Ea. \$44.00

HOH-15 Optional 15' chain and hanger. Price Ea. \$15.40

HOH-15R Optional 15' chain and hanger w/reflector. Price Ea. \$17.00

F) The Sloped Chock

- Features superior holding power.
- Tire rests on slope rather than against it.

Heavy bottom cleats provide sure gripping on many surfaces. Grip slot for easy positioning. Available in cast steel.

Meets OSHA requirements.

FOB Shipping Point.

HSSC-17 Cast Steel. Wt 25 (lbs.) Price Ea. \$63.00

G) Safety Wheel Chock

- Designed for maximum traction on any surface.
- Features grip slot for easy pickup and positioning.

Bottom teeth securely grip ground to resist slipping.

Long, long wear due to super strength cast metal. Meets OSHA requirements. Measures 8¾"W x 7¾"H x 8¾"L. FOB Shipping Point.

HMS-15 Cast Steel. Wt. 16 (lbs.) Price Ea. \$42.60

HOH-15 Optional 15' chain and hanger. Price Ea. \$15.40

HOH-15R Optional 15' chain and hanger w/reflector. Price Ea. \$17.00



"Chock Your Wheels" Sign

- Attention-getting sign warns truck drivers and dock workers of OSHA regulations to chock their wheels.
- Durable aluminum construction. FOB Shipping Point.

Product No.	Size W x H	Wt. (lbs.)	Price Ea.
HSA-1012	11¾ x 9¾"	1	\$21.00

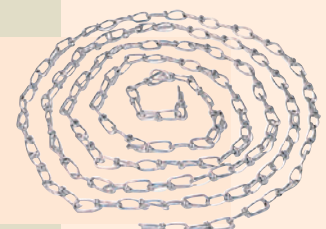


Chain & Hanger

- Tough 15' chain attaches to chock and wall.
- Discourages theft and misplacement. FOB Shipping Point.

HOH-15 Wt. 3 (lbs.) Price Ea. \$15.40

HOH-15R Optional 15' chain and hanger w/reflector. Price Ea. \$17.00



SAFETY WHEEL CHOCKS



A) Molded Rubber Wheel Chock

- Economical nylon reinforced molded rubber chock provides sure grip traction.
- Rubber resists tearing, abrasion and ozone weathering.

Comes with U-bolt to utilize as a handle or to fasten a chain and hanger. Measures 9 $\frac{1}{2}$ "W. x 8"D. x 6"H. FOB Shipping Point.
HRWC-9-U Wt. 11 (lbs.) Price Ea. \$21.00

B) Extruded Rubber Chock

- Affordable chock retains a sure grip traction.
- Features a hollow center and comes with an eyebolt.

Resists tearing and abrasions. Meets OSHA requirements. Measures 8 $\frac{1}{2}$ "L. x 8 $\frac{1}{2}$ "W. x 6"H. FOB Shipping Point.
HEX-11 Wt. 14 (lbs.) Price Ea. \$36.00

C) Aluminum Wheel Chock W/Flag

- This rugged chock features a warning flag.
- Flag is painted safety yellow, with the word chock in black.

Inside the chock contains a tube for the flag insert. Locking pins keep the flag from twisting down. Holes on each end of the tube allows the chock to be used on either side of the wheel. Meets OSHA requirements. Measures 7"W. x 8"H. x 10 $\frac{1}{2}$ "D. FOB Shipping Point.
HCWS-13 Wt. 16 (lbs.) Price Ea. \$141.00

D) Laminated Wheel Chock

- Constructed of reinforced rubber providing a sure grip on concrete or paved surfaces.
- Large handle allow easy transport of chock.

Straight sides allow chock to be used on all sides. Meets OSHA requirements. Measures 10"W. x 10"D. x 5 $\frac{1}{2}$ "H. FOB Shipping Point.
HLWC-14 Wt. 17 (lbs.) Price Ea. \$31.00

E) Aircraft Chocks

- Designed especially for aircraft use.
- Can be utilized on any side, thanks to the reflective tape running down the lengths.

Ribbed edges around the perimeter provides excellent traction in virtually any kind of weather. Meets OSHA requirements. FOB Shipping Point.
HEX-13 Measures 12"L. x 6 $\frac{1}{2}$ "W. x 5 $\frac{1}{2}$ "H. Wt. 8 (lbs.) Price Ea. \$43.00
HEX-4 Measures . 10"W. x 3 $\frac{1}{4}$ "H. x 4 $\frac{1}{2}$ "D Wt. 5 (lbs.) Price Ea. \$34.00

F) All Welded Steel Chock

- Features a textured treadplate to provide maximum traction to wheels.
- Handle is welded to back of chock for easier moving as well as fastening a chain and hanger.

Meets OSHA requirements. Measures 7 $\frac{1}{2}$ "W. x 8 $\frac{1}{2}$ "H. x 7 $\frac{1}{2}$ "D. FOB Shipping Point.
HFAB-8 Wt. 7 (lbs.) Price Ea. \$42.00

G) Formed Steel Chock


- Utilizes a saw tooth bottom for sure grip traction.
- Designed for all weather use.

Extra dependable. Meets OSHA requirements. Measures 8"W. x 9"H. x 10 $\frac{1}{2}$ "D. FOB Shipping Point.
HFAB-11 Wt. 11 (lbs.) Price Ea. \$33.00


H) Chain & Hanger

- Tough 15' chain attaches to chock and wall.
- Discourages theft and misplacement. FOB Shipping Point.

HOH-15 Wt. 3 (lbs.) Price Ea. \$15.40
HOH-15R Optional 15' chain and hanger w/reflector. Price Ea. \$17.00




A




B




C



D



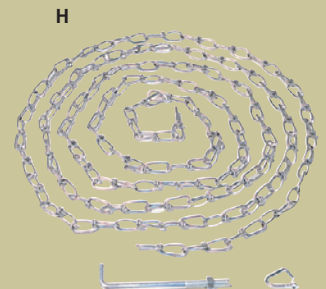
E



F



G




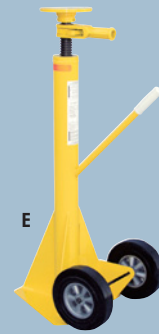


H

DOCK & TRUCK EQUIPMENT

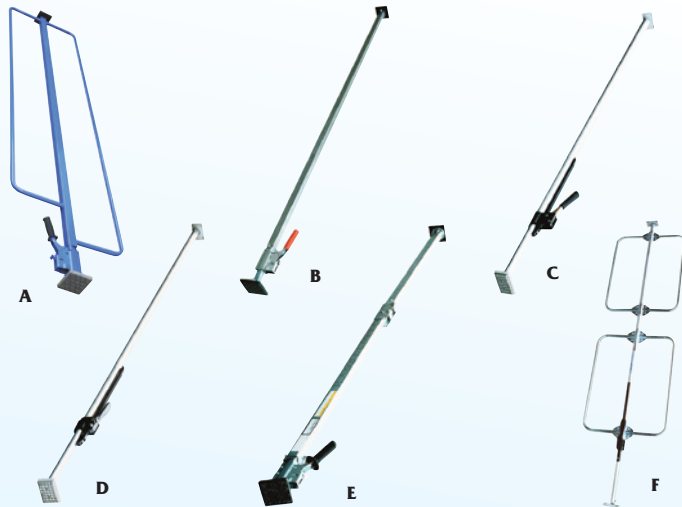
Trailer Stabilizing Jacks

- Prevents up-ending semi-trailers when they are not connected to tractor during loading and unloading operations.

Also used to level trailers parked on sloped ground and to prevent landing gear from sinking into a soft surface. Features high-strength steel construction. Flush-type zerk fitting for lubricating. ACME screw. Meets OSHA regulations when used with wheel chocks. Includes reflective collar for visibility at night. Powder coat safety Yellow finish. FOB Shipping Point.



TRAILER STABILIZING JACKS								
Ltr. No.	Product No.	Description	Static Cap. (lbs.)	Lifting Cap. (lbs.)	Service Range	Wheel Description	Wt. (lbs.)	Price Ea.
A	HBFSJ-2748	Big Foot Jack	100,000	40,000	39½ to 51"	10" - Hard Rubber	162	\$418.00
B	HLO-J-BEAM	Ratchet Beam	100,000	40,000	39½ to 51"	10 x 2" - Hard Rubber	182	437.00
C	HBJ-BEAM-SN	Hand Crank	100,000	50,000	41 to 55"	16" - Solid Foam	211	762.00
C	HBJ-BEAM-PN	Hand Crank	100,000	50,000	41 to 55"	16" - Fully Pneumatic	218	723.00
D	HLO-J	Ratchet	100,000	40,000	39 to 51"	10" - Hard Rubber	182	295.00
E	HHI-J	Ratchet	100,000	40,000	45 to 57"	10" - Hard Rubber	141	304.00
F	HSP-TOP	Spin Top	100,000	40,000	39½ to 51"	10" - Hard Rubber	129	261.00
G	HSP-TOP-R	Ratchet	100,000	40,000	41 to 50"	10" - Hard Rubber	138	295.00
H	HSJ-35	Economy	50,000	5,000	44 to 51"	N/A	36/UPS	114.00



Cargo Bars


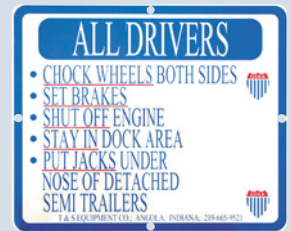
- Keep truck contents in place -- eliminate damaged goods.
- Simple mechanical lock, won't vibrate loose.

When trucks move, keep trailer contents securely in place with these easy to use Cargo Bars. All steel 1½" sq. 14 ga. tubular construction won't bend or give. 4" sq. steel end plates on HCL-15, HCL-16, HCL-17, HCL-18 and HCBH-32. 4" x 2½" end plates on HCB-7, HCB-7-R and HCB-7-S. End plates feature rubber pads for positive gripping action. Fits between trailer walls. Two piece model may be stored in cab. FOB Shipping Point.

Style	Product No.	Description	Range	Wt. (lbs.)	Price Ea.
D	HCB-5	1 piece aluminum (round tube)	88" to 103"	8	\$51.00
D	HCB-7	1 piece aluminum (round tube)	89" to 104"	9	60.90
C	HCB-7-R	1 piece aluminum ratchet (round tube)	89" to 103"	10	60.90
D	HCB-7-S	1 piece steel (round tube)	88½" to 103"	12	51.00
B	HCL-15	1 piece steel	87" to 119"	15	41.20
B	HCL-16	1 piece steel galvanized	87" to 119"	15	54.70
E	HCL-17	2 piece steel folding galvanized	88" to 116"	22	56.10
E	HCL-18	2 piece steel galvanized	90" to 139"	24	78.30
A	HCBH-32	1 piece steel w/full hoops	87" to 116"	25	72.00
F	HCH-7	Galvanized hoops for CB series	30½"W. x 23½"H.	16	43.00/Pr.
F	HCH-3	Galvanized hoops for CL series	31"W. x 24½"H.	19	49.00/Pr.

Dock Warning Sign

Bring attention to proper loading dock procedures with this Non-Reflective Aluminum Sign. Measures 11¾"W. x 9"H. Trailer stabilizing jack signs available. FOB Shipping Point. HSAJ-1012 Wt. 1 lb. Price Ea. \$22.00



PROVIDES uniform visibility.

Loading Dock Lights


- Your choice of incandescent or high pressure sodium units.
- Provides uniform visibility inside trucks or around dock area.

Lights minimizes freight damage while expediting loading and unloading operations. Adjustable arm knuckle joint allows vertical and horizontal positioning. Incandescent units accept PAR 38 bulb. High pressure sodium units save energy and lower lighting costs. UL approved. Meets OSHA 1910.178 (H) for lighting areas. FOB Shipping Point.

Description	Incandescent Units			High Pressure Sodium Units		
	Product No.	Wt. (lbs.)	Price Ea.	Product No.	Wt. (lbs.)	Price Ea.
Single Arm - 24"	HLL-24	14	\$110.00	HILLS-24	10	\$256.00
Double Arm - 40"	HLL-40	16	124.00	HILLS-40	18	277.00
Double Arm - 60"	HLL-60	21	148.00	HILLS-60	21	291.00
Triple Arm - 90"	HLL-90	30	267.00	HILLS-90	30	469.00
				HAALLS-40	17	257.00
				HAALLS-60	19	273.00

HLL-Stand Loading Light Stand. Wt. 60 (lbs.), Price Ea. \$229.00

DOCK BUMPERS




Extruded Dock Bumpers

- Protects against the heavy impact and damaging results of trailers.
- Made of all weather and abrasion resistant rubber.

Perfect for use on trucks or docks. Half-oval shape allows for effective fendering action over a wide radius. Fast installation on any surface. Ships UPS. FOB Shipping Point.

Product No.	Size W x H x L	Wt. (lbs.)	Price Ea.
HM-2-12	2 x 1½ x 12"	2	\$12.00
HM-2-18	2 x 1½ x 18"	2	15.00
HM-2-24	2 x 1½ x 24"	3	19.00
HM-2-36	2 x 1½ x 36"	3	23.00
HM-4-12	4¼ x 4 x 12"	8	20.00
HM-4-18	4¼ x 4 x 18"	10	26.00
HM-4-24	4¼ x 4 x 24"	14	33.00
HM-4-36	4¼ x 4 x 36"	18	50.00
HM-6-12	6 x 6 x 12"	14	38.00
HM-6-18	6 x 6 x 18"	18	55.00
HM-6-24	6 x 6 x 24"	24	69.00
HM-6-36	6 x 6 x 36"	34	100.00

Special lengths available.



Molded Dock Bumpers

- Built to endure years of pounding, yet remain undamaged and serviceable.
- Made from weather and abrasion-resistant rubber. FOB Shipping Point.

Ltr. No.	Product No.	Size D x H x W	Wt. (lbs.)	Price Ea.
A	HT-22	3 x 22 x 22"	44	\$53.00
B	HB-1224-3	3 x 12 x 24"	34	43.70
B	HB-1224-6	6 x 12 x 24"	57	92.90
C	HL-1818-4	4 x 18 x 18"	36	58.10
D	HB-1213-4	4 x 13 x 12"	24	51.20

Molded Bumpers

- An economical bumper for excellent truck and dock protection.
- Made of tough long wearing rubber, 3" thick and 4½"W.
- Easily mounted to wood, steel or concrete. FOB Shipping Point.

This low cost investment is easily attached to any surface. Uses 3/4" anchor bolts, not included. Ships UPS. FOB Shipping Point.



Product No.	Length	Wt. (lbs.)	Price Ea.
HDBE-10-1	10"	6	\$19.90
HDBE-20-1	20"	13	38.00
HDBE-30-1	30"	16	57.00



Extruded Bumper Strip

- Protect your docks and walls.
- Made of high impact resistant solid rubber for excellent durability.
- Prevents damage to the truck or dock. Ideal to bolt on vertically. FOB Shipping Point.


Product No.	Size W x L x H	Wt. (lbs.)	Price Ea.
HBS-12	5½ x 12 x 1¼"	4	\$22.90
HBS-18	5½ x 18 x 1¼"	5	26.00
HBS-24	5½ x 24 x 1¼"	7	31.00
HBS-36	5½ x 36 x 1¼"	10	42.00



Rubber Wedges

- These industrial-duty wedges can assist while stacking drums, paper rolls, steel pipe and cylinders.
- Movement is minimized as the weight of the stacked items bears down on the wedge. FOB Shipping Point.


Product No.	Size W x L x H	Wt. (lbs.)	Price Ea.
HRBW-2	6.5 x 4 x 3.25"	2	\$7.70
HRBW-3	6.5 x 6 x 2.75"	5	11.50
HRBW-5	6.5 x 12 x 3.25"	7	19.90
HRBW-10	6.5 x 24 x 3.25"	12	44.00



Laminated Dock Bumpers

- Protect your docks, trucks, walls and floors from damaging trailer impact.
- Shock-absorbing laminated bumpers are made of indestructible piles of truck tire fabric.

Bumpers resist outdoor aging and weathering. Install easily by bolting or welding. Pliable rubber fits uneven surfaces. No dock should be without a shock-absorbing dock bumper. Meets OSHA requirements. FOB Shipping Point.



Product No.	Size D x H x W	Wt. (lbs.)	Price Ea.
H1012-4.5	4½ x 10 x 12"	22	\$42.00
H1014-4.5	4½ x 10 x 14"	25	44.00
H1018-4.5	4½ x 10 x 18"	36	51.00
H1024-4.5	4½ x 10 x 24"	45	60.00
H1030-4.5	4½ x 10 x 30"	60	68.00
H1036-4.5	4½ x 10 x 36"	68	75.00
H1212-4.5	4½ x 12 x 12"	24	43.00
H1214-4.5	4½ x 12 x 14"	31	45.00
H1218-4.5	4½ x 12 x 18"	41	55.00
H1224-4.5	4½ x 12 x 24"	56	69.00
H1230-4.5	4½ x 12 x 30"	69	77.00
H1236-4.5	4½ x 12 x 36"	88	95.00
H1018-6	6 x 10 x 18"	43	69.00
H1218-6	6 x 12 x 18"	51	73.00
H624-4.5	4½ x 6 x 24"	26	51.00
H636-4.5	4½ x 6 x 36"	45	62.00

Call for extra depth projections and special configurations.

WHEEL CHOCKS



Rubber Wheel Chocks


- Strong, safe and resistant to damage from UV, moisture, salt, and oils.

ROADBLOCKS™ Rubber Wheel Chocks are strong, safe and resistant to damage from UV, moisture, salt, and oils. Their traction design grips tire and road and will not cause tire or pavement damage. The chock design also allows either side to be positioned against tire. FOB Shipping Point.


RUBBER WHEEL CHOCKS				
Product No.	Description	Size L x W x H	Wt. (lbs.)	Price Ea.
HRC450	Void Bottom	10 x 8 x 5.5"	7	\$20.15
HRC450-CL	Void Bottom, Aluminum Ice Cleat	10 x 8 x 5.5"	9	88.37
HRC450-GR	Void Bottom, 14 ga. Steel Grate	10 x 8 x 5.5"	10	76.71
HRC450-S	Solid Bottom	10 x 8 x 5.5"	10	21.73
HRC5510-P	Pair Roped Together	10 x 5 x 4.4"	14	52.96
HRC5510-S	Single with Rope	10 x 5 x 4.4"	6.5	27.28
HRC5512-P	Pair Roped Together	12 x 5 x 4.4"	16	56.55
HRC5512-S	Single with Rope	12 x 5 x 4.4"	7.7	29.09
HRC5515-P	Pair Roped Together	15 x 5 x 4.4"	20	67.61
HRC5515-S	Single with Rope	15 x 5 x 4.4"	9.3	34.63
HRC5518-P	Pair Roped Together	18 x 5 x 4.4"	23	83.32
HRC5518-S	Single with Rope	18 x 5 x 4.4"	11	42.49
HRC5521-P	Pair Roped Together	21 x 5 x 4.4"	30	89.68
HRC5521-S	Single with Rope	21 x 5 x 4.4"	12.7	45.63
HRC5524-P	Pair Roped Together	24 x 5 x 4.4"	30	100.71
HRC5524-S	Single with Rope	24 x 5 x 4.4"	14.4	51.16
HRC815	Void Bottom	10 x 8 x 6"	9	16.11
HRC915	Void Bottom	11.5 x 10 x 7.25"	15	38.64



HRC450 Wheel Check Models (bottoms shown)



HRC5500 Wheel Chocks



HRC815 Wheel Check


HRC915 Wheel Check

Urethane Wheel Chocks

- Impact-absorbing chocks grip tire and road and are oil and chemical resistant.


ROADBLOCKS™ Urethane Wheel Chocks are strong, safe and lightweight. Impact-absorbing chocks grip tire and road, will not cause tire or pavement damage, and are oil and chemical resistant. For added safety, chocks feature a high visibility Orange color and "How to Use" guidelines molded into each chock. FOB Shipping Point.

URETHANE WHEEL CHOCKS				
Product No.	Description	Size L x W x H	Wt. (lbs.)	Price Ea.
HUC1400-4.5	Urethane Chock, with Easy Grip Handle, 4½ lb. Chock	10 x 8.5 x 5"	5	\$44.51
HUC1400-6	Urethane Chock, with Easy Grip Handle, Denser 6 lb. Chock	10 x 8.5 x 5"	6	57.27
HUC14HM	Horizontal Mounting Bracket for HUC1400 Chocks	-	3	49.99
HUC14VM	Vertical Mounting Bracket for HUC1400 Chocks	-	3	38.99
HUC1500-4.5	Urethane Chock, with Recessed Handle, 4½ lb. Chock	11 x 7.75 x 8"	5	42.95
HUC1500-6	Urethane Chock, with Recessed Handle, Denser 6 lb. Chock	11 x 7.75 x 8"	6	50.21
HUC15HM	Horizontal Mounting Bracket for HUC1500 Chocks	-	3	40.31
HUC15VM	Vertical Mounting Bracket for HUC1500 Chocks	-	3	40.31
HUC1600	Urethane Chock, with Recessed Handle	11.25 x 8 x 8.25"	4	36.07
HUC1700	Urethane Chock, with Recessed Handle	8.5 x 7.5 x 6.25"	2	27.48
HUC17VM	Vertical Mounting Bracket for HUC1700 Chocks	-	2	36.33
HMC1210	Heavy Duty Urethane Chock for Mining/Construction	17 x 14 x 14"	25	183.44



HUC1400 Wheel Check

HUC1500 Wheel Check



HUC1600 Wheel Check

HMC1210 Wheel Check

All Terrain Urethane Wheel Chocks

- Specifically designed for use on fire equipment.

ROADBLOCKS™ All-Terrain Urethane Wheel Chocks comply with NFPA 1901-09 and meet SAE-J348 standard for up to 32" and up to 44" wheel diameters. These tough, damage resistant, polyurethane chocks are resistant to oils, fuels, and solvents. They also feature high strength, replaceable aluminum base plates with posi-grip traction cleats or anti-slip rubber traction pads. For added safety and convenience, Checkers incorporates a molded carrying handle and high visibility color for easy identification. FOB Shipping Point.

ALL TERRAIN URETHANE WHEEL CHOCKS				
Product No.	Description	Size L x W x H	Wt. (lbs.)	Price Ea.
HAT3512-AC-Y	Yellow Chock, Aluminum Cleat Base	15.5 x 8.5 x 8.25"	9	\$155.55
HAT3512-RP-Y	Yellow Chock, Rubber Pad Base	15.5 x 8.5 x 8.25"	9	151.83
HAT2512-HM	Horizontal Mounting Bracket for HAT2512 Chocks	-	4	56.16
HAT2512-VM	Vertical Mounting Bracket for HAT2512 Chocks	-	6	34.64
HAT3514-AC-Y	Yellow Chock, Aluminum Cleat Base	21 x 11.25 x 12.25"	22	241.20
HAT3514-RP-Y	Yellow Chock, Rubber Pad Base	21 x 11.25 x 12.25"	23	228.40
HAT2514-HM	Horizontal Mounting Bracket for HAT2514 Chocks	-	8	78.28
HAT2514-VM	Vertical Mounting Bracket for HAT2514 Chocks	-	7	45.05



HAT3512 Wheel Chocks (bottoms shown)



HAT3514 Wheel Chocks (bottoms shown)

DOCK SEALS, SHELTERS & MOVING PADS



Dockleveler Insulation Blanket


Using the Insulation Blanket will improve heating efficiency and will save energy. They will pay for themselves many times over by controlling heat loss. The Insulation Blanket is water and mildew resistant. Aluminum extrusion and anchors are provided. Hangers to attach to the door for storing the blanket are standard. A DVD or Video is available- contact dealer. FOB Shipping Point. **HDIB-96** Size 90"W. x 96"L. Wt. 17 (lbs.) Price Ea. **\$89.00**




Sample Temperature Differential
Outside Temperature 18°. Steel Dockleveler Top 23°. Top of Blanket 44°.

Quilted Moving Pads

Cushion and protect furniture, machinery and electronic equipment. Each pad measures 72" wide by 80" long. Units are sold a dozen at a time. Model HQPC-7280-UP is water and mildew resistant. FOB Shipping Point.



GENERAL DUTY
HQPC-7280-DP



ALL WEATHER
HQPC-7280-UP



HEAVY DUTY
HQPC-7280-VP

QUILTED MOVING PADS			
Product No.	Description	Wt. Per Dozen	Price Per Dozen
HQPC-7280-DP	General Duty (both sides cotton)	57	\$165.00
HQPC-7280-UP	All Weather (both sides polyester)	63	163.00
HQPC-7280-VP	Heavy-Duty (one side polyester/other side cotton)	82	190.00



Dock SEAL

- Combines the advantage of low cost and excellent sealing action.
- Designed for maximum energy savings with long-lasting features.

For use with a 8' H x 8' W doors. 36 oz. nylon reinforced vinyl facing has a higher tear strength than equivalent weight hypalon. Chemically sealed ends prevent moisture infiltration. Full height air escape tunnel. Mounted and bonded on durable wolmanized wood. 2" nylon reinforced vinyl guide stripes. Through the wall installation kits included. Three piece construction; top -- 12"H x 114"W x 10" projection; sides -- 96"H x 10" projection with beveled sides with 9.5" at the wall, and 12" at the face. Dock Seals overall height are 108"H x 120"W. and Door Openings are 8'H x 8'W. All dock seals and shelters on this page are not returnable. FOB Shipping Point.

DOCK SEALS (for 8' x 8' high doors)							
Product No.	Projection	Wt. (lbs.)	Price Ea.	Product No.	Projection	Wts. (lbs.)	Price Ea.
HD-150-10	10"	212	\$632.00	HD-150-16	16"	221	\$751.00
HD-150-11	11"	214	652.00	HD-150-17	17"	222	769.00
HD-150-12	12"	216	671.00	HD-150-18	18"	249	790.00
HD-150-13	13"	218	690.00	HD-150-19	19"	251	806.00
HD-150-14	14"	219	711.00	HD-150-20	20"	252	827.00
HD-150-15	15"	220	730.00				

HD-540Z 54 oz. facing Price Ea. \$77.00 HD-18H 18" header Price Ea. \$73.00
HD-12F 12" flap Price Ea. \$56.00

Dock SHELTER

- A shelter with full height and width access to the rear of the trailer.
- Ideal for trucks with varying heights, where the entire truck opening must be accessible for loading.

For use with doors up to 10' W x 10' H. Also reduces oversized doors to match truck opening. Long wear Vestex V-42 fabric is highly resistant to abrasion and tearing. Fiberglass staves are sewn in the panel. Seal is formed along the sides and top of the truck when the vertical and top panels are pushed inward by the truck.

Supporting structure is made of 2 x 4 wolmanized lumber. Shelter

is protected by safety yellow steel guide protectors. The top header piece measures 132"W and contains a drop curtain which measures 36"H. Two vertical pieces measure 126" tall with vertical flaps measuring 21"W. When installed the shelter will close door opening down to 90"W x 90"H opening (between flaps). Additional features include bottom corner draft pads, steel guide protectors and vertical guide strips on vertical flaps. All dock seals and shelters on this page are not returnable. FOB Shipping Point.

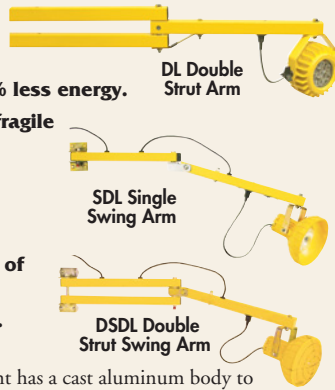
HD-750-18 18" projection. Wt. 208 (lbs.) Price Ea. \$1,204.00
HD-750-24 24" projection. Wt. 236 (lbs.) Price Ea. \$1,299.00
HD-750-30 30" projection. Wt. 260 (lbs.) Price Ea. \$1,346.00
HD-750-36 36" projection. Wt. 278 (lbs.) Price Ea. \$1,400.00



LOADING DOCK LIGHTS

Heavy Duty LED Module

- LED lamp uses only 18 watts; replaces either a 150 or 300 watt incandescent bulb.
- 1000 lumen LED lamp uses up to 94% less energy.
- Shatterproof polycarbonate lens; no fragile filament or glass parts to break.
- Qualifies for many utility rebates.
- Ideal for food service industries or refrigerated warehouses.
- All LED Modules have an average life of 60,000 hours and 5-year warranty.
- Rated for wet locations IP66, NEMA4.
- RoHS compliant and UL/cUL listed.



Tri Lite's patented Heavy Duty LED dock light has a cast aluminum body to withstand the bumps and collisions which occur on a loading dock. The light is virtually indestructible! FOB Shipping Point.

HEAVY DUTY LED MODULE			
Product No.	Arm Length	Wt. (lbs.)	Price Ea.
SINGLE SWING-ARM			
HSDL24-HDLED	24"	18	\$444.00
HSDL40-HDLED	40"	18	455.00
HSDL60-HDLED	60"	21	470.00
DOUBLE-STRUT ARM			
HDL24-HDLED	24"	18	452.00
HDL40-HDLED	40"	20	465.00
HDL60-HDLED	60"	24	480.00
DOUBLE-STRUT SWING ARM			
HDSDL40-HDLED	40"	20	472.00
HDSDL60-HDLED	60"	24	487.00
FAN/LIGHT COMBO WITH DOUBLE STRUT ARM			
HFANDL40-HDLED	40"	40	690.00
HFANDL60-HDLED	60"	44	694.00
LAMP HEAD			
HHDLED	No Arm	7	364.00

Loading Dock Fans and Fan/Light Combo

Provide a more comfortable environment for warehouse workers with high output fans mounted to loading dock arms; available with or without a light head. Fans are equipped with a three-speed selector switch to customize air movement. Lamp head choices include Polycarbonate and Metal LED modules, or a Polycarbonate Lamp Head that requires a customer supplied Par 38 bulb. FOB Shipping Point.



LOADING DOCK FANS AND FAN/LIGHT COMBO			
Product No.	Arm Length	Wt. (lbs.)	Price Ea.
FAN WITH MOUNTING ARM			
HDLFAN24	24"	30	\$307.00
HDLFAN40	40"	32	318.00
HDLFAN60	60"	36	330.00
FAN AND POLYCARBONATE LIGHT COMBO			
HFANDL24-P	24"	31	346.00
HFANDL40-P	40"	34	357.00
HFANDL60-P	60"	38	374.00
FAN AND POLYCARBONATE LED MODULE LIGHT COMBO			
HFANDL40-PL1	40"	37	568.00
HFANDL60-PL1	60"	41	584.00
FAN AND METAL LED MODULE LIGHT COMBO			
HFANDL40-ML1	40"	37	589.00
HFANDL60-ML1	60"	41	606.00

Gooseneck Industrial Lights


• Stainless Steel arm will not sag. • UL/cUL certified.
Simplify dock light positioning with a bendable stainless steel neck. Rugged and flexible, the Gooseneck is ideal for both dock and task lighting applications. Available in module style, with LEDs built-in to the light housing, or as HDLGN-120, with user supplied incandescent PAR 38 bulb. FOB Shipping Point.
HDLGN-L1 LED Module, Wt. 10 (lbs.) Price Ea. \$434.00.
HDLGN-120 Incandescent, Wt. 10 (lbs.) Price Ea. \$234.00.



HDLGN-L1

Metal or Polycarbonate LED Modules

- Emits cool white light - LED models are always cool to the touch.
- Uses only 14 watts of energy, provides the same light as a 150-watt incandescent bulb.
- Qualifies for many utility rebates.
- LEDs are built-in to the dock light housing; more durable than screw in type fixtures.
- All LED Modules have an average life of 60,000 hours and 5-year warranty.
- UL/cUL listed.




The Polycarbonate and Metal LED dock light modules illuminate trailers with an energy efficient light head that can withstand harsh loading dock environments. Made from a flame resistant material that protects from corrosion, pitting, and other environmental factors. FOB Shipping Point.

MEDAL OR POLYCARBONATE LED MODULES				
Product No.	Head Type	Arm Length	Wt. (lbs.)	Price Ea.
DOUBLE STRUT ARM				
HDL24-ML1	Metal LED	24"	16	\$364.00
HDL40-ML1	Metal LED	40"	18	375.00
HDL60-ML1	Metal LED	60"	23	386.00
HDL24-PL1	Polycarbonate LED	24"	15	337.00
HDL40-PL1	Polycarbonate LED	40"	17	348.00
HDL60-PL1	Polycarbonate LED	60"	22	364.00
SINGLE SWING-ARM				
HSDL24-ML1	Metal LED	24"	15	353.00
HSDL40-ML1	Metal LED	40"	18	362.00
HSDL60-ML1	Metal LED	60"	21	372.00
HSDL24-PL1	Polycarbonate LED	24"	15	326.00
HSDL40-PL1	Polycarbonate LED	40"	17	335.00
HSDL60-PL1	Polycarbonate LED	60"	20	350.00
DOUBLE-STRUT FLEX-ARM				
HFLDL40-ML1	Metal LED	40"	17	455.00
HFLDL60-ML1	Metal LED	60"	21	468.00
HFLDL40-PL1	Polycarbonate LED	40"	16	428.00
HFLDL60-PL1	Polycarbonate LED	60"	20	446.00
DOUBLE-STRUT SWING-ARM				
HDSDL40-ML1	Metal LED	40"	23	382.00
HDSDL60-ML1	Metal LED	60"	33	392.00
HDSDL40-PL1	Polycarbonate LED	40"	23	355.00
HDSDL60-PL1	Polycarbonate LED	60"	33	370.00


HML1 Head Replaceable Metal Head (LED Module) Wt. 6 (lbs.) Price Ea. \$304.000
HPL1 Head Replaceable Polycarbonate Head (LED Module) Wt. 5 (lbs.) Price Ea. \$284.00

Loading Dock Lights

- All Tri Lite Loading Dock Lights are designed and assembled in the USA.
- Components have a long life and are field replaceable.
- Single Strut Swing Arms, Double Strut Arms, and Double Strut Flex Arms available on most models.
- Available arm lengths from 24" to 114" on selected models.



Tri Lite loading dock lights were introduced over 40 years ago and are now widely used around the world. Whether needing metal or plastic heads, efficient LED light sources, or conventional bulbs, Tri Lite is the leader in dock lighting solutions. Our rugged lamp heads fit a user supplied PAR 38 Bulb. FOB Shipping Point.



LOADING DOCK LIGHTS			
Product No.	Arm Length	Wt. (lbs.)	Price Ea.
POLYCARBONATE DOUBLE-STRUT ARM			
HDL24-P	24"	12	\$132.00
HDL40-P	40"	15	143.00
HDL60-P	60"	19	160.00
METAL DOUBLE-STRUT ARM			
HDL24	24"	13	148.00
HDL40	40"	16	160.00
HDL60	60"	20	178.00
POLYCARBONATE SINGLE SWING-ARM			
HSDL24-P	24"	12	120.00
HSDL40-P	40"	13	129.00
HSDL60-P	60"	16	164.00
POLYCARBONATE DOUBLE-STRUT FLEX-ARM			
HFLDL40-P	40"	16	223.00
HFLDL60-P	60"	20	240.00
METAL DOUBLE-STRUT FLEX-ARM			
HFLDL40	40"	17	240.00
HFLDL60	60"	21	258.00


SIGNAL/WARNING LIGHTING



HFF3-VDC*P



HST11-P



HMV2-IND-110P



LED Stop & Go Light

- Direct traffic and enhance safety at loading docks.
- LED lights use only 5% of any incandescent light and last for years.

LED Stop & Go lights save energy, maintenance costs and fixture down time. Durable Polycarbonate housing will not rust, pit or dent. Sun visors enhance visibility, even in direct sunlight. Flashing lights draw maximum attention. Measures 11 1/2" H. x 6" W. x 3 3/4" D. Available in 12 or 24 volt DC, 115 volt AC -- please specify. FOB Shipping Point.

Product No.	LED STOP & GO LIGHT Light Colors	Wt. (lbs.)	Price Ea.
HSG10-RG-LED	Red & Green	2	\$151.00
LED STOP & GO LIGHT WITH TOGGLE SWITCH & FLASHER			
HSG20-RG-LED	Red & Green	4	188.00
LED STOP & GO LIGHT SET WITH (1-SG10 & 1-SG20)			
HSG30-RG-LED	Red & Green	4	327.00

Solid State/Mechanical Back-Up Alarms

- An economical and safe way to warn personnel of equipment.
- Operates at temperature extremes. Water resistant. Helps comply with OSHA and state regulations.
- No maintenance required. FOB Shipping Point.



HBKA Mechanical



HLTA2 Solid State


Product No.	SOUND LEVEL	Voltage	Amp Draw	Wt. (lbs.)	Price Ea.
HLTA2-12	97 or 87 DP	12	.3	1	67.00
HLTA2-24	±4 DB at	24	.3	1	67.00
HLTA2-36	4'	36	.3	1	67.00
HLTA2-48		48	.3	1	67.00
HFEA1-12	97 DB ±4 at 4'	12	.3	1	43.00
MECHANICAL					
HBKA				4	63.00

Safety WARNING LIGHTS

- High visibility warning lights for use on lift trucks, emergency vehicles in hazardous areas. Permanent shock mounting standard. (Magnet mount optional). Two-wire hookup. Available in Red, Amber, Blue, Green or Clear - please specify. Available in 12, 24, 36 & 48 Volt DC -- please specify. FOB Shipping Point.

Product No.	Type	Flashes Minute	Voltage	Bulb	Size H x D	Wt. (lbs.)	Price Ea.
HMV2IND-VDC*P	Rotating	90-100	12-48 DC	Single 25W.	7.625 x 6"	3	\$91.00
HMV2IND-110P	Rotating	90-100	110V AC	Single 25W.	7.625 x 6"	3	80.00
HFF3-VDC*P	Flashing	60-75	12-48 DC	Single 25W.	6.5 x 5.5"	2	75.00
HST11-P	Strobe	60	12-24 DC	Xenon flash	9.5 x 8.5"	5	210.00

*Specify voltage: 12,24,36 or 48. Specify dome color: Amber (A), Red (R), Blue (B), Green (G), or Clear (C).



Electromechanical Sirens

- Low cost, High quality, Compact size. DC and AC models available. Sound level is 101dB at 10 feet. Siren can be operated continuously for up to 60 seconds and off for 20 seconds. Has a chrome grill and a versatile pedestal mount. Measures 6 1/2" H. x 5 1/2" W. x 7" L. FOB Shipping Point

Product No.	Operating Voltage	Operating Current	Load RPM	Wt. (lbs.)	Price Ea.
HVS1	12 VDC	20-25A Start, 4-6A Run	7,000 + - 500	4	\$107.00
HVS110	110VAC	8-10A Start, 2-3A Run	9,000 + - 500	4	114.00

COZY Heating Products

- Draws no more power than a light bulb • Safer than space heaters
- Cozy Products are economical and safer than space heaters. The convenient On/Off switch can be positioned for easy access. The optional Hi/Lo switch makes it easy to adjust heat levels. All products are lightweight and can be moved easily. Neutral colors and finishes. FOB Shipping Point.



HNCFR Cozy Foot Rest
Easy-to-use ergonomic design adds to your warmth and comfort.



HNCT Cozy Toes
Add the comfort and warmth to a hard wood surface.



HFWR Warehouse Foot Warmer
Add warmth to your feet even in the worst areas of the plant.



HNCL Cozy Legs
Radiant heating panel warms your space. Mount it to your desk, or use the optional stand.

HSTAND

Product No.	Description	Voltage	Watts	Size L x W x D	Wt. (lbs.)	Price Ea.
HNCL	Cozy Legs under desk radiant heater	115	150	22 1/2 x 16 x 1"	8	\$81.00
HNCT	Cozy Toes carpeted foot warmer	115	75	18 x 19 x 5"	5	78.00
HNCFR	Cozy Foot Rest with stand	115	50	20 x 14 x 1"	6	90.00
HFWR	Cozy Warehouse Foot Warmer (regular size)	115	90	20 1/2 x 13 3/4 x 25"	5	61.00
HFWL	Cozy Warehouse Foot Warmer (large size)	115	135	36 x 16 x 25"	9	88.00

H160731T Optional Hi-Lo Switch, Wt. 1/2 (lb.), Price Ea. \$16.50
HSTAND Optional Stand for HNCL Wt. 1 (lb.), Price Ea. \$14.50

CABLE PROTECTORS



THE BEST DEFENSE IN CABLE PROTECTION. Modular Cable/Hose Protectors

- Protect valuable electrical cables, cords and hose lines from damage and abuse while ensuring a method of safe passage for vehicles and pedestrian traffic.

Ideal for convention centers, amusement parks, construction sites, public utilities, municipalities, manufacturing plants and industrial applications. All weather polyurethane construction with heavy load capacity. Non-metallic protectors insulate cables/hose lines from human contact. Satisfies state and federal regulatory agencies. Multiple channels and sizes for various cable/hose line diameters. Hinged lid makes placing and removing cable/hose lines easy. Modular interlocking design is lightweight and easy to transport, set-up, disassemble and store. FOB Shipping Point.

LINEBACKER® HD

HEAVY DUTY 2, 3, 4, and 5 CHANNEL CABLE/HOSE PROTECTOR

- Load capacities up to 20,150 lbs. per tire -- call for specific load capacities for each model.

Product No.	Description	Size					Wt. (lbs.)	Price Ea.
		A-Length	B-Width	C-Height	D-Channel Width	E-Channel Height		
HCP5X125	5-channel protector	36"	20"	2.31"	1.25"	1.25"	25	\$277.19
HCPEC5X125	5-channel end caps (female)	7.5"	20"	2.31"	1.25"	1.25"	3.5	131.99
(Pair Only)	5-channel end caps (male)	5.25"	20"	2.31"	1.25"	1.25"	3.5	
HCP4X125	4-channel protector	36"	20"	2.31"	2"	1.25"	26	277.19
HCPEC4X125	4-channel end caps (female)	7.5"	20"	2.31"	2"	1.25"	3.5	130.83
(Pair Only)	4-channel end caps (male)	5.25"	20"	2.31"	2"	1.25"	3.5	
HCP3X225	3-channel protector	36"	20"	3.05"	2.25"	2.25"	28	331.57
HCPEC3X225	3-channel end caps (female)	8.25"	20"	3.05"	2.25"	2.25"	4	159.63
(Pair Only)	3-channel end caps (male)	6"	20"	3.05"	2.25"	2.25"	4	
HCP2X325	2-channel protector	36"	22"	4.13"	3.25"	3.25"	33	429.96

Protector Color: Y/O=Yellow Lid w/Orange Ramps. End cap color: Orange.

LINEBACKER® GP


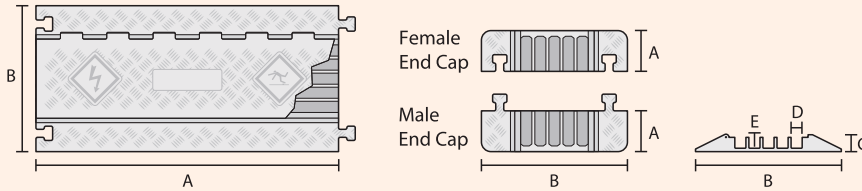
GENERAL PURPOSE 5 CHANNEL CABLE/HOSE PROTECTOR

- Load capacity 10,500 lbs. per tire.


Product No.	Description	Size					Wt. (lbs.)	Price Ea.
		A-Length	B-Width	C-Height	D-Channel Width	E-Channel Height		
HCP5X125-GP	5-channel protector	36"	17.25"	1.95"	1.3"	1.3"	22	\$199.44
HCPEC5X125-GP	5-channel end caps (female)	4.75"	17.25"	1.95"	1.3"	1.3"	2.7	121.31
(Pair Only)	5-channel end caps (male)	4.75"	17.25"	1.95"	1.3"	1.3"	2.7	

Protector Color: O/Y=Orange Lid w/Yellow Ramps. End cap color: Orange.


(line drawings represent heavy duty and general purpose models)




Linebacker HD 5 Channel
Features 5-1.25" x 1.25" channels
Load capacity: 20,150 lbs./tire, 40,300 lbs./axle.
Length: 36"



Linebacker HD 3 Channel
Features 3-2.25" x 2.25" channels
Load capacity: 14,210 lbs./tire, 28,420 lbs./axle.
Length: 36"



Linebacker HD 2 Channel
Features 2-3.25" x 3.25" channels
Load capacity: 10,880 lbs./tire, 21,760 lbs./axle.
Length: 36"



Linebacker GP 5 Channel
Features 5-1.25" x 1.25" channels
Load capacity: 10,500 lbs./tire, 21,000 lbs./axle.
Length: 36"

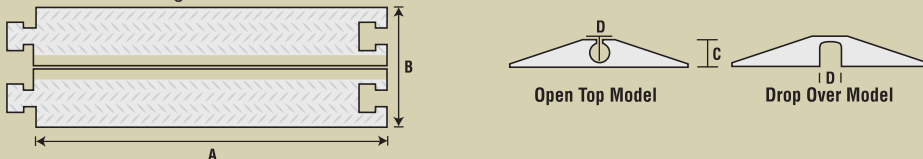
LINEBACKER® GP-1

GENERAL PURPOSE 1 CHANNEL CABLE/HOSE PROTECTOR

- Load capacity 11,700 lbs. per tire on 1.25" channel models.
- Load capacity 8,500 lbs. per tire on 2.25" channel models.

Product No.	Description	A-Length	B-Width	C-Height	D-Channel Width	Wt. (lbs.)	Price Ea.
HCP1X125-GP	1-channel protector open top	36"	11.5"	1.6"	1.25"	13	\$156.40
HCP1X125-GP-DO	1-channel protector drop over	36"	11.5"	1.6"	1.25"	13	156.40
HCP1X225-GP	1-channel protector open top	36"	14.25"	3"	2.25"	19	225.45
HCP1X225-GP-DO	1-channel protector drop over	36"	14.25"	3"	2.25"	19	225.45

Protector Color: O=Orange.



Linebacker GP 1 Channel
Features 1-1.25" x 1.25" channels
Load capacity: 11,700 lbs./tire, 23,400 lbs./axle.
Length: 36"

CABLE PROTECTORS



GUARD DOG® Low Profile Cable Protectors

- Only 1 1/4" high with 3/4" channel height and dog bone connectors.

Heavy duty GUARD DOG® Low Profile Cable Protectors are the most compact, top-loading cable protectors on the market. They provide a safe and easy crossing for vehicle and pedestrian traffic and are perfect for valuable electrical and delicate multi-media electronic cables. These low profile Protectors with Dog-Bone connectors are available with standard ramps or with low angle ADA Compliant ramps. Ideal for stage, studio, and broadcast applications. FOB Shipping Point.

HEAVY DUTY 1, 2, 3, and 5 CHANNEL CABLE PROTECTORS

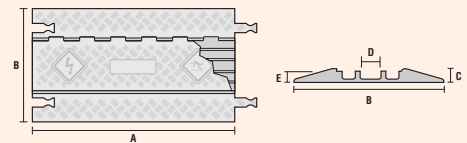


- Load capacities up to 34,000 lbs. per tire -- call for specific load capacities for each model.

GUARD DOG® LOW PROFILE CABLE PROTECTORS

Product No.	Description	A-Length	B-Width	C-Height	D-Channel Width	E-Channel Height	Wt. (lbs.)	Price Ea.
HGD1X75-ST	1-channel/Standard Ramps	36"	10.8"	1.25"	2.25"	.75"	8	\$108.77
HGD1X75	1-channel/ADA Ramps	36"	27.3"	1.25"	2.25"	.75"	22	182.97
HGD2X75-ST	2-channel/Standard Ramps	36"	11.9"	1.25"	1.5"	.75"	10	125.03
HGD2X75	2-channel/ADA Ramps	36"	28.4"	1.25"	1.5"	.75"	23	199.21
HGD3X75-ST	3-channel/Standard Ramps	36"	13.8"	1.25"	1.25"	.75"	13	154.65
HGD3X75	3-channel/ADA Ramps	36"	30.3"	1.25"	1.25"	.75"	24	230.71
HGD5X75-ST	5-channel/Standard Ramps	36"	16.9"	1.25"	1.28"	.75"	15	167.25
HGD5X75	5-channel/ADA Ramps	36"	33.3"	1.25"	1.28"	.75"	25	269.81

HCPRPKIT.75-20 Optional Anti-Slip Rubber Pad Kit for Low Profile Standard Ramp Models Only, Wt. 1 (lb.), Price Ea. \$11.23

Protector Color: O/B=Orange Lid w/Black Ramps.



FASTLANE® Small Drop Over Protectors

- For lightweight traffic.

FastLane® Drop Over Protectors are made from durable polyurethane and feature heavy duty "L" shape connectors for easily attaching additional protectors as required. Patented 5-bar tread plate surface provides maximum traction for pedestrian traffic. Low profile protectors are compact for easy set-up, take-down and storage. FOB Shipping Point.

FASTLANE® DROP OVER PROTECTOR


Product No.	Description	A-Length	B-Width	C-Height	D-Channel Width	E-Channel Height	Wt. (lbs.)	Price Ea.
HFL1X1.5	Drop over protector	36"	5.25"	.75"	1.5"	.5"	3	\$40.65
HFL1X4	Drop over protector	36"	10.75"	1.5"	4"	1"	8	75.07
HFL2X1.75	Drop over protector	36"	10.75"	1.5"	1.75"	1"	9	75.07

HCPRPKIT.75-18 Optional Rubber Pad Kit for HFL1X1.5 Protectors, Wt. 1 (lb.), Price Ea. \$10.20

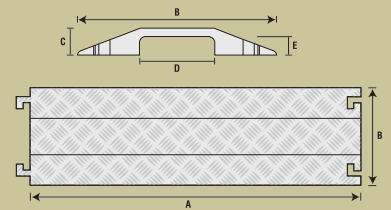
HCPRPKIT1-8 Optional Rubber Pad Kit for HFL1X4 and HFL2X1.75 Protectors, Wt. 1 (lb.), Price Ea. \$5.52

HCPCARPETKIT-3 Optional Carpet Kit with Velcro® brand fasteners for all FASTLANE® models. Wt. 1 (lb.), Price Ea. \$10.85

Protector Color: O=Orange. B=Black. Please specify color.



Available in 3 sizes



POWERBACK® Rubber Duct Protectors

- For lightweight traffic.

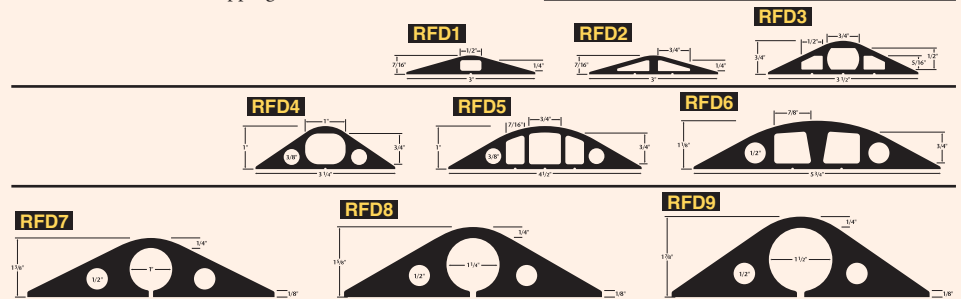

POWERBACK® Rubber Duct Systems protect and cover valuable cords and cables located in walkways or work areas. These non-metallic, flexible rubber protectors organize portable cords and cables while reducing trip hazards. Available in 5' or 10' lengths and can be slit on the bottom for easy cord insertion. Shipped without the slit on the bottom except models HRFD7, HRFD8 and HRFD9. Connector Kit available for select models. FOB Shipping Point.

POWERBACK® RUBBER DUCT PROTECTORS

Product No.	Length	Connector Kit Product No.	Wt. (lbs.)	Price Ea.
HRFD1-10	10'	None	5	\$30.16
HRFD2-10	10'	None	4	25.79
HRFD3-10	10'	None	7	39.69
HRFD4-10	10'	HRFDCN-3/8	10	44.85
HRFD5-5	5'	HRFDCN-3/8	7	35.13
HRFD5-10	10'	HRFDCN-3/8	13	66.28
HRFD6-5	5'	HRFDCN-1/2	10	57.56
HRFD6-10	10'	HRFDCN-1/2	19	111.12
HRFD7-5	5'	HRFDCN-1/2	12	72.04
HRFD8-5	5'	HRFDCN-1/2	15	88.71
HRFD9-5	5'	HRFDCN-1/2	16	92.08

HRFDCN-3/8 Optional Connector Kit, Wt. 1 (lb.) Price Ea. \$8.20

HRFDCN-1/2 Optional Connector Kit, Wt. 1 (lb.) Price Ea. \$8.72



FLOOR LOCKS & EQUIPMENT



Side mounted floor lock HFL-LK-SMR

Floor Locks

- Used on platform trucks, fixture dollies or caster equipment.
- Simple foot pressure immobilizes equipment.

Locks when large friction face is pressed against the floor. To release simply lift with toe. Brake is independent of casters and can be installed to any convenient location of truck. FOB Shipping Point.

Side Mounted Floor Lock...automatically locks when operator pushes pedal. Spring loaded pad accommodates uneven floors. Unit mounts with pad 1/2" off the floor.


FLOOR LOCKS						
Product No.	Mounting Height	Retracted	Use w/ Casters Size	Wt. (lbs)	Price Ea.	Price Ea. 5+
HFL-LK-5E	6 1/2"	5 3/4"	5"	4	\$33.90	\$30.60
HFL-LK-7X	7 1/4"	6 1/2"	6"	11	57.00	50.00
HFL-LK-7G	7 3/4"	6 3/4"	6"	11	57.00	50.00
HFL-LK-10	9 1/4"	8 3/4"	8"	16	88.00	80.00
HFL-LK-S	7 3/4"	4 3/4"	6"	6	55.00	50.00
HFL-LK-SMR*	18 1/2"	15 3/4"	(2" of travel)	7	51.00	46.00
FLOOR LOCKS STAINLESS STEEL CONSTRUCTION						
HFL-LK-SMR-SS*	10-15 1/2"	16"	(2" of travel)	6	274.00	246.00

*Add -L for left side mount and -R for right side mount.

Multi-Purpose Ramp

- Makes it simple to move loads onto a curb or over hoses and cables.

High impact plastic ramp is perfect for a variety of work environments – postal carriers, schools, hospitals, warehouse and delivery trucks. Textured non-skid surfaces allow for sure footing on the incline and decline. Lightweight and completely portable unit handles hand trucks and other wheeled equipment with ease. Holes located on each side to attach multiple units. Can be mounted permanently. UV resistant plastic. 5,000 lb. capacity. FOB Shipping Point.



MULTI-PURPOSE RAMPS			
Product No.	Size W x L x H	Wt. (lbs.)	Price Ea.
HMPR-2310-G	23 1/2" x 10 1/2" x 3 1/4"	6	\$49.00
HMPR-2313-G	23 1/4" x 13 1/4" x 5 1/2"	8	58.00

Single Fold Suitcase Ramps

- Meet ADA requirements with these handy lightweight compact ramps.

Measures 14 3/8" W. x 72" L. x 3 1/2" H. when folded. Features 1 1/2" curb and 2 1/2" lip. Ramp is serrated and has debris slots. Capacity 500 lbs. Unfolded size 28 3/8" W. x 72" L. x 2 3/8" H. FOB Shipping Point.

HRAMP-SF Wt. 37 (lbs.) Price Ea. \$249.00



Series FL-ADJ

Suction cup bottom pad helps secure unit

Adjustable Height Floor Lock

- Adjustable height foot pad that works on carts with caster heights between 4" and 10".
- Provides uniform locking and safety unlocking force for better economic operation.

Uniform locking keeps the unit working properly as spring and pads wear over time. Features a bright zinc plated finish with heavy-duty cast steel construction. Bottom pad includes suction cups for extra grip. Height is adjustable by turning the bottom pad. FOB Shipping Point.

ADJUSTABLE HEIGHT FLOOR LOCK						
Product No.	Extended Height	Retracted Height	Use w/ Casters Size	Wt. (lbs)	Price Ea.	Price Ea. 5+
HFL-ADJ-46	5 3/4" to 8"	4 3/4" to 7"	4-6"	7	\$47.60	\$43.30
HFL-ADJ-810	7" to 10 3/4"	6 1/4" to 9 1/2"	8-10"	8	49.90	46.80

Low Profile Floor Lock

The lowest profile floor lock available on the market today. Features adjustable height pad for precision and wearability. Simply bolt to bottom of cart. Foot operated. FOB Shipping Point.

HFL-LK-LP Wt. 6 (lbs.) Price Ea. \$57.00



Pallet Buster

- Easily break down pallets and increase warehouse space!

Perfect for removing unsightly pallets, increasing warehouse space or recycling valuable pallets. Simply place the tines on either side of a pallet runner and push the handle downward. This proactive action can lower disposal costs. Pipe handle measures 4 1/2" L. Cast steel pry head is 4" x 5 3/4". 3" distance between tines. FOB Shipping Point.

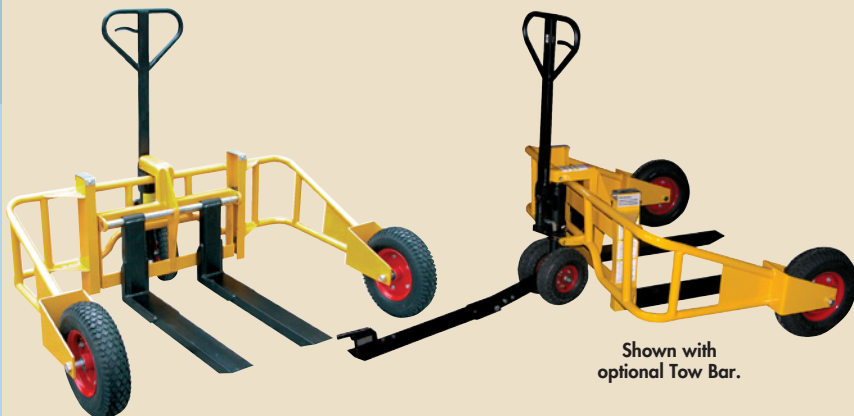
HSKB-7 Wt. 9 (lbs.) Price Ea. \$59.00



All Terrain Pallet Truck

- Large wheels allow for movement over most surfaces.

Use at construction sites, gravel pits or nurseries – where uneven or rough surfaces exist. Lightweight, yet strong tubular frame design handles evenly distributed loads up to 2,000 lbs. (2,000 lbs. at 12" horizontal load center, 1500 lbs. at 15" horizontal load center). Features large 16" front pneumatic tires and 10" pneumatic steering wheels. Pneumatic tires have sealed bearings for outside durability. Individual forks are 4"W. x 2"H. Easy to operate with 3 position handle, UP, DOWN and NEUTRAL. Inside straddle is 50" – outside straddle is 64". Optional Tow Bar allows truck to be towed by an ATV or small utility tractor. FOB Shipping Point.



Shown with optional Tow Bar.

ALL TERRAIN PALLET TRUCK						
Product No.	Adj. Fork Width	Fork Length	Service Range	Overall Size W x L x H	Wt. (lbs.)	Price Ea.
HALL-T-2	9 1/2" - 26"	32"	3 - 9"	65 1/4" x 48 1/4" x 51 3/8"	328	\$846.00

HALL-TTB Optional Tow Bar Package. Wt. 23 (lbs.) Price Ea. \$190.00

AIR CURTAINS



Save Energy • Improve Comfort • Increase Safety

- Berner Air Curtains are a sustainable solution that lowers energy costs by eliminating untempered outside air from entering through open doors. A sanitary solution that deters flying insects from entering through open doors. A safer solution than plastic vinyl strip curtains by using an invisible air barrier to protect the opening.
- Made in the USA.
- All Berner Air Curtains are shipped factory assembled for quicker installation and are factory wired and tested for quality prior to shipment.
- UL listed for interior or exterior mounting.
- Freight included to the first destination continental U.S.A.



E-ZONE SERIES OVER DOOR UNIT



VS-SERIES OVER DOCK DOOR UNIT



HEZN-Series

LOW PROFILE AIR CURTAINS FOR FRONT AND REAR ENTRANCES TO COMMERCIAL BUILDINGS - 8' MAXIMUM MOUNTING HEIGHT												
AVAILABLE VOLTAGES: 120/208/240/1												
120V Product No.	208V Product No.	240V Product No.	Max Door Size W x H	Motor HP	No. of Motors	Total Motor Amps			Max.CFM @ Nozzle	Unit Size W x D x H	Wt. (lbs.)	Price Ea.
						120V	208V	240V				
HEZN1036AA	HEZN1036AB	HEZN1036AJ	3 x 8'	1/2	1	3.4	1.7	1.7	1465	36.01 x 8.68 x 8.5"	35	\$637.00
HEZN1048AA	HEZN1048AB	HEZN1048AJ	4 x 8'	1/2	1	3.4	1.7	1.7	1805	48.01 x 8.68 x 8.5"	42	684.00
HEZN1072AA	HEZN1072AB	HEZN1072AJ	6 x 8'	1/2	1	3.4	1.7	1.7	3026	72.75 x 8.68 x 8.5"	56	836.00



HVS-Series

INDUSTRIAL AIR CURTAINS FOR ALL TYPES OF RECEIVING DOORS - 10' TO 12' MAXIMUM MOUNTING HEIGHTS												
AVAILABLE VOLTAGES: 120/208/240/1												
PRICE INCLUDES FACTORY MOUNTED/WIRED CONTROL PANEL WHEN REQUIRED												
120V Product No.	208V Product No.	240V Product No.	Max Door Size W x H	Motor HP	No. of Motors	Total Motor Amps			Max.CFM @ Nozzle	**Unit Size W x D x H	Wt. (lbs.)	Price Ea.
						120V	208V	240V				
HVSA2060AA	HVSA2060AB	HVSA2060AJ	5 x 12'	1/2	2	13.0	7.0	7.0	6560	69 x 18 x 15"	148	\$1,229.00
HVSA2072AA	HVSA2072AB	HVSA2072AJ	6 x 12'	1/2	2	13.0	7.0	7.0	7865	75 x 18 x 15"	157	1,266.00
HVSA2084AA	HVSA2084AB	HVSA2084AJ	7 x 12'	1/2	2	13.0	7.0	7.0	10085	87 x 18 x 15"	168	1,424.00
HVSA2096AA	HVSA2096AB	HVSA2096AJ	8 x 10'	1/2	2	13.0	7.0	7.0	9631	102 x 18 x 15"	178	1,546.00
HVSA3096AA	HVSA3096AB	HVSA3096AJ	8 x 12'	1/2	3	19.5	10.5	10.5	10866	102 x 18 x 15"	218	2,340.00
HVSA3108AA	HVSA3108AB	HVSA3108AJ	9 x 12'	1/2	3	19.5	10.5	10.5	11798	111 x 18 x 15"	261	2,451.00
HVSA3120AA	HVSA3120AB	HVSA3120AJ	10 x 12'	1/2	3	19.5	10.5	10.5	13109	120 x 18 x 15"	268	2,494.00
HVSA3144AA	HVSA3144AB	HVSA3144AJ	12 x 10'	1/2	3	19.5	10.5	10.5	14447	147 x 18 x 15"	303	2,711.00
HVSA4144AA	HVSA4144AB	HVSA4144AJ	12 x 12'	1/2	4	26.0	14.0	14.0	15730	147 x 18 x 15"	343	3,342.00

All HVSA available in single lengths up to 16' ... call for pricing.

**Unit size does not include depth of motor control panel / motor control panel mounted left hand end standard / call for 208/240/480/3 pricing.



H9503SD020-P

HEAVY DUTY INDUSTRIAL AIR CURTAINS FOR ALL TYPES OF RECEIVING DOORS - 12' TO 14' MAXIMUM MOUNTING HEIGHTS												
AVAILABLE VOLTAGES: 208/240/480/3												
PRICE INCLUDES FACTORY MOUNTED/WIRED CONTROL PANEL												
208V Product No.	240V Product No.	480V Product No.	Max Door Size W x H	Motor HP	No. of Motors	Total Motor Amps			Max.CFM @ Nozzle	**Unit Size W x D x H	Wt. (lbs.)	Price Ea.
						208V	240V	480V				
HVSB2096AX	HVSB2096AY	HVSB2096AZ	8 x 12'	1	2	13.0	13.0	6.4	14063	102 x 18 x 15"	208	\$2,743.00
HVSB3096AX	HVSB3096AY	HVSB3096AZ	8 x 14'	1	3	19.5	19.5	9.6	15441	102 x 18 x 15"	263	3,221.00
HVSB3108AX	HVSB3108AY	HVSB3108AZ	9 x 14'	1	3	19.5	19.5	9.6	17281	111 x 18 x 15"	306	3,355.00
HVSB3120AX	HVSB3120AY	HVSB3120AZ	10 x 14'	1	3	19.5	19.5	9.6	16632	120 x 18 x 15"	313	3,407.00
HVSB3144AX	HVSB3144AY	HVSB3144AZ	12 x 12'	1	3	19.5	19.5	9.6	21095	147 x 18 x 15"	348	3,785.00
HVSB4144AX	HVSB4144AY	HVSB4144AZ	12 x 14'	1	4	26.0	26.0	12.8	23042	147 x 18 x 15"	403	4,566.00

All HVSB available in single lengths up to 16' ... call for pricing.

**Unit size does not include depth of motor control panel / motor control panel mounted left hand end standard / call for 120/208/240/1 pricing.

RECOMMENDED ACCESSORIES

Product No.	Description	Wt. (lbs.)	Price Ea.
H9503SD020-P	Automatic Plunger Switch, NEMA 1 (All Units)	2	\$48.00
H9503SD020-R	Automatic Roller / Plunger Combo Switch, NEMA 1 (All Units)	2	79.00
H9508IEC040ND	40 amp Electrical Rotary Disconnect, Built-in Motor Control Panel (All Units w/ Motor Control Panels Only)	-	206.00
H95083032C	30 amp Electrical Toggle Disconnect, Remote Wall Mount (All Units w/ Out Motor Control Panels)	2	72.00
H66VS-000WMB-020-P	Pair of Wall Mount Brackets, 0-20" Projection Clearance from Wall (HVSA and HVSB Only)	25	172.00

Please call for door sizes not listed, heated models and custom applications.


INDUSTRIAL FANS

Industrial Floor Fan

- Fan head tilts 360° for pinpoint air delivery.
- Rugged and longwearing all metal construction.

Motor is dependable 3-speed, 1 phase, 115V ball bearing totally enclosed permanently lubricated. Rotary switch. Aluminum blade has a steel hub. Safety guards are double locking chrome plated. Cord is SJT type 3 conductor, 10'L. Rolls on 5" hard rubber wheels. Meets OSHA standards. ETL C/US listed. FOB Shipping Point.


Product No.	Fan Dia.	Fan Type	CFM			AMPS High	Wt. (lbs.)	Price Ea.
			High	Medium	Low			
HF-12-TE	12"	Floor Fan	2750	2200	1600	1.1	13	\$96.04
HF-18-TE	18"	Floor Fan	5750	4700	3200	2.2	20	120.22
HF-18H-TE	18"	High Stand	5750	4700	3200	2.2	27	175.30



Utility Fan

- Fan head rotates 360° in both the horizontal and vertical direction to deliver air flow to any spot in the room.
- Rugged and longwearing all metal construction.

Motor is dependable 3-speed, 1 phase, 115V ball bearing totally enclosed permanently lubricated. Pull chain switch. Aluminum blade. Safety guards double locking chrome plated. Cord is SJT type 3 conductor, 10'L. Mounts with one bolt or lag screw to walls, ceilings, work benches, machines or any surface. Meets OSHA standards. ETL C/US listed. FOB Shipping Point.



Product No.	Fan Dia.	High	CFM		AMPS High	Wt. (lbs.)	Price Ea.
			Medium	Low			
HU-12-TE	12"	2750	2200	1600	1.1	13	\$100.07
HU-18-TE	18"	5750	4700	3200	2.2	20	123.58


Oscillating Air Circulator

- Oscillates in a 90° arc or can be locked in a fixed position.
- Delivers volumes of moving air.

Motor is dependable 3-speed, ¼HP, 1 phase, 115V ball bearing totally enclosed permanently lubricated permanent split capacitor. Pull chain switch. Durable blade features steel hub and spider with aluminum paddles. Fan head tilts 15° up and down for convenient adjustability. Column height adjusts 4½' to 7'. Pedestal base is 26" dia. Meets OSHA standards. ETL C/US listed. FOB Shipping Point.



Product No.	Fan Dia.	Fan Type	CFM		AMPS High	Wt. (lbs.)	Price Ea.
			High	Low			
HACU-24-PO	24"	Pedestal	6800	5000	2.5	79	\$445.97
HACU-24-WO	24"	Wall Mount	6800	5000	2.5	49	373.43
HACU-30-PO	30"	Pedestal	7900	6000	2.7	82	454.70
HACU-30-WO	30"	Wall Mount	7900	6000	2.7	52	381.49



Shutter Mounted Fan

- Eliminates need for external framing and shutter.
- Ideally suited for thin wall buildings. Installs on inside wall.

Motor is 115V, 1 phase totally enclosed permanently lubricated, UL listed. 12" size is ½ H.P., 3 speed sleeve bearing shaded pole. 18" size is ¾ H.P., 3 speed sleeve bearing permanent split capacitor. 24" & 30" size is 1 H.P., 2 speed ball bearing permanent split capacitor. Pull chain switch. Aluminum blade. Steel spiral wire guard. Junction box provided for direct wiring. Meets OSHA standards. ETL C/US listed. FOB Shipping Point.

Product No.	Fan Dia.	Wt. (lbs.)	Price Ea.
HCE-12-DS	12"	16	\$229.70
HCE-18-DS	18"	25	331.79
HCE-24-DS	24"	47	437.24
HCE-30-DS	30"	54	547.39



Pedestal Fan



Wall Mount Fan

Product No.	Fan Dia.	Fan Type	CFM		AMPS High	Wt. (lbs.)	Price Ea.
			High	Low			
HACU-24-P	24"	Pedestal	6800	5000	2.5	75	\$293.51
HACU-24-W	24"	Wall Mount	6800	5000	2.5	45	245.15
HACU-30-P	30"	Pedestal	7900	6000	2.7	78	302.24
HACU-30-W	30"	Wall Mount	7900	6000	2.7	48	253.21

Industrial Air Circulator

- Keeps air moving to reduce fumes and mildew.
- Built for longlasting performance.


Motor is dependable 3-speed, ¼HP, 1 phase, 115V ball bearing totally enclosed permanently lubricated permanent split capacitor. Pull chain switch. Durable blade features steel hub and spider with aluminum paddles. Fan head tilts 15° up and down for convenient adjustability. Column height adjusts 4½' to 7'. Pedestal base is 26" dia. Meets OSHA standards. ETL C/US listed. FOB Shipping Point.

COOLING FANS & DOCK LIGHTS


Belt Drive Portable Blower

- Available in standard or swivel models.
- Safety guards are spiral wire front and rear.

Swivel model rotates 360° in 12.5° increments and locks in place with a steel locking pin. Corrosion and dent proof high density polyethylene housing, with textured-black finish. Motor is dependable 1-speed, 1 phase, 115V ball bearing open drip proof permanently lubricated permanent split capacitor. Rocker switch. Steel blade. Cord is SJT type 3 conductor, 15'L. Rolls easily on 10" hard rubber wheels. Meets OSHA standards. ETL C/US listed. FOB Shipping Point.



Standard



Swivel

Product No.	Fan Dia.	Fan Type	CFM High	RPM	AMPS High	Wt. (lbs.)	Price Ea.
HPB-36-B	36"	Standard Blower	14500	500	8	120	\$736.79
HPB-42-B	42"	Standard Blower	18200	430	11	135	841.57
HPB-48-B	48"	Standard Blower	22700	390	15	155	944.33
HPBS-36-B	36"	Swivel Blower	14500	500	8	145	867.76
HPBS-42-B	42"	Swivel Blower	18200	430	11	160	998.06
HPBS-48-B	48"	Swivel Blower	22700	390	15	180	1,124.33

Modular Loading Dock Lights and Arms

- Sheds plenty of light inside trailers and dock areas.
- Modular design -- order basic light and your choice of arms.

Dependable Modular Dock Lights keeps work areas safe and highly visible. Lights and dock arms sold separately. Order basic light in choice of Incandescent or Quartz Halogen. Then select standard arms or heavy duty arms. Optional fan available. Mounting arms are 1½" square, 14 ga. tubing, 3" x 5" x ¾" steel mounting plate attaches with 4¾" bolts. Includes 5'L. 3 conductor cord. Complete with on/off switch. Yellow powder coat finish. FOB Shipping Point.



Std. Arm Incandescent



Std. Arm Quartz



Heavy Duty Arm

Lights

Incandescent Light Head... features 18 ga., aluminum light head with porcelain socket and spring shock mounting cushions. Accepts 150 or 300 watt, R-40 and PAR 38 medium screw "spot" lamps (not included).

Quartz Halogen Light Head... 500W weatherproof die cast aluminum light head with impact resistant lens and chrome plated steel guard. FOB Shipping Point.

Arms

Standard Arms... 40" and 60" arms with the outer arm adjustable 300° in the horizontal plane and 210° in the vertical plane. Includes one electrical outlet to accommodate either light head.

Heavy Duty Arms... dual strut 40" and 60"L. arms and single strut 24"L. includes 2 electrical outlets to accommodate either light head and optional fan. FOB Shipping Point.

DOCK LIGHTS			
Product No.	Description	Wt. (lbs.)	Price Ea.
HDKL-INC	Incandescent Dock Light	5	\$51.72
HDKL-QH	Quartz Halogen Dock Light	6	77.24
DOCK ARMS			
HDKL24-ARM	24"L Standard Dock Arm	6	63.81
HDKL40VA-ARM	40"L Standard Dock Arm	9	81.27
HDKL60VA-ARM	60"L Standard Dock Arm	12	102.76
H24-LDA	24"L Heavy Duty Dock Arm	6	63.81
HD40-LDA	40"L Heavy Duty Dock Arm	18	110.15
HD60-LDA	60"L Heavy Duty Dock Arm	24	127.61

Optional Modular Fan

Measure 18"H. velocity circulator with 3 speed, ½ HP, 115V, 1 phase permanently lubricated totally enclosed, PSC motor. Chrome plated metal guards. ETL C/US listed. FOB Shipping Point.

OPTIONAL FAN						
Product No.	CFM High	Med	Low	Amps High	Wt. (lbs.)	Price Ea.
HLDF-18-TE	5750	4700	3200	2.2	20	\$126.27



Floor Mini-Blower

- Totally enclosed motor permits use in dirty or dusty environments.
- Guards are spiral wire - front and rear.

Motor is rugged 2 speed, ¼ H.P., 1 phase, 115 volt, ball bearing, permanently lubricated, totally enclosed, permanent split capacitor. Rotary switch. Aluminum blade. Corrosion and dent proof high density polyethylene housing, with gray finish. Meets OSHA standards. ETL C/US listed. FOB Shipping Point.



Product No.	Fan Dia.	CFM High	Low	AMPS	Wt. (lbs.)	Price Ea.
HMB-24-DF	24"	6800	5000	2.2	52	\$427.16
HMB-30-DF	30"	7900	6000	2.5	58	472.16

Direct Drive Portable Blower

- Easily move this floor fan where it's needed.
- Corrosion and dent proof high density polyethylene housing, with textured-black finish.

Motor is dependable 1-speed, 1 phase, 115V ball bearing open drip proof permanently lubricated permanent split capacitor. Rocker switch. Aluminum blade. Safety guards are spiral wire front and rear. Cord is SJT type 3 conductor, 15'L. Rolls easily on 8" hard rubber wheels. Meets OSHA standards. ETL C/US listed. FOB Shipping Point.



Product No.	Fan Dia.	CFM Motor	High	Low	AMPS High	Wt. (lbs.)	Price Ea.
HPB-36-D	36"	½	12500	9000	5.6	82	\$495.00
HPB-42-D	42"	½	16200	—	7.9	102	696.49

HEATING & COOLING EQUIPMENT

Fan Forced Portable Unit Heater

- Delivers heat where you want it.
- Swivel base can be used as wall, floor or ceiling mount.

Features finned steel tubular heating element. Operates on 240V or 208V. Internal manual reset thermal cut-out. 6'L. cord with molded plug. Included temperature control thermostat with 35°F to 85°F range. UL C/US listed. FOB Shipping Point.



Product No.	FAN FORCED					Heat Rise	Wt. (lbs.)	Price Ea.
	Watts	BTU'S	Volts	Phase	Amps			
HHF685TC	4800	16384	240/208	1	20	58°F	20	\$273.36
HHF686TC	5600	19107	240/209	1	23.4	67°F	20	306.94

Radiant & FAN FORCED HEATER



- Affordable and long-service heater.
- Features safety tip over cut-off switch.

Includes control thermostat. 3 heat settings -- 600 watts radiant, 900 watts fan forced, 1500 watts radiant and fan forced. Temperature control thermostat. Manual reset type limit control. 6"L. 3 conductor cord. 120 volts, 5120 BTU's. ETL C/US listed. FOB Shipping Point.

H198 TMC Wt. 9 (lbs.) Price Ea. \$102.76


Quartz Infrared Spot Heater



- Heats solid objects, not the air.
- Place over workstations or cold spots for instant spot heating.

Features gold anodized aluminum reflector and end caps. 60° symmetrical heat pattern. 6'L., 3-wire (14/3) cordset with molded plug. Includes 2' mounting chain and 4 S-hooks included. ETL listed. FOB Shipping Point.

Product No.	QUARTZ					Wt. (lbs.)	Price Ea.
	Watts	Volts	Phase	BTU's			
HOCH-46-120VCE	1500	120	1	5120	9	\$235.75	
HOCH-57-240VCE	3000	240	1	10240	11	276.72	



FEATURES rugged all metal construction.

56" Industrial Ceiling Fan

- For cooling during summer, heat distribution during the winter.
- Saves significant heat/cooling costs.

Features rugged all metal construction. 19,000CFM/320 RPM/draws 1.0 amps. 18 pole, 115V, 1 phase capacitor type, impedance protected motor with sealed ball bearings. Mounts to 3/8" dia. steel J-hook. Durable aluminum paddles. 18" down rod standard, 24" or 36" down rods available. 18" lead wires. White epoxy finish. UL listed. Safety cable included. FOB Shipping Point.

HCHR-56 Wt. 19 (lbs.) Price Ea. \$118.21

Solid State Controls

HHR-SS-2 1-2 Fans. Price Ea. \$30.90

HHR-SS-5 3-5 Fans. Price Ea. \$73.88


Portable Evaporative Coolers

- 36" and 48" non hazardous location models feature 3/4" garden hose connections for longer operating times.
- 15°F-25°F of evaporative cooling, plus 6°F-8°F of wind chill cooling.

36" Single or Three Speed (HEVAP36-1 or HEVAP36-3) provides cooling up to 2500 sq. ft. and has a 32 gallon reservoir capacity. 36" unit is thin enough to fit through a standard door. 48" Two Speed (HEVAP48-2) provides cooling up to 4000 sq. ft. and has a 40 gallon reservoir. HEVAP48-2 has heavy duty polyolefin casters. Units have a new 3 blade fan blade for quieter operation. 120v operation. 16" Unit (HEVAP16-3) provides cooling up to 900 sq. ft. and has a 42 gallon internal water reservoir that allows the unit to operate approximately 8 hours without being connected to an external water source. Has easy rolling poly on poly casters. Water level sight tube located on front of unit to indicate water level in tank. All units feature durable polyethylene leakproof housing, and one piece construction. Lowers temperatures 15-25°F depending on climate conditions. Manufactured in USA. Shipped completely assembled, ready to use. ETL C/US listed. FOB Shipping Point.



HEVAP36-1 Front



HEVAP36-1 Back



HEVAP16-3 Front



HEVAP16-3 Back

Air Temp	Relative Humidity		
	10%	30%	50%
80°	-22°	-16°	-10°
90°	-25°	-18°	-12°
100°	-29°	-21°	-14°
110°	-32°	-23°	-15°

36" & 48" PORTABLE EVAPORATIVE COOLERS

Product No.	Motor HP	Unit Amps	CFM High	CFM Med	CFM Low	Effective Sq. Ft.	Internal Water Tank (gal.)	Size L x W x H	Wt. (lbs.)	Price Ea.
HEVAP36-1	1/2	12.4	-	9600	-	2500	32	32 x 62 x 67"	235	\$2,850.45
HEVAP36-3	1/2	11.5	9600	6600	4800	2500	32	32 x 62 x 67"	245	3,117.76
HEVAP48-2	1	13.7	22000	-	11000	4000	40	36 x 74 x 86"	405	4,418.06

16" PORTABLE WORKSTATION EVAPORATIVE COOLERS

HEVAP16-3	1/2	4.6	2500	3500	3900	900	42	23 x 37 1/2 x 59"	145	\$1,749.63
-----------	-----	-----	------	------	------	-----	----	-------------------	-----	------------

CURTAIN DOORS



CLIMATE CURTAINS

- Dramatically reduce temperature loss & flexibly separate space.


Climate Curtains are double paneled vinyl curtain walls lined with Thinsulate Ultra Insulation from 3M to provide flexible, climate control isolation. Applications include freezer/cooler areas, loading docks, food processing lines, and warehouse separation. Features include overlapping collapsible panels, and an insulation factor of R-5 to R-20 (based on configuration). FOB Shipping Point.



CLIMATE CURTAINS									
Curtain Height	5' WIDE			9'6" WIDE			14' WIDE		
	Product No.	Wt. (lbs.)	Price Ea.	Product No.	Wt. (lbs.)	Price Ea.	Product No.	Wt. (lbs.)	Price Ea.
8'	H31641	13	\$232.21	H31645	26	\$464.42	H31649	39	\$696.53
9'	H31642	15	260.89	H31646	29	521.78	H31650	44	782.67
10'	H31643	16	289.57	H31647	32	579.14	H31651	48	868.71
12'	H31644	20	346.93	H31648	39	693.86	H31652	58	1,040.79

Insulated Thermal Valence covers the area between the track and the curtain, reducing temperature loss. The Valence is 10" high. It weighs .25 lb. per linear foot. Price Ea. \$4.70/ Linear Ft.
 Insulated Floor Sweep helps reduce temperature loss along the bottom of the curtain by covering the gap between the floor and the curtain. The Sweep is 4½" high. It weighs .125 lbs. per linear foot. Price Ea. \$3.70/ Linear Ft.

Custom Sizes & Hardware Available – Call for Pricing!



Goff's CLEAN CURTAINS

Sanitation & Cleaning Partitioning Solutions.

Clean Curtains are constructed with non-porous USDA grade clear PVC material and a stainless steel track and trolley system. Clean Curtains improve plant sanitation, prevent cross contamination between process lines, reduce process line down time during wash down cycles and leave bacteria no place to grow. FOB Shipping Point.




Call for pricing.



Goff's SOUND CURTAINS

Flexible Industrial Noise Control!

Custom noise control curtains and screens dramatically reduce harmful industrial strength noises. Reduction up to 45dB with a typical STC of 26 within coverage area. Featuring the unique ability to fan fold and collapse out of the way when not needed. Constructed with a viscoelastic acoustic damper and 18 oz. vinyl. Panels can be hung from sliding style hardware or attached to a portable, heavy duty extruded aluminum frame. FOB Shipping Point.

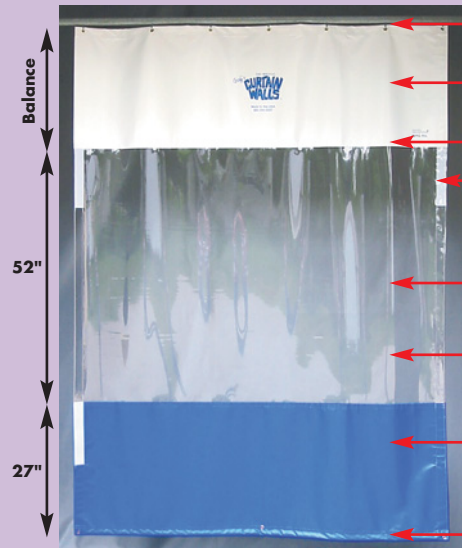


VERTICAL COMPRESSOR SOUND CONTROL SCREEN			
Product No.	Size w/Hw & Hinge Kits	Wt. (lbs)	Price Ea.
H31808	1 Sided 60"W x 96"H	50	\$701.98
H31809	2 Sided 60"W x 60" x 96"H	102	1428.90
H31810	3 Sided 60"W x 60" x 96"H	154	2,155.83
H31811	4 Sided 60"W x 60" x 96"H	208	2,907.70

Horizontal Compressor Screens, Custom Curtains & Other Screen Sizes Available. Call for Pricing

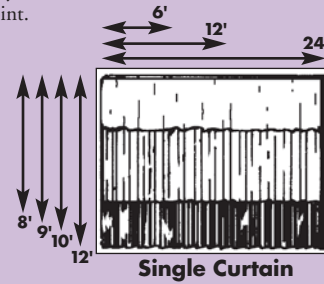
CURTAIN WALL PARTITIONS

Original stock curtains are available in heights of 8', 9', 10' and 12' high and widths of 6', 12' and 24'. Available only in blue bottoms, clear centers and white tops. Stock "Curtain Station" packages are also available and are designed to enclose one full 12' wide x 24' deep work stall. The Goff Curtain Wall System can be mounted directly to a ceiling, wall or suspended. For smooth, easy movement, all curtain systems come complete with a heavy duty track (16 gauge) and rollerhook system along with either suspend, wall or flush mount brackets. FOB Shipping Point.




- #2 Brass Tooth Grommets on 1' Centers
- 14 oz. Reinforced Vinyl White Top Section
- All Seams Double Lock Stitched
- Hook & Loop Fasteners Allow Adjacent Panels to be Easily Attached to One Another
- 20 mil. Double Polished Clear Window Section
- All Sections Joined Together Using Mildew/Rot Resistant Thread
- 14 oz. Reinforced Blue Vinyl Bottom Section
- Chain Weighted Lower Hem

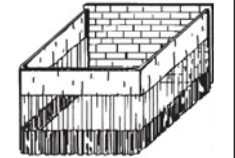
Meets NFPA-701 Fire Retardancy Standard



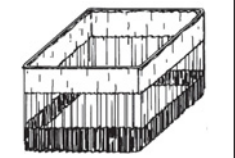
WELDING CURTAIN



2-Sided Station
One 12' & one 24' curtain



3-Sided Station
One 12' & two 24' curtains



4-Sided Station
Two 12' & two 24' curtains

STOCK CURTAINS SHIP WITHIN 24 HOURS

CUSTOM SIZES & COLORS AVAILABLE

WELDING CURTAIN WALL PARTITIONS

Same as stock curtain with hardware packages except black bottom, 14mil yellow weldview center and a white top. Blocks harmful UV Light.

CURTAIN WALL PARTITIONS

Width	8' HIGH			9' HIGH			10' HIGH			12' HIGH		
	Product No.	Wt. (lbs.)	Price Ea.	Product No.	Wt. (lbs.)	Price Ea.	Product No.	Wt. (lbs.)	Price Ea.	Product No.	Wt. (lbs.)	Price Ea.
6' Curtain	H11135	15	\$171.00	H11136	18	\$182.00	H11134	19	\$193.00	H11133	19	\$212.00
12' Curtain	H11083	32	342.00	H11084	34	363.00	H11089	35	385.00	H11082	37	423.00
24' Curtain	H11088	65	684.00	H11085	67	725.00	H11086	69	769.00	H11087	73	845.00
Stations												
2-Sided Curtain	H11137	102	\$1,017.00	H11146	114	\$1,072.00	H11140	105	\$1,133.00	H11143	108	\$1,235.00
3-Sided Curtain	H11138	172	1,727.00	H11147	191	1,819.00	H11141	178	1,918.00	H11144	181	2,089.00
4-Sided Curtain	H11139	210	2,222.00	H11148	236	2,333.00	H11142	218	2,452.00	H11145	224	2,657.00
WELDING CURTAIN WALL PARTITIONS												
6' Curtain	HW11135	15	\$171.00	HW11136	18	\$182.00	HW11134	19	\$193.00	HW11133	19	\$212.00
12' Curtain	HW11083	32	342.00	HW11084	34	363.00	HW11089	35	385.00	HW11082	37	423.00
24' Curtain	HW11088	65	684.00	HW11085	67	725.00	HW11086	69	769.00	HW11087	73	845.00
Stations												
2-Sided Curtain	HW11137	102	\$1,017.00	HW11146	114	\$1,072.00	HW11140	105	\$1,133.00	HW11143	108	\$1,235.00
3-Sided Curtain	HW11138	172	1,727.00	HW11147	191	1,819.00	HW11141	178	1,918.00	HW11144	181	2,089.00
4-Sided Curtain	HW11139	210	2,222.00	HW11148	236	2,333.00	HW11142	218	2,452.00	HW11145	224	2,657.00



Roll-Ups Curtains

• Manual or motorized.

Constructed of reinforced vinyl in your choice of 12 different colors, including 20 mil. pvc clear window section. FOB Shipping Point.



Curtains for Large Jobs

CURTAINS FOR LARGE JOBS			
Product No.	Height	Wt. (lbs./ft.)	Price Per Ft.
HSCH20	20'	3.5	\$104.25
HSCH25	25'	4	119.80
HSCH30	30'	4.4	135.35
HSCH40	40'	5.2	166.46

Note: Over 40' high, please call. Custom sizes and colors available. Call dealer for more information.



Outdoor Curtains

OUTSIDE CURTAINS			
Product No.	Height	Wt. (lbs./ft.)	Price Per Ft.
HODH7	7'	3.7	\$42.71
HODH8	8'	3.8	45.04
HODH9	9'	3.9	47.36
HODH10	10'	4	49.68

Note: Over 10' high, please call. Custom sizes and colors available. Call dealer for more information.

ROLL-UPS CURTAINS			
Product No.	Size W x H	Wt. (lbs.)	Price Ea.
HRU6X8	6 x 8'	47	\$920.89
HRU6X10	6 x 10'	49	932.43
HRU8X8	8 x 8'	51	971.89
HRU8X10	8 x 10'	53	987.24
HRU10X8	10 x 8'	55	1,022.89
HRU10X10	10 x 10'	58	1,042.05

Note: To motorize call for pricing. Custom sizes and colors available. Call dealer for more information.

DOCK DOORS & SCREENS



G2 High Performance Doors

- High speed
- Low maintenance
- Wind load rated
- Durable
- Exchangeable panels

G2 Doors are a high performance, high speed, vinyl roll up doors at an affordable price. Requires little maintenance and automatically resets after impact or blowout. Easily exchangeable heat sealed panels are available in vinyl, mesh, or clear PVC. Specify Vinyl or Mesh when ordering. Vinyl color options: Blue, White, Forest Green, Yellow, Red, Gray, Purple, Maroon, Beige, Black, Orange, and Teal. Mesh colors available in Royal Blue, Spruce Green, Black, Red, Yellow, Gray, Almond, and Orange. This door is truly an all season door. Custom sizes available, call for more information. FOB Shipping Point.

G2 HIGH PERFORMANCE DOORS						
2800 SERIES - 28" PER SECOND				3600 SERIES - 36" PER SECOND		
Size W x H	Product No.	Wt. (lbs.)	Price Ea.	Product No.	Wt. (lbs.)	Price Ea.
8 x 8'	H3152888	280	\$7,219.00	H3153688	330	\$5,931.00
9 x 9'	H3152899	310	7,441.00	H3153699	350	6,131.00
10 x 10'	H315281010	325	7,548.00	H315361010	375	6,291.00
12 x 12'	H315281212	395	8,919.00	H315361212	425	7,628.00
14 x 14'	H315281414	515	9,597.00	H315361414	535	8,272.00
16 x 16'	H315281616	530	10,616.00	H315361616	560	9,237.00

Both series come standard with one window. Sizes 12' x 12' or larger have the option of two windows -- please specify. Additional replacement panels and windows are available -- call for information.



Mesh Door



Vinyl Door

G2 LITE DOORS						
SPRING ASSIST				IN-TUBE TOGGLE 18" PER SECOND		
Size W x H	Product No.	Wt. (lbs.)	Price Ea.	Product No.	Wt. (lbs.)	Price Ea.
8 x 8'	H318055A88	225	\$2,661.00	H31805TT88	225	\$3,348.00
8 x 9'	H318055A89	230	2,804.00	H31805TT89	230	3,492.00
8 x 10'	H318055A810	240	2,813.00	H31805TT810	240	3,501.00
9 x 9'	H318055A99	255	2,875.00	H31805TT99	255	3,563.00
9 x 10'	H318055A910	260	2,884.00	H31805TT910	260	3,572.00
10 x 8'	H318055A108	290	2,771.00	H31805TT108	290	3,459.00
10 x 10'	H318055A1010	302	2,933.00	H31805TT1010	302	3,621.00
10 x 12'	H318055A1012	315	3,186.00	H31805TT1012	315	3,874.00
12 x 10'	H318055A1210	310	3,091.00	H31805TT1210	310	3,779.00
12 x 12'	H318055A1212	322	3,892.00	H31805TT1212	322	4,580.00

Spring Assist

- Durable Internal Custom Torsion Spring
- Rugged Latching Mechanism
- Can be stopped at any position
- Can be released from both sides of the door
- Exclusive interior Chain-Pull Quick-Release feature

In-Tube Toggle

- 18" Per Second in Tube Motor
- 110 Volt Motor
- 12 Cycles per hour
- Limit Switch Controls
- Maintained Toggle Standard



G2 Lite Doors

- Low maintenance
- Durable
- Quick and easy installation
- Fire resistant

G2 Lite Doors significantly reduce heat while allowing light into the work areas. These durable doors keep out unwanted pests, birds and intruders. While improving appearance the G2 Lite

Mesh Doors allows fresh air to flow through for comfort and productivity. Available in Clear PVC, Vinyl and Mesh -- please specify. Vinyl colors options: Blue, White, Forest Green, Yellow, Red, Gray, Purple, Maroon, Beige, Black, Orange, and Teal. Mesh colors available in Royal Blue, Spruce Green, Black, Red, Yellow, Gray, Almond, and Orange. Meets FDA and AIB requirements. Also available in a Chain Hoist -- call for more information. FOB Shipping Point.

SIDE SEAL DOORS			
Size W x H	Product No.	Wt. (lbs.)	Price Ea.
8 x 8'	HBBS8X8	25	\$578.00
8 x 9'	HBBS8X9	28	623.00
8 x 10'	HBBS8X10	30	663.00
9 x 9'	HBBS9X9	28	701.00
9 x 10'	HBBS9X10	33	746.00
10 x 8'	HBBS10X8	30	722.00
10 x 10'	HBBS10X10	35	829.00
10 x 12'	HBBS10X12	40	929.00
10 x 14'	HBBS10X14	43	1,031.00
12 x 10'	HBBS12X10	40	994.00
12 x 12'	HBBS12X12	46	1,115.00
12 x 14'	HBBS12X14	52	1,237.00
14 x 14'	HBBS14X14	59	1,443.00



Mesh Door Shown

Side Seal Doors

- Improves ventilation
- Draw screen into use when needed and slide away when not

Bug Blocking Side Seal Doors keep the bugs and birds out but let the fresh air in. These doors significantly reduce the heat from the sun while allowing light in. Available in Clear PVC, Vinyl, and Mesh -- please specify. Vinyl color options: Blue, White, Forest Green, Yellow, Red, Gray, Purple, Maroon, Beige, Black, Orange, and Teal. Mesh colors available in Royal Blue, Spruce Green, Black, Red, Yellow, Gray, Almond, and Orange. Meets AIB and FDA requirements. FOB Shipping Point.

Rugged "Tuff-Screens"

- Fire resistant
- Easy to assemble

1/16" heavy duty aluminum frame. Weldview blocks 100% U.V. light. Privacy screen creates a non-see-through barrier. Available in multiple sizes and 5 colors--Yellow, Red, Blue, Gray and Green -- please specify. FOB Shipping Point.

RUGGED "TUFF-SCREENS"			
Product No.	Size W x H	Wt. (lbs.)	Price Ea.
HOC4X5	4 x 5'	17	\$236.00
HOC5X6	5 x 6'	20	277.00
HOC6X6	6 x 6'	21	298.00
HOC8X6	8 x 6'	23	342.00

For Weld Screen add suffix -01
For Privacy Screen add suffix -02




VINYL STRIP ROLLS & DOORS



Replacement Strips and Roll Goods

- Available in full roll lots or cut strips.
- Each cut strip has 3/8" holes on 2" centers for standard mounting.
- Specify the lengths and quantity cuts you desire. **FOB Shipping Point.**



A) Standard Smooth Surface

Provides a clear unobstructed view in either direction.

B) Ribbed Surface

Both sides of the strip feature an offset rib to protect against abrasions. Ideal for heavy traffic areas where scratching is a problem.

C) USDA Smooth - Clear PVC

Used for freezer strips to meet temperatures of -30°F to +150°F. Meets federal requirements for incidental contact with dairy, poultry and meat products. Indoor applications recommended only.

D) Anti-Static - Clear PVC

Used for clean room enclosures or high-tech areas where static build-up may be a detriment. Conforms to Federal Test methods ST.101C,4046 (Any liabilities regarding product applications are the sole responsibility of the end user).

E) Orange Safety - Semi Transparent

For edge safety strips to mark openings or enclose hazardous work areas.

F) Smooth Welding

Transparent Bronze and Aztec Orange colored PVC have UV-blocking to protect against UV light emitted during arc welding. Eye protection must still be worn during direct viewing.

Strip Doors

- Vinyl strip doors reduce noise, dust, fumes, drafts, conserve energy and increases worker productivity.



Optional Safety Orange Ends available -- call for pricing.

Ideal for loading docks, interior plant passages, freezers and personnel doors Ribbed strip reduces scratching from truck, cargo traffic, friction and static. The ribs on both sides create small air pockets for additional insulation and allow the strips to move apart easily as traffic passes through. The door kits below include our easy to install 14 ga. galvanized steel universal mounting hardware with permanent 1/4" studs and snap caps. **FOB Shipping Point.**

"Snap-On" the snap caps. These hold the strips firmly against the mounting hardware. This tight seal leaves no air gaps between the strips. Snaps on easily - no tools required.

HOW TO ORDER

Just choose door from list at least as large as your door opening size; oversized strips can be easily trimmed to your exact floor length. Special sizes also available; prices on request. Order No. H016-SPEC.

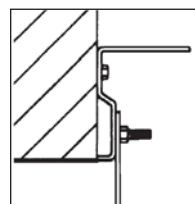
STANDARD SMOOTH - CLEAR PVC						
Width	Thickness	Product No.	FULL ROLLS		CUT STRIPS	
			Length	Wt. (lbs.), Full Roll	Product No.	Price Per Lin. Ft.
8"	0.080"	H17-080008	300'	100	H17-080008C	\$1.43
12"	0.120"	H17-120012	200'	150	H17-120012C	3.11
16"	0.160"	H17-160016	100'	125	H17-160016C	5.79
RIBBED - CLEAR PVC						
8"	0.072"	H17-080308	150'	60	H17-080308C	1.58
12"	0.110"	H17-120312	150'	120	H17-120312C	3.35
16"	0.145"	H17-160316	100'	115	H17-160316C	6.07
USDA SMOOTH - CLEAR PVC						
8"	0.080"	H17-080908	300'	100	H17-080908C	1.63
12"	0.120"	H17-120912	200'	150	H17-120912C	3.57
USDA RIBBED - CLEAR PVC						
8"	0.080"	H17-083908	150'	60	H17-083908C	1.82
12"	0.120"	H17-123912	150'	125	H17-123912C	3.92
ANTI-STATIC - CLEAR PVC						
8"	0.080"	H17-080608	300'	100	H17-080608C	1.59
12"	0.120"	H17-120612	150'	150	H17-120612C	3.69
ORANGE SAFETY - SEMI TRANSPARENT						
8"	0.080"	H17-080408	300'	100	H17-080408C	1.82
12"	0.120"	H17-120412	200'	150	H17-120412C	4.06
AZTEC ORANGE WELDING SMOOTH (SPECIAL ORDER)						
8"	0.080"	H17-081008	300'	100	H17-081008C	1.59
12"	0.120"	H17-121012	150'	115	H17-121012C	3.71
BRONZE SMOOTH WELDING						
8"	0.080"	H17-080508	300'	100	H17-080508C	1.70
12"	0.120"	H17-120512	200'	150	H17-120512C	3.72

8" WIDE STRIP KITS (0.080" THICK)						
Size W x H	Over-lap	Wt. (lbs.)	SMOOTH		RIBBED	
			Product No.	Price Ea.	Product No.	Price Ea.
3' x 7'	50%	26	H17-210307G	\$82.75	H17-250307G	\$88.71
3' x 8'	50%	28	H17-210308G	91.40	H17-250308G	98.21
4' x 7'	50%	30	H17-210407G	110.33	H17-250407G	118.28
4' x 8'	50%	32	H17-210408G	121.87	H17-250408G	130.95
5' x 7'	50%	36	H17-210507G	137.92	H17-250507G	147.85
5' x 8'	50%	40	H17-210508G	152.34	H17-250508G	163.68
6' x 7'	50%	43	H17-210607G	165.50	H17-250607G	177.41
6' x 8'	50%	47	H17-210608G	182.80	H17-250608G	196.42
12" WIDE STRIP KITS (0.120" THICK)						
8' x 8'	67%	90	H17-310808G	355.49	H17-350808G	380.45
8' x 9'	67%	99	H17-310809G	392.65	H17-350809G	420.73
8' x 10'	67%	108	H17-310810G	429.80	H17-350810G	461.00
10' x 10'	67%	134	H17-311010G	537.25	H17-351010G	576.25
10' x 12'	67%	211	H17-311012G	630.15	H17-351012G	676.95
12' x 10'	67%	160	H17-311210G	644.71	H17-351210G	691.51
12' x 12'	67%	187	H17-311212G	756.17	H17-351212G	812.33
12' x 14'	67%	214	H17-311214G	867.64	H17-351214G	933.16
16" WIDE STRIP KITS (0.160" THICK)						
12' x 12'	50%	217	H17-411212G	921.25	H17-451212G	962.09
12' x 14'	50%	249	H17-411214G	1,060.23	H17-451214G	1,107.88
14' x 12'	50%	253	H17-411412G	1,074.79	H17-451412G	1,122.44
14' x 14'	50%	290	H17-411414G	1,236.94	H17-451414G	1,292.53
15' x 12'	50%	269	H17-411512G	1,151.56	H17-451512G	1,202.62
15' x 14'	50%	309	H17-411514G	1,325.29	H17-451514G	1,384.85

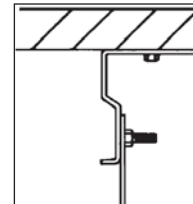
All kits available with full overlaps -- call for quote

Universal Strip Door Hardware

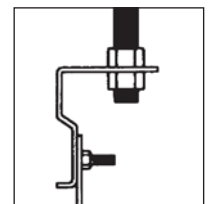
Three mounting options in one piece of hardware! Mount to overhead surface (inside doorway), wall or suspend with threaded rod (not included). Order by linear foot to the same width as your opening. (Up to 8' can ship UPS). Other mounts available, call for quote. All hardware is galvanized and comes with 3 snap caps per foot. **FOB Shipping Point.**



WALL



OVERHEAD



SUSPENDED

Product No.	Size Per Foot	Wt. (lbs.)	Price Ea.
H14-001702	2'	3	\$12.52
H14-001703	3'	4	18.78
H14-001708	8'	15	50.08
H14-001710	10'	18	62.60

PARTITIONS



STRONG VINYL PARTITIONS
resist fire, water, oil,
mildew and most acids.

Partition Systems/ Standard & Custom

- The Track & Roller Partition System is the ideal solution to industrial space utilization and organization.

Flexible partitions roll easily out of the way when you don't need it, or when you need access to partitioned areas. All partitions are constructed with nickel plated brass grommets every 12" across the top reinforced edge. Vinyls resist fire, water, oil, mildew, most acids and are CA. Fire Marshall (CFM) approved. Tear resistant. All partitions utilize the same hardware components. Rugged straight track and curved corners are made of 16 ga. hot dipped galvanized steel. 1" swivel hooks are fastened to 2 wheel, industrial strength nylon rollers which are designed for smooth, fluid movement. FOB Shipping Point.

Weld-Vision



- Welding Booths
- Grinding Work Stations
- Cutting and Brazing Areas

Super-Vision



- Departmental Partitioning
- Production Work Bays
- Wash Bays

NOW Available in Kits

HOW TO ORDER:

SELECT TYPE OF SYSTEM: Super-Vision, Weld-Vision, Privacy, Ventilator or Environmental Series Partitions.

MEASURE OFF AREA to partition or enclose. Can be a straight run, 2, 3 or 4 sided or multi-station partition.

DETERMINE THE HEIGHT and order partitions to the exact height required. (Tolerance 1") Floors are not always even, take measurement from the highest point of the floor).

SELECT THE COLORS DESIRED: Super-Vision and Weld-Vision can be supplied with any color vinyl above and below the see thru section. Privacy Series is supplied in any solid color vinyl (no see thru section).

PLEASE SPECIFY COLOR CHOICES: White, Yellow, Green, Blue, Red, Gray or Black. Environmental Series is translucent vinyl, Off-White only.

HANGING OR MOUNTING METHODS: Kits consist of panel, steel track, chain connector, threaded rod adapter, end stops and 2-wheel nylon roller hooks.

Privacy



- Model Rooms and R&D Areas
- In-Plant Offices
- Employee Locker rooms

Environmental



- Clean Rooms
- Thermal/Energy Retention
- Containment of Dust & Airborne Contaminants

Height	Width	SUPER-VISION		PARTITIONS WELD-VISION		ENVIRONMENTAL		PRIVACY	
		Product No.	Price Ea.	Product No.	Price Ea.	Product No.	Price Ea.	Product No.	Price Ea.
8'	6' straight	H14071608	\$105.53	H14061608	\$106.72	H14101608	\$109.89	H14021608	\$106.34
8'	8' straight	H14071808	141.32	H14061808	136.41	H14101808	145.08	H14021808	140.52
8'	10' straight	H14071108	163.57	H14061108	168.19	H14101108	165.56	H14021108	163.57
8'	4' curve	H14776408	130.49	H14766408	132.20	H14716408	127.57	H14726408	125.52
10'	6' straight	H14071610	115.47	H14061610	117.52	H14101610	122.43	H14021610	117.98
10'	8' straight	H14071810	157.30	H14061810	159.73	H14101810	161.23	H14021810	155.48
10'	10' straight	H14071010	183.01	H14061010	186.51	H14101010	188.88	H14021010	181.88
10'	4' curve	H14776410	138.44	H14766410	139.68	H14716410	134.74	H14726410	132.20
12'	6' straight	H14071612	127.78	H14061612	128.35	H14101612	134.97	H14021612	129.62
12'	8' straight	H14071812	173.10	H14061812	174.72	H14101812	177.35	H14021812	170.47
12'	10' straight	H14071012	203.29	H14061012	204.82	H14101012	208.58	H14021012	200.20
12'	4' curve	H14776412	146.41	H14766412	147.91	H14716412	142.65	H14726412	139.59



Rugged Universal Mounting Hardware

All hardware has a proven history of longevity and functional durability. Ask for details.



Ventilator™ Kit

Complimentary dock and enclosure product. Constructed of mesh vinyl. Easy to use. Practical as a sunscreen and the Ventilator™ is the environmentally friendly way to keep out pesky bugs. Mounts on traditional Glide-wall hardware. Available in Blue, Black or White. Call for details and pricing.

Custom Systems Available!

Please call dealer for a quote. Our knowledgeable staff can assist in solving specific or unusual in-plant, safety and noise problems. We can recommend the right combination among our standard products, or we'll design custom solutions that fit your particular needs.

COMMERCIAL & INDUSTRIAL SWINGING DOORS

Flexible PVC Clear Vu & Impact Swinging Doors

These flexible PVC doors open with less than 1 lb. of pressure and can't be tied back. The Clear Vu doors are specifically made for walk-in coolers and freezers. Impact doors are perfect for general applications. Impact doors are available in Red (-RED), Blue (-BLU), Green (-GRN), Brown (-BRO), Gray (-GRA) and Black (-BLK), -- please specify. FOB Shipping Point.



Clear Vu Doors



Impact Doors With Kick Panels

V-Cam Ruff Tuff Doors Single & Double Sets

These 1 1/2" thick industrial swinging doors are fully gasketed. Excellent for use in freezer and cooler applications. Strong and durable, yet decorative and attractive. Available in Red (-RED), Blue (-BLU), Green (-GRN), Brown (-BRO), Gray (-GRA) and Black (-BLK), -- please specify. FOB Shipping Point.



Shown With Optional Bumpers

V-CAM RUFF TUFF DOORS					
SINGLE DOORS				WITH BUMPER PANELS	
Size W x H	Product No.	Wt. (lbs.)	Price Ea.	Product No.	Price Ea.
30 x 84"	HRTVS3084	106	\$1,049.90	HRTVS3084-TDB	\$1,299.80
36 x 84"	HRTVS3684	127	1,249.90	HRTVS3684-TDB	1,549.80
48 x 84"	HRTVS4884	170	1,449.90	HRTVS4884-TDB	1,749.80
DOUBLE DOOR SETS				WITH BUMPER PANELS	
48 x 84"	HRTVD4884	184	1,799.90	HRTVD4884-TDB	2,295.80
60 x 84"	HRTVD6084	230	1,999.90	HRTVD6084-TDB	2,549.80
72 x 84"	HRTVD7284	276	2,299.90	HRTVD7284-TDB	2,849.80
72 x 96"	HRTVD7296	315	2,499.90	HRTVD7296-TDB	3,049.80
84 x 96"	HRTVD8496	367	2,699.90	HRTVD8496-TDB	3,299.80
96 x 84"	HRTVD9684	367	2,699.90	HRTVD9684-TDB	3,299.80
96 x 96"	HRTVD9696	420	2,899.90	HRTVD9696-TDB	3,549.80

Tear Drop Bumpers are factory installed on both sides of door. When ordering Bumpers add 50lbs. per pair.



Shown With Optional Kick Panels

Ruff Tuff II Doors Single & Double Sets

These 1 1/2" thick commercial swinging doors are excellent for use in restaurant, grocery store, warehouse, office and commercial applications. The Ruff Tuff doors are both strong and durable yet will enhance any decor. Available in Red (-RED), Blue (-BLU), Green (-GRN), Brown (-BRO), Gray (-GRA) and Black (-BLK), -- please specify. FOB Shipping Point.

RUFF TUFF II DOORS - SINGLE & DOUBLE SETS					
SINGLE DOORS				WITH BUMPER PANELS	
Size W x H	Product No.	Wt. (lbs.)	Price Ea.	Product No.	Price Ea.
31 x 84"	HRT2S3184	91	\$694.90	HRT2S3184-TDB	\$990.80
31 x 96"	HRT2S3196	104	699.90	HRT2S3196-TDB	995.80
36 x 84"	HRT2S3684	106	749.90	HRT2S3684-TDB	1,045.80
36 x 96"	HRT2S3696	121	799.90	HRT2S3696-TDB	1,095.80
48 x 84"	HRT2S4884	141	999.90	HRT2S4884-TDB	1,295.80
48 x 96"	HRT2S4896	161	1,099.90	HRT2S4896-TDB	1,395.80
DOUBLE DOOR SETS				WITH BUMPER PANELS	
36 x 78"	HRT2D3678	112	1,149.90	HRT2D3678-TDB	1,699.80
36 x 84"	HRT2D3684	121	1,199.90	HRT2D3684-TDB	1,749.80
48 x 84"	HRT2D4884	161	1,299.90	HRT2D4884-TDB	1,849.80
48 x 96"	HRT2D4896	184	1,349.90	HRT2D4896-TDB	1,899.80
60 x 84"	HRT2D6084	202	1,399.90	HRT2D6084-TDB	1,949.80
60 x 96"	HRT2D6096	230	1,449.90	HRT2D6096-TDB	1,999.80
72 x 84"	HRT2D7284	242	1,549.90	HRT2D7284-TDB	2,099.80
72 x 96"	HRT2D7296	276	1,599.90	HRT2D7296-TDB	2,149.80
84 x 84"	HRT2D8484	282	1,799.90	HRT2D8484-TDB	2,349.80
84 x 96"	HRT2D8496	323	1,849.90	HRT2D8496-TDB	2,399.80
96 x 84"	HRT2D9684	323	2,049.90	HRT2D9684-TDB	2,599.80
96 x 96"	HRT2D9696	369	2,099.90	HRT2D9696-TDB	2,649.80

Tear Drop Bumpers are factory installed on both sides of door. When ordering Bumpers add 50lbs. per pair.

Pro Tuff Panel Doors

These solid .375 thick panel doors are designed for medium to light duty applications. Available in Red (-RED), Blue (-BLU), Green (-GRN), Brown (-BRO), Gray (-GRA) and Black (-BLK), -- please specify. FOB Shipping Point.

PRO TUFF PANEL DOORS			
SINGLE DOORS			
Size W x H	Product No.	Wt. (lbs.)	Price Ea.
31 x 84"	HPTS3184	52	\$599.90
36 x 84"	HPTS3684	60	649.90
40 x 84"	HPTS4084	67	749.90
DOUBLE DOOR SETS			
36 x 78"	HPTD3678	61	1,049.90
36 x 84"	HPTD3684	65	1,099.90
48 x 84"	HPTD4884	87	1,199.90
60 x 84"	HPTD6084	109	1,299.90
72 x 84"	HPTD7284	131	1,399.90
84 x 84"	HPTD8484	152	1,649.90

ABS Kick Panels and Tear Drop Bumper systems are NOT available on Pro Tuff Doors.



Pro Tuff Panel Doors

Tuff Lite Stainless Steel Doors Single & Double Sets



Shown With Optional Kick Panels

- Rugged, Stylish and Elegant.

Elegant in design, stainless steel doors give you years of rugged reliability and durability that other doors can't match. Easy to clean, easy to sanitize, scratch resistant and easy to open. Doors are .16 ga. thick, 2 1/2 lbs. per square ft. and have a 3/8" thick acrylic window. Made in the USA. FOB Shipping Point.

SINGLE DOORS					
DOORS WITHOUT KICK PANELS			DOORS WITH KICK PANELS		
Size W x H	Product No.	Wt. (lbs.)	Price Ea.	Product No.	Price Ea.
30-31" x 80-84"	HTLSS30	40	\$799.90	HTLSS30-KP	\$999.80
36" x 80-84"	HTLSS36	55	849.90	HTLSS36-KP	1,049.80
DOUBLE DOOR SETS					
48" x 80-84"	HTLSD48	74	1,599.90	HTLSD48-KP	1,849.80
60" x 80-84"	HTLSD60	83	1,649.90	HTLSD60-KP	1,899.80
72" x 80-84"	HTLSD72	110	1,699.90	HTLSD72-KP	1,999.80

Kick panels are factory installed on both sides of door. When ordering Kick Panels add 25 lbs. per pair.

LOW PROFILE RACK GUARDS



Expand-A-Gate

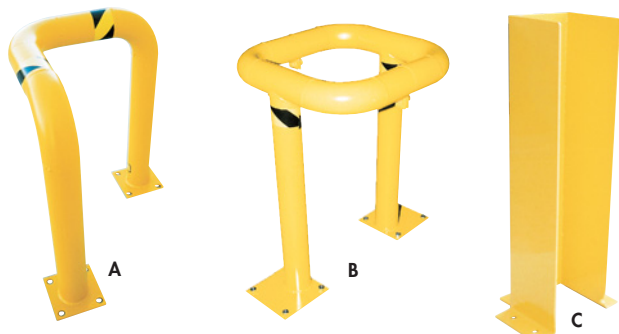
• **Ideal for preventing potential accidents.**
Designed to set up quickly and easily wherever and whenever they are needed. Lightweight design allows personnel to quickly retrieve the gate and limit access to unsafe areas. Smooth operating scissor action. Interlocking and nestable. Suffix -C features casters. Model HPEXGATE is constructed of heavy duty molded yellow and black plastic. One side of gate includes reflectors for better visibility. End pieces are hollow and may be filled with liquid for added weight. Assembly required. FOB Shipping Point.

Product No.	EXPAND-A-GATE			Wt. (lbs.)	Price Ea.
	Collapsed Width	Expanded Width	Overall Height		
HEXGATE-30	15"	137"	38"	55	\$217.00
HEXGATE-30-C	15"	137"	39½"	57	249.00
ALUMINUM CONSTRUCTION					
HALEXGATE-30	15½"	139"	37"	25	321.00
HALEXGATE-30-C	15½"	139"	43"	28	353.00
PLASTIC CONSTRUCTION					
HPEXGATE-30	11½"	122"	38"	9	189.00

*Overall height when collapsed.



Gate can be **MOVED** quickly and easily when needed.



Corner & Column Guards

A) Triple Elbow Guard
Protect the corners of machinery, buildings and offices. The 90 degree bend fits snugly around corners providing the ultimate protection against lift trucks or other mobile equipment.

B) Column Guard
Prevent costly damage to steel columns, pipe and tubing. Wrap around protection, 2 piece installation. Steel construction with powder coat finish.

C) Column/Gantry Guard
Prevent costly damage to steel columns, pipe or tubing. Wrap around protection. Steel construction with safety yellow powder coat finish. FOB Shipping Point.

Ltr. No.	Product No.	CORNER & COLUMN RACKS		Wt. (lbs.)	Price Ea.
		Overall Size L x Dia.	Overall Height		
A	HTEG-24-24-4	24 x 4½"	24"	106	\$279.00
A	HTEG-24-36-4	24 x 4½"	36"	119	301.00
A	HTEG-24-42-4	24 x 4½"	42"	127	313.00
A	HTEG-30-24-4	30 x 4½"	24"	106	295.00
A	HTEG-30-36-4	30 x 4½"	36"	111	318.00
A	HTEG-30-42-4	30 x 4½"	42"	120	331.00
B	HCGP-24	20"W. x 20"L.	24"	125	550.00
B	HCGP-36	20"W. x 20"L.	36"	137	569.00
B	HCGP-48	20"W. x 20"L.	48"	140	570.00
C	HCG-42	10¾"W. x 10¾"D.	42"	180	282.00

Mezzanine Safety Gate

Provides an OSHA required 42" high handrail, 21" high mid-rail and 4" high kickplate for mezzanines without sacrificing load accessibility. The gate rotates to allow a usable area of 58¾"W x 76"H x 75½"D. Gate design is balanced to allow for easy operation without use of springs. Safety yellow powder coat finish. Welded steel construction. FOB Shipping Point.



Product No.	MEZZANINE SAFETY GATE		Wt. (lbs.)	Price Ea.
	Overall Size H x W x D	Usable Width		
HMEZZ-200	78¾ x 69¾ x 78¾"	58¾"	215	\$947.00



Structural Rack Guards (4 Anchors)

- An economical way to protect against damage to pallet racks or ordinary wall corners.
- Lightweight and easy to install to concrete surface.

Constructed of 6" cast steel "C" channel. Four hole mount for maximum rigidity. Mounting hardware available separately. FOB Shipping Point.

Product No.	STRUCTURAL RACK GUARDS			Wt. (lbs.)	Price Ea.
	Usable Opening W x D	Base Size W x D	Overall Height		
HG6-12	4½ x 3½"	8½ x 6"	12½"	12	\$22.80
HG6-18	4½ x 3½"	8½ x 6"	18½"	16	27.90
HG6-24	4½ x 3½"	8½ x 6"	24½"	22	34.60
HG6-36	4½ x 3½"	8½ x 6"	36½"	31	53.50
HG8-12	6½ x 4"	9 x 6"	12"	13	34.50
HG8-18	6½ x 4"	9 x 6"	18"	21	37.90
HG8-24	6½ x 4"	9 x 6"	24"	28	41.30
HG8-36	6½ x 4"	9 x 6"	36"	37	57.50

Product No.	STRUCTURAL RACK GUARDS WITH BUMPERS			Wt. (lbs.)	Price Ea.
	Usable Opening W x D	Base Size W x D	Overall Height		
HG6-12-B	4½ x 3½"	8½ x 7¾"	12½"	19	53.80
HG6-18-B	4½ x 3½"	8½ x 7¾"	18½"	25	70.10
HG6-24-B	4½ x 3½"	8½ x 7¾"	24½"	42	86.60
HG6-36-B	4½ x 3½"	8½ x 7¾"	36½"	44	127.70
HG8-12-B	6½ x 4"	9 x 10¼"	12"	23	59.50
HG8-18-B	6½ x 4"	9 x 10¼"	18"	38	79.40
HG8-24-B	6½ x 4"	9 x 10¼"	24"	51	96.30
HG8-36-B	6½ x 4"	9 x 10¼"	36"	53	143.30


Rack Guard With Rubber Insert (No Anchors)

- Protect pallet racking with durable wrap around protection.
- Increase pallet rack column strength on impact made by over 100%.

Fits pallet rack measuring 3"W x 3¾"D opening size. Includes rubber shock absorber and hardware. Easy to install with wrench or socket -- no concrete drilling required. Safety yellow powder coat finish. Overall size 3¾"W x 4"D. FOB Shipping Point.

Product No.	RACK GUARD WITH RUBBER INSERT			Wt. (lbs.)	Price Ea.
	Overall Height	Overall Size	Usable Opening		
HRUD-24	24"	3¾"W x 4"D	13	13	\$22.00

Usable opening w/bumper - 3 x 4¼".



Crowd Control Interlocking Barrier

- Lightweight one-piece handrail is attractive and functional.
- Easy to move to meet changing needs and conditions.

Interlocking portable railing has many commercial and industrial applications. Upright bars are vertically spaced at 5½" intervals. Includes connectors to attach multiple units together to form long runs. All welded steel construction available with a galvanized or yellow powder coat finish. Also available in standard or heavy duty construction. A variety of foot styles available - call for more information. FOB Shipping Point.

Product No.	Finish	Overall Size L x H	Rail Dia.	Wt. (lbs.)	Price Ea.
HPRAIL-102-G	Galvanized standard	102 x 40"	1¼"	25	\$94.00
HPRAIL-102-HD-G	Galvanized heavy duty	102 x 40"	1½"	49	137.00
HPRAIL-102-Y	Yellow Powder coat standard	102 x 40"	1¼"	84	114.00
HPRAIL-102-HD-Y	Yellow Powder coat heavy duty	102 x 40"	1½"	49	160.00



Low Profile Rack Guards (2 Anchors)

- Protect pallet racks or ordinary wall corners against damage from fork trucks, pallet trucks, etc.
- Quick and easy 2 hole installation.

Laser cut components for precision installation and dependability. High quality safety yellow powder coat finish. Mounting hardware available separately. FOB Shipping Point.

Product No.	LOW PROFILE RACK GUARDS			Wt. (lbs.)	Price Ea.
	Usable Opening W x D	Base Size W x D	Overall Height		
HNPG4-12	4 x 1"	8 x 3"	12"	5	\$26.00
HNPG4-18	4 x 1"	8 x 3"	18"	7	27.50
HNPG4-24	4 x 1"	8 x 3"	24"	9	29.00
HNPG4-36	4 x 1"	8 x 3"	36"	15	46.70
HNPG6-12	6 x 1"	10 x 3"	12"	7	27.80
HNPG6-18	6 x 1"	10 x 3"	18"	8	32.00
HNPG6-24	6 x 1"	10 x 3"	24"	11	35.90
HNPG6-36	6 x 1"	10 x 3"	36"	16	46.10

PROTECTION EQUIPMENT & STEP STOOLS

Dixie Column Protectors

- Helps reduce damage and expensive repairs.
- Features nylon fasteners for breakaway ability.

Tough polyethylene construction for safe and durable use. Rugged cold weather impact. Flexible deflection design for long life. No maintenance. 100% rust proof UV protected. Fasteners included. No tools required -- easy 5 minute assembly. Standard Models...for lower traffic areas and standard size forklifts. Standard Premium...orange for high traffic and extra large forklift facilities. Slim...for smaller columns such as mezzanine post or jib crane uprights. FOB Shipping Point.

The Dixie Pup

- Affordable protection against accidents.

The majority of column damage happens between 4" & 6" from the floor -- the Dixie Pup will deliver adequate protection at a fraction of the cost. Lower profile allows for fire extinguishers to be hung on the same column at the height required by OSHA. FOB Shipping Point.



DIXIE COLUMN PROTECTORS				
Product No.	Fits Column Size	Size O.D. x H	Wt. (lbs.)	Price Ea.
STANDARD				
HCS-6	6" Square	26 x 42"	46	\$276.36
HCS-8	8" Square	26 x 42"	46	276.36
HCS-8X10	8 x 10" Rectangle	26 x 42"	46	276.36
HCS-9R	9" Round	26 x 42"	46	276.36
HCS-10	10" Square	26 x 42"	46	276.36
HCS-12	12" Square	26 x 42"	46	276.36
STANDARD PREMIUM				
HCPS-6	6" Square	26 x 42"	70	482.00
HCPS-8	8" Square	26 x 42"	70	482.00
HCPS-8X10	8 x 10" Rectangle	26 x 42"	70	482.00
HCPS-9R	9" Round	26 x 42"	70	482.00
HCPS-10	10" Square	26 x 42"	70	482.00
HCPS-12	12" Square	26 x 42"	70	482.00
SLIM				
HBSS-3	3" Square	12 x 42"	18	149.94
HBSS-4	4" Square	12 x 42"	18	149.94
HBSS-5	5" Square	12 x 42"	18	149.94
HBSS-6	6" Square	12 x 42"	18	149.94
SLIM PREMIUM				
HBSPS-3	3" Square	12 x 42"	42	321.34
HBSPS-4	4" Square	12 x 42"	42	321.34
HBSPS-5	5" Square	12 x 42"	42	321.34
HBSPS-6	6" Square	12 x 42"	42	321.34
LARGE				
HBS-14	14" Square	28.5 x 42.75"	70	419.87
HBS-16	16" Square	28.5 x 42.75"	70	419.87
HBS-18	18" Square	28.5 x 42.75"	70	419.87
LARGE PREMIUM				
HBPS-14	14" Square	28.5 x 42.75"	120	689.78
HBPS-16	16" Square	28.5 x 42.75"	120	689.78
HBPS-18	18" Square	28.5 x 42.75"	120	689.78
THE DIXIE PUP				
HPUPS-6	6" Square	24 x 24"	28	145.72
HPUPS-8	8" Square	24 x 24"	28	145.72
HPUPS-10	10" Square	24 x 24"	28	145.72
HPUPS-12	12" Square	24 x 24"	28	145.72



Dixie Poly Cade

- Ideal for traffic control, crowd control, safety areas and restricted areas.
- Sleek, interlocking attractive design.

Can be filled with sand or water for extra weight. Features reflective tape for high visibility. Available in the following colors: Yellow, White and Orange -- please specify. FOB Shipping Point.

DIXIE POLY CADE				
Product No.	Description	Size L x W x H	Wt. (lbs.)	Price Ea.
HPCS-4	Small Poly Cade	60 x 16 x 24"	33	\$175.15
HPCS-6	Poly Cade	72 x 16 x 35"	70	338.70

Dixie Wall & Corner Protector

- Molded of polyethylene for durability.

Wall and corner protectors are ideal for wall, door frames, pallet racks, in plant offices, loading docks and more. FOB Shipping Point.




DIXIE WALL & CORNER PROTECTOR				
Product No.	Description	Size	Wt. (lbs.)	Price Ea.
HBCPS	Poly Corner Protector	48"H x 6.25"W.	3	\$56.10
HBBGS	Wall Protector	40.5"H. x 10" O.D.	3	56.10
HPPS-5R	Pipe Protector	42"H x 12"W.	6	74.98

Dixie Step Stools

- Available in ten sizes. One to fit all your needs.

Nestable Steps... Large Platform with rubber inserts for more stability. Nestable for ease of storage. Strap on each side makes handling easy. Step and Store Steps... Available in one, two and three step models. Two and Three step models have a rear opening to access storage compartments. Non-skid tape surface for added safety. All models have a 500 lb. capacity and are Safety Yellow in color. FOB Shipping Point.

DIXIE NESTABLE STEP STOOLS				
Product No.	Description	Size W x D x H	Wt. (lbs.)	Price Ea.
HNST-1	1 Step	24 x 24 x 10"	10	\$85.26
HNTST-1	1 Step	24 x 24 x 14"	11	87.24
HNBST-1	1 Step	36 x 36 x 14"	27	148.70
HNLST-1	1 Step	66 x 25 x 10 1/2"	33	218.10
HTXST-2	2 Step	24 x 36 x 24"	20	128.87
HNST-2	2 Step	36 x 32 x 20"	19	122.94
HNST-3	3 Step	26 x 43 x 28"	34	218.10
DIXIE STEP AND STORE STEPS				
HSTS-1	1 Step	18 x 12 x 12"	10	64.04
HSTS-2	2 Step	22 x 24 x 20"	20	128.06
HSTS-3	3 Step	32 x 22 x 30"	30	194.04



BARRIER PROTECTION



Barrier Protection

- So strong it will stop a forklift in its tracks!
- Made of 4" schedule 40 pipe rail and 2 1/2" schedule 80 pipe posts.

Made strong enough to sustain a direct hit and still maintain structural integrity. Pipe rail is sleeved in 1/4" high-density polyethylene, resists chemicals, temperature changes and never needs painting. Each guardrail is a modular unit -- units may be combined to create custom lengths or configurations. Delivered fully assembled to your site, easily installed with either a base mount or removable core insert (removable option available). Custom configurations are available to meet specific guarding requirements. FOB Shipping Point.

Product No.	BARRIER PROTECTION		Wt. (lbs.)	Price Ea.
	Length	Height		
1 LINE RAIL - 14 3/4" HIGH				
HSGR-1-048-14 3/4-P	4'	14 3/4"	103	\$265.61
HSGR-1-072-14 3/4-P	6'	14 3/4"	127	290.67
HSGR-1-096-14 3/4-P	8'	14 3/4"	151	320.44
HSGR-1-120-14 3/4-P	10'	14 3/4"	175	351.28
2 LINE RAIL - 42" HIGH				
HSGR-2-048-42-P	4'	42"	187	\$400.00
HSGR-2-072-42-P	6'	42"	235	453.33
HSGR-2-096-42-P	8'	42"	283	506.67
HSGR-2-120-42-P	10'	42"	331	545.33



Goal Posts

- Protects dock doors and frames from wayward forklifts.
- Made of 6" schedule 40 steel pipe and of 4" schedule 40 steel pipe.

Posts and rail are both sleeved with sturdy HDPE tube -- eliminates the need for painting. OSHA yellow color for a highly visible, professional look. FOB Shipping Point.



Product No.	GOAL POSTS		Wt. (lbs.)	Price Ea.
	Height	Width		
HGP-YL-096-096-C-24	96"	96"	600	\$733.33
HGP-YL-120-120-C-24	120"	120"	726	860.00
HGP-YL-144-144-C-24	144"	144"	852	980.00
HGP-YL-168-168-C-24	168"	168"	1104	1,100.00

Handrails

- Secure handrails for maximum safety.
- Made of 1 1/4" schedule 40 steel, sleeved with high-density polyethylene thermoplastic.

OSHA yellow standard, custom colors available. Handrails come fully assembled and offers easy installation. Core-In or Bolt-In applications. All rails are 42"H. with 21" midrail. Meets OSHA fall-protection standards. Custom sizes available -- please contact dealer. FOB Shipping Point.



Product No.	HANDRAILS		Wt. (lbs.)	Price Ea.
	Length	Height		
HHRS-2-48-42-B	4'	42"	45	\$186.00
HHRS-2-72-42-B	6'	42"	65	245.00
HHRS-2-96-42-B	8'	42"	75	302.00
HHRS-2-120-42-B	10'	42"	85	360.00

Standard Bumper Post Sleeve 1/8"

- Eliminates painting.
- Has a 1/8" nominal wall thickness. Standard colors: OSHA Yellow, White, or Red Easy - please specify. Installation and reflective tape available for an extra charge - please specify when ordering. Standard height is 60". Fits pipe diameters of 5" and 7". FOB Shipping Point.

Product No.	STANDARD BUMPER POST SLEEVE		Price Ea.
	Fits Post Diameter	Wt. (lbs.)	
HPPP-YL-04-60-S	4 - 4 1/2"	4	\$37.32
HPPP-YL-06-60-S	6 - 6 5/8"	5	37.32

Reflective stripes in Red, Yellow or Silver. Price Ea. \$6.67

The Original Bumper Post Sleeve 1/4"


- Slide plastic bumper post sleeve over post for a clean new look.
- Eliminates painting.

Durable 1/4" thick polyethylene thermoplastic - cut to custom heights. Fits pipe diameters of 3"-10". Installation tape included. Standard colors: OSHA Yellow, Red, Blue, Green, Gray, White and Black - please specify. Custom logos and colors are available. FOB Shipping Point.

Product No.	THE ORIGINAL BUMPER POST SLEEVE		Wt. (lbs.)	Price Ea.
	Fits Pipe Dia.	Height		
HPPH-YL-6-52-S	6-6 5/8"	52"	10	\$51.33
HPPH-YL-4-52-S	4-4 1/2"	52"	8	51.33
HPPH-YL-8-69-S	8-8 5/8"	69"	16	77.00



Shown with optional reflective tape



Pyramid Sign Base

The sign base is made of durable long lasting polyethylene thermoplastic. By filling the base with sand or water it becomes stable and can be moved without a hassle. Optional wheels offer an even easier way to transport your signs. Available in a variety of colors. Custom logos and signage are also available. Signs and hardware are available for an additional charge. Base size is 22"H x 22"W x 22"D. FOB Shipping Point.



Product No.	PYRAMID SIGN BASE		Price Ea.
	Wt. (lbs.)		
HBPB-YL-98-BL-WITH OUT	45		\$132.00
HBPB-YL-98-BL-WITH WHEELS	45		180.00


CROWD CONTROL PRODUCTS



Chain

- Create safe walkways in your facility.
- Block restricted areas for safety.
- Bring awareness to potential hazards.

Lightweight, strong, durable and weather resistant are characteristics of Mr. Chain products. Made of high density polyethylene containing UV inhibitors, they resist fading and becoming brittle. Available in 7 colors. FOB Shipping Point.



1.5" PLASTIC CHAIN - LINK SIZE: 1.5" LONG x .75" WIDE x .2" THICK. TRADE SIZE #6															
50' BOX CHAIN				100' BOX CHAIN				200' REEL CHAIN				300' PAIL CHAIN			
Color	Product No.	Wt. (lbs.)	Price Ea.	Product No.	Wt. (lbs.)	Price Ea.	Product No.	Wt. (lbs.)	Price Ea.	Product No.	Wt. (lbs.)	Price Ea.	Product No.	Wt. (lbs.)	Price Ea.
White	H30001-50	3	\$39.10	H30001-100	6	\$78.20	H30101	11	\$160.60	H30001-P	15	\$244.00			
Yellow	H30002-50	3	39.10	H30002-100	6	78.20	H30102	11	160.60	H30002-P	15	244.00			
Black	H30003-50	3	39.10	H30003-100	6	78.20	H30103	11	160.60	H30003-P	15	244.00			
Red	H30005-50	3	39.10	H30005-100	6	78.20	H30105	11	160.60	H30005-P	15	244.00			
Safety Orange	H30012-50	3	39.10	H30012-100	6	78.20	H30112	11	160.60	H30012-P	15	244.00			
Safety Green	H30014-50	3	39.10	H30014-100	6	78.20	H30114	11	160.60	H30014-P	15	244.00			
Black/Yellow	H30029-50	3	64.00	H30029-100	6	128.00	H30129	11	255.00	H30029-P	15	389.00			

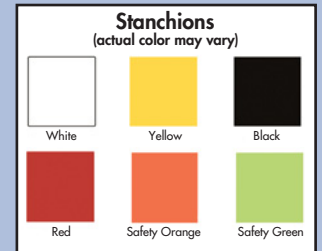
2" PLASTIC CHAIN - LINK SIZE: 2" LONG x 1" WIDE x .25" THICK. TRADE SIZE #8															
50' BOX CHAIN				100' BOX CHAIN				125' REEL CHAIN				160' PAIL CHAIN			
Color	Product No.	Wt. (lbs.)	Price Ea.	Product No.	Wt. (lbs.)	Price Ea.	Product No.	Wt. (lbs.)	Price Ea.	Product No.	Wt. (lbs.)	Price Ea.	Product No.	Wt. (lbs.)	Price Ea.
White	H50001-50	3.5	\$45.50	H50001-100	7	\$91.00	H50101	10	\$116.40	H50001-P	15	\$150.70			
Yellow	H50002-50	3.5	45.50	H50002-100	7	91.00	H50102	10	116.40	H50002-P	15	150.70			
Black	H50003-50	3.5	45.50	H50003-100	7	91.00	H50103	10	116.40	H50003-P	15	150.70			
Red	H50005-50	3.5	45.50	H50005-100	7	91.00	H50105	10	116.40	H50005-P	15	150.70			
Safety Orange	H50012-50	3.5	45.50	H50012-100	7	91.00	H50112	10	116.40	H50012-P	15	150.70			
Safety Green	H50014-50	3.5	45.50	H50014-100	7	91.00	H50114	10	116.40	H50014-P	15	150.70			
Black/Yellow	H50029-50	3.5	74.90	H50029-100	7	149.80	H50129	10	190.00	H50029-P	15	244.80			

Crowd Control Stanchions

The base of the Light Duty, Medium Duty and Heavy Duty Stanchions can be filled with sand for ballast. When filled with sand, the weights are: Light Duty 4.8 lbs., Medium Duty 6.6 lbs. and Heavy Duty 12 lbs. The overall height of the Light Duty and Heavy Duty Stanchion is 41". The overall height of the Medium Duty Stanchion is 40". Chain can be run through the top in one continuous length on the Light Duty and Medium Duty Stanchion or hung on the C-Hook. Chain is cut to length and hung from the C-Hook on the Heavy Duty Stanchion. Chain sold separately. FOB Shipping Point.

X-Treme Duty Stanchions:

The base of the X-Treme Duty Stanchion contains a water bladder that can be filled with water for ballast. When filled, it weighs 25 lbs. The overall height of the X-Treme Duty Stanchion is 46.5". It has wheels on the base for easy mobility. Chain can be run in one continuous length or hung on the C-Hook. Chain sold separately. FOB Shipping Point.




CROWD CONTROL STANCHIONS															
LIGHT DUTY 2" DIA. POLE x 41"H				MEDIUM DUTY 2½" DIA. POLE x 40"H				HEAVY DUTY 3" DIA. POLE x 41"H				X-TREME DUTY STANCHION WITH WHEELS			
Color	Product No.	Wt. (lbs.)	Price Ea.	Product No.	Wt. (lbs.)	Price Ea.	Product No.	Wt. (lbs.)	Price Ea.	Product No.	Wt. (lbs.)	Price Ea.	Product No.	Wt. (lbs.)	Price Ea.
White	H91501	1.7	\$31.25	H96401	3	\$35.13	H99901	4.5	\$38.99	-	-	-	-	-	-
Yellow	H91502	1.7	31.25	H96402	3	35.13	H99902	4.5	38.99	H92302	7.25	\$71.83			
Black	H91503	1.7	31.25	H96403	3	35.13	H99903	4.5	38.99	H92303	7.25	71.83			
Red	H91505	1.7	31.25	H96405	3	35.13	H99905	4.5	38.99	-	-	-			
Safety Orange	H91512	1.7	31.25	H96412	3	35.13	H99912	4.5	38.99	-	-	-			
Safety Green	H91514	1.7	31.25	H96414	3	35.13	H99914	4.5	38.99	-	-	-			
Black/Yellow	H91529	1.7	48.75	H96429	3	53.88	H99929	4.5	60.50	H92388	7.25	71.83			

Mr. Chain Loading Dock Kit

Kit includes 2 Magnet Rings/Carabiners and 10' of 2" heavy duty yellow plastic chain. FOB Shipping Point.

H72302 Wt. 1.7 (lbs.) Price Ea. \$25.59



Magnet Ring/Carabiner Kit

Kit includes 2 Magnet Rings and 2 Carabiners. Will support 30' of 2" plastic chain. FOB Shipping Point.

H72103 Wt. 0.5 (lbs.) Price Ea. \$15.99



RAILING PROTECTION




All
WELDED
steel.



Spring LOADED BOLLARDS

- Bollard alerts personnel that they are too close to the fixture being protected.
- Features yellow powder coated bollard and spring loaded design.

Mercury switch activated warning beeper and strobe light is available -- alerts individual that they have hit the bollard and should stop. FOB Shipping Point.



Product No.	Description	Height	Outside Dia.	Wt. (lbs.)	Price Ea.
HSPBOL-42	Steel Pipe Bollard	42"	2 1/2"	13	\$85.00
HSPBOL-42-BL	Steel Pipe Bollard w/ Beeper & Strobe	42"	2 1/2"	15	190.00
HAS-383	3/8" x 3" Anchor Bolt. Wt. 2 (lbs.)				Price Ea. \$3.30



Bollard Post Covers

- Eliminate the need for costly scraping and painting of unsightly bollards.
- Units slide over existing bollards.
- No hardware needed.

This durable poly sleeve will minimize maintenance and improve appearance. FOB Shipping Point.

PLASTIC BOLLARD COVERS					
Product No.	Height	Outside Dia.	Inside Dia.	Wt. (lbs.)	Price Ea.
HBPC-4	52"	5"	4 7/8"	6	\$42.00
HBPC-7	52"	7 1/8"	7"	8	45.00

Steel Safety Bollards

- All welded steel.
- FOB Shipping Point.
- Features removable cap to permit cement filling.

Product No.	Height	Dia. (lbs.)	Wt. (lbs.)	Price Ea.
HBOL-24-4.5	24"	4.5"	17	\$64.00
HBOL-36-4.5	36"	4.5"	22	85.00
HBOL-42-4.5	42"	4.5"	26	98.00
HBOL-24-5.5	24"	5.5"	20	73.00
HBOL-36-5.5	36"	5.5"	26	97.00
HBOL-42-5.5	42"	5.5"	30	108.00

HAS-344-4PK (4) 3/8" x 4" Anchor Bolts. (for 4 1/2" & 5 1/2" dia. Bollards) \$17.30.

CORNER GUARD

- Protect busy corners, expensive machinery and personnel.
- 90° perpendicular protection.

Durable and super tough for maximum protection. "Safety First" promotion reminds personnel of the number one priority. Powder coat yellow finish. Aluminum unit is unfinished. FOB Shipping Point.



Product No.	Description	Overall Size H x L	Side Height	Wt. (lbs.)	Price Ea.
HPCG-16	Steel plate corner guard	16 x 16"	8"	26	\$113.10
HPCG-24	Steel plate corner guard	24 x 24"	12"	59	142.60
HPCG-24-A	Aluminum plate corner guard	24 x 24"	12"	10	180.70

HAS-344 3/8" x 4" Anchor Bolt. Wt. 2 (lbs.) Price Ea. \$4.30

Dock Safety Railings

- Prevent accidents and injuries at loading docks, truck wells, floor openings or walkways.
- These durable and strong railings provide extra protection for workers and equipment.
- Made of standard schedule 40 steel pipe (1 1/2" OD) 42"H. FOB Shipping Point.

RAILINGS FOR SURFACE MOUNTING					
(Sockets, toeboards, anchor bolts and installation not included.)					
Product No.	Height	Length	Wt. (lbs.)	Price Ea.	
HVDKR-2	42"	2'	18	\$68.00	
HVDKR-3	42"	3'	22	79.00	
HVDKR-4	42"	4'	28	84.00	
HVDKR-5	42"	5'	33	95.00	
HVDKR-6	42"	6'	34	101.00	
HVDKR-7	42"	7'	36	106.00	
HVDKR-8	42"	8'	48	117.00	

PARTS FOR SURFACE MOUNTING		
Product No.	Description	Wt. (lbs.) Price Ea.
HVDKR-P101	Single socket - 2 required includes 2 set screws ea.	6 \$32.00



GATE			
(Latch and 2 clamp-on hinges included)			
Product No.	Length	Wt. (lbs.)	Price Ea.
HVDKR-G3	3'	23	\$90.00

Machinery and Rack Guards

- These durable and tough guards help protect your personnel and equipment.
- May be bolted (1/2" dia.) to surface or secured into concrete.

Steel construction provides a barrier that can minimize damage from fork truck and other equipment. Mounting hardware not included. Painted Safety Yellow. FOB Shipping Point.

YELLOW MACHINERY GUARD				
Product No.	Size H x L	Dia.	Wt. (lbs.)	Price Ea.
HHPRO-36-24-4	24 x 36"	4 1/2"	46	\$143.00
HHPRO-48-24-4	24 x 48"	4 1/2"	50	169.00
HHPRO-36-36-4	36 x 36"	4 1/2"	56	174.00
HHPRO-48-36-4	36 x 48"	4 1/2"	63	187.00
HHPRO-36-42-4*	42 x 36"	4 1/2"	69	174.00
HHPRO-48-42-4*	42 x 48"	4 1/2"	76	198.00

HAS-344-4PK (4) 3/8" x 4" Anchor Bolts. Price/4 \$17.30
*Only models with a center bar.

YELLOW RACK GUARD				
HLPRO-36-9-4	9 x 36"	4 1/2"	35	141.00
HLPRO-48-9-4	9 x 48"	4 1/2"	39	156.00
HLPRO-36-16-4	16 x 36"	4 1/2"	42	153.00
HLPRO-48-16-4	16 x 48"	4 1/2"	46	176.00

HAS-344-4PK (4) 3/8" x 4" Anchor Bolts. Price/4 \$17.30

High Profile (HPRO) Machine Guard



Low Profile (LPRO) Machine Guard

PIPE FITTINGS

Kee Klamp® Fittings

- Assembly is fast...just slip pipe in and tighten case hardened set screws with standard hex tool.
- No welding, no threading, no drilling or bolting.

Keep Safety

Strong pipe fittings make it easy and economical to assemble railings, racks, fencing, awning frames, boat docks, stalls, light grid systems and 1001 other applications. Galvanized fittings are ideal for either indoor or outdoor use. Holds up to two tons, with larger size fittings. 100% reusable. Meets or exceeds OSHA requirements for railings. FOB Shipping Point.

Nominal Pipe Size	½"	¾"	1"	1½"	1¾"	2"
Pipe O.D.	.84	1.05	1.315	1.66	1.90	2.375
Kee Klamp I.D.	.87	1.09	1.375	1.72	1.94	2.410
Kee Klamp Suffix No.	-4	-5	-6	-7	-8	-9



Additional Styles & Sizes available – call dealer for details.

Product No.	Pipe Dia.	Price Ea.
Two-Socket Cross		
H26-4	½"	\$16.07
H26-5	¾"	13.32
H26-6	1"	15.23
H26-7	1½"	18.40
H26-8	1¾"	23.37
H26-9	2"	37.75

Product No.	Pipe Dia.	Price Ea.
90°-180° Adj. Outlet		
H19-5	¾"	\$25.40
H19-6	1"	28.27
H19-7	1½"	35.49
H19-8	1¾"	36.59
H19-9	2"	62.23

Product No.	Pipe Dia.	Price Ea.
90° Elbow		
H15-4	½"	\$12.16
H15-5	¾"	11.77
H15-6	1"	12.44
H15-7	1½"	16.45
H15-8	1¾"	20.85
H15-9	2"	32.13

Product No.	Pipe Dia.	Price Ea.
Clamp On Crossover		
H17-5	¾"	\$8.87
H17-6	1"	9.68
H17-7	1½"	13.21
H17-8	1¾"	17.71
H17-9	2"	30.17

Product No.	Pipe Dia.	Price Ea.
Swivel Flange		
HC58-5	¾"	\$23.23
HC58-6	1"	22.45
HC58-7	1½"	25.33
HC58-8	1¾"	27.77
HC58-9	2"	44.55

Product No.	Pipe Dia.	Price Ea.
Single Swivel Socket		
HC50-44	½"	\$18.91
HC50-55	¾"	20.40
HC50-66	1"	20.40
HC50-77	1½"	23.24
HC50-88	1¾"	26.01
HC50-99	2"	52.41

Product No.	Pipe Dia.	Price Ea.
90° Three Socket Tee		
H25-4	½"	\$16.23
H25-5	¾"	16.11
H25-6	1"	15.21
H25-7	1½"	23.89
H25-8	1¾"	26.35
H25-9	2"	38.92

Product No.	Pipe Dia.	Price Ea.
Crossover		
H45-4	½"	\$15.72
H45-5	¾"	15.91
H45-6	1"	12.73
H45-7	1½"	17.84
H45-8	1¾"	20.96
H45-9	2"	33.51

Product No.	Pipe Dia.	Price Ea.
Railing Flange		
H62-5	¾"	\$20.33
H62-6	1"	18.68
H62-7	1½"	21.61
H62-8	1¾"	27.83
H62-9	2"	35.20

Product No.	Pipe Dia.	Price Ea.
Hinge Eye		
H78-5	¾"	\$11.01
H78-6	1"	11.72
H78-7	1½"	11.95
H78-8	1¾"	12.15

Product No.	Pipe Dia.	Price Ea.
Side Outlet Elbow		
H20-4	½"	\$16.73
H20-5	¾"	17.41
H20-6	1"	16.79
H20-7	1½"	24.31
H20-8	1¾"	30.20
H20-9	2"	42.85

Product No.	Pipe Dia.	Price Ea.
Double Swivel Socket		
HC51-555	¾"	\$37.07
HC51-666	1"	35.65
HC51-777	1½"	41.77
HC51-888	1¾"	46.84
HC51-999	2"	88.52

Product No.	Pipe Dia.	Price Ea.
Straight Coupling		
H14-4	½"	\$11.83
H14-5	¾"	11.17
H14-6	1"	11.56
H14-7	1½"	15.32
H14-8	1¾"	17.52
H14-9	2"	24.27

Product No.	Pipe Dia.	Price Ea.
Hinge-Pin		
H83-5	¾"	\$10.32
H83-6	1"	11.15
H83-7	1½"	12.53
H83-8	1¾"	13.80

Product No.	Pipe Dia.	Price Ea.
Wall Flange		
H68-6	1"	\$22.32
H68-7	1½"	29.03
H68-8	1¾"	32.17

Kee Lite Fittings

- Same great features as Kee Klamp® fittings above.
- Call for other sizes not listed.

Made from aluminum, light weight and strong. FOB Shipping Point.

Product No.	Pipe Dia.	Price Ea.
Single Socket Tee		
HL10-6	1"	\$10.15
HL10-7	1½"	12.79
HL10-8	1¾"	16.44
HL10-9	2"	32.68

Product No.	Pipe Dia.	Price Ea.
Three Socket Tee		
HL25-6	1"	\$15.40
HL25-7	1½"	19.23
HL25-8	1¾"	24.15
HL25-9	2"	34.84

Product No.	Pipe Dia.	Price Ea.
Stright Coupling		
HL14-6	1"	\$11.45
HL14-7	1½"	13.79
HL14-8	1¾"	17.53

Product No.	Pipe Dia.	Price Ea.
Two Socket Cross		
HL26-6	1"	\$18.07
HL26-7	1½"	21.60
HL26-8	1¾"	26.00
HL26-9	2"	33.69

Product No.	Pipe Dia.	Price Ea.
90° Elbow		
HL15-6	1"	\$13.16
HL15-7	1½"	16.05
HL15-8	1¾"	21.67
HL15-9	2"	27.67

Product No.	Pipe Dia.	Price Ea.
Railing Flange		
HL62-6	1"	\$18.84
HL62-7	1½"	20.71
HL62-8	1¾"	24.13

Product No.	Pipe Dia.	Price Ea.
Side Outlet Elbow		
HL20-6	1"	\$16.55
HL20-7	1½"	24.23
HL20-8	1¾"	25.84
HL21-6	1"	15.24
HL21-7	1½"	20.69
HL21-8	1¾"	26.09

Product No.	Pipe Dia.	Price Ea.
Wall Flange		
HL68-6	1"	\$22.45
HL68-7	1½"	22.45
HL68-8	1¾"	25.95
HL68-8M*	1¾"	43.59
*Bottom Drilled		

Product No.	Pipe Dia.	Price Ea.
Railing Flange		
HL69-7*	1½"	\$29.08
HL69-8	1¾"	39.40
*With Toe Adapt		

H-L20 Series

H-L21 Series

Galvanized Pipe -- Schedule 40

Bundle of 5 lengths - 7'L. = 35'

H1PIPE 1". Wt. 59 (lbs.) Price Per Bundle \$142.79

H1.25PIPE 1 1/4". Wt. 80 (lbs.) Price Per Bundle \$167.88

H1.5PIPE 1 1/2". Wt. 96 (lbs.) Price Per Bundle \$201.20



Kwik Kit® Safety Railings

- Create a sturdy railing system with no welding or threading.
- Gain the added visible advantage of safety yellow rails.

These railing kits are quick to assemble using only a standard hex tool to tighten the large, easy to use set screws. Pre-packed kits provide 6' post spacing for straight sections, corner sections or extension sections. Rails may be cut where shorter sections are required. Kits may be secured using bolts or chemical anchors attached to the base fittings. Strong and safe, Kwik Kit meets or exceeds OSHA & BOCA Standards. FOB Shipping Point.

- HKWIKSS Corner Kit. Wt. 96 (lbs.) Price Ea. \$492.29
- HKWIKSS Straight Kit. Wt. 96 (lbs.) Price Ea. \$492.29
- HKWIKSE Extension Kit. Wt. 43 (lbs.) Price Ea. \$221.88



SPILL CONTAINMENT & FACILITY PROTECTION




Drip Diverters

- Catch roof leaks and divert them away from offices and equipment.

Large, vinyl-coated fabric catches roof leaks and channels them to standard hose hook-up. Hose can then be directed to proper drainage point. Lightweight (10 oz.) material. Heavy-duty grommets in each corner make installation quick and easy. FOB Shipping Point.

DRIP DIVERTERS			
Product No.	Size	Wt. (lbs.)	Price Ea.
H1785	5 x 5'	2	\$54.29
H1786	7 x 7'	4	81.43
H1787	10 x 10'	8	130.00
H1788	12 x 12'	15	152.86
H1789	15 x 15'	22	230.00
H1790	20 x 20'	22	382.86

H1780 Pipe Drip Diverter, 18" Dia. x 18"H., Wt. 36 (lbs.) Price Ea. \$65.00
 H1782 Optional Drainage Hose, 25 ft., Wt. 5 (lbs.) Price Ea. \$24.29



Corner, Wall and I-Beam Protectors

- Stop costly damage to facility structures.

Help increase plant safety and reduce facility maintenance costs. Safety yellow, polyethylene units maintain appearance without constant upkeep. Hardware kit is included to make installation into any wall surface quick and easy. I-Beam Protector has a modular design, use one Protector for each flange of I-beam. Allows installation on beams obstructed by walls or other structures. Four Protector units completely cover I-beam. Specially designed groove allows for quick and easy installation. No straps or fasteners required. Molded groove simply slides onto I-beam and grips securely. FOB Shipping Point.

CORNER, WALL AND I-BEAM PROTECTORS				
Product No.	Description	Size W x L x H	Wt. (lbs.)	Price Ea.
H1521	I-Beam Protector	7½ x 8½ x 42"	8	\$50.00
H1522	Wall Protector	2 x 6 x 48"	7	44.29
H1523	Corner Protector	5½ x 5½ x 42"	5	52.86

Smoke Stops

- Smoking receptacles keep areas clear of cigarettes butts.

Polyethylene construction will not rust or corrode. Design minimizes smoke exit and water entry. Unique odor-absorbing and fire suppressing filter available. Large, 4-gallon, steel pail holds over 3,000 cigarettes. Steel pail is easily removed, cleaned and replaced. Made with up to 15% recycled polyethylene. Compact shipping size saves up to 50% on freight (parcel shipments and common carrier). FOB Shipping Point.



SMOKE STOPS			
Product No.	Color	Wt. (lbs.)	Price Ea.
H1504	Green	10	\$54.29
H1532	Beige	10	54.29
H1533	Gray	10	54.29
H1546	Black	10	54.29
H1548	Red	10	54.29

Rack Protector


- Heavy-duty magnet makes installation quick and easy.

Protect warehouse racking from damage from forklifts, pallet jacks and other equipment. Heavy-duty magnet holds unit securely in place, no hardware required for installation. Polyethylene construction is maintenance free, no painting or upkeep required. Safety yellow color with contrasting black warning stripes provide excellent visual reference for drivers and other warehouse personnel. Stack multiple units for additional protection. Works with racking up to 4" wide. Size 5½"W x 3¼"D x 15½"H". FOB Shipping Point. H2374 Wt. 1½ (lbs.) Price Ea. \$31.43.



3 Units Pictured

GUARD RAIL & DOOR TRACK PROTECTION



Galvanized Bolt-On Style



Galvanized Drop-In Style



Yellow Finish Bolt-On Style

Structural Guard Rail

- Drop-in and bolt-on styles.

Triple ridge corrugated rails are constructed from 1/8" thick material, made for high impact resistance indoors or out. Bolts and washers are provided with individual rail. Provide easy accessibility with our Drop-In Style rails. Slide rail sections into post saddles for simple assembly. Each Drop-In Style rail section includes two brackets. Bolt-On Style rails are designed for permanent installation. Choose from galvanized material or powder coated yellow finish. FOB Shipping Point.

STRUCTURAL GUARD RAIL						
DROP-IN STYLE (2 BRACKETS INCLUDED PER RAIL)						
Product No.	Color	Height	Guard Length	Mounting Posts Required	Wt. (lbs.)	Price Ea.
HYGR-LO-4	Yellow	15"	41 1/2"	2	58	\$139.00
HYGR-LO-5	Yellow	15"	53"	2	73	\$155.00
HYGR-LO-6	Yellow	15"	65 1/2"	2	85	\$172.00
HYGR-LO-7	Yellow	15"	77 1/2"	2	97	\$189.00
HYGR-LO-8	Yellow	15"	89 1/2"	2	109	\$205.00
HYGR-LO-9	Yellow	15"	101 1/2"	2	121	\$223.00
HYGR-LO-10	Yellow	15"	113 1/2"	2	133	\$239.00
HGGR-LO-4	Galvanized	15"	41 1/2"	2	61	\$168.00
HGGR-LO-6	Galvanized	15"	65 1/2"	2	85	\$207.00
HGGR-LO-8	Galvanized	15"	89 1/2"	2	109	\$247.00
HGGR-LO-10	Galvanized	15"	113 1/2"	2	133	\$287.00
BOLT-ON STYLE						
HYGR-B-4	Yellow	15"	41 1/2"	2	45	\$120.00
HYGR-B-5	Yellow	15"	53"	2	75	\$136.00
HYGR-B-6	Yellow	15"	65 1/2"	2	89	\$152.00
HYGR-B-7	Yellow	15"	77 1/2"	2	99	\$168.00
HYGR-B-8	Yellow	15"	89 1/2"	2	115	\$184.00
HYGR-B-9	Yellow	15"	101 1/2"	2	122	\$202.00
HYGR-B-10	Yellow	15"	113 1/2"	2	135	\$218.00
HGGR-B-4	Galvanized	15"	41 1/2"	2	45	\$143.00
HGGR-B-6	Galvanized	15"	65 1/2"	2	109	\$183.00
HGGR-B-8	Galvanized	15"	89 1/2"	2	129	\$222.00
HGGR-B-10	Galvanized	15"	113 1/2"	2	149	\$262.00
RIGID POSTS						
HYGR-TP18	Yellow	18"	-	-	36	\$100.00
HYGR-TP42	Yellow	42"	-	-	65	\$142.00
HGGR-TP18	Galvanized	18"	-	-	35	\$121.00
HGGR-TP42	Galvanized	42"	-	-	59	\$169.00

HAS-344-4PK Concrete Floor Anchor Bolts (4) 3/8" x 4", Wt. 2 (lbs.)
Price Ea. \$17.30

Floor Mounted Warning Bar

- Protects the bottom panel of the door from damage.
- Reduces repair costs in the event of an accident.

The horizontal warning bar consists of 2 all steel uprights supporting a wood 4x4. If a load hits and breaks the 4x4 it is much easier and cheaper to replace the 4x4 than the door. Damaged door panels can become inoperable creating security problems. Custom sizes available -- contact dealer for details. FOB Shipping Point.



Product No.	FLOOR MOUNTED WARNING BAR Accommodates Door Size	Wt. (lbs.)	Price Ea.
HDWB-88	8 x 8'	358	\$536.00
HDWB-810	8 x 10'	475	\$579.00
HDWB-910	9 x 10'	490	\$593.00
HDWB-1010	10 x 10'	505	\$606.00

Overhead Door TRACK PROTECTORS

- Protect overhead door tracks against damage from fork trucks, or pallet trucks.
- Made of solid steel construction for extra durability.

Base plate is 6" sq. with a 3" notch out and 3/8" dia. mounting holes. Safety yellow powder coat finish for long term wear. FOB Shipping Point.



OVERHEAD DOOR TRACK PROTECTOR			
Product No.	Height	Wt. (lbs.)	Price Ea.
HDSP-24	24 1/2"	13	\$36.00
HDSP-36	36 1/2"	18	\$47.00
HDSP-48	48 1/2"	19	\$58.00

HAS-125 1/2" x 4" anchor bolts. Wt. 1 (lbs.) Price Ea. \$3.80

Structural Guard Rails & Posts

- Drop in style protects personnel and machinery against damage.
- Constructed of structural C-channel 11.5 lbs. per foot for maximum strength.
- Available in standard and custom lengths. FOB Shipping Point.



STRUCTURAL GUARD RAILS				
Product No.	Height	Length	Wt. (lbs.)	Price Ea.
HST-GR-4	8"	48"	56	\$63.00
HST-GR-6	8"	72"	71	\$99.00
HST-GR-8	8"	96"	95	\$142.00
HST-GR-10	8"	120"	118	\$179.00
HST-GR-12	8"	144"	168	\$188.00

TUBULAR MOUNTING POSTS WITH DROP-IN STYLE BRACKET			
Product No.	Height	Wt. (lbs.)	Price Ea.
HSTGR-TP-18DI	18" High Post (accommodates 1 rail)	27	\$130.00
HSTGR-TP-42DI	42" High Post (accommodates 2 rail)	52	\$174.00
HSTGR-TP-60DI	60" High Post (accommodates 3 rail)	95	\$220.00
HSTGR-TP-72DI	72" High Post (accommodates 3 rail)	116	\$267.00
HSTGR-BKT-DI	Extra Post Mounting Bracket	7	\$35.00

Guard Rail Safety System

- Protect people, equipment, buildings and components.
- Rails are galvanized steel for mar, corrosion, collision resistance.

Many applications need just one rail. For more and higher protection use the double rails. Rails bolt to face of posts for maximum strength. End caps finishes off ends. Curved guard rail available. FOB Shipping Point.


Product No.	Rail Length	Height	Wt. (lbs.)	Price Ea.
HGR-4	4' Section	12"	30	\$65.00
HGR-6	6' Section	12"	47	\$97.00
HGR-8	8' Section	12"	56	\$136.00
HGR-12	12' Section	12"	118	\$178.00

Product No.	Description	Height	Wt. (lbs.)	Price Ea.
HGR-SP	Spring Post	24"	19	\$106.00
HGR-TP18	Tubular Post	18"	27	\$98.00
HGR-TP42	Tubular Post	42"	57	\$116.00
HGR-CAP	End Cap	-	5	\$46.00



GUARD RAILS & HAND RAILS

"Save"ty[®] Yellow Products



Highway Stand Guard Rail

POWDER COATED TOUGH™
SAFETY PRODUCTS
LEAD FREE PAINT
MADE IN U.S.A.



Lite Duty Guard Rail

Highway Stand Guard Rail

• Rails are 10 gauge, high-tensile steel.

Drop-in, lift-out design, with sleeves welded to posts, no costly brackets as an afterthought. Posts have 10" x 10" base plates and powder coated steel caps. FOB Shipping Point.

HIGHWAY STAND GUARD RAIL				
Product No.	Length	Wt. (lbs.)	Price Ea.	
HRRIB-2	2'	23	\$77.00	
HRRIB-3	3'	27	87.00	
HRRIB-4	4'	33	107.00	
HRRIB-5	5'	40	111.00	
HRRIB-6	6'	46	121.00	
HRRIB-7	7'	53	131.00	
HRRIB-8	8'	59	141.00	
HRRIB-9	9'	66	151.00	
HRRIB-10	10'	69	161.00	
Product No.	Post Description	Post Height	Wt. (lbs.)	Price Ea.
H4RPE-18	End	18"	35	\$99.00
H4RPIN-18	Inline	18"	35	99.00
H4RPC-18	Corner	18"	35	99.00
H4RPE-42-DBL	End	42"	61	149.00
H4RPIN-42-DBL	Inline	42"	61	149.00
H4RPC-42-DBL	Corner	42"	61	149.00

Lite Duty Guard Rail

Drop-in, lift-out design in 14 gauge, high tensile steel creates awareness and protects for lite duty impacts such as electric pallet trucks, powered stackers, self-dumping hoppers and pallet jacks. FOB Shipping Point.

LITE DUTY GUARD RAIL				
Product No.	Length	Wt. (lbs.)	Price Ea.	
H2LITE	2'	15	\$63.00	
H3LITE	3'	19	73.00	
H4LITE	4'	23	81.00	
H5LITE	5'	28	89.00	
H6LITE	6'	32	97.00	
H7LITE	7'	37	105.00	
H8LITE	8'	41	113.00	
H9LITE	9'	46	121.00	
H10LITE	10'	50	129.00	
Product No.	Post Description	Post Height	Wt. (lbs.)	Price Ea.
H4-LITE-END-18	End	18"	30	\$89.00
H4-LITE-INLINE-18	Inline	18"	30	89.00
H4-LITE-CORNER-18	Corner	18"	30	89.00
H4-LITE-END-42	End	42"	54	129.00
H4-LITE-INLINE-42	Inline	42"	54	129.00
H4-LITE-CORNER-42	Corner	42"	54	129.00

Wall Mounted Bumper Rail

• Much stronger than any plastic guarding.

14 gauge steel bumper rails mount directly to wall. Mount at any height to protect your walls from impact while storing product. Mounting holes at 16" centers. Two rib folds for added durability.

FOB Shipping Point.



WALL MOUNTED BUMPER RAIL				
Product No.	Description	Length	Wt. (lbs.)	Price Ea.
HWALL-2	2' OAL	2'	5	\$49.00
HWALL-4	4' OAL	4'	10	69.00
HWALL-6	6' OAL	6'	15	79.00
HWALL-8	8' OAL	8'	20	89.00
HWALL-10	10' OAL	10'	25	99.00

Modular Hand Railing

Steel hand rail stocked in 4', 6' and 8' sections and priced per foot for easy ordering. FOB Shipping Point.



MODULAR HAND RAILING		
Product No.	Description	Price Per Ft.
H2RAIL	Top and 1 Mid Rail	\$37.00
HKICK Kickplate, 7ga., 4 x 2 x 44", Wt. 1.4 (lbs). Price Ea. 39.00		

All Welded Hand Rail

• Fast, easy installation, just place and anchor down.

2" O.D. round tube with 6" x 6" x 1/4" base plates. Coped midrail, not crushed. 4', 6', and 8' sections are in stock ready to ship. Powder coated steel for long lasting durability. FOB Shipping Point.



ALL WELDED HAND RAIL			
Product No.	Length	Wt. (lbs.)	Price Ea.
HAND-4-WELDED	4'	31	\$169.00
HAND-6-WELDED	6'	38	189.00
HAND-8-WELDED	8'	53	239.00

RACK & POST PROTECTORS

"Save"ty® Yellow Products

Rack and Column Post Protectors

Traditional V-Face

- Available in 12", 18", or 24" high.

Available in 4 1/4" or 5 1/2" clearance. Seismic clearance is 8 1/4".

FOB Shipping Point.

C-Face

3 7/8" clearance, 12" high. FOB Shipping Point.

Outrigger

- Available in 1/4" or 3/8" steel.

Anchors to floor with one anchor. Thick mounting plate behind nose for easy installation. FOB Shipping Point.

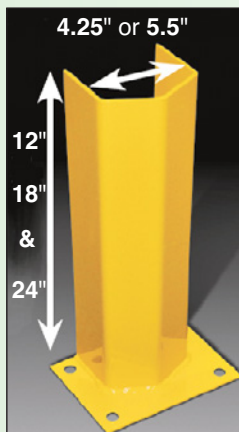
Side Mounted

- Protects rack frame at every beam level.


- "V" shape on front to deflect forks.

Mounts easily to side of rack frame. Bolts through frame. Solid 7 gauge construction. 3 3/4" inside dimension, 12" or 24" high.


FOB Shipping Point.




V-Face



Seismic V-Face



C-Face



Outrigger



Side Mounted

RACK AND COLUMN POST PROTECTORS

Product No.	Description	Height	Wt. (lbs.)	Price Ea.
HPP12C	C-face 3 7/8" clearance	12"	9	\$22.44
HPP12V	V-face 4 1/4" clearance	12"	9	22.44
HPP18V	V-face 4 1/4" clearance	18"	12	29.57
HPP24V	V-face 4 1/4" clearance	24"	16	36.33
HPP12V-5.5	V-face 5 1/2" clearance	12"	11	25.95
HPP18V-5.5	V-face 5 1/2" clearance	18"	14	32.40
HPP24V-5.5	V-face 5 1/2" clearance	24"	17	39.60
HPP12V-8.25	Seismic V-face, 8 1/4" clearance	12"	12	39.00
OUTRIGGER POST PROTECTORS				
HPP-4-OR-14	V-face, 3 1/4" Clear, 1/4" Steel	4"	5	\$16.85
HPP-4-OR-38	V-face, 3 3/8" Clear, 3/8" Steel	4"	5	20.50
SIDE MOUNTED POST PROTECTORS				
HPP-12V-SM	3 3/4" Inside Dim., 3/8" Wall	12"	6	\$14.50
HPP-24V-SM	3 3/4" Inside Dim., 3/8" Wall	24"	9	23.00

Low Profile Rack Guard

- Perfect guards for end of aisles and rows.

4 1/2" outside diameter (sch 40 pipe) with welded ends. 1/2" thick mounting feet. FOB Shipping Point.



LOW PROFILE RACK GUARD

Product No.	Size L x H	Wt. (lbs.)	Price Ea.
HRGR-42	42 x 5"	44	\$138.00
HRGR-48	48 x 5"	51	144.00

End of Aisle Rack Guard

- Heavy Duty floor angle is 1/2" thick x 6" x 4".

Curved end is 12" tall with 8" I.D. to protect the end of aisle rack.

Available in single or double ends.

FOB Shipping Point.



Right End Shown

END OF AISLE RACK GUARD

Product No.	Description	Wt. (lbs.)	Price Ea.
HRG-42DC-1/2	42" Double End	88	\$209.00
HRG-42LC-1/2	42" Left End	74	159.00
HRG-42RC-1/2	42" Right End	74	159.00
HRG-48DC-1/2	48" Double End	97	219.00
HRG-48LC-1/2	48" Left End	83	169.00
HRG-48RC-1/2	48" Right End	83	169.00

Bollards

Economy Models


- 4 1/2" and 5 1/2" O.D.
- Schedule 20 upright.
- 8" x 8" x 1/4" thick base plate.

Standard Models

- 6 1/2" O.D.
- Schedule 40 upright.
- 9" x 9" x 1/2" thick base plate.

Safety yellow for visibility.

FOB Shipping Point.



BOLLARDS

Product No.	Description	Height	Wt. (lbs.)	Price Ea.
HBL14244.5125Y	4 1/2" O.D. with Plastic Cap	24"	17	\$69.00
HBL14364.5125Y	4 1/2" O.D. with Plastic Cap	36"	23	79.00
HBL14424.5125Y	4 1/2" O.D. with Plastic Cap	42"	25	96.00
HBL14245.5125Y	5 1/2" O.D. with Plastic Cap	24"	19	77.00
HBL14365.5125Y	5 1/2" O.D. with Plastic Cap	36"	26	95.00
HBL14425.5125Y	5 1/2" O.D. with Plastic Cap	42"	29	105.00
HBL12246.5040Y	6 1/2" O.D. with Welded Top	24"	50	120.00
HBL12366.5040Y	6 1/2" O.D. with Welded Top	36"	69	149.00
HBL12426.5040Y	6 1/2" O.D. with Welded Top	42"	78	169.00

GATES, RAMPS & COLUMN PROTECTORS

"Save"ty® Yellow Products

Safety Gates

Adjustable Gates

- **2½" adjustability.**

Double gate has built in stop. Standard gate requires post for strike plate. Opens 180°.

FOB Shipping Point.

Telescoping Gates

- **Adjusts every 2"**

Includes a built-in adjustable stop. Opens 160°. FOB Shipping Point.

Aluminum Dock Lift Gates

- **Creates awareness and fall protection.**

42" tall, steel upright with lightweight aluminum arm. Air actuated cylinder holds gate open during deliveries or shipments. FOB Shipping Point.

PickerPal Mezzanine Gates

- **Self closing arms swing closed, each arm is independent.**

Rack frame with height limiter, formed "C" channel with roller guides. FOB Shipping Point.

Dock Gates/Driveway Gates

- **Rotate mounted over a 42" bollard (not included).**

For interior dock or exterior driveway applications. Sizes from 5' to 10', powder coated safety yellow. Add optional bollard with eyelet at the opposite end for security. FOB Shipping Point.



Adjustable



Double



Telescoping



PickerPal



Dock Lift Gate



Rotating Driveway Gate



Rotating Dock Gate

SAFETY GATES				
Product No.	Description	Sizes	Wt. (lbs.)	Price Ea.
HSYP-PS-15-24	Self-Closing Adjustable Gate	14" - 26"	21	\$331.05
HSYP-PS-27-36	Self-Closing Adjustable Gate	26" - 38"	24	341.80
HSYP-PS-40-48	Self-Closing Adjustable Gate	39" - 50"	29	384.65
HSYP-PS-9D	Self-Closing Double Gate	16" - 22"	38	565.00
HSYP-PS-12D	Self-Closing Double Gate	22" - 28"	39	575.00
HSYP-PS-15D	Self-Closing Double Gate	28" - 34"	39	585.00
HSYP-PS-18D	Self-Closing Double Gate	34" - 40"	39	595.00
HSYP-PS-21D	Self-Closing Double Gate	40" - 46"	39	605.00
HSYP-PS-24D	Self-Closing Double Gate	46" - 52"	40	615.00
HSA1736	Self-Closing Telescoping Gate	18" - 36"	38	341.80
HPPGATE-06	PickerPal Mezzanine Safety Gate	6'	30	1,195.00
HPPGATE-08	PickerPal Mezzanine Safety Gate	8'	35	1,245.00
HSYP-DG-08	Dock Lift Gate	8'	44	895.00
HSYP-DG-10	Dock Lift Gate	10'	49	945.00
HSYP-DWGR-5	Dock Gate/Driveway Gate	5'	138	745.00
HSYP-DWGR-6	Dock Gate/Driveway Gate	6'	146	795.00
HSYP-DWGR-7	Dock Gate/Driveway Gate	7'	155	845.00
HSYP-DWGR-8	Dock Gate/Driveway Gate	8'	163	895.00
HSYP-DWGR-9	Dock Gate/Driveway Gate	9'	172	945.00
HSYP-DWGR-10	Dock Gate/Driveway Gate	10'	180	995.00
HSYP-DWGR-BOLL	Mounting Bollard for Rotating Gate	6½" x 42"	78	189.00



Building Column Protectors

EAGLE MFG Yellow Plastic Column Protector with Velcro Straps. Two plastic halves that meet in the center to form a barrier around a building column. Standard sizes ship via truck. Slim size can ship UPS.

FOB Shipping Point.



Standard



Short



Slim

BUILDING COLUMN PROTECTORS -- STANDARD SIZE				
Product No.	Column Size	Dims. H x D	Wt. (lbs.)	Price Ea.
HSYP-C-6-EY	6" Square	42 x 24"	40	\$228.00
HSYP-C-8-EY	8" Square	42 x 24"	40	228.00
HSYP-C-9-EY	9" Round	42 x 24"	40	228.00
HSYP-C-10-EY	10" Square	42 x 24"	40	228.00
HSYP-C-12-EY	12" Square	42 x 24"	40	228.00
BUILDING COLUMN PROTECTORS -- SHORT SIZE				
HSYP-SHORT-6-EY	6" Square	24 x 24"	28	140.00
HSYP-SHORT-8-EY	8" Square	24 x 24"	28	140.00
HSYP-SHORT-10-EY	10" Square	24 x 24"	28	140.00
HSYP-SHORT-12-EY	12" Square	24 x 24"	28	140.00
BUILDING COLUMN PROTECTORS -- SLIM SIZE				
HSYP-BS-6-EY	4 to 6"	42 x 13"	16	132.00


Polyethylene Ramps

- **Shipping Container Ramp provides a portable, lightweight and durable ground level entry method for accommodating hand trucks and dollies.**

- **New Poly Curb Ramp is used for hand trucks or wheeled carts to provide a safe and ergonomically correct method to move heavy loads over curbs or up steps with ease.**

- **Both the Portable and Fixed durable HDPE dockplates are designed for use with two and four wheeled dollies, hand trucks, carts and pallet trucks. The fixed dockplate requires the Installation Kit (sold separately).**

- **FOB Shipping Point.**



POLYETHYLENE RAMPS					
Product No.	Description	Size W x L x H	Cap. (lbs.)	Wt. (lbs.)	Price Ea.
HSYP-E-1794	Curb Ramp, Poly	27 x 27 x 4"	1000	9	\$78.00
HSYP-E-1795SCR	Shipping Container Ramp, Poly	35 x 36 x 6"	750	25	174.00
HSYP-E-1795	Portable Dock Plate, Poly	35 x 26 x 5"	1000	32	188.00
HSYP-E-1797	Portable Dock Plate, Poly	48 x 26 x 5"	750	40	260.00
HSYP-E-1796*	Fixed Dock Plate, Poly (requires installation kit)	35 x 26 x 5"	1000	20	180.00

*HSYP-E-1796KIT Universal Installation Kit of coated steel for metal or concrete dock facings. Wt. 30 (lbs.), Price Ea. \$140.00.

WARNING LIGHTS

"Save"ty[®] Yellow Products



HLook Out 1

HLook Out 2



HLook Out 3 Rack Front



HLook Out 3 Rack Rear



Collision Awareness products are designed to detect both pedestrian and forklift traffic and alert all parties to the danger that exists just around the corner.

40% of all forklift fatalities are caused by an individual being struck or run over by a forklift. Many of these accidents and fatalities can be avoided by warning pedestrians and operators of approaching danger.

The LOOK OUT Sensor Alert Warning System allows for quick and easy recognition of possible hazardous situations. Why take chances when you can avoid accidents and protect your most valuable assets?

Features

- NEW! Honeywell Intellisense[®] sensors.
- Alerts pedestrians when forklifts are crossing
- Significant loss prevention benefits
- Injuries and fatalities, as a result of forklift collisions, can be eliminated
- Unit mounts up and out of the way
- Nothing attached to your forklifts
- Mounting hardware included
- No expensive microwave sensors
- No reflectors required
- Ships UPS insured. FOB Shipping Point

Specs

- Low voltage wiring eliminates the need for conduit by using a 24V transformer installed overhead
- Super bright LED lights with 100,000 hours life
- Sensors are factory pre-set to monitor from inches to 40 feet away
- Sensors rotate side to side and up and down for the best possible detection
- Universal transformer option for hardwire applications from 110V or 227V AC

Options

- NEW! Additional remote sensors available
- Available in stainless steel
- Look Out 1 for outdoor applications with "brilliant" light option
- Low profile models
- Sound option for loud environments or outdoors
- Cooler applications

Choose from 30 models IN STOCK! The most popular models are listed below.

WARNING LIGHTS					
Product No.	Application	Mounting	Size	Wt. (lbs.)	Price Ea.
HLook Out 1	End of rack aisles	On rack	5 x 5 x 14"	6	\$545.00
HLook Out 2	End of rack aisles	On rack	5 x 5 x 24"	12	669.00
HLook Out 3	3-way intersections	Hangs from ceiling	18 x 18 x 13"	28	849.00
HLook Out 3 Rack	3-way intersections	On rack	14 x 12 x 5"	12	689.00
HLook Out 4	4-way intersections	Hangs from ceiling	18 x 18 x 13"	28	989.00
HDock Watcher 1	Monitor one dock door	Hangs from ceiling	18 x 18 x 16"	28	769.00
HDock Watcher 2	Monitor two dock doors	Hangs from ceiling	18 x 18 x 16"	28	917.00
HO/H Door Monitor 2	Monitor high speed and strip doors	On wall	14 x 10 x 10"	15	679.00
OPTIONAL ALARM FOR WARNING LIGHTS					
H-Audible	Add loud audible alarm to any model		N/A	N/A	89.00



HLook Out 4



Alert operators and pedestrians of potential collisions in area blind spots with Collision Awareness.



HDock Watcher 1

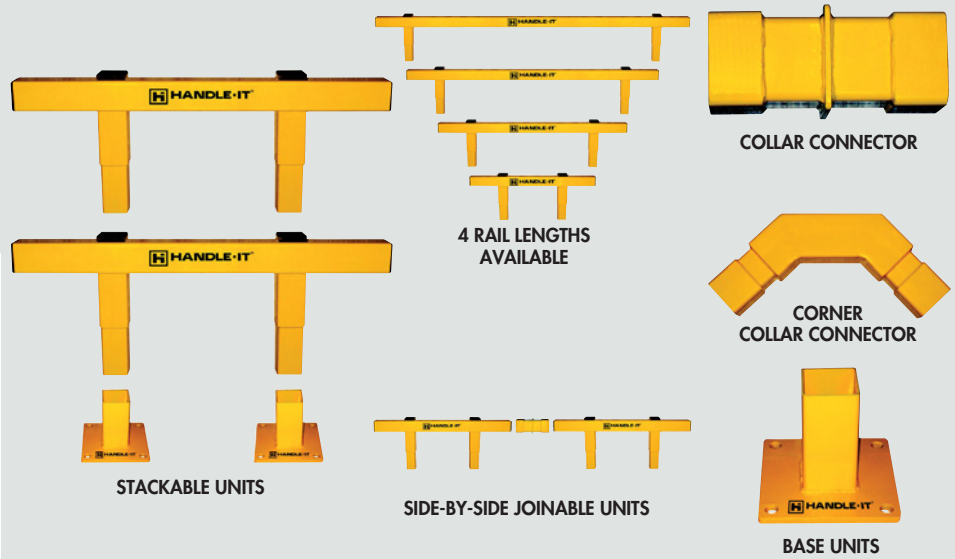
Build-A-Rail Guard Rail

- Heavy-duty guard rails protect property from damage due to forklift impact.
- Customizable and easily assembled.

Build rail systems 1, 2 or 3 rails high by just stacking rail units one on top of the other. Can be coupled together to make runs as long as needed. Make 90° corners by connecting 2 rail systems together with a corner coupler. Available in 4', 6', 8' and 10' length. FOB Shipping Point.

Benefits of Build-A-Rail Guard Rail

- Stackable and side-by-side joinable units provide flexibility in guard rail system design.
- Highly visible, yellow powder coat painted steel units provide a durable and attractive barrier.
- Barriers are designed to withstand impact to keep valuable equipment safe from fork lift traffic.
- Durable and attractive black plastic end caps close ends and tops giving finished look.
- Straight sections and 90° turns are easily accomplished using straight and corner collar connectors.
- Rail sections constructed of sturdy 5/32" wall 4" x 4" steel tube.
- Base units constructed of 5/32" wall 4" x 4" steel tube welded to 5/8" thick 10" x 10" base plates.
- Requires 3/4" wide anchors for mounting - anchors not included.



BUILD-A-RAIL GUARD RAIL					
Product No.	Description	Size H x L	Includes	Wt. (lbs.)	Price Ea.
HBR-4	4'L Build-A-Rail Single Rail	19 x 48"	4 End/Top Caps	56.9	\$131.00
HBR-6	6'L Build-A-Rail Single Rail	19 x 72"	4 End/Top Caps	71.2	163.00
HBR-8	8'L Build-A-Rail Single Rail	19 x 96"	4 End/Top Caps	86.0	199.00
HBR-10	10'L Build-A-Rail Single Rail	19 x 120"	4 End/Top Caps	99.9	222.00
HBR-BASE	Build-A-Rail Base Unit	8 3/4" x 10"	NA	22.9	52.00
H4-PK-WA3-4x4.25	4-pack Mounting Hardware	4 3/4" L	4 Wedge Anchors	0.8	13.00
HBR-CC	Build-A-Rail Collar Connector	3 1/2" x 9"	NA	8.2	21.00
HBR-CCC	Build-A-Rail Corner Collar Connector	3 3/8" x 13 3/4"	NA	23.8	54.00

Floor Mounted Barriers



- Floor-mounted protection equipment that serves as a barrier between forklift traffic and conveyor stands.

Available in sections from 3' length to 10' length in 1' increments. The sections can be joined to make a continuous straight run of any length in 1' increments. Turns of 90° are accommodated through joining two of the 45° angle sections. Includes 1/2" wedge anchors for mounting and connecting hardware. FOB Shipping Point.

Benefits of Floor Mounted Barriers

- Floor mounted barrier sections are constructed of sturdy 7 gauge steel formed into 12" high x 6" wide units.
- Various lengths of floor mounted barrier sections can be joined to make continuous runs.
- Highly visible, yellow powder coat painted steel provides a durable and attractive finish.
- Barriers are designed to withstand impact to keep valuable equipment safe from forklift traffic.
- Straight sections and 90° turns are easily accomplished using straight guard sections and two 45° angle guard sections.
- 5 strengthening gussets are welded to the back of 6' through 10' sections. Shorter sections have 3 gussets.
- Sections can be bolted together with the supplied 5/16" bolts.

TYPICAL 4' FLOOR MOUNTED BARRIER SECTION



90° ANGLE INSTALLATION

FLOOR MOUNTED BARRIERS					
Product No.	Description	Size H x L	No. Gussets	Wt. (lbs.)	Price Ea.
HCG-3	3'L Floor Mounted Barrier	12 x 36"	3	44	\$108.00
HCG-4	4'L Floor Mounted Barrier	12 x 48"	3	56	134.00
HCG-5	5'L Floor Mounted Barrier	12 x 60"	3	67	160.00
HCG-6	6'L Floor Mounted Barrier	12 x 72"	5	82	197.00
HCG-7	7'L Floor Mounted Barrier	12 x 84"	5	93	225.00
HCG-8	8'L Floor Mounted Barrier	12 x 96"	5	105	249.00
HCG-9	9'L Floor Mounted Barrier	12 x 108"	5	115	273.00
HCG-10	10'L Floor Mounted Barrier	12 x 120"	5	128	304.00
HCG-R	5'L Right 45° Floor Mounted Barrier	12 x 60"	3	68	163.00
HCG-L	5'L Left 45° Floor Mounted Barrier	12 x 60"	3	68	163.00

PROTECTIVE EQUIPMENT

Heavy-Duty GUARD RAIL SYSTEMS

- Provides maximum security against fork truck accidents.
- Impact tested with 10,000 lb. load at 4 mph.
- All assembly bolts and floor anchors are included.

Formed, high-tensile steel rails resist buckling. Welded column nuts secure rails to columns. Bolt-On and Lift-Out systems in stock. Rail length is nominal/actual measure is from center to center of columns. Simple installation with pre-welded nuts. Bolts and floor anchors are included. Handle-It's unique lift-out design allows standard columns and rails to be easily converted to lift-out (as pictured) with the use of Lift-Out Adapters. These add approx. 1" to overall length of each rail section and should be installed with the initial design. 1 pr. required for each rail. FOB Shipping Point.



**FORMED,
high-tensile steel
rails resist buckling.**



INDIVIDUAL GUARD RAILS			
Product No.	Description	Wt. (lbs.)	Price Ea.
HHGR-2	2'L Individual Guard Rail	16	\$63.00
HHGR-3	3'L Individual Guard Rail	24	84.00
HHGR-4	4'L Individual Guard Rail	33	101.00
HHGR-5	5'L Individual Guard Rail	43	120.00
HHGR-6	6'L Individual Guard Rail	53	126.00
HHGR-7	7'L Individual Guard Rail	62	150.00
HHGR-8	8'L Individual Guard Rail	70	154.00
HHGR-9	9'L Individual Guard Rail	76	168.00
HHGR-10	10'L Individual Guard Rail	84	181.00

COLUMNS & LIFT-OUT ADAPTERS			
Product No.	Description	Wt. (lbs.)	Price Ea.
HCS-1	18"H Single Rail Column 5" x 5" w/10" Base	37	\$94.00
HCS-2	42"H Single Rail Column 5" x 5" w/10" Base	58	150.00
HLOA	Lift-Out Adapters (Pair)	10	59.00

Note: All assembly bolts and floor anchors are included.



Post Protector



Track Guards

Storage Rack Upright Post Protectors

- Safely protect valuable rack and door installations.
- Helps to keep rack structurally sound and prevent buckling
- Designed to wrap around upright, diverting impact away from protected area.

Post Protectors bolt to floor in front of each upright. Shield uprights from expensive damage. FOB Shipping Point.

STORAGE RACK UPRIGHT POST PROTECTORS			
Product No.	Description	Wt. (lbs.)	Price Ea.
HP12	12"H Post Protector, 4 1/2" Opening	12	\$26.00
HP18	18"H Post Protector, 4 1/2" Opening	18	33.00
HP24	24"H Post Protector, 4 1/2" Opening	24	39.00

Note: Floor anchor wedge bolts not included -- 4 required per post, 1/2" diameter. HWA-0.5 x 4.25 Floor Anchor Wedge Bolts. Wt. 1 (lb.) Price Set of 4 \$12.00

Track Guards

Bolts to floor and wall at each O/H door track -- does not interfere with door operation. Shield tracks and prevent costly downtime and service. FOB Shipping Point.

OVERHEAD DOOR TRACK GUARDS			
Product No.	Description	Wt. (lbs.)	Price Ea.
HTG-48LH	48"H Left hand guard	53	\$110.00
HTG-48RH	48"H Right hand guard	53	110.00

Note: Floor anchor wedge bolts included/wall anchors are NOT included.

Heavy-Duty Storage Rack End Protectors

- Protect rack ends from bumping by vehicular traffic.
- Heavy-duty steel formed floor angles securely welded to durable formed circular steel end pieces.



Right-hand or left-hand units fit most applications -- can be field or factory cut to fit various depth rack installations. Extender angle is available to add to the length of the protector for especially deep rack layouts. Mounting holes on the formed steel floor angles for quick mounting using concrete wedge anchor bolts (not included). Available for single row, right side, left side and back-to-back installations. Right and Left are determined by facing rack end specifying aisle side. Powder coat painted safety yellow color for high visibility. FOB Shipping Point.

HEAVY-DUTY STORAGE RACK END PROTECTORS			
Product No.	Description	Wt. (lbs.)	Price Ea.
HRP-42LH-HD	42"L Left Hand	64	\$137.00
HRP-42RH-HD	42"L Right Hand	64	137.00
HRP-42EX-HD	42"L Extender	46	101.00
HRP-48LH-HD	48"L Left Hand	70	150.00
HRP-48RH-HD	48"L Right Hand	70	150.00
HRP-48EX-HD	48"L Extender	52	115.00
HRP-62EX-HD	62"L Extender	65	136.00
HRP-42-HD (DOUBLE)	42" Double-Ended	80	182.00
HRP-48-HD (DOUBLE)	48" Double-Ended	87	196.00

Anchoring wedge bolts not included.


PROTECT & STORE

JescoGARD™

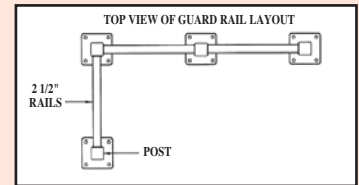
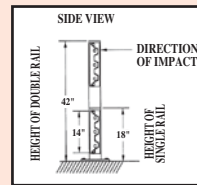
- Acts as both a visual and physical barrier.
- Protects people and property.

Provides secure protection for personnel, docks, conveyors and other equipment. Posts are from 4" x 4" x 1/4" tube. Base plate is 10" x 10" x 3/8" with 4 - 1" holes. All hardware and anchors included. Painted safety yellow. FOB Shipping Point.

STANDARD RAILS			
Product No.	Rail Length	Wt. (lbs.)	Price Ea.
H131003	10' on center	99	\$201.00
H131013	8' on center	80	177.00
H131023	6' on center	62	143.00
H131043	4' on center	42	119.00
LIFT OUT RAILS			
H131006	10' on center	108	245.00
H131016	8' on center	96	215.00
H131026	6' on center	77	186.00
H131046	4' on center	58	165.00
SINGLE RAIL POSTS			
Product No.	Post Height	Wt. (lbs.)	Price Ea.
H131103	18"	39	138.00
DOUBLE RAIL POSTS			
H131123	42"	64	183.00



Lift out Rail



JescoGard™ Machinery & Rack Guards

- The ideal solution to protect expensive machinery and racking.
- All joints are continuously welded for maximum strength.

Constructed of 5" x 5" x 3/16" (7 ga.) tube with 10" x 10" x 5/8" base plates. Painted Safety Yellow. Anchors not included. FOB Shipping Point.

MACHINERY & RACK GUARDS			
Product No.	Rail Size	Wt. (lbs.)	Price Ea.
H131751	36 x 10"	78	\$257.00
H131753	48 x 10"	90	276.00
H131761	36 x 24"	105	305.00
H131763	48 x 24"	116	326.00
H131771	36 x 42"	140	341.00
H131773	48 x 42"	151	386.00

Steel surcharge may apply



JescoGard™ Extra Heavy Duty Welded Rail System

- Designed to meet the most severe guarding needs.
- All joints are continuously welded for maximum strength.

Constructed of 4" square, 3/16" (7 ga.) tubing with 3/8" x 10" x 10" base plates. Painted Safety Yellow. FOB Shipping Point. Anchors not included.

EXTRA HEAVY DUTY WELDED RAIL SYSTEM				
Product No.	Description	Rail Size	Wt. (lbs.)	Price Ea.
H131601	Single straight rail	4' x 15"	86	\$220.00
H131603	Single straight rail	6' x 15"	129	239.00
H131605	Single straight rail	8' x 15"	172	264.00
H131611	Double straight rail	4' x 24"	139	351.00
H131613	Double straight rail	6' x 24"	209	403.00
H131615	Double straight rail	8' x 24"	278	454.00
H131621	Triple straight rail	4' x 44"	192	489.00
H131623	Triple straight rail	6' x 44"	288	565.00
H131625	Triple straight rail	8' x 44"	384	644.00
H131631	Single corner	42 x 42 x 15"	135	420.00
H131633	Double corner	42 x 42 x 24"	220	540.00
H131635	Triple corner	42 x 42 x 44"	305	746.00



BARRIERS & WORKCELLS

Barriers

- Engineered to save up to 75% of set-up time.
- Woven wire mesh panels are securely welded into a strong angle frame with a dark gray paint finish.


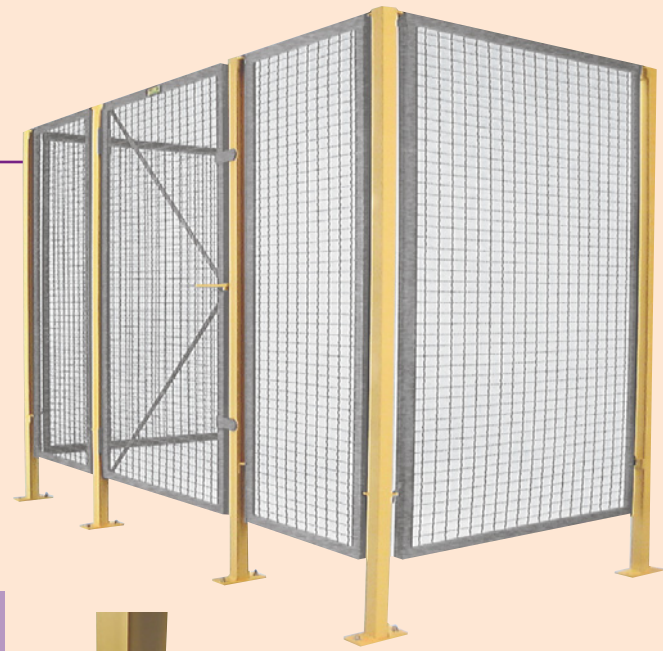
Provides a safe and secure barrier in the work area. All posts are painted safety yellow. Cells can be installed by your in-house personnel – no hired contracting needed. Comes complete with all hardware and floor anchors needed for installation. Each panel and post is packaged then crated for extra protection. Zinc plated hardware. FOB Shipping Point.

Technical Data:

Mesh Opening: 2" x 1" mesh, 10 ga. wire.
 Angle Frame: 1 1/4" x 1 1/4" x 1/2"
 Post: 2" x 2" x 14 ga.
 Door 48"W. x 60"H.

Size L' x W' x H"	2 SIDED			3 SIDED			4 SIDED		
	Product No.	Wt. (lbs.)	Price Ea.*	Product No.	Wt. (lbs.)	Price Ea.*	Product No.	Wt. (lbs.)	Price Ea.*
8 x 8 x 68	H332010	203	\$782.00	H332110	298	\$1,003.00	H332210	363	\$1,235.00
16 x 8 x 68	H332015	299	1,003.00	H332115	378	1,226.00	H332215	508	1,626.00
24 x 8 x 68	H332020	353	1,226.00	H332120	443	1,452.00	H332220	698	2,182.00
32 x 8 x 68	H332025	443	1,452.00	H332125	523	1,676.00	H332225	568	2,235.00
16 x 16 x 68	H332030	363	1,226.00	H332130	523	1,676.00	H332230	668	2,074.00
24 x 16 x 68	H332035	443	1,452.00	H332135	603	1,901.00	H332235	828	2,523.00
32 x 16 x 68	H332040	523	1,676.00	H332140	684	2,125.00	H332240	988	2,973.00
24 x 24 x 68	H332045	523	1,676.00	H332145	763	2,349.00	H332245	988	2,973.00
32 x 24 x 68	H332050	603	1,901.00	H332150	813	2,575.00	H332250	1148	3,421.00

*Crating charges will be added – call for more information.



Post Foot



Bottom Bracket Assembly



Top Bracket Assembly



Door Latch



Door Stop



Cap



Wire Mesh Guarding System


- Helps protect work areas to assure greater safety on the job.
- A practical and affordable physical barrier.

Strong, durable 2 x 1 x 10 gauge woven wire panels can be quickly installed. 8" sweep height. All hardware and floor anchors are included. Send a hand sketch of your layout, we'll do the rest. Panels are painted Dark Gray with Yellow posts. FOB Shipping Point.

PANELS			
Product No.	Size W x H	Wt. (lbs.)	Price Ea.*
H390001	10 x 5'	75	\$176.00
H390011	9 x 5'	70	163.00
H390021	8 x 5'	65	152.00
H390031	7 x 5'	55	139.00
H390041	6 x 5'	50	122.00
H390051	5 x 5'	40	108.00
H390061	4 x 5'	35	91.00
H390071	3 x 5'	25	79.00
H390081	2 x 5'	20	69.00
H390091	1 x 5'	18	58.00
LINE POST			
H392911	68"H.	14	67.00
CORNER 3-4 WAY POST			
H392961	68"H.	14	84.00
DOOR WITH POSTS			
H393111	4' x 5'	73	397.00

*Crating charges will be added – call for more information.

Steel surcharge may apply




Heavy Duty Parts Basket

- All durable baskets feature hemmed channel edge.

Ideal for storing inventory, carrying and cleaning of small parts. Complete with square handle and 2 mesh sizes -- .25" and .50". Open mesh construction permits quick and easy drainage. Stackable up to 5 high at 75 lbs. per basket. FOB Shipping Point.


Product No.	Finish	Size L x W x H	Mesh Opg.	Handle	Wt. (lbs.)	Price Ea.
H630210	Zinc	16 x 10 x 4.25"	0.25"	Square	8	\$66.00
H630220	Zinc	16 x 10 x 4.5"	0.5"	Square	8	56.00
H630230	Zinc	21 x 13.25 x 6"	0.25"	Square	12	75.00
H630240	Zinc	21 x 13.25 x 6"	0.5"	Square	11	70.00
H630250	Zinc	24 x 13.25 x 6"	0.5"	Square	13	76.00
H630010	Stainless	16 x 10 x 4.25"	0.25"	Square	8	182.00
H630020	Stainless	16 x 10 x 4.5"	0.5"	Square	8	156.00
H630030	Stainless	21 x 13.25 x 6"	0.25"	Square	12	249.00
H630040	Stainless	21 x 13.25 x 6"	0.5"	Square	11	208.00
H630050	Stainless	24 x 13.25 x 6"	0.5"	Square	13	228.00

STRUCTURAL FRAMING




T-Slotted Aluminum Extrusion and Components


- T-slotted aluminum extrusion is strong, durable, and aesthetically pleasing.
 - Great for perimeter guarding and workstations, material carts, enclosures and more.
- Easy to cut and assemble. Do it yourself from scratch and add into existing projects. FOB Shipping Point.



10 Series




15 Series



20 Series



30 Series



40 Series



45 Series

STRUCTURAL FRAMING			
Product No.	Size W x D x L	Wt. (lbs.)	Price Ea.
10 SERIES			
HE1010S	1 x 1 x 95"	4.38	\$21.85
HE1020S	1 x 2 x 95"	4.53	37.05
15 SERIES			
HE1515VLS	1½ x 1½ x 95"	7.40	37.05
HE1515LS	1½ x 1½ x 95"	8.88	42.75
HE1515S	1½ x 1½ x 95"	11.50	50.30
HE1530LS	1½ x 3 x 95"	17.59	77.90
HE1530S	1½ x 3 x 95"	20.69	88.35
HE3030S	3 x 3 x 95"	32.22	142.50
20 SERIES			
HE2020S	2 x 2 x 95"	12.34	54.15
HE2040S	2 x 4 x 95"	22.56	99.75
30 SERIES			
HE30-3030	30 x 30mm x 95"	4.69	24.61
HE30-3060	30 x 60mm x 95"	8.27	51.40
40 SERIES			
HE40-4040VL	40 x 40mm x 95"	8.02	43.19
HE40-4040L	40 x 40mm x 95"	10.08	48.26
HE40-4040	40 x 40mm x 95"	13.02	57.91
HE40-4080L	40 x 80mm x 95"	19.38	92.42
45 SERIES			
HE45-4545L	45 x 45mm x 95"	8.49	43.68
HE45-4545	45 x 45mm x 95"	11.14	57.91
HE45-4590L	45 x 90mm x 95"	18.95	98.69
HE45-4590	45 x 90mm x 95"	22.33	113.17
HE45-9090	90 x 90mm x 95"	34.24	205.11



2 Hole Gusset



4 Hole Gusset



8 Hole Gusset

GUSSETS			
Product No.	Description	Wt. (lbs.)	Price Ea.
2 HOLE GUSSET			
HB41321	10 Series	.042	\$3.95
HB43322	15 Series	.125	4.30
HB43323	40 Series	.125	4.30
HB140735	30 Series	.050	2.10
HB140856	45 Series	.132	2.85
4 HOLE GUSSET			
HB41361	10 Series	.094	\$5.65
HB43362	15 Series	.277	6.25
HB43363	40 Series	.277	6.25
HB140705	30 Series	.125	2.95
HB140886	45 Series	.28	6.45
8 HOLE GUSSET			
HB41381	10 Series	.186	\$7.45
HB43382	15 Series	.553	8.95
HB43383	40 Series	.553	8.95
HB140965	30 Series	.213	4.45
HB14116	45 Series	.575	8.75

FASTENERS			
Product No.	Description	Wt. (lbs.)	Price Ea.
END FASTENERS			
HFC33810	Black Zinc w/¼-20 BHSC	.020	\$1.50
HFC33800	Black Zinc w/⅜-18 BHSC	.048	1.60
HFC38950M	Bright Zinc w/M6 x 1.0	.020	1.55
HFC38910M	Bright Zinc w/M8 x 1.0	.048	1.65
SINGLE END FASTENERS			
HFC33831	10 Series	.016	1.20
HFC33890	15 Series	.037	1.30
HFC33890M	40 Single Tab	.037	1.30
ANCHOR FASTENERS			
HFC33950	10 Series	.020	2.90
HFC33600	15 Series	.030	3.10
HFC131860M	30 Series	.020	2.85
HFC38970M	40 Series	.030	3.25
CENTRAL CONNECTOR			
HF140120M	45 Vertical Series	.11	4.70
HF140130M	45 Horizontal Series	.11	4.70



End Fasteners



Single Fasteners



Anchor Fasteners



Central Connectors

All brackets and joining plates must have hardware added.

FASTENERS				
Product No.	Description	Thread	Wt. (lbs.)	Price Ea.
RECOMMENDED FASTENERS ASSEMBLY				
HFC33930	10 Series	¼-20	.017	\$4.40
HFC33650	15 Series	⅜-18	.038	.50
HFC36000M	30 Series	M6 x 12mm	.23	1.15
HFC3220M	40 Series	M8 x 16mm	.103	.72
HFC36190	45 Series	M8 x 18mm	.103	1.15
DROP-IN T-NUTS WITH BALL BEARING				
HF3911Z	10 Series	¼-20	.028	1.60
HF3917Z	15 Series	⅜-18	.026	1.60
HF3915ZM	40 Series	M8 x 1.25mm	.026	1.60
DROP-IN T-NUTS				
HF131170M	30 Series	M6	.022	.74
HF131320M	45 Series	M8	.028	.74



Recommended Fasteners Assembly



Drop-In T-Nuts with Ball Bearing



Drop-In T-Nuts



All brackets and joining plates must have hardware added.



2 Hole Inside Corner Bracket



3 Hole Inside Corner Bracket



4 Hole Inside Corner Bracket



6 Hole Inside Corner Bracket

CORNER BRACKETS			
Product No.	Description	Wt. (lbs.)	Price Ea.
2 HOLE INSIDE CORNER BRACKET			
HB41191	10/25 Series	.025	\$2.90
HB43022	15 Series	.130	2.95
HB43023	40 Series	.130	2.95
3 HOLE INSIDE CORNER BRACKET			
HB41761	10/25 Series	.040	3.85
HB43762	15 Series	.130	4.15
HB43763	40 Series	.130	4.15
4 HOLE INSIDE CORNER BRACKET			
HB41151	10/25 Series	.055	4.05
HB43012	15 Series	.171	4.30
HB43013	40 Series	.171	4.30
6 HOLE INSIDE CORNER BRACKET			
HB41751	10/25 Series	.086	5.40
HB43752	15 Series	.276	6.45
HB43753	40 Series	.276	6.45

STRUCTURAL FRAMING



Your Manufacturing Solutions Provider

All brackets and joining plates must have hardware added.



2 Hole Joining Strip



3 Hole Joining Strip



4 Hole Joining Strip



5 Hole 90° Joining Plate



5 Hole Joining Plate

JOINING STRIPS/PLATES			
Product No.	Description	Wt. (lbs.)	Price Ea.
2 HOLE JOINING STRIP			
HJ41071	10 Series	.031	\$3.40
HJ43072	15 Series	.105	3.45
HJ42073	40 Series	.105	3.45
HJ42075	30 Series	.105	3.45
HJ43076	45 Series	.125	3.55
3 HOLE JOINING STRIP			
HJ41181	10 Series	.152	4.30
HJ43062	15 Series	.160	4.40
HJ43063	40 Series	.160	4.40
HJ43065	30 Series	.156	4.40
HJ43066	45 Series	.164	4.55
4 HOLE JOINING STRIP			
HJ41671	10 Series	.075	4.80
HJ43672	15 Series	.210	4.95
HJ43673	40 Series	.210	4.95
HJ43675	30 Series	.085	4.95
HJ43676	45 Series	.220	5.10
5 HOLE 90° JOINING PLATE			
HJ41511	10 Series	.125	6.30
HJ43512	15 Series	.370	7.10
HJ43513	40 Series	.370	7.10
HJ43515	30 Series	.141	7.10
HJ43516	45 Series	.370	7.10
5 HOLE JOINING PLATE			
HJ41401	10 Series	.121	6.80
HJ43402	15 Series	.370	7.80
HJ43403	40 Series	.320	7.80
HJ43405	30 Series	.141	7.80
HJ43406	45 Series	.370	7.80



Button Head Socket Cap Screws

BUTTON HEAD SOCKET CAP SCREWS				
Product No.	Description	Thread Size	Wt. (lbs.)	Price Ea.
HF30610	10 Series	1/4-20 x 1/2"	.008	\$2.23
HF31110	15 Series	5/16-18 x 3/8"	.017	.29
HF63120M	30 Series	M6 x 12mm	.0079	.37
HF83160M	40 Series	M8 x 16mm	.0171	.35
HF83200M	45 Series	M8 x 20mm	.0191	.41




Economy T-Nuts

ECONOMY T-NUTS				
Product No.	Description	Thread Size	Wt. (lbs.)	Price Ea.
HF3382	10 Series	1/4-20	.010	\$.21
HF3278	15 Series	5/16-18	.021	.27
HF1981ZM	40 Series	M8 x 1.15mm	.023	.32

END CAPS			
Product No.	Size W x H	Wt. (lbs.)	Price Ea.
HH20151	1 x 1"	.004	\$1.05
HH20251	1 x 2"	.004	1.35
HH20261	1 x 3"	.049	1.55
HH20281	2 x 2"	.050	1.55
HH20302	1 1/2 x 1 1/2"	.049	1.35
HH20452	1 1/2 x 3"	.030	1.60
HH20502	3 x 3"	.055	1.85
HH122715PI	30 x 30mm	.005	.74
HH123025PI	30 x 60mm	.0056	.74
HH122626PI	45 x 45mm	.018	1.40
HH122596PI	45 x 90mm	.034	2.00
HH122696PI	90 x 90mm	.069	3.05




End Caps



Wire Panels

WIRE PANELS				
Product No.	Color	Size	Wt. (lbs.)	Price Per Sq. Ft.
HH24749	Black	1/2 x 1/2"	.660/sq. ft.	\$3.10
HH24759	Yellow	1/2 x 1/2"	.660/sq. ft.	3.40
HH24729	Black	1 x 1"	1.32/sq. ft.	2.50
HH24739	Yellow	1 x 1"	1.32/sq. ft.	2.75



Single Wire Mesh Retainers with Back Plates

SINGLE WIRE MESH RETAINERS WITH BACK PLATES				
Product No.	Description	Wt. (lbs.)	Price Ea.	
HH24911	10 Series	.56	\$4.50	
HH24362	15 Series	.177	5.25	
HH24365	30 Series	.58	5.25	
HH24366	45 Series	.181	5.25	

DOOR HINGES				
Product No.	Description	Type	Wt. (lbs.)	Price Ea.
HH20861	10 Series	Heavy Duty	.245	\$6.15
HH20852	15 Series	Heavy Duty	.255	8.00
HH121085	30 Series	Standard Duty	.079	5.05
HH121366	45 Series	Standard Duty	.099	6.10



Door Hinges

DOOR HANDLE			
Product No.	Size	Wt. (lbs.)	Price Ea.
HH20629	Small	.055	\$4.20
HH20619	Medium	.095	6.85
HH20609	Large	.150	8.40



Door Handle

90° DEADBOLT LATCH		
Product No.	Wt. (lbs.)	Price Ea.
HH21079	.321	\$18.90



90° Deadbolt latch

DOUBLE BALL CATCH		
Product No.	Wt. (lbs.)	Price Ea.
HH120199	.837	\$8.30



Double Ball Catch




Cable Mount Block 1/4 Turn

CABLE MOUNT BLOCK 1/4 TURN			
Product No.	Description	Wt. (lbs.)	Price Ea.
HH123141	10/25 Series	.008	\$2.27
HH123169	15/40 Series	.010	1.54
HH123175	30 Series	.009	1.54
HH123156	45 Series	.013	1.54



Tool Hanger

TOOL HANGER			
Product No.	Description	Wt. (lbs.)	Price Ea.
HH20991	10 Series	.014	\$8.40
HH21002	15/40 Series	.031	10.80
HH120165	30 Series	.031	6.25
HH120156	45 Series	.045	6.25



Panel Gasket


PANEL GASKET			
Product No.	Description	Wt. (lbs.)	Price Per Ft.
HH21161	10 Series	.015/ft.	\$.37
HH21152	15 Series	.0250/ft.	.53
HH21153	30 Series	.0250/ft.	.53
HH141606	45 Series	.0290/m.	2.60

WIRE PARTITIONS

High Security WIRE PARTITION SYSTEM


- Designed for security, storage and enclosures
- Ideal for quality control, tool rooms, shipping offices, etc.
- Made of extra heavy duty all welded steel construction
- Easy and quick to assemble

Where maximum security is required, here's the system to do the job. Rugged 2x1x10 ga. woven rectangular mesh keeps unauthorized personnel out. Tough steel angle frame is 1 1/2" x 1 1/2". Panel design is modular with posts between each panel -- reduces installation time. Provide a sketch and we'll do the rest. For complete assembly, hardware and floor anchors are included. Standard 3" sweep height. Wire partition comes pre-engineered for easy installation -- no special tools required. When relocation is required disassembly and assembly is made easy. Allows for full visibility without air, light or heat restrictions. Posts come pre-drilled and ready to install. Padlock lug is standard. (Cylinder lock optional.) Painted Dark Gray. FOB Shipping Point.



Product No.	Size W x L	Wt. (lbs.)	Price Ea.**
H390001	10 x 5'	75	\$176.00
H390011	9 x 5'	70	163.00
H390021	8 x 5'	65	152.00
H390031	7 x 5'	55	139.00
H390041	6 x 5'	50	122.00
H390051	5 x 5'	40	108.00
H390061	4 x 5'	35	91.00
H390071	3 x 5'	25	79.00
H390081	2 x 5'	20	69.00
H390091	1 x 5'	18	58.00
4' HIGH			
H390101	10 x 4'	65	156.00
H390111	9 x 4'	60	142.00
H390121	8 x 4'	55	132.00
H390131	7 x 4'	45	121.00
H390141	6 x 4'	40	105.00
H390151	5 x 4'	35	95.00
H390161	4 x 4'	30	77.00
H390171	3 x 4'	25	69.00
H390181	2 x 4'	18	59.00
H390191	1 x 4'	15	52.00

Steel surcharge may apply




Full Height Slide Doors

Slide doors are mounted outside of enclosure and close right. Track set comes complete with guides and stops.

SINGLE SLIDE DOORS - NO TRANSOM - FULL HEIGHT 8' HIGH			
Product No.	Width	Wt. (lbs.)	Price Ea.**
H391101	3'	80	\$346.00
H391151	4'	99	392.00
H391161	5'	113	443.00
H391171	6'	135	478.00
H391201	8'	172	560.00
H391251	10'	201	626.00
10' HIGH			
H391271	3'	97	439.00
H391281	4'	121	496.00
H391301	5'	138	557.00
H391351	6'	164	600.00
H391391	8'	204	701.00
H391401	10'	247	785.00

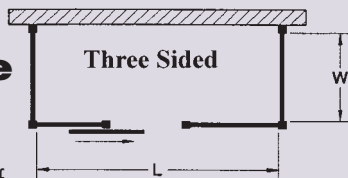
Service Window Panels

Slide up windows are factory installed. Opening is 24"W x 20"H. Can be secured open or closed. Shelf is shipped K.D. H390602 4 x 8' Panel, Wt. 95 (lbs.) Price Ea. \$528.00 H390603 4 x 10' Panel, Wt. 105 (lbs.) Price Ea. \$540.00





**Crating charges will be added - please consult dealer.

How To Layout The Enclosure



Three Sided


- 1) Make a hand sketch of the area showing L x W x H of the enclosure.
- 2) Locate doors and or service windows.
- 3) Ceiling
- 4) Padlock lugs standard or optional cylinder locks.
- 5) Paint Finish? Standard is Dark Gray



Hinge Doors

Standard doors are hinged left - swing out, but can be reversed to hinged right - swing in. Standard height is 7'. Transoms are used with 8' or 10' doors.

HINGE DOORS 1' TRANSOM			
Product No.	Width	Wt. (lbs.)	Price Ea.**
H391611	3'	80	\$302.00
H391641	4'	94	333.00
3' TRANSOM			
H391631	3'	90	324.00
H391661	4'	107	355.00



Dutch Doors

All doors are 7'H and 3'W, hinge left swing out. 8' and 10' doors with transom. Service shelf is 8"W. Shipped K.D.

DUTCH DOORS 1' TRANSOM			
Product No.	Width	Wt. (lbs.)	Price Ea.**
H391711	3'	87	\$461.00
3' TRANSOM			
H391731	3'	96	483.00

Installation Components

A) Adj. Corner

H392101 Wt. 3 (lbs.) Price Ea.** \$52.00

B) Cylinder Lock

H301406 For Slide Doors. Wt. 3 (lbs.) Price Ea. \$80.00
H301402 For Hinge Doors. Wt. 3 (lbs.) Price Ea. \$80.00

C) 3 Way Or Corner Post



H392061 8'H. Wt. 20 (lbs.) Price Ea.** \$90.00
H392081 10'H. Wt. 24 (lbs.) Price Ea.** \$96.00

D) Tube Post

H392011 8'H. Wt. 20 (lbs.) Price Ea.** \$68.00
H392031 10'H. Wt. 24 (lbs.) Price Ea.** \$76.00

E) Door Post

H392161 8'5" Slide Door Post Wt. 20 (lbs.) Price Ea.** \$125.00
H392181 10'5" Slide Door Post Wt. 24 (lbs.) Price Ea.** \$132.00
H392292 8'5" Hinge Door Post Wt. 19 (lbs.) Price Ea.** \$112.00
H392294 10'5" Hinge Door Post Wt. 23 (lbs.) Price Ea.** \$122.00



WIRE MESH SECURITY UNITS



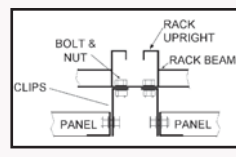
Jesco PalletGard™

- Helps keep objects from falling from loaded pallet racks by using rack guard panels.
- Constructed from 1.25" angle frame and 2 x 1 x 10 ga. rectangular mesh. These PalletGard™ units are easy to install – just bolt clips to pallet rack upright and fasten to panel. Standard panels cover widths of 8', 9' or 10' heights of 4' and 5'. Interconnecting hardware is included. Clips are extra. 1 package of 4 clips required per panel. Clips are designed to fit most standard pallet racks with holes. Spaced on 2" centers. Durable Gray finish. FOB Shipping Point.

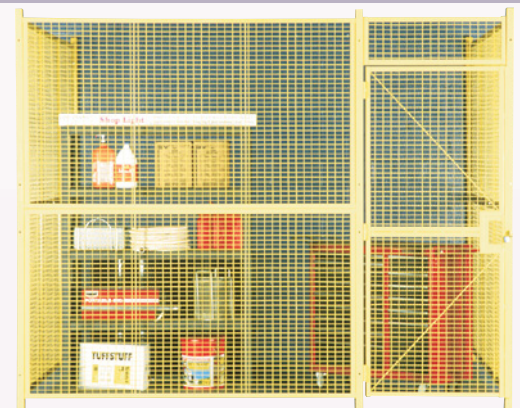
Product No.	Width	Height	Wt. (lbs.)	Price* Ea.
H390167	3½'	3'	14	\$64.00
H390166	3½'	4'	21	75.00
H390165	3½'	5'	26	86.00
H390001	10'	5'	75	176.00
H390011	9'	5'	70	163.00
H390021	8'	5'	65	152.00
H390101	10'	4'	65	156.00
H390111	9'	4'	60	142.00
H390121	8'	4'	55	132.00

Product No.	Length	Wt. (lbs.)	Price Set/4
H393200	1½"	2	\$20.00
H393210	4"	3	28.00
H393220	6"	4	34.00
H393230	8"	5	35.00

*Crating charges will be added – call for more information.



EASY to install.



Steel surcharge may apply

Bulk Storage Lockers

- Designed to grow with your needs.
- Hardware and floor anchors are included

Order one starter unit per run, then attach add-on units as needed. Units are pad-lockable with steel frames which attach easily to existing walls. Single or double tier units are 90" high. All transoms are 12" high. Choice of 3" or 4' widths. Tops and backs are optional. Enamel dark gray finish. Zinc plated hardware.

Single Tier			Add-on Unit			
Door W' x D'	Product No.	Wt. (lbs.)	Price* Ea.	Product No.	Wt. (lbs.)	Price* Ea.
3 x 3	H380305	147	\$368.00	H380365	108	\$271.00
3 x 4	H380310	164	410.00	H380370	116	292.00
3 x 5	H380315	181	452.00	H380375	125	313.00
4 x 3	H380320	153	393.00	H380380	114	298.00
4 x 4	H380325	170	433.00	H380385	122	318.00
4 x 5	H380330	187	477.00	H380390	131	339.00
Double Tier						
3 x 3	H380335	170	435.00	H380395	131	339.00
3 x 4	H380340	195	487.00	H380400	147	372.00
3 x 5	H380345	220	543.00	H380405	154	405.00
4 x 3	H380350	189	467.00	H380410	158	373.00
4 x 4	H380355	208	523.00	H380415	164	407.00
4 x 5	H380360	242	578.00	H380420	187	442.00

*Crating charges will be added – call for more information.

Wire Mesh Enclosures

- Complete enclosure kit
- Easy to assemble

Protect your valuables with these easy to assemble, modular wire mesh enclosures. Sturdy 2" x 1" x 10 ga. wire mesh construction is ideal for machine guarding, tool rooms and isolation areas. Cages are equipped with a 3'w x 7'h single hinge door, padlock lugs and all interconnecting hardware, ceilings not included. Available in a variety of sizes to meet any needs, these units also allow for maximum flexibility when relocating or expanding. Grey paint finish. FOB Shipping Point.

WIRE MESH ENCLOSURES			
Product No.	Size L x W x H	Wt. (lbs.)	Price* Ea.
2 Sided			
H394510	10 x 10 x 8'	450	\$1,081.00
H394520	10 x 20 x 8'	600	1,456.00
H394530	20 x 20 x 8'	650	1,830.00
H394540	10 x 10 x 10'	503	1,200.00
H394550	10 x 20 x 10'	712	1,630.00
H394560	20 x 20 x 10'	917	2,060.00
3 Sided			
H394570	10 x 10 x 8'	525	1,482.00
H394580	10 x 20 x 8'	730	1,861.00
H394590	20 x 20 x 8'	995	2,620.00
H394610	10 x 10 x 10'	635	1,651.00
H394620	10 x 20 x 10'	823	2,082.00
H394630	20 x 20 x 10'	1203	2,941.00
4 Sided			
H394640	10 x 10 x 8'	770	1,966.00
H394650	10 x 20 x 8'	1050	2,748.00
H394660	20 x 20 x 8'	1350	3,517.00
H394670	10 x 10 x 10'	843	2,204.00
H394680	10 x 20 x 10'	1218	3,073.00
H394690	20 x 20 x 10'	1620	3,937.00

*Crating charges will be added – call for more information.

WIRE PARTITIONS & SECURITY CAGES

Welded Wire Partitions & Security Cages

- Use to partition off areas.
- Create security cages.
- Easy to install.

E-Series welded wire partitions provide an ideal way to partition off areas or create security cages without hampering visibility or heat and air circulation. Easy to install and simple to order. They have fewer parts than other style partitions. The welded mesh will not unravel, making cutouts for pipes, etc. much simpler. The entire unit may be relocated or individual components may be replaced or reused. E-Series are our lowest cost wire partitions. FOB Shipping Point.

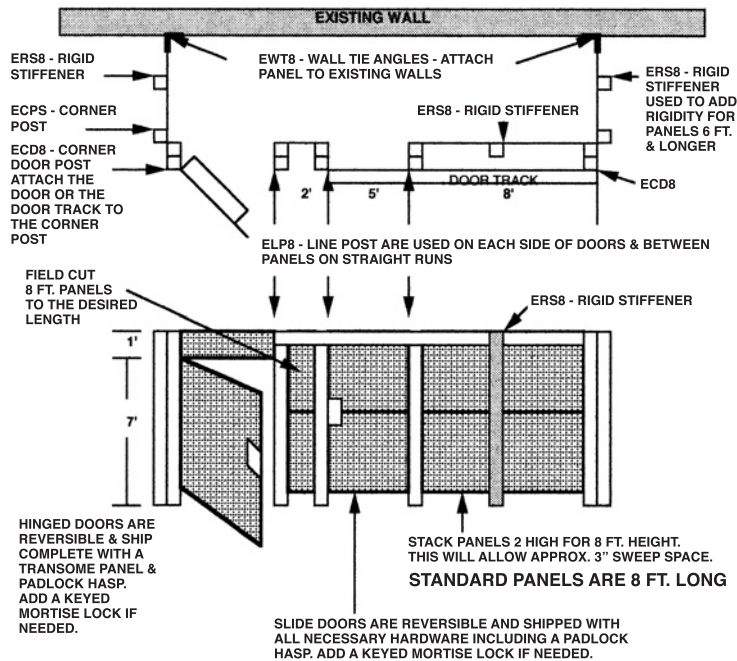
ORDERING PARTS FOR A CUSTOM LAYOUT

E-SERIES & COMPONENTS ARE FURNISHED FOR STANDARD 8 FT. HIGH PARTITIONS.

FOR ORDERING:

1. MAKE A DRAWING OF YOUR LAYOUT
2. INDICATE THE LENGTH OF THE WALLS
3. SHOW THE LOCATION AND TYPE OF DOORS
4. SHOW EXISTING WALLS AND COLUMNS

SAMPLE LAYOUT




Formed Ribs



Line Post



Padlock Hasp



Hinged Mortise Lock

Pre-Engineered Wire Cages

- Ideal for secured storage.
- Multiple installation choices.

Pre-engineered units come with all the necessary parts and hardware included. They are ideal for secured storage or work areas. They can be installed in a corner (2 sided), against a wall (3 sided) or free standing (4 sided). They have a 4' wide x 7' high reversible hinged door complete with a keyed mortise lock. Easy to order since no drawings are required. Shipped knocked down. FOB Shipping Point.

PRE-ENGINEERED WIRE CAGES

W x L	2 SIDED			3 SIDED			4 SIDED		
	Product No.	Wt. (lbs.)	Price Ea.	Product No.	Wt. (lbs.)	Price Ea.	Product No.	Wt. (lbs.)	Price Ea.
8 x 8'	HPE288	481	\$722.92	HPE388	577	\$924.64	HPE488	682	\$1,146.18
8 x 12'	HPE2812	523	794.05	HPE3812	619	995.76	HPE4812	778	1,347.90
12 x 12'	HPE21212	577	924.64	HPE31212	727	1,256.95	HPE41212	886	1,609.08
12 x 16'	HPE21216	631	1,055.23	HPE31216	781	1,387.54	HPE41216	982	1,751.33
16 x 16'	HPE21616	673	1,126.36	HPE31616	865	1,529.79	HPE41616	1129	1,953.05

Product No.	E-SERIES COMPONENTS Description	Wt. (lbs.)	Price Ea.
HEP48	4' x 8' Panel—may be field cut for smaller sizes	27	\$64.66
HELP8	8' Line Post—used to support and connect panels to panels and panels to doors	27	54.06
HECP8	8' Corner Post	27	54.06
HECD8	8' Corner Door Post—used when the door is on a corner or the door track ends at a corner bolted to existing corner post	13	21.20
HERS8	8' Rigid Stiffener Post—adds rigidity to panels between line posts.	15	25.44
HEWT8	Recommended for panels 6' and longer. Wall Tie Angle—connects panels to existing walls	9	18.02
HEHD308	3'W x 8'H Hinged Door	98	210.94
HEHD408	4'W x 8'H Hinged Door	110	220.48
HESD308	3'W x 8'H Slide Door	98	263.94
HESD408	4'W x 8'H Slide Door	110	274.54
HESD508	5'W x 8'H Slide Door	132	332.84
HESD608	6'W x 8'H Slide Door (shipped in 2 pcs.)	171	496.08
HESD808	8'W x 8'H Slide Door (shipped in 2 pcs.)	219	580.88
HESD1008	10'W x 8'H Slide Door (shipped in 2 pcs.)	258	963.54

Note: All doors are furnished with a padlock hasp only. For optional keyed mortise lock add \$54.06.

Add a \$158.00 crating charge to all orders.

STEEL SURCHARGE MAY APPLY

STANDARD DIAMOND MESH PARTITIONS

WOVEN WIRE PARTITION

- A fast and economical way to create security areas.
- Rugged steel wire partitions provide long-lasting security, thanks to years of manufacturing experience.

Here's a way to section off hazard areas, construct tool rooms, maintenance rooms, stock rooms, electrical equipment rooms... all at low cost and fast installation. Partitions are coated with a Gray enamel, providing a long-lasting smooth high-gloss finish. Quality and dependability you can't find in any other partitions. FOB Shipping Point.

Partitions include...

Floor Shoes... High grade iron casting with set screw, plus two slotted holes for floor attachment. Anchors are included.

Top Capping Channels... Are 1 1/2" x 1/2" x 1/8" hot rolled channel. Two fasteners are provided with each channel.

Standard Size Panels... are available in 1', 2', 3', 4', and 5' widths; 7', 8', 9' and 10' heights. Most jobs can be planned around these even foot dimensions.

Stock Hinged Doors... are made in 3' and 4' widths and are 7' high with transom above. No transom on 7' high partition. Unless requested otherwise, doors are supplied hinged left, swing out (viewed from outside partition enclosure).


Sliding Single Doors... are available in 3', 4', 5', 6' widths and are 7' clear with transom above.

Full Height Single Slide Doors... are made to provide overhead height up to the height of the partitioning (8', 9' or 10') and 5', 6', 8' and 10' wide.

All necessary bolts, nuts, clips and floor lags included.



Swing Doors



Slide Doors



Full Height Single Doors

Add \$158.00
Crating charge.
Steel Surcharge
May Apply.

STANDARD WOVEN WIRE PANEL -- PLEASE SEE PRODUCT DESCRIPTION

Width	7' High			8' High			9' High			10' High		
	Product No.	Wt. (lbs.)	Price Ea.	Product No.	Wt. (lbs.)	Price Ea.	Product No.	Wt. (lbs.)	Price Ea.	Product No.	Wt. (lbs.)	Price Ea.
1'	HFP71	23	\$87.25	HFP81	25	\$88.27	HFP91	28	\$104.96	HFP101	31	\$127.18
2'	HFP72	32	95.95	HFP82	35	106.75	HFP92	45	123.62	HFP102	44	135.92
3'	HFP73	40	113.31	HFP83	45	120.85	HFP93	49	126.69	HFP103	58	151.45
4'	HFP74	49	129.92	HFP84	55	137.86	HFP94	59	155.41	HFP104	71	164.24
5'	HSP75	58	131.93	HSP85	64	139.89	HSP95	71	158.91	HSP105	82	172.41
B) SWING DOORS - 7' OPENING												
3'	HCHS307	72	253.21	HCHS308	76	305.00	HCHS309	83	326.13	HCHS310	88	333.14
4'	HCHS407	83	300.32	HCHS408	91	359.02	HCHS409	96	382.68	HCHS410	101	389.86
C) SLIDE DOORS - 7' OPENING												
3'	HCSNT307	85	386.88	HCST308	91	423.85	HCST309	97	441.23	HCST310	101	460.62
4'	HCST407	101	392.80	HCST408	111	430.96	HCST409	116	460.79	HCST410	122	472.23
5'	HCST507	112	413.52	HCST508	128	466.12	HCST509	132	498.56	HCST510	138	515.07
6'	HCST607	125	485.92	HCST608	143	554.62	HCST609	148	587.13	HCST610	153	608.92
D) FULL HEIGHT SINGLE SLIDE DOORS												
5'	HCSS508	207	714.68	HCSS509	223	773.68	HCSS510	242	837.61			
6'	HCSS608	230	794.28	HCSS609	237	864.90	HCSS610	276	961.65			
8'	HCSS808	283	989.42	HCSS809	2951	1,066.22	HCSS810	327	1,154.80			
10'	HCSS1008	315	1,106.19	HCSS1009	3381	1,111.90	HCSS1010	363	1,309.64			

Note: All doors complete with padlock lugs only. For Mortise Lock add Model No. HML. Price Ea. \$82.96

Accessories



Rigid Stiffener Post

Required for panel runs of 15' or more.

Product No.	Height	Wt. (lbs.)	Price Ea.
HCRS-7	7'	22	\$55.87
HCRS-8	8'	25	61.98
HCRS-9	9'	28	70.37
HCRS-10	10'	31	77.93



Wall Fasteners

Securely fastens panel to wall. Set of 4.

Product No.	Wall Type	Price Ea.
HCWF-7M	Masonry	\$7.73
HCWF-7W	Wood	5.57
HCWF-7S	Steel	5.57



Slide-N-Catch Service Window

Slides up to open. Locks closed. 21"H opening with stationary shelves. Price does not include panel.


Product No.	Width	Height	Price Ea.
H507S24	5'	7'	\$308.22



Spano-Panel

Adjusts from 2 1/2" to 12" widths between panels or panel and wall.

Product No.	Height	Wt. (lbs.)	Price Ea.
HISP-07S	7'	18	\$68.32
HISP-08S	8'	21	73.03
HISP-09S	9'	21	82.07
HISP-10S	10'	21	86.32



Corner Posts

One post required for every 90° corner.

Product No.	Height	Wt. (lbs.)	Price Ea.
HCRA-7	7'	7	\$30.66
HCRA-8	8'	8	32.68
HCRA-9	9'	8	35.46
HCRA-10	10'	9	36.93

STORAGE LOCKERS

- Storage lockers are suitable for commercial, industrial, or residential use.
- Open mesh construction permits security without hampering visibility, lighting or circulation.

Sprinkler operations are not inhibited. Doors are shipped pre-hung with hinges securely welded in place. Pre-engineered panels are easily assembled using simple hand tools. Welded padlock hasps on doors. Basic hardware is included. Contact dealer for pricing. FOB Shipping Point.



Single Tier



Double Tier

Single Tier

Ideal for storing large, heavier items. Full height pre-hung hinged doors have a heavy duty steel angle frame.

Double Tier

Useful where space is limited. Reinforced center shelf divides the units and can only be removed by completely disassembling the entire unit.


Door Size	STORAGE LOCKERS			
	SINGLE STARTER		DOUBLE STARTER	
	Product No.	Wt. (lbs.)	Product No.	Wt. (lbs.)
3 x 3'	HSS3375	162	HDS3375	190
3 x 4'	HSS3475	183	HDS3475	218
3 x 5'	HSS3575	202	HDS3575	247
4 x 3'	HSS4375	174	HDS4375	209
4 x 4'	HSS4475	195	HDS4475	239
4 x 5'	HSS4575	214	HDS4575	269
	SINGLE ADD-ON		DOUBLE ADD-ON	
3 x 3'	HSA3375	114	HDA3375	138
3 x 4'	HSA3475	125	HDA3475	155
3 x 5'	HSA3575	135	HDA3575	172
4 x 3'	HSA4375	127	HDA4375	157
4 x 4'	HSA4475	137	HDA4475	176
4 x 5'	HSA4575	147	HDA4575	185

SECURITY EQUIPMENT

Steel Folding Security Gates

- Security gates prevent intrusion by unauthorized personnel.
- Makes it difficult to remove bulky goods from building.
- Made in USA.

Sturdy and dependable security gates are built to LAST! Suggests to potential intruders that system includes other protective devices. Eliminates the cost of guard duty at open doors during working hours. Made of durable 3/8" cold rolled steel channel and riveted back to back with solid steel rivets for maximum strength. Gates over 4' wide roll easily on ball bearing caster on leading edge of gate. Features include security locking bar on single gates and padlock attachment on double gates. Installs easily with all brackets furnished. Black enamel finish. Special sizes are available -- Please call for pricing. FOB Shipping Point.



SINGLE FOLDING GATE						
Product No.	In Use Width	Collapsed Height	In Use Height	Collapsed Width	Wt. (lbs.)	Price Ea.
HSG201*	4½ - 5½'	5½'	5'	11"	40	\$220.00
HSG202*	4½ - 5½'	6'	5½'	10"	45	240.00
HSG203*	4½ - 5½'	6½'	6'	9"	47	260.00
HSG204*	4½ - 5½'	7'	6½'	9"	50	280.00
HSG205*	4½ - 5½'	7½'	7'	9"	50	300.00
HSG206	4½ - 5½'	8'	7½'	11"	69	320.00
HSG207*	5½ - 6½'	5½'	5'	12"	50	260.00
HSG208*	5½ - 6½'	6'	5½'	12"	55	283.08
HSG209*	5½ - 6½'	6½'	6'	12"	57	306.15
HSG210*	5½ - 6½'	7'	6½'	10"	62	329.23
HSG211*	5½ - 6½'	7½'	7'	10"	62	353.85
HSG212	5½ - 6½'	8'	7½'	12"	77	376.92
HSG213*	6½ - 7½'	5½'	5'	12"	70	298.46
HSG214*	6½ - 7½'	6'	5½'	12"	75	326.15
HSG215*	6½ - 7½'	6½'	6'	12"	62	353.85
HSG216	6½ - 7½'	7'	6½'	12"	63	380.00
HSG217	6½ - 7½'	7½'	7'	12"	70	407.69
HSG218	6½ - 7½'	8'	7½'	14"	83	435.38

*UPS-able. All single Gates will lock on the left side unless requested otherwise.

DOUBLE FOLDING GATES						
Product No.	Width	Collapsed Height	In Use Height	Collapsed Width	Wt. (lbs.)	Price Ea.
HDG251*	6-8'	6½'	6'	8"	70	\$360.00
HDG252*	6-8'	7'	6½'	7"	78	386.15
HDG253*	6-8'	7½'	7'	7"	82	413.85
HDG254	6-8'	8'	7½'	9"	104	441.54
HDG255	6-8'	8½'	8	9"	108	469.23
HDG256*	8-10'	6½'	6'	9"	86	449.23
HDG257*	8-10'	7'	6½'	9"	85	483.08
HDG258*	8-10'	7½'	7'	8"	95	518.46
HDG259	8-10'	8'	7½'	9"	119	552.31
HDG260	8-10'	8½'	8	9"	132	583.08
HDG261*	10-12'	6½'	6'	9"	89	540.00
HDG262*	10-12'	7'	6½'	9"	103	595.38
HDG263*	10-12'	7½'	7'	9"	100	620.00
HDG264	10-12'	8'	7½'	11"	133	661.54
HDG265	10-12'	8½'	8	10"	127	703.08
HDG266*	12-14'	6½'	6'	11"	123	627.69
HDG267*	12-14'	7'	6½'	10"	114	675.38
HDG268	12-14'	7½'	7'	10"	118	723.08
HDG269	12-14'	8'	7½'	12"	143	772.31
HDG270	12-14'	8½'	8	12"	162	820.00
HDG271	14-16'	6½'	6'	12"	133	716.92
HDG272	14-16'	7'	6½'	11"	138	772.31
HDG273	14-16'	7½'	7'	11"	142	826.15
HDG274	14-16'	8'	7½'	13"	152	880.00
HDG275	14-16'	8½'	8	13"	180	938.46

*UPS-able.



Door Gate

- For entry doors.
- Pivots out of the way when not in use.
- Made in USA.

Fits all sizes – widths from 24" to 48"W. and heights from 61" to 83". Easily mounts in the recess of the door frame or the outside wall adjacent to the door frame. Can be mounted to lock on left or right. FOB Shipping Point.

Product No.	Width	Collapsed Height	In Use Height**	Wt. (lbs.)	Price Ea.
HD61*	24-48"	61"	-1"/Ft.	32	\$126.15
HD63*	24-48"	63"	-1"/Ft.	35	126.15
HD66*	24-48"	66"	-1"/Ft.	38	129.23
HD68*	24-48"	68"	-1"/Ft.	39	129.23
HD71*	24-48"	71"	-1"/Ft.	40	130.77
HD73*	24-48"	73½"	-1"/Ft.	42	135.38
HD76*	24-48"	76"	-1"/Ft.	44	138.46
HD79*	24-48"	79"	-1"/Ft.	46	140.00
HD81*	24-48"	81"	-1"/Ft.	48	140.00
HD83*	24-48"	83"	-1"/Ft.	50	143.08

*Ships UPS
**Doors gates will drop 1" per foot upon expansion.

Portable Gates

- Ideal for hallways, cafeterias and construction areas.

Movable security gates lock to walls with simple padlock hasp arrangement included. 6½' high when folded, fits through standard door openings. Stores out of sight when not in use. FOB Shipping Point.



PORTABLE GATES						
Product No.	In Use Width	Collapsed Height	In Use Height	Collapsed Width	Wt. (lbs.)	Price Ea.
HPG665*	5 - 6'	6½'	6'	10"	80	\$566.15
HGP1265*	10 - 12'	6½'	6'	20"	150	981.54

*UPS-able

MODULAR WALL & BUILDING SYSTEMS



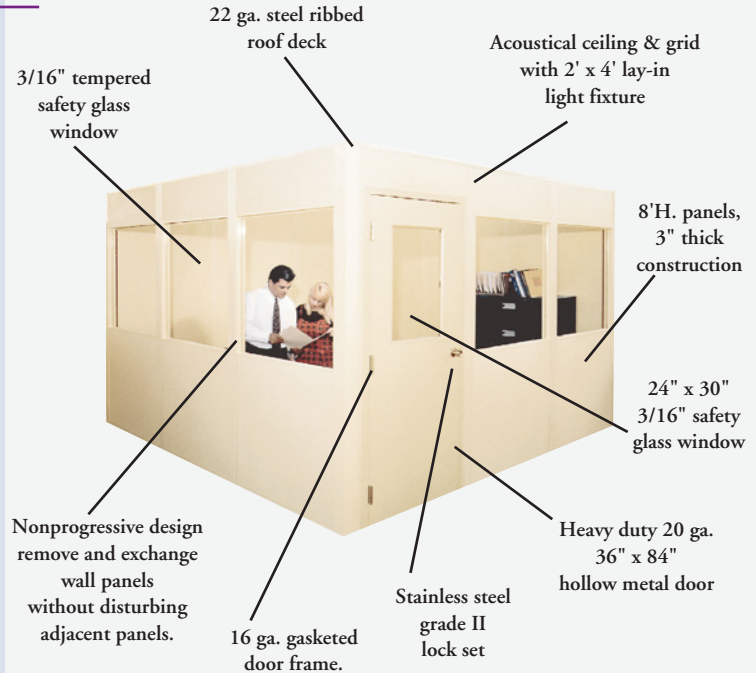
ValueWall™ Systems

- Ideal for every commercial, institutional and industrial operation..
- Fast and clean to install – flexible and economical.

The perfect way to construct walls. ValueWall™ systems provide “building blocks” for modular building systems. With multiple systems and numerous wall types, core options, coating and panel finishes, there is the perfect solution to your application and budget. FOB Shipping Point.

In-Plant Offices Include...


- Appropriate number of 8'H. x 3" thick wall panels, channels, posts, corners, fascia, door lockset, fasteners and hardware.
- One right-hand swing 36"W. x 84"H. steel door. See Accessories for door windows. Pre-hung tan door with stainless steel grade II knob lock and hardware.
- Lay-in acoustical ceiling white, 2x4' grid and mineral tiles.
- Circuit breaker included.
- 22 ga. steel ribbed roof deck.
- Appropriate number of light fixtures to provide 75' candles of lighting per unit.
- Complete bill of materials and layout design.
- All dimensions are nominal centerline of wall. Ceiling height is 90".
- All buildings include pre-wired modular electric.
- Windows are included in base price. Specify how many you need.



VALUEWALL™													
COMPLETE 4 WALL BUILDING						COMPLETE 3 WALL BUILDING						COMPLETE 2 WALL BUILDING	
Size L x W x H	Lights	Product No.	Outlets	Wt. (lbs.)	Price Ea.	Product No.	Outlets	Wt. (lbs.)	Price Ea.	Product No.	Outlets	Wt. (lbs.)	Price Ea.
8' x 8' x 8' 2 1/4"	1	HRVW88-4	2	2880	\$4,140.00	HRVW88-3	2	2320	\$3,287.20	HRVW88-2	1	1760	\$2,434.40
8' x 10' x 8' 2 1/4"	1	HRVW810-4	3	3320	4,748.60	HRVW810-3	3	2620	3,682.60	HRVW810-2	2	2060	2,829.80
8' x 12' x 8' 2 1/4"	2	HRVW812-4	3	3760	5,357.20	HRVW812-3	3	2920	4,078.00	HRVW812-2	2	2360	3,225.20
10' x 10' x 8' 2 1/4"	2	HRVW1010-4	3	4000	5,630.50	HRVW1010-3	3	3300	4,564.50	HRVW1010-2	2	2600	3,498.50
10' x 12' x 8' 2 1/4"	2	HRVW1012-4	3	4280	6,056.90	HRVW1012-3	3	3580	4,990.90	HRVW1012-2	2	2740	3,711.70
12' x 12' x 8' 2 1/4"	2	HRVW1212-4	4	4800	6,756.60	HRVW1212-3	3	3960	5,477.40	HRVW1212-2	2	3120	4,198.20
12' x 16' x 8' 2 1/4"	3	HRVW1216-4	4	5840	8,156.00	HRVW1216-3	3	4720	6,450.40	HRVW1216-2	2	3880	5,171.20
12' x 20' x 8' 2 1/4"	4	HRVW1220-4	4	6880	9,555.40	HRVW1220-3	4	5480	7,423.40	HRVW1220-2	3	4640	6,144.20



ValueWall™...the industry's full-featured price leader that offers great performance benefits. 4 mil vinyl over 5/8" gypsum with an expanded polystyrene core. STC:30-35. R Value – 9. Meets Class A building code requirements.



Optional RuggedWall™...utilizes heavy duty steel sheets laminated to the wall surface for added protection and durability. Contact dealer for details.



Optional CleanWall™...ideal for specialty enclosures where a cleanable, durable steel surface and thermal insulation are important. Contact dealer for details.

Accessories

Air Conditioner Kits:

HA/C2 A/C kit for 200 SF is 8,000 BTU A/C with heat pump. Wt. 90 (lbs.) Price Ea. \$1,281.25
 HA/C4 A/C kit for 400 SF is 12,000 BTU A/C with heat pump. Wt. 113 (lbs.) Price Ea. \$1,500.00
 Includes panel cutout and modular pre-wired outlet.

Door Glass:

If you would like a door with a safety glass window, please order when ordering your ValueWall™ System. Door Glass is size 24" x 30" x 3/8" thick tempered safety glass.
 HDL-1 Door Glass Wt. 30 (lbs.) Price Ea. \$112.50

Custom Solutions

Whatever your project or scope, National Partitions modular building systems include endless applications to solve your space problems quickly and for much less than conventional construction methods. Contact dealer for pricing if building requires seismic consideration.



Guard Buildings...

Designed for demanding weather conditions. These structures are ideal as fixed offices. Forkliftable, prewired and ready for occupancy.



Vision Towers...

Clear wide spans allow open space below for work areas. Can be designed to meet seismic zone requirements.



Two Story...

Allows for maximum use of limited space. Excellent for supervisory offices with a clear view of work areas.

MODULAR BUILDINGS & OFFICES



Perfect for any Commercial, Institutional or Industrial Facility

All pre-packaged systems include the following:

- 8 ft. High Panels, Raceways, Framing Channels, Fasteners, Hardware and Easy Step Installation Instructions.
- Energy Efficient T-8, 2 x 4 Fluorescent Inlay Lighting (Bulbs Not Included).
- UL Classified Raceways, UL Listed Outlets and Switches (Modular Wiring Optional-Snaps Together in Minutes).
- Anti-Corroding Tempered Aluminum Frame System.
- Pre-Hung Hollowcore 3068 Door with Grade 2 Locking Knob.
- Commercial Grade 2 x 4 Grid Ceiling System with Fissured Tiles.
- 20-gauge Ribbed Steel Roof System.
- Single Phase Breaker Box (Breakers Included).
- Complete Bill of Materials and Floor Plan.
- Update to Designer Colors free! Choose from Sun Kissed, Copper, or Ultra Violet – please specify. Standard colors are Off-White, Gray, or Vermont Gray – please specify.
- No Patching or Painting. Easy to Clean.
- FOB Shipping Point.

•Rapid Assembly •Flexibility •100% Reusable •Tax Savings •Minimal Down Time
Economical 2 Inch Wall System Available, Call for Pricing.

Integra 400, 4" Wall System:
R-Value = 15 STC = 36

← 4" →



Full 4 Inch Thick Wall System

- Great Sound Privacy
- Tough and Durable

Standard Colors



Designer Color Collection



Your Project. Our Passion.



Full Height Glass Walls shown.
Ask dealer for details.

INTEGRA 400 BUILDING SYSTEMS

W x L 8' High	Std. Lights	110v Outlet	4 WALL SYSTEM			3 WALL SYSTEM			2 WALL SYSTEM		
			Product No.	Wt. (lbs.)	Price Ea.	Product No.	Wt. (lbs.)	Price Ea.	Product No.	Wt. (lbs.)	Price Ea.
8' x 8'	1	3	H408084	1,419	\$2,858.23	H408083	1,288	\$2,499.63	H408082	1,157	\$2,003.53
8' x 10'	1	3	H408104	1,592	3,429.32	H408103	1,420	2,627.76	H408102	1,289	2,269.12
8' x 12'	2	3	H408124	1,554	3,742.85	H408123	1,338	3,059.31	H408122	1,194	2,563.21
10' x 10'	2	3	H410104	1,884	3,726.20	H410103	1,734	3,144.64	H410102	1,584	2,508.09
10' x 12'	2	3	H410124	2,057	4,036.42	H412103	1,837	3,372.99	H412102	1,727	2,708.93
12' x 12'	2	3	H412124	2,252	4,674.19	H412123	2,050	3,900.74	H412122	1,848	3,127.31
12' x 16'	3	5	H412164	2,687	5,055.13	H412163	2,414	4,279.35	H412162	2,212	3,615.92
12' x 20'	4	5	H412204	3,123	6,536.07	H412203	2,779	5,207.95	H412202	2,577	4,434.52
16' x 16'	4	5	H416164	3,138	6,629.99	H416163	2,865	5,579.21	H416162	2,592	4,528.45
16' x 20'	6	6	H416204	3,664	7,745.61	H416203	3,320	6,417.49	H416202	3,047	5,366.72
20' x 20'	6	6	H420204	4,280	8,776.14	H420203	3,936	7,448.03	H420202	3,592	6,119.92
20' x 30'	8	8	H420304	4,690	11,592.56	H420303	4,163	9,541.82	H420302	3,819	8,213.70
20' x 40'	12	10	H420404	7,382	14,468.32	H420403	6,683	11,753.52	H420402	6,339	10,425.42

More Modular Solutions



- Two Story Buildings
- Exterior Buildings and Guard Houses
- Mezzanine Supported Buildings
- Controlled Environment Enclosures



- Supervisory Vision Towers
- Break / Lunch Rooms
- CMM Enclosures
- Machine Enclosures
- Full Height Partitions
- Conference Rooms
- Cleanrooms
- Security Booths
- Press Boxes



- Multi-Media Rooms
- Smoking Shelters
- Safety Guard Rail
- Whse. Separation Walls
- Bio-Safety Laboratories
- Service Booths
- Storage Rooms
- Working Platforms
- Recreational Rooms



New V-TEX
Powder Coat
Color Texture
Matching Available



Product No.	Description	Wt. (lbs.)	Price Ea.
H4FWIN	Fixed Window SG Temp	26	\$164.52
H4SWIN	Sliding Window SG Temp	30	348.04
H4OUT	110 V Outlet - 15 AMP	1	15.82
H4PHDAT	Phone & Data - Cat 3 & 5	1	15.32
H4HVAC12	12k BTU HVAC-Heat/Cool	76	1,089.17
H4HVAC16	16k BTU HVAC-Heat/Cool	96	1,135.56
H4WDR	3068 HC Wood Door	38	359.12
H4SDR	3068 Steel Door	115	1,020.24
H4DWDR	6068 HC Wood Door	76	870.10
H4DSDR	6068 Steel Door	230	1,487.20
H4VISLT	20x24 Door Window	9	116.01
H4PCFRM	Powdercoat Framing L/F	1	16.12

Additional Accessories: (call for pricing)

Permit Packages, Tinted Glass, Solid Core and Metal Doors, Sliding Doors, Dual Pane Glazing, Load Bearing Roofs, ADA Approved Hardware and more.



Made in the USA

FAST Shipping from one of our multiple locations.



UL Classified System



ICC Approved



LEED Certified Staff



Multiple Manufacturing Facilities



Green Environment Friendly


FLOOR MATTING

Waterhog Fashion

- Environmentally friendly entrance matting.

Guaranteed to outperform all vinyl backed and rental mats. The ideal combination of durable 24 ounce fabric with a fashionable look. Certified by the National Floor Safety Institute as an Anti-Slip matting reducing slips and falls. Available in Medium Brown, Dark Brown, Charcoal, Red/Black, Medium Gray, Evergreen, Bordeaux and Navy – please specify. FOB Shipping Point.

WATERHOG FASHION			
Product No.	Size W x L	Wt. (lbs.)	Price Ea.
H280-34	3 x 4'	9	\$47.77
H280-35	3 x 5'	12	59.71
H280-38	3 x 8'	17	110.18
H280-310	3 x 10'	21	119.38
H280-312	3 x 12'	26	165.25
H280-316	3 x 16'	35	220.35
H280-46	4 x 6'	18	95.51
H280-48	4 x 8'	23	146.91
H280-410	4 x 10'	29	159.20
H280-412	4 x 12'	35	220.35
H280-416	4 x 16'	47	293.80
H280-68	6 x 8'	35	220.35
H280-612	6 x 12'	52	330.52



WaterHog ECO Elite

- Easy to clean, resists fading and is UV stable.

Permanent rubber reinforced face yarn provides the highest performance for removing soil and water. The face yarn is made from 100% post-consumer recycled PET Polyester fabric from drink bottles. The 30-ounce Tri-denier fiber system is designed for heavy traffic in commercial and industrial entrances. Color Line available in Black Smoke, Indigo, Southern Pine, Gray Ash, Maroon, Chestnut Brown, Khaki and Regal Red – please specify. WaterHog ECO Elite features a rubber border. WaterHog ECO Elite Fashion Border features a fabric border. FOB Shipping Point.

WATERHOG ECO ELITE			WATERHOG ECO ELITE FASHION BORDER			
Size W x L	Product No.	Wt. (lbs.)	Price Ea.	Product No.	Wt. (lbs.)	Price Ea.
3 x 4'	H2240-34	11	\$62.72	H2241-34	11	\$62.72
3 x 5'	H2240-35	13	78.42	H2241-35	13	78.42
3 x 8 1/2'	H2240-38	20	144.91	H2241-38	20	144.91
3 x 10'	H2240-310	24	156.80	H2241-310	24	156.80
3 x 12 1/2'	H2240-312	30	217.37	H2241-312	30	217.37
3 x 16'	H2240-316	40	289.82	H2241-316	40	289.82
4 x 6'	H2240-46	19	125.45	H2241-46	19	125.45
4 x 8 1/2'	H2240-48	26	193.22	H2241-48	26	193.22
4 x 10'	H2240-410	31	209.08	H2241-410	31	209.08
4 x 12 1/2'	H2240-412	38	289.82	H2241-412	38	289.82
4 x 16'	H2240-416	50	386.43	H2241-416	50	386.43
6 x 6'	H2240-66	30	217.37	H2241-66	30	217.37
6 x 8 1/2'	H2240-68	38	304.31	H2241-68	38	304.31
6 x 12 1/2'	H2240-612	59	441.97	H2241-612	59	441.97



WaterHog ECO Elite Shown.



ENVIRO PLUS™

- Backing is post-consumer recycled tires and EPDM (post-industrial waste rubber).

Earth friendly 30 oz./sq. yd. 100% post-consumer recycled PET fabric reclaimed from plastic drink bottles. Recycled content is 89% of total product weight. Anti-static mat is effective as a wiper mat in entryways. Smooth backing only. Recommended for commercial use in buildings, hotels, office buildings and more. Available in Black Smoke, Indigo, Southern Pine, Grey Ash, Maroon, Chestnut Brown, Khaki and Regal Red -- please specify. FOB Shipping Point.

ENVIRO PLUS™			
Product No.	Size W x L	Wt. (lbs.)	Price Ea.
H2202-34	3 x 4'	9	\$46.62
H2202-35	3 x 5'	12	60.09
H2202-38	3 x 8'	19	99.46
H2202-310	3 x 10'	23	120.18
H2202-312	3 x 12'	28	147.13
H2202-316	3 x 16'	37	195.82
H2202-46	4 x 6'	19	91.92
H2202-48	4 x 8'	25	127.88
H2202-410	4 x 10'	31	154.53
H2202-412	4 x 12'	37	189.16
H2202-416	4 x 16'	49	251.76
H2202-68	6 x 8'	37	222.73
H2202-612	6 x 12'	55	329.44



ANTI-FATIGUE MATTING

Hog Heaven 5/8" & 7/8" Thick

• **Standing on these anti-fatigue mats is just plain Hog Heaven!**

An excellent anti-slip, anti-fatigue mat when wet. Slip coefficient of .86 – Certified by the National Floor Safety Institute. Electrically conductive with an electrical rating of 10 to the 4th ohms. Welding safe. 100% Nitrile rubber surface ages gracefully, minimizing cracking, tearing and rippling of the borders. May be pressure washed or hosed off for easy cleaning. Available in 5/8" or 7/8" thickness with Solid Black or Striped Yellow Borders for danger alerts. FOB Shipping Point.




HOG HEAVEN -- 5/8" THICK					
Size W x L	Wt. (lbs.)	BLACK		BLACK, YELLOW STRIPED BORDER	
		Product No.	Price Ea.	Product No.	Price Ea.
2 x 3'	6.6	H421-23	\$37.26	H423-23YB	\$45.55
3 x 5'	16	H421-35	90.09	H423-35YB	104.51
3 x 12'	37.3	H421-312	220.62	H423-312YB	255.94
4 x 6'	25.6	H421-46	149.78	H423-46YB	167.09
CUSTOM CUT LENGTHS			Price Per Linear Ft.	Price Per Linear Ft.	
33"W.	3.2/Lin. ft.	H421-33C	20.92	H423-33YBC	24.97
46"W.	4.3/Lin. ft.	H421-46C	27.91	H423-46YBC	33.31
58"W.	4.6/Lin. ft.	H421-58C	39.78	H423-58YBC	44.55

60' max. length

HOG HEAVEN -- 7/8" THICK					
Size W x L	Wt. (lbs.)	BLACK		BLACK, YELLOW STRIPED BORDER	
		Product No.	Price Ea.	Product No.	Price Ea.
2 x 3'	7.1	H422-23	\$42.25	H424-23YB	\$50.54
3 x 5'	17.2	H422-35	101.95	H424-35YB	116.37
3 x 12'	40.3	H422-312	249.91	H424-312YB	285.23
4 x 6'	27.6	H422-46	169.68	H424-46YB	186.98
CUSTOM CUT LENGTHS			Price Per Linear Ft.	Price Per Linear Ft.	
33"W.	3.5/Lin. ft.	H422-33C	23.62	H424-33YBC	27.62
46"W.	4.6/Lin. ft.	H422-46C	31.51	H424-46YBC	36.85
58"W.	5.3/Lin. ft.	H422-58C	44.88	H424-58YBC	50.28

60' max. length



Cushion Max
Solid Deck
H414

Cushion Max Anti-Fatigue Mats

- **May be used in Food Service wet or dry areas.**
- **Available with drainage holes or solid deck top.**

Cushion Max will not allow bacteria growth, extending the durability of this comfortable mat. The embossed diamond surface is slip-resistant. Produced with 5/8" Nitrile/PVC foam with all 4 sides beveled providing safe access coming and going. These mats are extremely comfortable, economically priced and are twice as durable as vinyl foam products. Available in 24", 36", 48" widths up to 45-feet in length. Custom lengths available in one foot increments up to 45-feet in length. Available in Charcoal. FOB Shipping Point.

Size W x L	CUSHION MAX WITH HOLES			CUSHION MAX SOLID DECK		
	Product No.	Wt. (lbs.)	Price Ea.	Product No.	Wt. (lbs.)	Price Ea.
2 x 3'	H413-23	4	\$22.37	H414-23	4	\$22.37
3 x 5'	H413-35	8	55.91	H414-35	8	55.91
3 x 12'	H413-312	18	134.18	H414-312	18	134.18
4 x 6'	H413-46	12	89.46	H414-46	12	89.46
CUSTOM CUT LENGTHS			Price Per Linear Ft.	Price Per Linear Ft.		
2"W.	H413-2C	1.1/Lin.Ft.	9.03	H414-2C	1.1/Lin.Ft.	9.03
3"W.	H413-3C	1.5/Lin.Ft.	12.89	H414-3C	1.5/Lin.Ft.	12.89
4"W.	H413-4C	2/Lin.Ft.	17.72	H414-4C	2/Lin.Ft.	17.72



45' max. length

Hog Heaven™ II Linkable Mats

- **Outstanding anti-fatigue qualities for dry areas.**
- **Welding safe.**

Solid 20% recycled Nitrile Rubber top surface has excellent chemical and oil resistance and provides long-lasting comfort. Rubber surface remains flexible for the life of the product and will not curl or crack. Electrically conductive and certified slip-resistant by the National Floor Safety Institute. Grit Mats feature an added aggressive silicon carbide anti-slip top surface. Available in Black or Yellow striped border. FOB Shipping Point.

HOG HEAVEN™ II LINKABLE MATS						
Size L x W	Description	Wt. (lbs.)	BLACK BORDER		YELLOW BORDER	
			Product No.	Price Ea.	Product No.	Price Ea.
39" x 43 3/4"	Linkable Mat End	21	H4210ME	\$140.54	H4211ME	\$145.85
36" x 43 3/4"	Linkable Mat Middle	19	H4210MM	140.54	H4211MM	145.85
HOG HEAVEN™ II LINKABLE MATS WITH GRIT						
Size L x W	Description	Wt. (lbs.)	BLACK BORDER		YELLOW BORDER	
			Product No.	Price Ea.	Product No.	Price Ea.
39" x 43 3/4"	Linkable Mat End	22	H4212ME	\$161.62	H4213ME	\$167.72
36" x 43 3/4"	Linkable Mat Middle	20	H4212MM	161.62	H4213MM	167.72




FLOOR MATTING

Happy Feet Anti-Fatigue Matting

- Versatile, comfortable and durable.

Electrically conductive for the ultimate in worker comfort. Welding safe. Grease proof Nitrile rubber top and bottom surface for the best in chemical and heat resistance. Grip Surface for wet work stations where maximum traction and/or scraping is crucial. Texture Surface for dry to damp areas that must provide lasting comfort in a 24/7 working environment. Certified by the National Floor Safety Institute as Anti-Slip matting. Environmentally friendly. FOB Shipping Point.

HAPPY FEET ANTI-FATIGUE MATTING TEXTURED SURFACE					
Size W x L	Wt. (lbs.)	BLACK		BLACK, YELLOW STRIPED BORDER	
		Product No.	Price Ea.	Product No.	Price Ea.
2 x 3'	11	H465-23BL	\$51.37	H466-23YB	\$56.78
3 x 5'	25	H465-35BL	128.42	H466-35YB	141.94
GRIP SURFACE					
Size W x L	Wt. (lbs.)	BLACK		BLACK, YELLOW STRIPED BORDER	
		Product No.	Price Ea.	Product No.	Price Ea.
2 x 3'	11	H475-23BL	\$51.37	H476-23YB	\$56.78
3 x 5'	25	H475-35BL	128.42	H476-35YB	141.94



Comfort Flow & Scrape Anti-Fatigue Matting

- Made of 100% Nitrile Rubber sponge cushion.

Closed cell cushion won't absorb chemicals or water. Grease proof. Welding safe. Certified by the National Floor Safety Institute as Anti-Slip matting. Environmentally friendly. FOB Shipping Point.

Comfort Flow...with drainable holes for areas with heavy spillage.

Comfort Scrape...for areas not experiencing heavy spillage of water or chemicals that need to drain through the matting.


Size W x L	COMFORT FLOW DRAINABLE			COMFORT SCRAPE NON-DRAINABLE		
	Product No.	Wt. (lbs.)	Price Ea.	Product No.	Wt. (lbs.)	Price Ea.
2 x 3'	H420-23	6	\$34.75	H430-23	7	\$34.75
3 x 5'	H420-35	15	78.31	H430-35	17	78.31
3 x 9'	H420-39	30	156.63	H430-39	31	156.63
4 x 6'	H420-46	24	125.23	H430-46	26	125.23




Comfort Flow HD / Comfort Scrape HD Linkable Mats

- Lightweight and flexible for easy handling.
- Welding safe.

High Density Closed Cell Nitrile Rubber Cushion has 15% recycled content. Mats are grease and oil proof, static dissipative and certified slip resistant by National Floor Safety Institute. Beveled edges make for a safe transition from mat to floor. Lifetime anti-microbial treatment to prevent odors and degradation of the mat. Comfort Flow HD features drainage holes to allow liquids to flow through and Comfort Scrape HD has a non-draining surface. Recommended for industrial and kitchen applications. Grit Mats have an added aggressive silicon carbide anti-slip top surface. FOB Shipping Point.



Product No.	Description	COMFORT FLOW HD		Wt. (lbs.)	Price Ea.
		Size L x W	Size L x W		
H443400001	Linkable Mat Middle	36 x 39"	36 x 39"	23	\$143.35
H443400002	Linkable Mat End	37 1/2 x 39"	37 1/2 x 39"	24	143.35
COMFORT FLOW HD WITH GRIT					
H443600001	Linkable Mat Middle	36 x 39"	36 x 39"	25	164.86
H443600002	Linkable Mat End	37 1/2 x 39"	37 1/2 x 39"	26	164.86
COMFORT SCRAPE HD					
H443500001	Linkable Mat Middle	36 x 39"	36 x 39"	23	143.35
H443500002	Linkable Mat End	37 1/2 x 39"	37 1/2 x 39"	24	143.35
COMFORT SCRAPE HD WITH GRIT					
H443700001	Linkable Mat Middle	36 x 39"	36 x 39"	25	164.86
H443700002	Linkable Mat End	37 1/2 x 39"	37 1/2 x 39"	26	164.86



VINYL BACKED ENTRANCE MATTING



FLOOR MATS
A SUPERIOR Brand

Sabre™ Decalon®

- Designed for use in light to medium foot traffic areas.
- 19oz. yarn gives excellent retention of over 1 gallon of water per sq. yard.

Durable Decalon® fibers provide moisture and dirt retention at entrances and passageways; reducing slip hazards and floor care maintenance; a step above the commodity entrance mat. 5/16" thickness with a vinyl non-slip backing that helps to minimize mat movement. Available in Hunter Green (GN), Red/Black, (RB), Burgundy (BD), Slate Blue (BU), Navy Blue (NB), Charcoal (CH), Brown (BR), -- please specify. FOB Shipping Point.



SABRE™ DECALON®				
Product No.	Size W x L	Thickness	Wt. (lbs.)	Price Ea.
H130S0023	2 x 3'	3/8"	5	\$16.54
H130S0035	3 x 5'	3/8"	12	41.35
H130S0310	3 x 10'	3/8"	23	82.71
H130S0046	4 x 6'	3/8"	19	66.17
H130S0048	4 x 8'	3/8"	24	88.22
FULL ROLLS				
H130R0036	3' x 60'	3/8"	142	496.25
H130R0048	4' x 60'	3/8"	190	661.66
H130R0072	6' x 60'	3/8"	285	992.49
CUSTOM CUT LENGTHS UP TO 60'				Price Per Sq. Ft.
H130C0036	3'W. x Length	3/8"	.79/sq. ft.	3.62
H130C0048	4'W. x Length	3/8"	.79/sq. ft.	3.62
H130C0072	6'W. x Length	3/8"	.79/sq. ft.	3.62




FLOOR MATS
A SUPERIOR Brand

Brush Step®

- Designed for use in light to medium foot traffic areas.
- 19oz. yarn gives excellent retention of over 1 gallon of water per sq. yard.

Brush Step® features a double rib high/low design that performs the scraping function of the mat. The 3/8" ribbed surface brushes, channels, and conceals dirt and debris. It is the perfect choice for light to medium traffic areas with a vinyl non-slip backing that helps to minimize mat movement. Available in Hunter Green (GN), Red/Black (RB), Slate Blue (BU), Charcoal (CH), Brown (BR), -- please specify. FOB Shipping Point.



BRUSH STEP®				
Product No.	Size W x L	Thickness	Wt. (lbs.)	Price Ea.
H109S0023	2 x 3'	3/8"	5	\$14.12
H109S0034	3 x 4'	3/8"	10	28.25
H109S0035	3 x 5'	3/8"	11	35.31
H109S0036	3 x 6'	3/8"	14	42.37
H109S0046	4 x 6'	3/8"	19	56.49
H109S0048	4 x 8'	3/8"	23	75.32
H109S0310	3 x 10'	3/8"	21	70.62
FULL ROLLS				
H109R0024	3' x 60'	3/8"	139	423.69
H109R0036	4' x 60'	3/8"	185	564.92
H109R0048	6' x 60'	3/8"	278	847.38
CUSTOM CUT LENGTHS UP TO 60'				Price Per Sq. Ft.
H109C0036	3'W. x Length	3/8"	.77/sq. ft.	3.39
H109C0048	4'W. x Length	3/8"	.77/sq. ft.	3.39
H109C0072	6'W. x Length	3/8"	.77/sq. ft.	3.39

Guzzler™

- Raised rubber borders & waffle pattern facilitates the scraping process while the channel design retains moisture and debris.
- 26 ounces of tufted yarn per square yard for increased moisture retention, and easier cleaning.

Intended for medium to heavy traffic areas, the raised, crushproof 3/8" thick waffle design of Guzzler™ aggressively scrapes and cleans. Molded rubber "cleats" on the underside of the mat grip the underlying surface minimizing mat movement. Available in Burgundy (BD), Brown (BR), Slate Blue (BU), Gray (GR), Hunter Green (GN), Charcoal (CH), or Red/Black (RB) -- please specify. FOB Shipping Point.



GUZZLER™				
Product No.	Size W x L	Thickness	Wt. (lbs.)	Price Ea.
H166S0023	2 x 3'	3/8"	4	\$25.26
H166S0034	3 x 4'	3/8"	8	50.53
H166S0035	3 x 5'	3/8"	10	63.17
H166S0046	4 x 6'	3/8"	16	101.06



Arrow Trax™

- Attractive chevron surface pattern brushes dirt and moisture from shoes.
- Outwears ribbed matting in all critical areas of performance.



"Chevron Ribbed" design offers aggressive, multi-directional scrubbing action. 38 ounces of needle-punched yarn per square yard improves performance by as much as 28%. 80 mil of PVC backing assures edges won't ripple, crack or curl. 3/8" thick. Passes Flammability Tests DOC-FF-1-70 and DOC-FF-2-70. Available in Hunter Green (GN), Wine (WI), Burgundy (BD), Gray (GY), Autumn Brown (AB), and Charcoal (BL), -- please specify. FOB Shipping Point.




ARROW TRAX™				
Product No.	Size W x L	Thickness	Wt. (lbs.)	Price Ea.
H118S0023	2 x 3'	3/8"	6	\$35.22
H118S0035	3 x 5'	3/8"	14	88.06
H118S0310	3 x 10'	3/8"	28	176.12
H118S0046	4 x 6'	3/8"	22	140.90
H118S0048	4 x 8'	3/8"	29	187.86
FULL ROLLS				
H118R0036	3' x 60'	3/8"	170	1,056.74
H118R0048	4' x 60'	3/8"	226	1,408.98
CUSTOM CUT LENGTHS UP TO 60'				Price Per Sq. Ft.
H118C0036	3'W. x Length	3/8"	.94/sq. ft.	6.76
H118C0048	4'W. x Length	3/8"	.94/sq. ft.	6.76




INDOOR/OUTDOOR ENTRANCE MATTING




Burgundy




Evergreen



Navy




Castellan Red



Charcoal



Walnut




Marlin Blue




Mid Gray




Black




Pebble Brown



Pepper




Cocoa



Blue




Solid Gray



Russet Red



Moss Green



Deluxe Olefin Matting

- Color fast, non-staining olefin fiber is bonded to a solid vinyl base.
- Soaks up over 1 gallon of water per square yard.

Removes dirt and moisture with ease. Looks great too. Vinyl edge on all 4 sides. $\frac{3}{8}$ " thick. Available in Burgundy, Castellan Red, Charcoal, Black, Evergreen, Marlin Blue, Mid Gray, Navy Blue, Pebble Brown, and Walnut – please specify. FOB Shipping Point.

DELUXE OLEFIN			
Product No.	Size	Wt. (lbs.)	Price Ea.
HSO-34	3 x 4'	9	\$31.65
HSO-35	3 x 5'	11	39.55
HSO-36	3 x 6'	14	47.48
HSO-310	3 x 10'	23	79.12
HSO-46	4 x 6'	18	63.29
HSO-48	4 x 8'	24	85.49
HSO-410	4 x 10'	30	105.49
HSO-360	3 x 60'	135	474.72/Roll
HSO-460	4 x 60'	180	632.97/Roll
HSO-660	6 x 60'	270	949.45/Roll
CUSTOM LENGTH*		Price Per Square Foot	
HSO-3SPC	3' x Length	1 lb.	\$2.63
HSO-4SPC	4' x Length	per sq.ft.	2.63
HSO-6SPC	6' x Length	per sq.ft.	2.63

*Max. Length 60'

Tough Rib Matting

- Indoor-outdoor mat features high-density fibers and dirt-trapping rib design.
- Uniquely built for demanding heavy traffic, high soil areas.

Extra coarse denier solution dyed polypropylene fibers. Rugged non-staining vinyl backing with vinyl borders on 4 sides. Cleans by vacuuming, sweeping or hosing. $\frac{3}{8}$ " thick. Available in Pepper, Blue, Cocoa, Solid Gray, Russet Red and Moss Green – please specify. FOB Shipping Point.

TOUGH RIB			
Product No.	Size	Wt. (lbs.)	Price Ea.
HTR-23	2 x 3'	6	\$13.92
HTR-34	3 x 4'	12	27.83
HTR-35	3 x 5'	15	34.80
HTR-36	3 x 6'	18	41.75
HTR-310	3 x 10'	30	69.58
HTR-46	4 x 6'	24	55.66
HTR-48	4 x 8'	32	74.23
HTR-3	3 x 60'	180	417.51/Roll
HTR-4	4 x 60'	240	556.69/Roll
HTR-6	6 x 60'	360	835.03/Roll
CUSTOM LENGTH*		Price Per Square Foot	
HTR-3SPC	3' x Length	1 lb.	\$2.32
HTR-4SPC	4' x Length	per sq.ft.	2.32
HTR-6SPC	6' x Length	per sq.ft.	2.32


*Max. Length 60'

Royale Matting


- Heavyweight construction for use in high-traffic areas.
- Crush-resistant carpet surface traps debris and moisture.

Heavyweight recycled rubber backing minimizes movement on carpet and hard floor surfaces. The dual fiber needlepunch carpet dries quickly, resists staining and fading and the specially designed bi-level surface effectively scrapes debris from passing shoes. Double border keeps debris and moisture off the floor. Available in Onyx, Slate Gray, Walnut, Indigo Blue and Red/Black – please specify. FOB Shipping Point.

ROYALE MATTING			
Product No.	Size	Wt. (lbs.)	Price Ea.
HRM23	2 x 3'	8	\$19.17
HRM35	3 x 5'	20	47.92
HRM46	4 x 6'	31	76.69



Royale Matting Available Colors




Chevron Matting

- A unique Chevron pattern is woven elegantly to rival the appearance of high quality carpeting.

• Durable needle punched polypropylene. Hose off or vacuum when dry for easy cleaning. Vinyl backing with vinyl borders on 4 sides. $\frac{3}{8}$ " thick. Available in Steel Blue, Charcoal, Brown, Burgundy or Forest Green – please specify. FOB Shipping Point.

CHEVRON			
Product No.	Size	Wt. (lbs.)	Price Ea.
HCV-34	3 x 4'	9	\$42.60
HCV-35	3 x 5'	11	53.26
HCV-36	3 x 6'	14	63.91
HCV-310	3 x 10'	23	106.51
HCV-46	4 x 6'	18	85.20
HCV-48	4 x 8'	24	113.62
HCV-410	4 x 10'	30	142.02
HCV-360	3 x 60'	135	639.05/Roll
HCV-460	4 x 60'	180	852.08/Roll
HCV-660	6 x 60'	270	1,278.11/Roll
CUSTOM LENGTH*		Price Per Square Foot	
HCV-3SPC	3' x Length	.75 lb.	\$3.55
HCV-4SPC	4' x Length	per sq. ft.	3.55
HCV-6SPC	6' x Length	per sq. ft.	3.55

*Max. Length 60'



DRY AREA MATTING





FLOOR MATS
A SUPERIOR Brand

Marble Tuff™-½" / Marble Tuff™ Max-1"

- Smooth marble-pattern top surface of heavy-duty vinyl is combined with dense closed cell foam base.

Marble Tuff™ complements any décor with a smooth marble-pattern design. At a full ONE-INCH thick, Marble Tuff™ Max provides the ultimate in comfort and ergonomic support for dry applications such as lab testing areas, check-out counters, order fulfillment lines, and pharmacies. The durable vinyl top surface is combined with a dense closed cell foam base to provide fatigue protection. Resists common chemicals. Sloped beveled foam on all 4 undersides affords easy access onto and off of mat. Available in Blue (BU), Gray (GY), Black (BL) -- please specify. FOB Shipping Point.



Size W x L	MARBLE TUFF™/MARBLE TUFF™ MAX 511 Marble Tuff™ - ½" Thickness			512 Marble Tuff™ Max - 1" Thickness		
	Product No.	Wt. (lbs.)	Price Ea.	Product No.	Wt. (lbs.)	Price Ea.
2 x 3'	H511S0023	9	\$38.37	H512S0023	12	\$46.69
3 x 5'	H511S0035	22	95.92	H512S0035	30	116.72
FULL ROLLS						
2 x 75'	H511R0024	224	\$869.54	H512R0024	300	\$1,063.15
3 x 75'	H511R0036	335	1,304.31	H512R0036	450	1,594.73
4 x 75'	H511R0048	447	1,739.08	H512R0048	600	2,126.31
CUT LENGTHS UP TO 75'						
			Price Per Sq. Ft.			Price Per Sq. Ft.
2'W x Length	H511C0024	1.49/sq. ft.	7.77	H512C0024	2/sq. ft.	\$9.25
3'W x Length	H511C0036	1.49/sq. ft.	7.77	H512C0036	2/sq. ft.	9.25
4'W x Length	H511C0048	1.49/sq. ft.	7.77	H512C0048	2/sq. ft.	9.25


Airug®

- Improves productivity by reducing employee fatigue.
- Insulates against cold, reduces noise and breakage.
- Overall thickness is ¾" or 5/8".

Polyvinylchloride (PVC) closed cell sponge provides a comfortable surface to stand or walk on. Foam construction deflects energy relieving employee fatigue, improving morale and enhancing worker efficiency. All edges are sealed and beveled, reducing tripping hazards and improving safety. Available in Gray (GY), Black (BL), or Black/Yellow (BY) -- please specify. FOB Shipping Point.



Size W x L	AIRUG® - 3/8" THICKNESS			AIRUG® - 5/8" THICKNESS		
	Product No.	Wt. (lbs.)	Price Ea.	Product No.	Wt. (lbs.)	Price Ea.
27" x 3'	H410S3273	3	\$15.70	H410S5273	4	\$27.09
27" x 5'	H410S3275	6	26.18	H410S5275	12	45.14
2' x 3'	H410S0323	3	13.96	H410S0523	7	24.07
3' x 5'	H410S0335	9	34.89	H410S0535	15	60.18
FULL ROLLS						
24" x 60'	H410R0324	68	\$224.86	H410R0524	110	\$437.17
36" x 60'	H410R0336	103	337.29	H410R0536	166	655.75
48" x 60'	H410R0348	137	449.72	H410R0548	221	874.34
CUSTOM LENGTHS UP TO 60'						
			Price Per Sq. Ft.			Price Per Sq. Ft.
2'W. x Length	H410C0324	.57/sq. ft.	\$2.98	H410C0524	.92/sq. ft.	\$4.20
3'W. x Length	H410C0336	.57/sq. ft.	2.98	H410C0536	.92/sq. ft.	4.20
4'W. x Length	H410C0348	.57/sq. ft.	2.98	H410C0548	.92/sq. ft.	4.20



Clean-N-Dry™

- 50 Mil vinyl backing to reduce mat movement.
- ¼" overall thickness - performs well in narrow clearance doorways.

Clean-N-Dry™ is a lighter weight carpet mat made from a needle-punched polyethylene yarn, intended for use in light to medium traffic areas or as temporary floor covering in areas where sporadic but medium to heavy traffic may cause damage to the underlying floor surface. Needle-punched Polyethylene (PET) yarn top surface. Available in Charcoal. FOB Shipping Point.

Product No.	CLEAN-N-DRY™		Price Ea.
	Size W x L	Wt. (lbs.)	
H111S0023	2 x 3'	4	\$14.33
H111S0034	3 x 4'	9	28.65
H111S0035	3 x 5'	10	35.82
H111S0036	3 x 6'	12	42.98
H111S0310	3 x 10'	18	71.63
H111S0046	4 x 6'	16	57.30
H111S0048	4 x 8'	20	76.41
FULL ROLLS			
H111R0036	3 x 60'	119	\$429.78
H111R0048	4 x 60'	158	573.05
H111R0072	6 x 60'	238	859.57
CUSTOM LENGTHS UP TO 60'			
			Price Per Sq. Ft.
H111C0036	3'W. x Length	.66/sq. ft.	\$2.74
H111C0048	4'W. x Length	.66/sq. ft.	2.74
H111C0072	6'W. x Length	.66/sq. ft.	2.74

ERGONOMIC SPONGE MATTING



Soft Spun Matting

- Ideal for "picking lines" with fragile items to prevent loss from breakage.
- Sponge vinyl matting reduces fatigue, protects floors and controls noise.

Perfect for checkout and service stations. Choose Pebble or Ribbed finish matting. Available in Black, Gray or Black with Yellow border. Custom cut lengths available to 60'. FOB Shipping Point.


SOFT SPUN-PEBBLE FINISH								
BLACK				GRAY		YELLOW BORDER		
Size	Thickness	Wt. (lbs.)	Product No.	Price Ea.	Product No.	Price Ea.	Product No.	Price Ea.
2 x 3'	3/8"	4	HSSP-23	\$13.18	HSSP-23-G	\$13.18	HSSP-23-Y	\$16.05
3 x 5'	3/8"	10	HSSP-35	32.97	HSSP-35-G	32.97	HSSP-35-Y	40.11
ROLLS								
2 x 60'	3/8"	78	HSSP-3824	242.63	HSSP-3824-G	242.63	HSSP-3824-Y	290.11
3 x 60'	3/8"	117	HSSP-3836	363.95	HSSP-3836-G	363.95	HSSP-3836-Y	435.17
4 x 60'	3/8"	156	HSSP-3848	485.28	HSSP-3848-G	485.28	HSSP-3848-Y	580.22
CUSTOM CUT*								
2' x length	3/8"	0.72	HSSP-2SPC	2.02	HSSP-2SPC-G	2.02	HSSP-2SPC-Y	2.42
3' x length	3/8"	0.72	HSSP-3SPC	2.02	HSSP-3SPC-G	2.02	HSSP-3SPC-Y	2.42
4' x length	3/8"	0.72	HSSP-4SPC	2.02	HSSP-4SPC-G	2.02	HSSP-4SPC-Y	2.42
SOFT SPUN-RIBBED FINISH								
BLACK				GRAY		YELLOW BORDER		
Size	Thickness	Wt. (lbs.)	Product No.	Price Ea.	Product No.	Price Ea.	Product No.	Price Ea.
2 x 3'	3/8"	4	HSSR-23	\$13.18	HSSR-23-G	\$13.18	HSSR-23-Y	\$16.05
3 x 5'	3/8"	10	HSSR-35	32.97	HSSR-35-G	32.97	HSSR-35-Y	40.11
ROLLS								
2 x 60'	3/8"	78	HSSR-3824	242.63	HSSR-3824-G	242.63	HSSR-3824-Y	290.11
3 x 60'	3/8"	117	HSSR-3836	363.95	HSSR-3836-G	363.95	HSSR-3836-Y	435.17
4 x 60'	3/8"	156	HSSR-3848	485.28	HSSR-3848-G	485.28	HSSR-3848-Y	580.22
CUSTOM CUT*								
2' x length	3/8"	0.72	HSSR-2SPC	2.02	HSSR-2SPC-G	2.02	HSSR-2SPC-Y	2.42
3' x length	3/8"	0.72	HSSR-3SPC	2.02	HSSR-3SPC-G	2.02	HSSR-3SPC-Y	2.42
4' x length	3/8"	0.72	HSSR-4SPC	2.02	HSSR-4SPC-G	2.02	HSSR-4SPC-Y	2.42

*Max. length 60'

Corrugated Matting

- All purpose runner combines durable protection for floors with easy maintenance.
- V-Ribbed surface provides sure-footed traction.
- Great for automotive and machine shop areas.

All-purpose, flexible 3/8" PVC runner allows for improved safety. 100% PVC compound resists grease, oil and other common chemicals. Available with anti-fatigue 3/8" PVC surface bonded to a 3/8" closed-cell foam base for added comfort. No Glue Bond means no delamination, extending the life of your mat. Custom cut lengths on runners to 105'; custom cut lengths on anti-fatigue matting to 75'. FOB Shipping Point.



3/8" Corrugated Seventh Heaven with Wide Rib




3/8" Corrugated Runner Bonded to 3/8" Base

1/8" CORRUGATED RUNNER						
CORRUGATED			WIDE RIB			
Size	Product No.	Wt. (lbs.)	Price Ea.	Product No.	Wt. (lbs.)	Price Ea.
2 x 105'	HCR-BK24	142	\$357.88	HWR-BK24	142	\$357.88
3 x 105'	HCR-BK36	208	536.80	HWR-BK36	208	536.80
4 x 105'	HCR-BK48	277	715.74	HWR-BK48	277	715.74
6 x 105'	HCR-BK72	416	1,073.62	HWR-BK72	416	1,073.62
2' x Length*	HCR-BK24SPC	.7 sq. ft.	1.71/sq. ft.	HWR-BK24SPC	.7 sq. ft.	1.71/sq. ft.
3' x Length*	HCR-BK36SPC	.7 sq. ft.	1.71/sq. ft.	HWR-BK36SPC	.7 sq. ft.	1.71/sq. ft.
4' x Length*	HCR-BK48SPC	.7 sq. ft.	1.71/sq. ft.	HWR-BK48SPC	.7 sq. ft.	1.71/sq. ft.
6' x Length*	HCR-BK72SPC	.7 sq. ft.	1.71/sq. ft.	HWR-BK72SPC	.7 sq. ft.	1.71/sq. ft.
1/2" CORRUGATED SEVENTH HEAVEN WITH WIDE RIB						
BLACK			YELLOW BORDER			
Size	Product No.	Wt. (lbs.)	Price Ea.	Product No.	Wt. (lbs.)	Price Ea.
2 x 3'	HCSH23	8	\$34.02	HCSH23-YB	8	\$38.71
3 x 5'	HCSH35	20	85.00	HCSH35-YB	20	96.74
3 x 10'	HCSH310	40	170.03	HCSH310-YB	40	193.49
2' x Length**	HCSHC24	1.3 sq. ft.	5.66/sq. ft.	HCSHC24-YB	1.3 sq. ft.	6.45/sq. ft.
3' x Length**	HCSHC36	1.3 sq. ft.	5.66/sq. ft.	HCSHC36-YB	1.3 sq. ft.	6.45/sq. ft.
4' x Length**	HCSHC48	1.3 sq. ft.	5.66/sq. ft.	HCSHC48-YB	1.3 sq. ft.	6.45/sq. ft.

*Max. length 105' **Max. length 75'



Cross Cut of Matting 1/2" Thick



Color Samples


Seventh Heaven Matting

- Designed for standing workstations, checkout areas and reception areas.
- Reduces stress and increases circulation.

Durable marbled rubber surface is adhered to comfortable, resilient closed-cell sponge base to provide anti-fatigue comfort. Edges are beveled. 1/2" thick. When cleaned regularly, durable surface resists common chemicals and solvents. Not recommended for high heels, casters or stool legs. Available in Tan, Brown/Ivory, Blue, Gray and Black/White – please specify. Custom cut lengths available to 60'. FOB Shipping Point.

SEVENTH HEAVEN MATTING			
Product No.	Size	Wt. (lbs.)	Price Ea.
HSH-2436	2 x 3'	9	\$47.08
HSH-3660	3 x 5'	23	117.68
HSH-36120	3 x 10'	46	235.37
ROLLS			
HSH-260	2' x 60'	180	940.31
HSH-360	3' x 60'	270	1,410.46
HSH-460	4' x 60'	360	1,880.62
CUSTOM CUT*			
HSH-24LF	2' x Length	1.5	7.83
HSH-36LF	3' x Length	1.5	7.83
HSH-48LF	4' x Length	1.5	7.83

*Max. length 60'



Marbled Cushion Matting

- Ideal for service counters and assembly lines.
- Attractive long lasting durable surface resists common chemicals.

A marbled PVC surface is bonded to a closed cell sponge base for maximum comfort. Easy to clean surface allows for use of common solvents and chemicals without causing damage. Edges are beveled for safety. 1/2" thick. Not guaranteed against damage from high heels, casters or stool legs. Available in Black/White, Blue and Gray/Black/White – please specify. FOB Shipping Point.

MARBLEIZED CUSHION MATTING			
Product No.	Size	Wt. (lbs.)	Price Ea.
HMCM-2436	2 x 3'	9	\$38.45
HMCM-3660	3 x 5'	23	96.12
ROLLS			
HMCM-260	2 x 60'	180	768.00
HMCM-360	3 x 60'	270	1,152.00
HMCM-460	4 x 60'	360	1,536.00
CUSTOM CUT*			
HMCM-24LF	2' x Length	1.5	6.40
HMCM-36LF	3' x Length	1.5	6.40
HMCM-48LF	4' x Length	1.5	6.40

*Max. length 60'

ANTI-FATIGUE DRAINAGE MATS

Kushion Safe & Kushion Safe Deluxe

- Available with GritTuff™ surface for increased traction and safety.
- Cushion support reduces fatigue and helps prevent accidents.
- Molded beveled edges to increase safety and reduce tripping.

Drainage holes allow liquids and waste to pass through matting. Nibs elevate mat above the surface to allow easy drainage of fluids away from mat. Ideal for dry, wet, oily and greasy industrial workstations, workcells, bar and kitchen areas or food processing workstations. GritTuff™ mats have a durable, abrasive surface for increased traction in wet or dry areas. GritTuff™ available in Black only. Custom configurations available -- call dealer for details




Black Red

Kushion Safe

Lighter weight for easier handling and cleaning. 1/2" thick rubber drainage mat. Available in grease-proof red, grease-resistant black or black GritTuff™. FOB Shipping Point.

Kushion Safe Deluxe

Thick 7/8" rubber construction eases workers fatigue and increases productivity. Grease-proof red recommended for areas using harsh industrial fluids and greases. Also available in grease-resistant black or black GritTuff™. FOB Shipping Point.



GritTuff™ increases traction, adds durability and is impervious to fluids.



X-Connector is an easy way to join multiple Kushion Safe Deluxe mats together to cover larger areas.

Size	GREASE-RESISTANT BLACK			KUSHION SAFE GREASE-PROOF RED			GRITTUFT™		
	Product No.	Wt. (lbs.)	Price Ea.	Product No.	Wt. (lbs.)	Price Ea.	Product No.	Wt. (lbs.)	Price Ea.
3 x 5'	H30035	23	\$49.28	H30535	23	\$59.11	H30135	30	\$78.82
3 x 10'	H300310	45	127.12	H305310	45	150.97	H301310	60	186.89
3 x 15'	H300315	68	194.97	H305315	68	231.03	H301315	90	277.57
3 x 20'	H300320	90	260.62	H305320	90	306.69	H301320	120	367.69


Size	KUSHION SAFE DELUXE GREASE-RESISTANT BLACK			KUSHION SAFE DELUXE GREASE-PROOF RED			GRITTUFT™		
	Product No.	Wt. (lbs.)	Price Ea.	Product No.	Wt. (lbs.)	Price Ea.	Product No.	Wt. (lbs.)	Price Ea.
3 x 5'	H31135	36	\$76.48	H31235	36	\$126.09	H31335	44	\$89.83
3 x 10'	H311310	72	180.82	H312310	72	279.48	H313310	87	224.72
3 x 15'	H311315	108	268.83	H312315	108	423.48	H313315	131	337.03

H392720920 X-connector for Kushion Safe Deluxe. Black only. Wt. .063 (lbs.) Price Ea. \$2.42


Modular Kushion Safe

- Available with GritTuff™ surface for increased traction and safety.
- Built-in interlocking connectors to securely connect one or more sections to cover large areas.
- Available in solid deck style or with drainage holes.


Ideal for oily, greasy workstations, bar and kitchen areas, food processing work cells and more. 5/8" thick rubber construction helps relieve fatigue and increases productivity. Styles with drainage holes allow liquid and waste to pass through matting. Smaller sections for easy handling and cleaning. Available in Grease-Resistant Black or Grease-Proof Red. Solid Deck and GritTuff™ available in Black only. FOB Shipping Point.



GritTuff™ with Drainage Holes



GritTuff™ with Solid Deck



Easily assembles together for larger work areas.




Size	MODULAR KUSHION SAFE (DRAINAGE HOLES) GREASE-RESISTANT BLACK			MODULAR KUSHION SAFE (DRAINAGE HOLES) GREASE-PROOF RED		
	Product No.	Wt. (lbs.)	Price Ea.	Product No.	Wt. (lbs.)	Price Ea.
3 x 3'	H30733	22	\$40.34	H30833	22	\$47.22
Size	MODULAR KUSHION SAFE (SOLID DECK) GREASE-RESISTANT BLACK			MODULAR KUSHION SAFE (SOLID DECK) GREASE-PROOF RED		
	Product No.	Wt. (lbs.)	Price Ea.	Product No.	Wt. (lbs.)	Price Ea.
3 x 3'	H31533	24	\$50.29	-	-	-
Size	GRITTUFT™ MODULAR KUSHION SAFE (DRAINAGE HOLES) GREASE-RESISTANT BLACK			GRITTUFT™ MODULAR KUSHION SAFE (SOLID DECK) GREASE-RESISTANT BLACK		
	Product No.	Wt. (lbs.)	Price Ea.	Product No.	Wt. (lbs.)	Price Ea.
3 x 3'	H30933	22	\$52.22	H31733	27	\$83.78

Safety Grit Anti-Slip Tape

- Suitable for industrial, food service or recreational applications.
- Provides sure footing from water, grease or oils.

Safe traction is assured with this tough adhesive-backed grit surface. Mineral particle surface on adhesive Mylar backing. Carbide grit surface. Available in Black. 1/16" thick. FOB Shipping Point.



Size	Wt. (lbs.) 50/Box	SAFETY GRIT ANTI-SLIP	
		Product No.	Price Per Box of 50
5 1/2" x 5 1/2"	7	H3100-5.5X5.5	\$74.32
6" x 24"	15	H3100-6X24	297.06
		Wt. Per Roll	ROLLS
1" x 60'	1.7	H3100-1	\$27.23
2" x 60'	3.4	H3100-2	55.60
3" x 60'	5.1	H3100-3	81.63
4" x 60'	6.8	H3100-4	108.88
6" x 60'	9	H3100-6	163.22
12" x 60'	18	H3100-12	303.78

Standard color is Black.

MATTING




Barefoot® Ergonomic Flooring

- Engineered and designed right from the beginning to have the characteristics that produce Anti-Fatigue results.
- So effective, its received more Patents, Awards and Honors than any other ergonomic flooring product in history.


In the laboratory, Barefoot® Ergonomic Flooring has made it through 1 million cycles of use without a loss of performance. On the floor, 50,000 sq. ft. of Barefoot® still looks new in Toledo, after years of use. The material in Barefoot® is so pure, it is compatible for clean rooms up to and including Class 1,000. With a record like this, it is no wonder that Barefoot® is made with some of the best materials available. FOB Shipping Point.

Product No.	Application	Surface	Form	Size	Wt. (lbs.)	Price Ea.
HSBFS23	Dry Areas	Solid	Module	2 x 3'	8	\$51.00
HSBFS34	Dry Areas	Solid	Module	3 x 4'	16	101.93
HNBFS23	Oily, Wet Areas	Solid	Module	2 x 3'	8	59.40
HNBFS34	Oily, Wet Areas	Solid	Module	3 x 4'	16	118.80
HNBFD34	Oily, Wet Areas	Drain-Thru	Module	3 x 4' Drain Through	16	126.13
Price Per Sq./Ft.						
HSBFS2-Length	Dry Areas	Solid	Roll	2'W. x 3' Multiples	1.3 Sq. Ft.	10.67
HSBFS3-Length	Dry Areas	Solid	Roll	3'W. x 2' Multiples	1.3 Sq. Ft.	10.67
HSBFS4-Length	Dry Areas	Solid	Roll	4'W. x 3' Multiples	1.3 Sq. Ft.	10.67
HSBFS6-Length	Dry Areas	Solid	Roll	6'W. x 2' Multiples	1.3 Sq. Ft.	10.67
HNBFS2-Length	Oily, Wet Areas	Solid	Roll	2'W. x 3' Multiples	1.3 Sq. Ft.	12.13
HNBFS3-Length	Oily, Wet Areas	Solid	Roll	3'W. x 2' Multiples	1.3 Sq. Ft.	12.13
HNBFS4-Length	Oily, Wet Areas	Solid	Roll	4'W. x 3' Multiples	1.3 Sq. Ft.	12.13
HNBFS6-Length	Oily, Wet Areas	Solid	Roll	6'W. x 2' Multiples	1.3 Sq. Ft.	12.13
HNBFD3-Length	Oily, Wet Areas	Drain-Thru	Roll	3'W. x 4' Multiples	1.3 Sq. Ft.	12.87
HNBFD4-Length	Oily, Wet Areas	Drain-Thru	Roll	4'W. x 3' Multiples	1.3 Sq. Ft.	12.87
HNBFD6-Length	Oily, Wet Areas	Drain-Thru	Roll	6'W. x 4' Multiples	1.3 Sq. Ft.	12.87

Rolls maximum 120'L. Please specify Length. FOB Shipping Point.



Interlocking on all four edges.




A Patented System of Tri-Axial Supports under the matting surface produces the highest degree of both compliance and support of any industrial flooring.

USA Made • Most Patents • Most Awards • Most Effective • 8 Year Warranty

Bubble Mat

- Hollow "Air Dome" back provides dozens of air pockets.
- The ultimate anti-fatigue mat for all-day comfort.

Ideal for work stations, cash registers, service counters, industrial settings and more. Molded safety edges on all sides eliminates potential tripping hazards. Resilient rubber construction does not compress over time. Grease and oil resistant. Made of premium black molded rubber -- raised bubble pattern. 1/2" thick. FOB Shipping Point.




BUBBLE MAT			
Product No.	Size	Wt. (lbs.)	Price Ea.
HBM-BK23	2 x 3'	9	\$23.80
HBM-BK34	3 x 4'	23	44.15

Diamond Plate Matting

- Diamond Plate pattern provides an abrasion and slip resistant wear surface.
- For use in high traffic areas.

Diamond Plate runner is 3/8" thick PVC diamond surface runner. The 1/8" Diamond Plate Seventh Heaven has a durable 3/8" PVC surface bonded to a 1/2" thick Ergo-Flex™ foam for increased comfort and resiliency. Non-flammable wear surface resists most common fluids and most chemicals. Beveled edges for safety. Available with optional yellow border for added safety. FOB Shipping Point.



Diamond Plate Seventh Heaven

3/16" DIAMOND PLATE RUNNER					
Size	Wt. (lbs.)	BLACK		YELLOW BORDER	
		Product No.	Price Ea.	Product No.	Price Ea.
3 x 75'	203	HDP-3	\$498.46	HDPY-3	\$650.77
3' x length*	.9 sq. ft.	HDP-SPC	2.22/sq. ft.	HDPY-SPC	2.89/sq. ft.
11/16" SUPREME DIAMOND PLATE SEVENTH HEAVEN					
2 x 3'	10	HDPH23-B	\$39.95	HDPH23-YB	\$45.92
3 x 5'	24	HDPH35-B	99.92	HDPH35-YB	114.83
3 x 10'	48	HDPH310-B	199.83	HDPH310-YB	229.66
3' x length*	1.6/sq. ft.	HDPH36-B	6.66/sq. ft.	HDPH36-YB	7.65/sq. ft.

*Max. length 75'

1/4" Switchboard Corrugated

- Durable 1/4" PVC corrugated runner improves safety with increased traction.
- Easy to clean surface.

Designed to protect workers from high voltage equipment. Dielectric strength up to 30,000 volts(VAC). Recommended maximum usage - 17,000 volts(VAC). Color Black. Custom sizes available -- check with dealer for pricing. FOB Shipping Point.





1/4" SWITCHBOARD CORRUGATED MATTING STANDARD SIZES				CUSTOM CUT ROLLS		
Size	Product No.	Wt. (lbs.)	Price Ea.	Size (Up to 75' Length)	Product No.	Price Per Sq. Ft.
2 x 75'	H700275	262	\$863.74	2' Wide	H7002	\$6.91
3 x 75'	H700375	400	1,048.35	3' Wide	H7003	5.83
4 x 75'	H700475	525	1,727.48	4' Wide	H7004	6.91

Finger Scrape

- High quality, heavy-duty rubber mat that provides long-lasting brush off action.
- Gets dirt and moisture off shoes fast.

Thousands of sturdy yet flexible "bristles" are molded into the mat, which collects mud, slush and snow at the base of the mat. The buoyancy and resilience of the bristles make this a high performance anti-fatigue mat. Slip-resistant base helps keep mat in position. Beveled borders help prevent tripping. Easy to clean -- turn over, shake out or hose off. Black in color. FOB Shipping Point.



Detail

FINGER SCRAPER			
Product No.	Size	Wt. (lbs.)	Price Ea.
H0438022	24 x 32"	10	\$18.20
H0438023	32 x 39"	15	24.54
H0065856	36 x 60"	27	73.57
H0438024	36 x 72"	33	77.05

ANTI-FATIGUE MATTING

Diamond Surface Anti-Fatigue Matting


• Choose from three thicknesses: $\frac{9}{16}$ ", $\frac{11}{16}$ " and $\frac{15}{16}$ ".

• Anti-fatigue mat.


Rugged diamond surface provides great traction and wear characteristics. This anti-fatigue mat is great for any industrial work area needing comfort. Features beveled edges for added safety. Surface resists common fluids, and is non-flammable. Thick foam technology provides great resilience and enhanced worker comfort while standing. Three year warranty on wear and delamination. Three thicknesses to choose from: $\frac{9}{16}$ ", $\frac{11}{16}$ " and $\frac{15}{16}$ ". Available in Black or Black with Yellow safety border. FOB Shipping Point.

$\frac{9}{16}$ " Thickness

$\frac{9}{16}$ " DIAMOND SURFACE ANTI-FATIGUE MATTING						
Size W x L	Product No.	BLACK		YELLOW BORDER		Price Ea.
		Wt. (lbs.)	Price Ea.	Wt. (lbs.)	Price Ea.	
2 x 3'	HDS9-23B	9	\$33.88	HDS9-23YB	9	\$36.82
3 x 5'	HDS9-35B	21	84.71	HDS9-35YB	21	92.03
3 x 10'	HDS9-310B	45	169.42	HDS9-310YB	45	184.08
FULL ROLLS						
2 x 75'	HDS9-275B	225	\$847.06	HDS9-275YB	225	\$920.37
3 x 75'	HDS9-375B	337	1,270.58	HDS9-375YB	337	1,380.54
4 x 75'	HDS9-475B	450	1,694.12	HDS9-475YB	450	1,840.72
CUSTOM LENGTHS UP TO 75'						
			Price Per Sq. Ft.		Price Per Sq. Ft.	
2'W. x Length	HDS9-2SPCB	1.5/sq. ft.	\$5.94	HDS9-2SPCYB	1.5/sq. ft.	\$6.45
3'W. x Length	HDS9-3SPCB	1.5/sq. ft.	5.94	HDS9-3SPCYB	1.5/sq. ft.	6.45
4'W. x Length	HDS9-4SPCB	1.5/sq. ft.	5.94	HDS9-4SPCYB	1.5/sq. ft.	6.45




Diamond Surface in Black



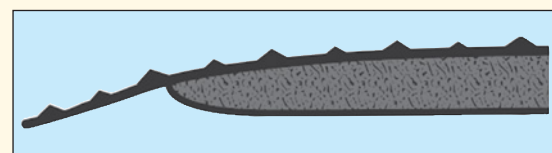
Diamond Surface in Black with Yellow Safety Border

$\frac{11}{16}$ " Thickness

$\frac{11}{16}$ " DIAMOND SURFACE ANTI-FATIGUE MATTING						
Size W x L	Product No.	BLACK		YELLOW BORDER		Price Ea.
		Wt. (lbs.)	Price Ea.	Wt. (lbs.)	Price Ea.	
2 x 3'	HDS11-23B	10	\$41.92	HDS11-23YB	10	\$45.51
3 x 5'	HDS11-35B	24	104.80	HDS11-35YB	24	113.75
3 x 10'	HDS11-310B	48	209.60	HDS11-310YB	48	227.51
FULL ROLLS						
2 x 75'	HDS11-275B	250	\$1,047.97	HDS11-275YB	250	\$1,137.55
3 x 75'	HDS11-375B	380	1,571.94	HDS11-375YB	380	1,706.34
4 x 75'	HDS11-475B	500	2,095.92	HDS11-475YB	500	2,275.11
CUSTOM LENGTHS UP TO 75'						
			Price Per Sq. Ft.		Price Per Sq. Ft.	
2'W. x Length	HDS11-2SPCB	1.6/sq. ft.	\$7.32	HDS11-2SPCYB	1.6/sq. ft.	\$7.97
3'W. x Length	HDS11-3SPCB	1.6/sq. ft.	7.32	HDS11-3SPCYB	1.6/sq. ft.	7.97
4'W. x Length	HDS11-4SPCB	1.6/sq. ft.	7.32	HDS11-4SPCYB	1.6/sq. ft.	7.97



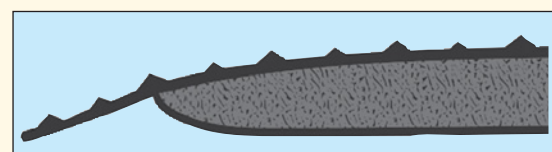
$\frac{9}{16}$ " Thick Diamond Surface



$\frac{11}{16}$ " Thick Diamond Surface

$\frac{15}{16}$ " Thickness

$\frac{15}{16}$ " DIAMOND SURFACE ANTI-FATIGUE MATTING						
Size W x L	Product No.	BLACK		YELLOW BORDER		Price Ea.
		Wt. (lbs.)	Price Ea.	Wt. (lbs.)	Price Ea.	
2 x 3'	HDS15-23B	12	\$45.83	HDS15-23YB	12	\$49.95
3 x 5'	HDS15-35B	30	114.57	HDS15-35YB	30	124.89
3 x 10'	HDS15-310B	60	222.98	HDS15-310YB	60	249.77
FULL ROLLS						
2 x 75'	HDS15-275B	300	\$1,145.71	HDS15-275YB	300	\$1,248.86
3 x 75'	HDS15-375B	450	1,718.55	HDS15-375YB	450	1,873.31
4 x 75'	HDS15-475B	600	2,291.40	HDS15-475YB	600	2,497.74
CUSTOM LENGTHS UP TO 75'						
			Price Per Sq. Ft.		Price Per Sq. Ft.	
2'W. x Length	HDS15-2SPCB	2/sq. ft.	\$8.02	HDS15-2SPCYB	2/sq. ft.	\$8.74
3'W. x Length	HDS15-3SPCB	2/sq. ft.	8.02	HDS15-3SPCYB	2/sq. ft.	8.74
4'W. x Length	HDS15-4SPCB	2/sq. ft.	8.02	HDS15-4SPCYB	2/sq. ft.	8.74



$\frac{15}{16}$ " Thick Diamond Surface



Strong Step

• Black Diamond Embossed.

• 1/2" Thickness.


Outlasts traditional one layer foam mats three to one. Dual density foam is a cost effective alternative to other laminated foam mats. Two layers with an extra tough surface layer provides long wearing durability. Limited three year warranty against wear and delamination. FOB Shipping Point.

STRONG STEP			
Product No	Size	Wt. (lbs.)	Price Ea.
HAS-23	2 x 3'	6	\$17.20
HAS-35	3 x 5'	13	43.00
HAS-310	3 x 10'	26	86.02
ROLLS			
HAS-260	2 x 60'	102	\$314.94
HAS-360	3 x 60'	150	472.40
HAS-460	4 x 60'	204	629.86
CUSTOM LENGTHS UP TO 60'			
		Wt./Sq. Ft.	Price/Sq. Ft.
HAS-25PC	2'W. x Length	1	\$3.15
HAS-35PC	3'W. x Length	1	3.15
HAS-45PC	4'W. x Length	1	3.15



1"
2"
THICK

(Image not shown to scale)



ANTI-FATIGUE MATTING

GelPro®

NewLife® ECO-PRO



Rugged & Dependable




- Eco-friendly, one-piece polyurethane construction.
- Heavy-duty, stain-resistant surface with brushed texture design.
- Certified by the National Floor Safety Institute for high traction bottom.

A study conducted by Texas A&M University concluded that NewLife ECO-PRO mats are better than rubber, PVC and vinyl mats by reducing spinal compression and improving flexibility. Available in Taupe, Black and Safety Yellow. FOB Shipping Point.

Matte textured surface provides optimum friction

Low-profile edges prevent tripping

Size W x L	Wt. (lbs.)	NEWLIFE® ECO-PRO MATTING TAUPE		BLACK		SAFETY YELLOW	
		Product No.	Price Ea.	Product No.	Price Ea.	Product No.	Price Ea.
20 x 32"	7	H104-01-2032-8	\$79.95	H104-01-2032-1	\$79.95	H104-01-2032-7	\$89.95
24 x 36"	8	H104-01-2436-8	99.95	H104-01-2436-1	99.95	H104-01-2436-7	109.95
20 x 48"	10	H104-01-2048-8	119.95	H104-01-2048-1	119.95	-	-
20 x 72"	14	H104-01-2072-8	179.95	H104-01-2072-1	179.95	-	-
36 x 60"	21	H104-01-3660-8	229.95	H104-01-3660-1	229.95	H104-01-3660-7	249.95



Continuous Comfort REALLY BIG MATS FOR REALLY BIG JOBS

- Our Eco-Pro construction with a barely-visible, permanently-bonded no-trip seam.

Mats are available in a large selection of sizes and are available in Black and Safety Yellow. FOB Shipping Point.

Size W x L	Wt. (lbs.)	CONTINUOUSCOMFORT MATTING BLACK		SAFETY YELLOW	
		Product No.	Price Ea.	Product No.	Price Ea.
20" x 7'6"	18.7	H104-01-2090-1	\$269.95	H104-01-2090-7	\$323.95
20" x 11'	28.5	H104-01-20132-1	404.95	H104-01-20132-7	484.95
20" x 14'6"	35	H104-01-20174-1	539.95	H104-01-20174-7	644.95
20" x 18'	44	H104-01-20216-1	674.95	H104-01-20216-7	804.95
20" x 21'6"	52	H104-01-20258-1	809.95	H104-01-20258-7	964.95
24" x 5'6"	17	H104-01-2466-1	229.95	H104-01-2466-7	269.95
24" x 8'	25	H104-01-2496-1	344.95	H104-01-2496-7	402.95
24" x 10'6"	31	H104-01-24126-1	459.95	H104-01-24126-7	535.95
24" x 13'	39	H104-01-24156-1	574.95	H104-01-24156-7	668.95
24" x 15'6"	46	H104-01-24186-1	689.95	H104-01-24186-7	801.95
24" x 18'	53	H104-01-24216-1	804.95	H104-01-24216-7	934.95
24" x 20'6"	61	H104-01-24246-1	919.95	H104-01-24246-7	1,067.95
36" x 9'6"	46	H104-01-36114-1	489.95	H104-01-36114-7	558.95
36" x 14'	65	H104-01-36168-1	734.95	H104-01-36168-7	835.95
36" x 18'6"	85	H104-01-36222-1	979.95	H104-01-36222-7	1,113.95
36" x 23'	106	H104-01-36276-1	1,224.95	H104-01-36276-7	1,390.95

NewLife Advantage™ COMMERCIAL ANTI-FATIGUE MAT

- Constructed with Comfort-Core polyurethane foam technology.
- Absorbs the impact and shock caused by standing on hard flooring.
- Durable, stain-resistant polyurethane top textured surface.

Mats resist water absorption under standard use and while cleaning. Are easy to clean with standard consumer and commercial cleaners. Low-profile, beveled edges help to prevent accidental tripping making for a safer work environment. Available in Black. FOB Shipping Point.

H111-01-1830-1 Size 18 x 30", Wt. 6 (lbs.), Price Ea. \$49.95




- 18" x 30"
- 5/8" thick
- 2 Year Warranty

APACHE INDUSTRIAL MATTING

9/16" Diamond Foot™

- Industrial grade anti-fatigue matting.
- Durable PVC surface bonded to a closed-cell ergonomic PVC foam base.


Industry favorite diamond pattern provides an abrasion and slip-resistant surface. Surface resists common fluids, most chemicals and is nonflammable. Beveled edges on all mats. Limited 3-Year guarantee against wear and delamination. Custom configurations are available. FOB Shipping Point.



9/16" Overall Thickness

DIAMOND FOOT™ BLACK				DIAMOND FOOT™ BLACK/YELLOW			
Product No.	Size W x L	Wt. (lbs.)	Price Ea.	Product No.	Wt. (lbs.)	Price Ea.	
H39065090023	2 x 3'	9	\$36.22	H390650900323	9	\$39.21	
H39065090035	3 x 5'	21	90.55	H390650900335	21	98.03	
H390650900310	3 x 10'	45	181.11	H3906509003310	45	196.06	
H390650900275	2 x 75"	225	905.54/Roll	H3906509003275	225	980.31/Roll	
H390650900375	3 x 75"	337	1358.31/Roll	H3906509003375	337	1470.46/Roll	
H390650900475	4 x 75"	450	1811.08/Roll	H3906509003475	450	1960.62/Roll	
CUSTOM LENGTH*			Price Per Sq. Ft.	CUSTOM LENGTH*			Price Per Sq. Ft.
H3906509002X	2' x length	1.5 lb.	6.34	H39065090032X	1.5 lb.	6.87	
H3906509003X	3' x length	per sq. ft.	6.34	H39065090033X	per sq. ft.	6.87	
H3906509004X	4' x length	sq. ft.	6.34	H39065090034X	sq. ft.	6.87	

*Max. length 75'



Supreme SlipTech™

- Provides unparalleled comfort compared to other composite mats.
- Aggressive NEW 3/16" "RUBBERIZED" durable top surface is bonded to 1/2" ErgoFlex™ anti-fatigue foam.
- Significant INCREASE in coefficient of friction when compared to the best wear-surfaces in the industry.

Revolutionary surface outlasts other surface materials and provides improved traction and comfort by adding an extra layer of comfort to the mat surface. Wear-surface will resist most common chemicals. Beveled edges on all mats and rolls. 3 year limited warranty against wear and delamination. FOB Shipping Point.

SUPREME SLIPTECH™ BLACK				SUPREME SLIPTECH™ BLACK/YELLOW			
Product No.	Size W x L	Wt. (lbs.)	Price Ea.	Product No.	Wt. (lbs.)	Price Ea.	
H39136090023	2 x 3'	10	\$49.85	H39136090323	10	\$55.25	
H39136090035	3 x 5'	23	124.62	H39136090335	23	138.12	
H391360900310	3 x 10'	46	249.23	H391360903310	46	276.23	
H391360900260	2 x 60"	183	996.92/Roll	H391360903260	183	1104.92/Roll	
H391360900360	3 x 60"	274	1495.38/Roll	H391360903360	274	1657.38/Roll	
H391360900460	4 x 60"	365	1993.85/Roll	H391360903460	365	2209.85/Roll	
CUSTOM LENGTH*			Price Per Sq. Ft.	CUSTOM LENGTH*			Price Per Sq. Ft.
H3913609002X	2' x length	1.66 lb.	8.72	H3913609032X	1.66 lb.	9.66	
H3913609003X	3' x length	per sq. ft.	8.72	H3913609033X	per sq. ft.	9.66	
H3913609004X	4' x length	sq. ft.	8.72	H3913609034X	sq. ft.	9.66	

*Max. length 75'



15/16" Ultimate Diamond Foot™

- Popular 1/8" PVC Diamond surface is bonded to ErgoFlex™ foam.
- Specially formulated Ergo-Flex™ enhanced cell foam provides superior resilience and comfort.

Beveled edges reduce tripping. 3 year limited warranty. Custom configurations are available. FOB Shipping Point.



15/16" Overall Thickness


ULTIMATE DIAMOND FOOT™ BLACK				ULTIMATE DIAMOND FOOT™ BLACK/YELLOW			
Product No.	Size W x L	Wt. (lbs.)	Price Ea.	Product No.	Wt. (lbs.)	Price Ea.	
H39565090023	2 x 3'	12	\$48.85	H395650900323	12	\$53.34	
H39565090035	3 x 5'	30	122.12	H395650900335	30	133.34	
H395650900310	3 x 10'	60	244.25	H3956509003310	60	266.68	
H395650900275	2 x 75"	300	1221.23/Roll	H3956509003275	300	1333.38/Roll	
H395650900375	3 x 75"	450	1831.85/Roll	H3956509003375	450	2000.08/Roll	
H395650900475	4 x 75"	600	2442.46/Roll	H3956509003475	600	2666.77/Roll	
CUSTOM LENGTH*			Price Per Sq. Ft.	CUSTOM LENGTH*			Price Per Sq. Ft.
H3956509002X	2' x length	2.0 lb.	8.54	H39565090032X	2.0 lb.	9.33	
H3956509003X	3' x length	per sq. ft.	8.54	H39565090033X	per sq. ft.	9.33	
H3956509004X	4' x length	sq. ft.	8.54	H39565090034X	sq. ft.	9.33	

*Max. length 75'

ArmorStep™

- 1/2" thick enhanced, wear-resistant top surface naturally bonded to a closed-cell PVC foam base outlasts traditional one-layer foam matting!

A cost effective alternative to other laminated foam-based products. 1/2" thick closed-cell foam structure resists moisture and common chemicals and provides all-day comfort and relief from standing. Beveled edges for increased safety. Limited lifetime warranty against product delamination. FOB Shipping Point.



ARMOR-STEP™			
Product No.	Size	Wt. (lbs.)	Price Ea.
H47270090023	2 x 3'	6	\$19.77
H47270090035	3 x 5'	13	49.43
H472700900310	3 x 10'	26	98.86
H472700900260	2 x 60"	102	362.22/Roll
H472700900360	3 x 60"	153	543.32/Roll
H472700900460	4 x 60"	204	724.43/Roll

7/8" Safety Tru-Tread™

- Heavy duty construction with durable, colored beveled borders.
- Anti-fatigue matting for wet, greasy and dry environments.

Made of grease-resistant black rubber. Mat elevated to drain away fluids. 3-Year limited warranty. FOB Shipping Point.

SAFETY TRU-TREAD™			
Product No.	Size	Wt. (lbs.)	Price Ea.
H465042840	28 x 40"	22	\$71.63
H465044052	40 x 52"	38	131.87
H465044064	40 x 64"	49	137.96
H4650440124	40 x 124"	92	267.80

Border color available in Orange or Yellow -- please specify. 4 sided border pricing shown -- call for 3-sided pricing.


FLOOR MATTING



5/8" Performa™ 100N

- 100% Nitrile Matting will resist petroleum-based fluids.


5/8" thick, 3' x 3' mat with two-sided connectors that are built-in so you can join multiple mats together to quickly create larger mats. Disconnects for easy cleaning and maintenance. Drainage holes allow fluids to pass through. Available with slip-resistant and fluid-insoluble industrial mineral Grit Tuff™ coating -- call for pricing. Optional 3" female and male yellow safety borders are easy to install -- sold separately. FOB Shipping Point.



Shown with Yellow Safety Borders (sold separately)

5/8" PERFORMA™ 100N			
Product No.	Size W x L	Wt. (lbs.)	Price Ea.
H39-279-0923-3X3	3 x 3'	22	\$81.07

5/8" PERFORMA™ 100N YELLOW SAFETY BORDERS				
Product No.	Description	Size W x L	Wt. (lbs.)	Price Ea.
H39-279-0938-3X39	Male Border	3 x 39"	1	\$20.77
H39-279-0937-3X39	Female Border	3 x 39"	1	20.77



Diamond Deluxe Soft Foot

- 1/2" 100% blown vinyl sponge with popular diamond deckplate embossed surface.

Popular diamond deckplate surface anti-fatigue matting offers comfortable underfoot cushioning. 1/2" thickness provides extra relief over traditional 3/8" Soft Foot™ products. Reduces pressure or pain caused by prolonged standing. Closed-cell, single layer vinyl foam recommended for dry to low moisture environments. Solid Black or Black with Yellow safety borders. Manufactured beveled edges on standard sizes help reduce trips or falls. FOB Shipping Point.

1/2" DIAMOND DELUXE SOFT FOOT™						
Size W x L	Product No.	BLACK		BLACK/YELLOW		
		Wt. (lbs.)	Price Ea.	Product No.	Wt. (lbs.)	Price Ea.
2 x 3'	H20-570-0900-23	6	\$22.10	H20-570-0903-23	6	\$23.59
3 x 5'	H20-570-0900-35	15	55.25	H20-570-0903-35	15	58.98
3 x 12'	H20-570-0900-312	33	132.59	H20-570-0903-312	33	141.56
2 x 60'	H20-570-0900-260	120	402.09	H20-570-0903-260	120	428.68
3 x 60'	H20-570-0900-360	180	603.14	H20-570-0903-360	180	643.02
4 x 60'	H20-570-0900-460	240	804.18	H20-570-0903-460	240	857.35

ErgoFlex™

- Specially formulated foam for unparalleled resilience and cushioning for ultimate work comfort.
- Recommended for use in automotive and industrial work areas, service counters and laboratories.

Designed and manufactured to accommodate the most demanding work environments, these mats are the next generation in foam technology. 1/2" thick closed-cell PVC foam formulation is extra tough for long lasting performance. Handles most common fluids and stays buoyant even at low temperatures. Aggressive pebble-embossed surface enhances traction and durability. Beveled edges reduce tripping. 3-year limited warranty. FOB Shipping Point.


1/2" ERGOFLEX™						
Size W x L	Product No.	BLACK		BLACK/YELLOW		
		Wt. (lbs.)	Price Ea.	Product No.	Wt. (lbs.)	Price Ea.
2 x 3'	H45-270-0900-23	6	\$22.93	H45-270-0903-23	6	\$23.93
3 x 5'	H45-270-0900-35	15	57.32	H45-270-0903-35	15	59.82
3 x 10'	H45-270-0900-310	30	114.65	H45-270-0903-310	30	119.63
2 x 60'	H45-270-0900-260	120	425.35	H45-270-0903-260	120	446.95
3 x 60'	H45-270-0900-360	180	638.03	H45-270-0903-360	180	670.43
4 x 60'	H45-270-0900-460	240	850.71	H45-270-0903-460	240	893.91
6 x 60'	H45-270-0900-660	360	1,276.06	-	-	-



Infinity Collection Montage™

- Recycled rubber molded carpet entrance mat.

The ultimate high performance green matting made from recycled materials. 88% recycled matting with Leed Contribution. Abrasive, extra course needle punch crush proof carpet scraping surface. The multi-directional rib pattern combined with extra deep channels further enhances the scraping action. Needle punch carpet is molded to rugged recycled rubber backing. Amazing water absorption. Holds up to 1.5 gallons of water per square foot. Heavy duty engineered commercial beveled edging allows for wheels and caster traffic. Available in Steel Grey (1732), Chocolate (1419), Marine Blue (1532) or Charcoal (1901) – please specify. FOB Shipping Point.



Green Content: Montage	
Recycled material content as percentage of overall mat weight:	
Backing: Recycled Rubber	78%
Carpet Surface: Polypropylene and Polyester recycled fibers	5%
Edge: Recycled Plastic	5%
Total "green" score	88%

INFINITY COLLECTION – MONTAGE™			
Product No.	Size W x L	Wt. (lbs.)	Price Ea.
H40-402-32	3 x 2'	6	\$29.08
H40-402-35	3 x 5'	15	72.69
H40-402-36	3 x 6'	18	87.23
H40-402-310	3 x 10'	29	145.38
H40-402-320	3 x 20'	58	290.77
H40-402-360	3 x 60'	173	959.54
H40-402-64	6 x 4'	23	116.31
H40-402-610	6 x 10'	57	290.77
H40-402-620	6 x 20'	113	581.54
H40-402-660	6 x 60'	338	1,919.08

Scrap Tires Saved: **1** Plastic Bottles Saved: **4**

With each 15 sq. ft. of Montage matting manufactured, one scrap tire and four plastic bottles are saved from entering American landfills.

DRY AREA ANTI-FATIGUE MATS - "DIAMOND PLATE LAMINATES"





Cushion Trax®, Cushion Trax® Ultra™, Saddle Trax™


- PVC Laminated Diamond plate - Unifusion™ bond guaranteed for life of mat.
- Closed Cell PVC sponge backing.
- With RedStop™ non-slip backing to reduce mat slippage, Certified by the NFSI.

Cushion-Trax® and Saddle Trax™ are engineered to meet the toughest requirements of today's industrial applications and are particularly suited for multi-shift operations in dry work areas. The durable vinyl diamond-plate design provides non-directional traction, and is easy to clean. The top surface is combined with a dense closed cell foam base utilizing NoTrax® exclusive UniFusion™ technology virtually eliminating the possibility of de-lamination. Sloped beveled foam on all 4 undersides affords easy access onto and off of mat. Top surface made from 100% recycled PVC. Available in Black (BL) or Gray (GY) or Black with Yellow border (YB). FOB Shipping Point.

CUSHION TRAX® 9/16" THICKNESS						
Size W x L	Thickness	Wt. (lbs.)	Product No.	Price Ea.	Product No.	Price Ea.
2 x 3'	9/16"	9	H479S0023	\$40.91	H479S0023YB	\$45.64
3 x 5'	9/16"	20	H479S0035	102.28	H479S0035YB	114.09
3 x 12'	9/16"	48	H479S0312	245.46	H479S0312YB	273.82
FULL ROLLS						
2 x 75'	9/16"	215	H479R2475	886.15	H479R2475YB	1,011.69
3 x 75'	9/16"	320	H479R3675	1,329.23	H479R3675YB	1,517.54
4 x 75'	9/16"	425	H479R4875	1,772.31	H479R4875YB	2,023.38
CUSTOM LENGTHS UP TO 75'						
2'W. x Length	9/16"	1.36/sq. ft.	H479C0024	\$8.05	H479C0024YB	\$8.82
3'W. x Length	9/16"	1.36/sq. ft.	H479C0036	8.05	H479C0036YB	8.82
4'W. x Length	9/16"	1.36/sq. ft.	H479C0048	8.05	H479C0048YB	8.82
5'W. x Length	9/16"	1.36/sq. ft.	H479C0060	8.05	H479C0060YB	8.82
CUSHION TRAX® ULTRA™ 3/4" THICKNESS						
2 x 3'	3/4"	10	H975S0023	\$40.91	H975S0023YB	\$45.64
3 x 5'	3/4"	24	H975S0035	102.28	H975S0035YB	114.09
3 x 12'	3/4"	56	H975S0312	245.46	H975S0312YB	273.82
FULL ROLLS						
2 x 75'	3/4"	233	H975R2475	886.15	H975R2475YB	1,011.69
3 x 75'	3/4"	349	H975R3675	1,329.23	H975R3675YB	1,517.54
4 x 75'	3/4"	465	H975R4875	1,772.31	H975R4875YB	2,023.38
CUSTOM LENGTHS UP TO 75'						
2'W. x Length	3/4"	1.55/sq. ft.	H975C0024	\$8.05	H975C0024YB	\$8.82
3'W. x Length	3/4"	1.55/sq. ft.	H975C0036	8.05	H975C0036YB	8.82
4'W. x Length	3/4"	1.55/sq. ft.	H975C0048	8.05	H975C0048YB	8.82
5'W. x Length	3/4"	1.55/sq. ft.	H975C0060	8.05	H975C0060YB	8.82
SADDLE TRAX™ 1" THICKNESS						
2 x 3'	1"	12	H979S0023	\$56.71	H979S0023YB	\$61.81
3 x 5'	1"	30	H979S0035	141.78	H979S0035YB	154.52
3 x 12'	1"	72	H979S0312	340.28	H979S0312YB	370.86
FULL ROLLS						
2 x 75'	1"	300	H979R2475	1,224.00	H979R2475YB	1,332.92
3 x 75'	1"	450	H979R3675	1,836.00	H979R3675YB	1,999.38
4 x 75'	1"	600	H979R4875	2,448.00	H979R4875YB	2,665.85
CUSTOM LENGTHS UP TO 75'						
2'W. x Length	1"	2/sq. ft.	H979C0024	\$10.07	H979C0024YB	\$11.05
3'W. x Length	1"	2/sq. ft.	H979C0036	10.07	H979C0036YB	11.05
4'W. x Length	1"	2/sq. ft.	H979C0048	10.07	H979C0048YB	11.05
5'W. x Length	1"	2/sq. ft.	H979C0060	10.07	H979C0060YB	11.05



RedStop™ dramatically reduces mat slippage on smooth floor surfaces.




Dura Trax™, Dura Trax™ Grande™

- Durable rubber diamond-plate design provides non-directional traction, and is easy to clean.
- RedStop™ non-slip backing technology, Certified by the NFSI.

Dura Trax™ is the latest in high performance anti-fatigue floor mats representing the ultimate in comfort and durability for today's industrial environments. Dura Trax™ combines a rubber top surface with a dense sponge backing utilizing the NoTrax® exclusive UniFusion™ bonding process. The resulting finished product is virtually a single piece eliminating any possibility of de-lamination. The rubber top surface provides a noticeably softer and more comfortable work surface. The diamond-plate design offers greater slip resistance and is easy to sweep or mop clean. Sloped beveled edges reduce tripping hazards and allow easy access on and off the mat. Great for welding applications or workstations where comfort and slip resistance are needed. Available in Black or Black with Yellow Border. FOB Shipping Point.



RedStop™ dramatically reduces mat slippage on smooth floor surfaces.



DURA TRAX™ - 9/16" THICKNESS						
Size W x L	Thickness	Wt. (lbs.)	Product No.	Price Ea.	Product No.	Price Ea.
2 x 3'	9/16"	6	H490S0023BL	\$58.74	H490S0023YB	\$63.97
3 x 5'	9/16"	14	H490S0035BL	146.84	H490S0035YB	159.92
FULL ROLLS						
2 x 75'	9/16"	135	H490R2475BL	1,467.69	H490R2475YB	1,599.23
3 x 75'	9/16"	203	H490R3675BL	2,202.58	H490R3675YB	2,398.85
4 x 75'	9/16"	270	H490R4875BL	2,936.77	H490R4875YB	3,198.96
CUSTOM LENGTHS UP TO 75'						
2'W. x Length	9/16"	.9/sq. ft.	H490C0024BL	\$9.79	H490C0024YB	\$10.66
3'W. x Length	9/16"	.9/sq. ft.	H490C0036BL	9.79	H490C0036YB	10.66
4'W. x Length	9/16"	.9/sq. ft.	H490C0048BL	9.79	H490C0048YB	10.66
DURA TRAX™ GRANDE™ - 1" THICKNESS						
2 x 3'	1"	8	H990S0023BL	\$72.36	H990S0023YB	\$79.00
3 x 5'	1"	19	H990S0035BL	180.90	H990S0035YB	197.38
FULL ROLLS						
2 x 75'	1"	185	H990R2475BL	1,809.00	H990R2475YB	1,975.15
3 x 75'	1"	277	H990R3675BL	2,713.50	H990R3675YB	2,962.73
4 x 75'	1"	370	H990R4875BL	3,618.00	H990R4875YB	3,950.31
CUSTOM LENGTHS UP TO 75'						
2'W. x Length	1"	1.23/sq. ft.	H990C0024BL	\$12.06	H990C0024YB	\$13.17
3'W. x Length	1"	1.23/sq. ft.	H990C0036BL	12.06	H990C0036YB	13.17
4'W. x Length	1"	1.23/sq. ft.	H990C0048BL	12.06	H990C0048YB	13.17

ANTI-FATIGUE MATS




PREMIUM FLOOR MATS

1 A SUPERIOR Brand


Pebble Trax™/Pebble Trax™ Grande™

- Exclusive UniFusion™ bond guaranteed for the life of the mat.
- Manufactured with RedStop™ which dramatically reduces mat slippage on smooth floor surfaces.

Pebble Trax™ provides comfort and ergonomic support in the harshest dry environments. The pebble-embossed rubber top provides non-directional traction and resists exposure to sparks from welding. The resilient SBR rubber top surface is combined with a dense closed cell foam base utilizing NoTrax® exclusive UniFusion™ technology virtually eliminating the possibility of de-lamination. Available in ½" and 1" thickness. Beveled edges for easy access and reduced tripping. Three year manufacturer's warranty. Available in Black (BL). FOB Shipping Point.




PEBBLE TRAX™/PEBBLE TRAX™ GRANDE™						
480 Pebble Trax - ½" Thickness			980 Pebble Trax Grande - 1" Thickness			
Size W x L	Product No.	Wt. (lbs.)	Price Ea.	Product No.	Wt. (lbs.)	Price Ea.
2 x 3'	H480S0023BL	6	\$46.37	H980S0023BL	7	\$60.26
3 x 5'	H480S0035BL	15	115.93	H980S0035BL	18	150.65
3 x 12'	H480S0312BL	35	278.22	H980S0312BL	44	361.55
FULL ROLLS						
2 x 75'	H480R2475BL	147	1,159.27	H980R2475BL	185	1,506.46
3 x 75'	H480R3675BL	221	1,738.90	H980R3675BL	277	2,259.69
4 x 75'	H480R4875BL	294	2,318.54	H980R4875BL	370	3,012.92
CUT LENGTHS UP TO 75'						
2'W. x Length	H480C0024BL	.98/sq. ft.	7.73	H980C0024BL	1.23/sq. ft.	10.00
3'W. x Length	H480C0036BL	.98/sq. ft.	7.73	H980C0036BL	1.23/sq. ft.	10.00
4'W. x Length	H480C0048BL	.98/sq. ft.	7.73	H980C0048BL	1.23/sq. ft.	10.00



Pebble Step Sof-Tred™ With Dyna-Shield®

- Non-directional top surface ensures excellent traction while remaining easy to clean.

The NoTrax® exclusive Dyna-Shield® ¾" PVC sponge is manufactured with a tough protective top layer that provides long lasting wear and outperforms the competition in tear resistance and tensile strength. Designed for use in the medium duty dry work areas. All four sides are beveled to minimize trip hazards. Available in Solid Black (BL) or Gray (GY) or Black with Yellow Borders (BY). FOB Shipping Point.



PEBBLE STEP SOF-TRED™						
Solid Black or Gray			Black w/Yellow Borders			
Size W x L	Thickness	Wt. (lbs.)	Product No.	Price Ea.	Product No.	Price Ea.
2 x 3'	¾"	4.1	H415S0023	\$21.12	H415S0023BY	\$22.01
2 x 6'	¾"	7.56	H415S0026	42.24	H415S0026BY	44.01
3 x 4'	¾"	7.56	H415S0034	42.24	H415S0034BY	44.01
3 x 5'	¾"	10.2	H415S0035	52.80	H415S0035BY	54.83
3 x 6'	¾"	12	H415S0036	63.36	H415S0036BY	66.02
3 x 12'	¾"	23.7	H415S0312	126.72	H415S0312BY	132.04
FULL ROLLS						
2 x 60'	¾"	76	H415R0024	\$398.77	H415R0024BY	\$416.49
3 x 60'	¾"	114.6	H415R0036	598.15	H415R0036BY	624.74
4 x 60'	¾"	150.9	H415R0048	797.54	H415R0048BY	832.98
CUSTOM LENGTHS UP TO 60'						
2'W. x Length	¾"	.64/sq. ft.	H415C0024	\$4.54	H415C0024BY	\$4.75
3'W. x Length	¾"	.64/sq. ft.	H415C0036	4.54	H415C0036BY	4.75
4'W. x Length	¾"	.64/sq. ft.	H415C0048	4.54	H415C0048BY	4.75

Diamond Sof-Tred™ With Dyna-Shield®

- Designed for safety and comfort.
- Reduces leg and back fatigue.

Diamond Sof-Tred™ floor matting is engineered with ½" thick PVC closed cell sponge construction to help reduce leg and back fatigue, allowing for greater productivity and alertness. Diamond embossed Dyna-Shield® sponge provides a safe walking surface. Resistance to abrasive chemicals, and dirt. Edges beveled on four sides. Available colors: Gray (GY), Black (BL), or Black-Yellow (BY) -- please specify. FOB Shipping Point.



DIAMOND SOF-TRED™						
Solid Black or Gray			Black w/Yellow Borders			
Size W x L	Thickness	Wt. (lbs.)	Product No.	Price Ea.	Product No.	Price Ea.
2 x 3'	½"	5	H419S0023	\$27.99	H419S0023BY	\$29.69
2 x 6'	½"	10	H419S0026	55.98	H419S0026BY	59.37
3 x 4'	½"	10	H419S0034	55.98	H419S0034BY	59.37
3 x 5'	½"	12.2	H419S0035	69.97	H419S0035BY	74.22
3 x 6'	½"	14.4	H419S0036	83.96	H419S0036BY	89.06
3 x 12'	½"	28.5	H419S0312	167.93	H419S0312BY	178.12
FULL ROLLS						
2 x 60'	½"	96	H419R0024	\$508.06	H419R0024BY	\$539.08
3 x 60'	½"	144	H419R0036	762.09	H419R0036BY	808.62
4 x 60'	½"	192	H419R0048	1,016.12	H419R0048BY	1,078.15
CUSTOM LENGTHS UP TO 60'						
2'W. x Length	½"	.8/sq. ft.	H419C0024	\$4.87	H419C0024BY	\$5.17
3'W. x Length	½"	.8/sq. ft.	H419C0036	4.87	H419C0036BY	5.17
4'W. x Length	½"	.8/sq. ft.	H419C0048	4.87	H419C0048BY	5.17

Superfoam®




- Extremely durable yet lightweight anti-fatigue mat designed especially for ease of handling and ergonomic comfort.
- ¾" Overall thickness.

Different than most common PVC sponge mats, the Superfoam® is made from a closed cell PVC Nitril foam blend Superfoam® that does not absorb liquids and is highly resistant to greases and oils. This material holds up well against abrasion and tearing. Great alternative to much heavier and bulkier mats. Available in rolls and custom lengths or with holes for drainage. All four sides are beveled to minimize trip hazards (even on rolls and custom lengths). FOB Shipping Point.



SUPERFOAM®				
Size W x L	Thickness	Wt. (lbs.)	Product No.	Price Ea.
3 x 2'	¾"	4.8	HT17S0032BL	\$62.06
3 x 3'	¾"	7.3	HT17S0033BL	93.09
3 x 4'	¾"	9.7	HT17S0034BL	124.12
3 x 5'	¾"	12.1	HT17S0035BL	155.15
3 x 6'	¾"	14.5	HT17S0036BL	186.18
3 x 8'	¾"	19.4	HT17S0038BL	248.23
FULL ROLLS				
3 x 75'	¾"	205	HT17R0036BL	\$2,327.19
4 x 75'	¾"	273	HT17R0048BL	3,102.92
CUSTOM LENGTHS UP TO 75'				
3'W. x Length	¾"	.91/sq. ft.	HT17C0036BL	\$12.42
4'W. x Length	¾"	.91/sq. ft.	HT17C0048BL	12.42

WET/DRY AREA ANTI-FATIGUE SAFETY MATS - "RUBBER"



Cushion-Connect™

- ½" overall thickness.
- Wet environments where comfort and durability are critical.

Modular rubber drainage mat with large hole design keeps liquids and debris away from worker platform. Interlocking design allows for longer lengths and custom configurations. Available in General Purpose Black and Heavy Duty Red rubber compounds. FOB Shipping Point.





Size W x L	BLACK CUSHION-CONNECT™ Product No.	Wt. (lbs.)	Price Ea.
3 x 3'	H501S0033BL	18	\$38.40
	RED CUSHION-CONNECT™		
3 x 3'	H501S0033RD	18	50.26

Drain-Step™

- ¾" overall thickness.
- Aggressive textured surface for better traction.

Large hole rubber design allows drainage and debris to fall away from worker. Available in General Purpose Black and Heavy Duty Red rubber compounds. FOB Shipping Point.

Size W x L	BLACK DRAIN-STEP™ Product No.	Wt. (lbs.)	Price Ea.
3 x 5'	H503S0035BL	34	\$75.72
	RED DRAIN-STEP™		
3 x 5'	H503S0035RD	34	115.67




Beveled Drain-Step™

- ½" overall thickness.
- For wet workstations that require basic fatigue relief.

Rubber drainage mat with molded-in beveled edges to reduce trip hazards. Low profile for cart traffic. Available in General Purpose Black and Heavy Duty Red rubber compounds. FOB Shipping Point.

Size W x L	BLACK BEVELED DRAIN-STEP™ Product No.	Wt. (lbs.)	Price Ea.
3 x 5'	H504S0035BL	23	\$51.36
	RED BEVELED DRAIN-STEP™		
3 x 5'	H504S0035RD	23	73.54

WET/DRY AREA ANTI-FATIGUE SAFETY MATS



Cushion-Lok™ Perforated Series

- Six-inch wide diamond-studded beveled ramps are permanently affixed on 3 sides and perforated for drainage.
- Bottom surface design that offers maximum flex for worker comfort.



Cushion-Lok™ is a tough PVC based workstation mat developed by NOTRAX® for use in wet environments where resistance to harsh industrial chemicals is a necessity. Hundreds of portholes facilitate drainage while the worker is elevated on a series of blades to increase traction and keep the worker out of the spillage. This is the ultimate mat for wet environments where drainage and slip resistance are a priority. Tiles and ramps are made from 100% recycled PVC. 7/8" thick with a reinforced bottom surface design that repels crushing from extreme weights. Black-Yellow in color. FOB Shipping Point.

CUSHION-LOK™ PERFORATED SERIES				
Product No.	Size	Thickness	Wt. (lbs.)	Price Ea.
H520S3036BY	30 x 36"	7/8"	13	\$77.08
H520S3048BY	30 x 48"	7/8"	18	100.08
H520S3060BY	30 x 60"	7/8"	23	122.77
H520S3072BY	30 x 72"	7/8"	29	142.62
H520S3096BY	30 x 96"	7/8"	37	185.23
H520S4272BY	42 x 72"	7/8"	41	192.15
H520S4296BY	42 x 96"	7/8"	52	249.62

Diamond Flex-Lok™

- True ergonomic support and comfort with the durability of an industrial safety mat.
- PVC compound construction is highly resistant to most chemicals, oils and greases.

Intelligently designed for wet environments where anti-fatigue, drainage, and slip resistance are all a priority. Modular matting system can easily accommodate on-site custom configurations. A permanent interlock system ensures that the mats will not come apart, eliminating the need for the use of potentially harmful adhesives. Multi-tiered footing design elevates mat off the floor resulting in air pockets that allow the mat to flex with the weight of the worker, resulting in less fatigue and easy clean-up. Large drainage holes facilitate removal of debris from the work area and eliminate clogging. A pronounced raised diamond pattern enhances slip resistance. Interlocking, inverted "V" pattern beveled ramps can be attached to mats to eliminate trip hazards. Sorbent pads can be easily placed under matting in extremely wet environments for an extra measure of safety. FOB Shipping Point.



DIAMOND FLEX-LOK™				
Product No.	Size	Description	Wt. (lbs.)	Price Ea.
H620S3036BY	30 x 36"	Black/Yellow	22	\$69.32
H620S3048BY	30 x 48"	Black/Yellow	29	89.97
H620S3060BY	30 x 60"	Black/Yellow	37	110.38
H620S3072BY	30 x 72"	Black/Yellow	44	128.20
H620S3096BY	30 x 96"	Black/Yellow	56	166.68
H620S4272BY	42 x 72"	Black/Yellow	62	172.85
H620S4296BY	42 x 96"	Black/Yellow	81	224.55

Diamond Plate Runner


- Overall thickness is 3/2".
- Made from 100% recycled materials.

The high profile diamond-embossed top surface yields exceptional traction from any direction. Made of durable vinyl, these runners have a low profile allowing for easy on/off cart traffic. Recommended for applications where safety and slip protection is needed with minimal anti-fatigue value such as aisles, warehouses, vending areas, and industrial passageways. FOB Shipping Point.



DIAMOND PLATE RUNNER				
Product No.	Custom Length up to 75'	Description	Wt. (lbs.)	Price Per Sq. Ft.
H737C0024*	2'W x Length	Black or Gray	.9/sq. ft.	\$3.22
H737C0036*	3'W x Length	Black or Gray	.9/sq. ft.	3.22
H737C0048*	4'W x Length	Black or Gray	.9/sq. ft.	3.22
H737C0024YB	2'W x Length	Black/Yellow	.9/sq. ft.	4.56
H737C0036YB	3'W x Length	Black/Yellow	.9/sq. ft.	4.56
H737C0048YB	4'W x Length	Black/Yellow	.9/sq. ft.	4.56

*Add (BL) to Product No. for Black, add (GY) for Gray.



V-Groove Corrugated Vinyl Runner™

- Corrugated rib-tooth design improves traction.
- Overall thickness is 1/2".
- Made from 100% recycled materials.

Ideal for applications where safety and slip protection is needed with minimal anti-fatigue value such as aisle ways, warehouses, and vending areas. Low profile matting allows for easy on/off cart traffic. The vinyl runner also creates a barrier to cold flooring and reduces noise over tile. Can also be used as a liner for maintenance and tool carts. Black in color. FOB Shipping Point.

V-GROOVE CORRUGATED RUNNER™				
Product No.	Size	Wt. (lbs.)	Price Ea.	
H730C0024BL105	2 x 105'	147	\$336.81	
H730C0036BL105	3 x 105'	221	505.21	
H730C0048BL105	4 x 105'	294	673.62	
			CUSTOM LENGTH UP TO 105'	Price Per Sq. Ft.
H730C0024BL	2'W x Length	.7/sq. ft.	1.77	
H730C0036BL	3'W x Length	.7/sq. ft.	1.77	
H730C0048BL	4'W x Length	.7/sq. ft.	1.77	

WET/DRY AREA ANTI-FATIGUE SAFETY MATS - "RUBBER"

Cushion-Ease® Anti-Fatigue Mat

- A resilient anti-fatigue mat with an anti-slip surface texture.
- Multi-nib backing that helps promote easy drainage.
- M.D. Ramp System® edges sold separately. Call for more information.

Excellent mat for cooking areas, meat and bakery depts., bar areas and other medium to heavy duty wet commercial and industrial work areas. Resilient rubber compound greatly reduces fatigue and provides support to the worker, plus it's chemical resistant. Large circular hole design facilitates drainage of liquids and debris. Textured surface provides sure footing. Built-in connectors make it easy to assemble. Black mat is grease resistant and has a 1-year warranty. Red mat is grease proof and has a 3-year warranty. FOB Shipping Point.



Shown with M.D. Ramp System

BLACK CUSHION-EASE®				
Product No.	Size	Thickness	Wt. (lbs.)	Price Ea.
H550S0033BL	3 x 3'	¾"	24	\$71.03
H550S0035BL	3 x 5'	¾"	39	118.38
RED CUSHION-EASE®				
H550S0033RD	3 x 3'	¾"	24	85.24
H550S0035RD	3 x 5'	¾"	39	142.06

*Uses M.D. Ramp System

Niru® Cushion-Ease® GSII™

- 100% Nitrile rubber providing highest degree of resistance to chemicals, oils and greases.
- Silicon Carbide grit surface for long lasting traction.
- M.D. Ramp System® edges sold separately. Call for more information.

Niru® Cushion-Ease® with GSII™ outperforms the competition and excels in the harshest industrial environments where caustic chemicals, cutting fluids and greases are often found. A large hole drainage system facilitates the removal of liquids and debris from the work surface. Easy to snap together mats are compatible with NoTrax M.D. Ramp System® for on-site custom configurations. Black in color. FOB Shipping Point.



NIRU® CUSHION-EASE® GSII™				
Product No.	Size W x L	Thickness	Wt. (lbs.)	Price Ea.
H850S0033BL	3 x 3'	¾"	24	\$143.14
H850S0035BL	3 x 5'	¾"	42	238.51

Cushion-Ease® Solid Rubber Mat

- Resilient rubber mat that greatly reduces fatigue from long standing jobs in dry work environments.
- Designed specifically for the demands of heavy industrial applications and commercial kitchens.
- M.D. Ramp System® edges sold separately. Call for more information.

Solid rubber construction is exceptionally durable and easy to clean. Built-in connectors afford customization for mass applications. Black mat is grease resistant and Red mat is grease proof. FOB Shipping Point.

BLACK CUSHION-EASE® SOLID				
Product No.	Size	Thickness	Wt. (lbs.)	Price Ea.
H556S0033BL	3 x 3'	¾"	29	\$71.03
RED CUSHION-EASE® SOLID				
H556S0033RD	3 x 3'	¾"	29	\$85.24

*Uses M.D. Ramp System

Niru® Cushion-Ease® Solid GSII™

- 100% Nitrile rubber providing highest degree of resistance to chemicals, oils and greases.
- Silicon Carbide grit surface for long lasting traction.
- M.D. Ramp System® edges sold separately. Call for more information.

Niru® Cushion-Ease® Solid with GSII™ offers a solid top construction that is easy to clean and provides anti-fatigue relief and added traction in dry environments where exposure to chemicals, oils and grease is light to moderate. Easy to snap together mats are compatible with NoTrax M.D. Ramp System® for on-site custom configurations. Black in color. FOB Shipping Point.






NIRU® CUSHION-EASE® SOLID GSII™				
Product No.	Size W x L	Thickness	Wt. (lbs.)	Price Ea.
H856S0033BL	3 x 3'	¾"	29	\$143.14

Safety Stance®

- Super safety matting for wet and oily areas.
- Large openings allow liquids and debris to drain through for a dry standing surface.

Grease resistant rubber matting withstands oily and wet environments. Beveled edging on 3 or 4 sides for added safety. ¾" thick for maximum anti-fatigue relief. Available in Black-Yellow (YB), or Black-Orange (OB) -- please specify. FOB Shipping Point.

SAFETY STANCE® THREE-SIDED EDGING				
Product No.	Size	Thickness	Wt. (lbs.)	Price Ea.
H549S2640	26 x 40"	¾"	23	\$83.49
H549S3840	38 x 40"	¾"	32	130.92
H549S3864	38 x 64"	¾"	52	166.78
H549S3124	38 x 124"	¾"	100	324.55
FOUR-SIDED EDGING				
H549S2840	28 x 40"	¾"	24	\$100.18
H549S4040	40 x 40"	¾"	33	154.80
H549S4064	40 x 64"	¾"	55	197.17
H549S4124	40 x 124"	¾"	105	375.30



COMFORT MATTING

Comfort King™ Matting

- ¾" patented Zedlan™ chemical resistance foam, anti-fatigue matting.
- Provides 3 times the resilience of vinyl foam mats.

Designed with ergonomics in mind -- by inducing natural flexing of muscles, these mats reduce the build up of lactic acid that causes fatigue. Greater resilience reduces strain on feet, ankles, legs and lower back. Abrasion and slip resistant -- surface is easy to clean. Fully beveled edges reduce tripping. Anti-static matting (10⁹ ohms per square) features grounding cords. Available in Royal Blue, Black or Steel Gray -- please specify. FOB Shipping Point.



Comfort Anti-Static

Comfort King

COMFORT KING			
Product No.	Size	Wt. (lbs.)	Price Ea.
HCK0023	2 x 3'	4.5	\$33.20
HCK0035	3 x 5'	11	82.99
HCK0312	3 x 12'	27	199.17


ROLLS			
Product No.	Size	Wt. (lbs.)	Price Ea.
HCK83824	2 x 60'	78	614.20
HCK83836	3 x 60'	136	921.29
HCK83848	4 x 60'	156	1,228.40

CUSTOM LENGTHS			
Product No.	Size	Price Per Lin. Ft.	
HCK83824C	2' Custom Cuts	1.3 lb. lin. Ft.	11.97
HCK83836C	3' Custom Cuts	2.3 lbs. lin. Ft.	17.95
HCK83848C	4' Custom Cuts	2.6 lbs. lin. Ft.	23.95
HCK83872C	6' Custom Cuts	4.6 lbs. lin. Ft.	35.91

COMFORT KING ANTI-STATIC			
Product No.	Size	Wt. (lbs.)	Price Ea.
HZC0023	2 x 3'	4.5	\$51.52
HZC0035	3 x 5'	11	105.04
HZC0312	3 x 12'	26	227.65

ROLLS			
Product No.	Size	Wt. (lbs.)	Price Ea.
HZC83824	2 x 60'	78	614.20
HZC83836	3 x 60'	136	921.29
HZC83848	4 x 60'	156	1,228.40

CUSTOM LENGTHS			
Product No.	Size	Price Per Lin. Ft.	
HZC83824C	2' Custom Cuts	1.3 lb. lin. Ft.	11.97
HZC83836C	3' Custom Cuts	2.3 lbs. lin. Ft.	17.95
HZC83848C	4' Custom Cuts	2.6 lbs. lin. Ft.	23.95
HZC83872C	6' Custom Cuts	4.6 lbs. lin. Ft.	35.91



Super-Sponge™ Rolls/Super Foot-Lover Mats



- 100% chemically blown, closed-cell PVC extra thick sponge provides proper leg and back support to prevent tired achy muscles.
- Industrial-grade ribbed surface gives excellent traction.

Excellent for workstations, service counters, cashiers and assembly lines. Resistant to many common chemicals. Fully beveled edges reduce tripping. A great combination of economy with softness and comfort. ¾" thick. Available in Black or Gray -- please specify. FOB Shipping Point.

SUPER SPONGE ROLLS			
Product No.	Size	Wt. (lbs.)	Price Ea.
HTS6W024-60	2 x 60'	123	\$537.42
HTS6W036-60	3 x 60'	184	806.14
HTS6W048-60	4 x 60'	245	1,074.85
HTS6W072-60	6 x 60'	368	1,612.27

CUSTOM LENGTHS			
Product No.	Size	Price Per Lin. Ft.	
HTS6W024C	2' Custom Cuts	2.0 lb./lin. Ft.	10.45
HTS6W036C	4' Custom Cuts	3.1 lbs./lin. Ft.	15.69
HTS6W048C	6' Custom Cuts	4.1 lbs./lin. Ft.	20.93
HTS6W072C	8' Custom Cuts	6.1 lbs./lin. Ft.	31.39

SUPER FOOT-LOVER MATS			
Product No.	Size	Wt. (lbs.)	Price Ea.
HT6W023	2 x 3'	8	\$30.02
HT6W035	3 x 5'	17	75.08



Safewalk™ Light Matting

- Heavy duty rubber allows easy drain-through of liquids and debris.
- Raised rib design provides superior traction in wet or dry conditions.

Designed especially for food service use, food processing, packaging, kitchens, bars and cafeterias. Features great drainage, aeration and worker anti-fatigue comfort. Smooth surface for easier clean-up. Grease-proof terra cotta recommended for fry stations, cook lines and greasy industrial stations. ½" thick. FOB Shipping Point.

SAFEWALK LIGHT			
Product No.	Size	Wt. (lbs.)	Price Ea.
GENERAL PURPOSE - BLACK			
HWST35-BK	3 x 5'	27	\$71.99
HWST31-BK	3 x 10'	54	177.30
HWST15-BK	3 x 15'	81	285.69
HWST32-BK	3 x 20'	108	381.05
GREASE PROOF - TERRA COTTA			
HWST35-TC	3 x 5'	29	118.51
HWST31-TC	3 x 10'	58	264.65
HWST15-TC	3 x 15'	87	396.90
HWST32-TC	3 x 20'	116	529.07

Worker's DELIGHT MATTING

- Made from ¾" patented Zedlan™ to create the ultimate ergonomic mat.
- High performance Zedlan Foam is softer and more resilient than vinyl foam.


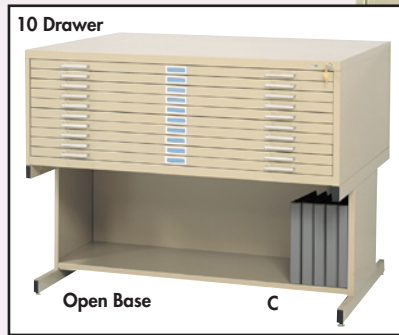

Perfect for machine shops, shipping and packing areas, factories, counters and cashiers. Resistant to most common chemicals. Beveled edges on all sides. Available in Black Deck Plate (BK), Gray Deck Plate (GY) or Black w/Yellow Border (YB) -- please specify. 3 year guarantee against delamination. FOB Shipping Point.



Exclusive Fusion Technology

WORKER'S DELIGHT - ¾" THICK MATS				
Product No.	Size	Wt. (lbs.)	BLACK OR GRAY Price Ea.	BLACK w/YELLOW BORDER Price Ea.
HWD1223	2 x 3'	10.5	\$67.74	\$71.57
HWD1235	3 x 5'	26.5	169.36	178.95
HWD1232	3 x 12'	63	406.46	429.49
¾" THICK ROLLS				
HWDR1224-75	2 x 75'	200	1,659.69	1,733.08
HWDR1236-75	3 x 75'	394	2,489.53	2,599.61
HWDR1248-75	4 x 75'	525	3,319.37	3,466.16

PAPER STORAGE



A) Steel Flat Files



- Drawers glide effortlessly on case hardened steel ball bearing rollers.
- Tops are reinforced for stacking strength and files can be stacked up to 5 high without additional hardware.

Features 1" and 2" deep drawers for active and inactive filing needs. Each drawer has a hinged front depressor and rear hood to protect sheets. The heavy gauge steel frame and double-thick wrap-around corner seams keep files new looking for years. 5-drawer file features five 2" drawers and the 10-drawer model has ten 1" drawers. Available in Tropic Sand, White, Black or Gray powder coat paint finish - please specify. Greenguard certified. FOB Shipping Point.

5-DRAWER FILE			
Product No.	Outside Size W x D x H	Wt. (lbs.)	Price Ea.
H4994	40½ x 29½ x 16½"	160	\$1,157.54
H4996	46½ x 35½ x 16½"	195	1,339.62
H4998	53½ x 41½ x 16½"	250	1,586.77
10-DRAWER FILE			
H4986	46½ x 35½ x 16½"	278	2,366.31

B) Optional Lock Kits

Lock Kits are field installable and include 2 keys.

OPTIONAL LOCK KITS			
Product No.	Use With	Wt. (lbs.)	Price Ea.
H4981	Use w/5-Drawer Flat File	1	\$68.54
H4983	Use w/10-Drawer Flat File	1	68.54

C) Optional Closed & Open Bases



Closed Base raises files 6" off the floor for protection and easier access. 5-drawer files can be stacked up to 5 high on base. Front is recessed 2¼" from front of file. Open Base raises files 20" off the floor. Available in Tropic Sand, White, Black or Gray powder coat finish - please specify. Greenguard certified. FOB Shipping Point.

CLOSED BASE			
Product No.	Use With	Wt. (lbs.)	Price Ea.
H4995	Use w/Product No. H4994	22	\$202.15
H4997	Use w/Product No. H4996 & H4986	26	216.69
H4999	Use w/Product No. H4998	30	272.08
OPEN BASE			
H4975	Use w/Product No. H4994	37	443.77
H4977	Use w/Product No. H4996 & H4986	42	472.85
H4979	Use w/Product No. H4998	47	492.92

Mobile Vertical Filing Stand

- The easy way to store and organize large prints, maps and charts.
- Holds up to 12 Hanging Clamps in Pivot Brackets that allow clamps to swing freely.

Each clamp holds up to 100 sheets (20 lbs. max.). Height and length adjust to accommodate various size sheets and clamps. Height adjusts from 43½" to 61½" for sheets up to 54" long. The base extends from 27½" to 37½". 27" wide overall. Includes stand, 12 Pivot Brackets. Hanging clamps sold separately. Tropic Sand in color. Shipped KD. Measures 27"W. x 27½-37½"D. x 43½-61½"H. Greenguard certified. FOB Shipping Point.
H5026 Wt. 47 (lbs.) Price Ea. \$532.38

Mobile Plan Center

- Features heavy gauge steel construction.

Rolls easily to any location on four ball bearing swivel casters (2 locking). The width adjusts to fit 24" to 42" hanging clamps (sold separately). Accommodates up to 18 clamps that simply drop in and lift out as needed. Tropic Sand finish. Assembly required. Measures 25¼" to 43¾"W. x 20½"D. x 51"H. Greenguard certified. FOB Shipping Point.
H5060 Wt. 33 (lbs.) Price Ea. \$425.77



Hanging Clamps



Akulon plastic wing knobs for balanced gripping tension. Each clamp holds up to 100 sheets (20 lbs. max.). Clamps can be used in a variety of vertical filing systems. Greenguard certified. FOB Shipping Point.

HANGING CLAMPS				
Product No.	Size	No. Clamps Per Ctn.	Wt. (lbs.) Ctn.	Price Per Ctn.
H5001-6	18" long (19¾" overall)	6	5	\$197.31
H5002-6	24" long (25¾" overall)	6	6	222.23
H5003-6	30" long (31¾" overall)	6	7	247.15
H5004-6	36" long (37¾" overall)	6	9	257.54
H5005-6	42" long (43¾" overall)	6	10	274.15

ROLL STORAGE



Upright Roll Files

- Store and organize your documents with this compact desk-side file.

Keep your documents together and unharmed with square tube openings, reinforced with plastic molding to prevent tears and snags. Each file is constructed of durable corrugated fiberboard in a Walnut wood grain finish. Easy assembly. Greenguard certified. FOB Shipping Point.

UPRIGHT ROLL FILES					
Product No.	No. Comp.	Comp. Size	Size W x D x H	Wt. (lbs.)	Price Ea.
H3079	12	3 3/4" x 3 3/4"	15 x 12 x 22"	4	\$58.15
H3081	20	2 3/4" x 2 3/4"	15 x 12 x 22"	4	61.62




Tube-Stor KD Roll File

- Great low-cost system for rolled document storage.

With 16 compartments you can easily store and find your documents. Can be stacked to create a filing system. Constructed of white corrugated fiberboard. Limited lifetime warranty. Assembles quickly and easily. FOB Shipping Point.

TUBE-STOR KD ROLL FILE					
Product No.	Comp. Size	Size W x D x H	Wt. (lbs.)	Price Ea.	
H3098	3 x 3 x 36"	12 3/4" x 37" x 12 1/2"	12	\$71.31	



Tubular Steel Roll Files

• Economical and lightweight, these roll files move easily on twin casters -- 2 locking. Slanted top design provides convenient access to rolled files. Light Gray frame with chrome-plated grids looks great in any setting. Bottom dust guard protects your files. Each unit has a 100 lb. capacity when files are evenly distributed. Assembles easily. Greenguard certified. FOB Shipping Point.

TUBULAR STEEL ROLL FILES					
Product No.	No. Comp.	Comp. Size	Size W x D x H	Wt. (lbs.)	Price Ea.
H3090	12	3 3/4"	18 x 12 3/4" x 24 1/2"	7	\$87.23
H3091	20	2 3/4"	18 x 12 3/4" x 24 1/2"	7	87.92



Value Sorter® Literature Organizers

- Organize literature, file folders and catalogs and keep them readily accessible.

Large capacity fiberboard compartments measure 9 3/4" x 12 1/2" x 2 1/2" and accept hard to organize file folders or up to 550 sheets per compartment. All steel exterior and support shelves. Radius corners provide a finished appearance. Compartments are heavy-duty corrugated fiberboard. Wide shelf fronts serve as label holders (labels are included). Available in Black (BL) Gray (GR), Sand (SA) baked enamel or Medium Oak (MO) Woodgrain finish on steel. Quick-lock design for easy assembly without tools. FOB Shipping Point.

VALUE SORTER® LITERATURE ORGANIZERS					
Product No.	No. Comp.	Size W x D x H	Wt. (lbs.)	Price Ea.	
H7111	24	32 1/4" x 13 1/2" x 25 3/4"	29	\$149.54	
H7121	36	32 1/4" x 13 1/2" x 38"	36	174.46	
H7131	72	32 1/4" x 13 1/2" x 75"	61	299.77	

LITERATURE Storage Centers

- E-Z Stor® Steel Literature Storage Centers -- Letter Size

Premium unit is quality built with a strong steel frame, shelves, dividers and a solid fiberboard back. Interlocking design of shelves and dividers adds extra strength. Compartments measure 9"W x 12 1/4"D x 3"H. Each compartment will hold up to 750 sheets. Available in Black, Gray or Tropic Sand baked enamel finish - please specify. Easy assembly. Greenguard certified. FOB Shipping Point.

CLASSIC 92 STEEL STORAGE CENTERS LETTER SIZE					
Product No.	No. of Comp.	Overall W x D x H	Wt. (lbs.)	Price Ea.	
H9211	24	37 1/2" x 12 1/4" x 25 3/4"	54	\$294.92	
H9221	36	37 1/2" x 12 1/4" x 36 1/2"	75	362.77	
H9231	60	37 1/2" x 12 1/4" x 60"	124	567.69	
H9241	72	37 1/2" x 12 1/4" x 71"	143	636.92	

Wood Adjustable Compartment Literature Organizers

• Adjustable shelves make these compartments truly versatile. Affordable literature organizers that can be used on a desk, tabletop or as a free standing combination cabinet. Mix and match units with or without drawers to create the storage system that fits your needs. Constructed from 3/8" compressed wood with laminate finish and a full fiberboard back. Hardboard shelves form 9"W x 11 3/4"D x 2 1/2"H letter size compartments, adjustable in 1/2" increments and a weight capacity of up to 15 lbs. Model H9422 stores CD's on bottom shelf with an adapter rod. The plastic molding serves as a labeling system (labels are included). Quick and easy set up. Available in Oak (MO) or Gray (GR). FOB Shipping Point.



WOOD ADJUSTABLE COMPARTMENT LITERATURE ORGANIZERS					
Product No.	No. Comp.	Drawers	Size W x D x H	Wt. (lbs.)	Price Ea.
H9422	16	-	19 1/4" x 11 3/4" x 21"	22	\$91.38
H9423	24	-	39 1/4" x 11 3/4" x 16 1/2"	33	115.62
H9424	36	-	39 1/4" x 11 3/4" x 24"	45	141.23
H9494	32	2	39 1/4" x 11 3/4" x 25 1/4"	68	163.38

FILE CABINETS & BOOKCASES

Lateral Files



HLPL3672L60

Heavy gauge welded steel construction ensures rigidity and durability for many years of use. Files will accommodate letter or legal hanging files. A mechanical interlock system prevents more than one drawer from opening at a time to eliminate the danger of tipping. Drawers and shelves glide on heavy duty, full extension ball bearing suspensions. A single lock controls all openings. Locks are core removable and master keyed (order keys separately). Each opening is equipped with side-to-side hang rods for the folders. Optional front-to-back rods (H15CR) are available.

Drawers and doors have easy grip, full-width pulls with recessed label holders. Four leveling glides allow the unit to be leveled on uneven floors. To reduce risk of tipping, order two drawer lateral files with counterweights (suffix "W") for all applications except under a work surface in a workstation. Five and six-high units have retractable door(s) with roll-out drawer on top opening(s). Choose an optional laminate top to create a work surface on two and three-high files. Specify Oak or Walnut. Durable powder-coat paint finish available in five colors. FOB Shipping Point.

Available Colors:



LATERAL FILE CABINETS				
Product No.	No. of Drawers	Size W x D x H	Wt. (lbs.)	Price Ea.
HLPL3624L20	2	36 x 17 ¹ / ₆ x 27 ⁷ / ₆ "	108	\$427.87
HLPL3624L20W	2	36 x 17 ¹ / ₆ x 27 ⁷ / ₆ "	149	458.16
HLPL3636L30	3	36 x 17 ¹ / ₆ x 39 ³ / ₆ "	145	559.13
HLPL3648L40	4	36 x 17 ¹ / ₆ x 51 ¹ / ₂ "	184	685.97
HLPL3660L50	5	36 x 17 ¹ / ₆ x 65"	227	856.36
HLPL3672L60	6	36 x 17 ¹ / ₆ x 76 ⁵ / ₆ "	270	1,012.87
HLPL4224L20	2	42 x 17 ¹ / ₆ x 27 ⁷ / ₆ "	120	456.27
HLPL4224L20W	2	42 x 17 ¹ / ₆ x 27 ⁷ / ₆ "	167	491.60
HLPL4236L30	3	42 x 17 ¹ / ₆ x 39 ³ / ₆ "	160	596.36
HLPL4248L40	4	42 x 17 ¹ / ₆ x 51 ¹ / ₂ "	206	728.89
HLPL4260L50	5	42 x 17 ¹ / ₆ x 65"	262	908.74
HLPL4272L60	6	42 x 17 ¹ / ₆ x 76 ⁵ / ₆ "	293	1,060.20
ACCESSORIES				
Product No.	Description	Wt. (lbs.)	Price Ea.	
H15CR	Pair of Front to Back Rods	1	\$5.36	
HT1836	Laminate Top for 36"W File	23	108.54	
HT1842	Laminate Top for 42"W File	26	142.63	
HTCRKLE	Master Key	-	4.71	

Vertical Files



HV285C-MF

Tennsco vertical files are as attractive as they are dependable. Contemporary design features full-width recessed handles with plastic label holders. Drawers operate quietly and effortlessly on steel ball bearing suspensions. All hanging files in a drawer are visible as drawers extend fully on the three-section telescoping suspensions.

A single lock controls all drawers. Locks are core removable and are master keyed (order master keys separately). An interlock system keeps more than one drawer from opening at a time. Hanging file folders hang on the full height drawer sides eliminating the need for hanging folder frames. Durable powder-coat paint finish available in five colors. FOB Shipping Point.

Available Colors:



VERTICAL FILE CABINETS				
Product No.	No. of Drawers	Size W x D x H	Wt. (lbs.)	Price Ea.
LETTER				
HV282-MF	2	14 ¹ / ₆ x 28 x 26 ¹ / ₆ "	80	\$324.37
HV283-MF	3	14 ¹ / ₆ x 28 x 38 ³ / ₆ "	113	410.83
HV284-MF	4	14 ¹ / ₆ x 28 x 50 ³ / ₆ "	144	501.70
HV285-MF	5	14 ¹ / ₆ x 28 x 62 ³ / ₆ "	176	583.11
LEGAL				
HV282C-MF	2	17 ¹ / ₆ x 28 x 26 ¹ / ₆ "	86	336.36
HV283C-MF	3	17 ¹ / ₆ x 28 x 38 ³ / ₆ "	120	427.87
HV284C-MF	4	17 ¹ / ₆ x 28 x 50 ³ / ₆ "	154	517.49
HV285C-MF	5	17 ¹ / ₆ x 28 x 62 ³ / ₆ "	187	605.20
ACCESSORIES				
Product No.	Description	Wt. (lbs.)	Price Ea.	
HTCRKLE	Master Key	-	4.71	

Bookcases



HB-78

Choose the bookcase depth that best meets your needs - 13¹/₂" or 18". Deeper units can also be used as a cabinet without doors to store things other than books and binders. Durable, strong units feature welded construction with clean lines so side-to-side units fit flush together. Raised base provides protection for materials on bottom shelf.

Shelves are adjustable in 2" increments on built-in support tabs. Shelf load capacity is 130 lbs. for the 13¹/₂"D units and 150 lbs. for the 18"D units. Mobile units are available in four heights with 4" swivel casters, two of which are locking. Durable powder-coat paint finish available in five colors. FOB Shipping Point.

Available Colors:



BOOKCASES				
Product No.	No. of Drawers	Size W x D x H	Wt. (lbs.)	Price Ea.
13 ¹ / ₂ " DEEP BOOKCASES				
HB-30	2	34 ¹ / ₂ x 13 ¹ / ₂ x 28"	44	\$98.44
HB-42	3	34 ¹ / ₂ x 13 ¹ / ₂ x 40"	57	119.27
HB-53	4	34 ¹ / ₂ x 13 ¹ / ₂ x 52"	75	150.83
HB-66	5	34 ¹ / ₂ x 13 ¹ / ₂ x 66"	90	179.23
HB-78	6	34 ¹ / ₂ x 13 ¹ / ₂ x 78"	105	203.84
18" DEEP BOOKCASES				
STATIONARY				
HBC18-30	2	36 x 18 x 30"	47	153.99
HBC18-42	3	36 x 18 x 43"	60	183.01
HBC18-52	4	36 x 18 x 55"	80	208.89
HBC18-72	5	36 x 18 x 72"	98	253.06
HBC18-84	6	36 x 18 x 84"	115	290.93
MOBILE				
HBC18-30M	2	36 x 18 x 37"	68	214.57
HBC18-42M	3	36 x 18 x 49"	81	243.60
HBC18-52M	4	36 x 18 x 62"	101	269.47
HBC18-72M	5	36 x 18 x 79"	118	313.64
BOOK SUPPORTS				
HBSN6	-	4 ¹ / ₂ x 1 ³ / ₄ x 6"	0.6	3.73
HBSN9	-	4 ¹ / ₂ x 1 ³ / ₄ x 9"	1.0	4.54
HB-345 Extra Shelf for 13 ¹ / ₂ " Deep Bookcases, Wt. 8 (lbs.) Price Ea. \$13.88				
H301 Extra Shelf for 18" Deep Bookcases, Wt. 8 (lbs.) Price Ea. \$14.51				

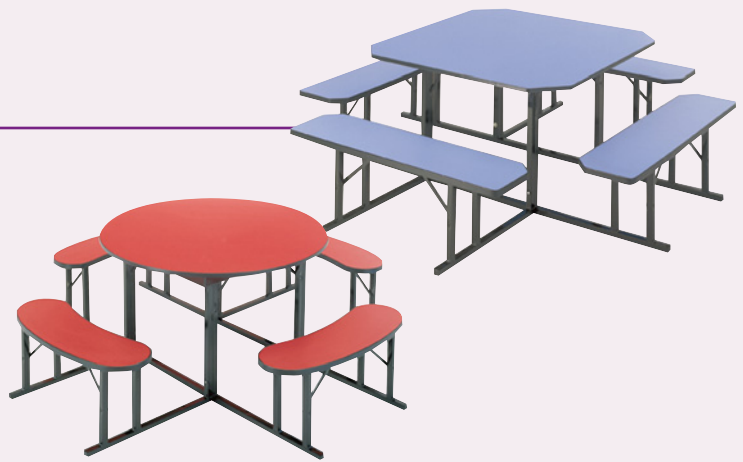
TABLES

Square & Round Lunchroom Tables

- Round and square cafeteria tables are sure to brighten up any lunchroom.
- Tabletop and benches are laminated with high-pressure laminate that resists stains and scratches for years of dependable use.

Tops are 3/4" thick, benches are 1 1/4" thick. Tabletop and benches have protective black edge. Benches have extra bracing to insure sturdiness. All tables have adjustable glides. 30" overall height. Assembly required. Baked Black enamel paint standard. Available in Red, Blue, Yellow, Green, Black, White, Gray Nebula or Walnut – please specify color. FOB Shipping Point.

48" Square Table – Seats 4 to 8 people **HNBS-48** Wt. 207 (lbs.) Price Ea. **\$699.35**
 48" Round Table – Seats 4 to 8 people **HNBR-48** Wt. 172 (lbs.) Price Ea. **\$684.00**
 60" Round Table – Seats 4 to 8 people **HNBR-60** Wt. 214 (lbs.) Price Ea. **\$782.65**



Pedestal Folding Table

- Tops are rugged 3/4" flake board and covered with a handsome, high pressure laminate.
- Top resists burns and scrapes.

This durable folding table is the standard for function and quality. Top/Paint finishes available in Walnut/Brown, Light Oak/Brown, Gray/Gray, Gray Nebula/Black -- please specify. Strong legs are 1 1/2" and made from 16 and 18 ga. steel. FOB Shipping Point.

PEDESTAL FOLDING TABLE			
Product No.	Size	Wt. (lbs.)	Price Ea.
H100-1P	18 x 60"	55	\$145.42
H100-2P	18 x 72"	59	146.88
H100-3P	18 x 96"	63	175.38
H101-P	30 x 60"	68	160.77
H102-P	30 x 72"	74	161.50
H103-P	30 x 96"	91	189.27
H104-P	36 x 72"	85	187.81
H105-P	36 x 96"	103	225.08

Durable Workstations

- Features recessed legs for added legroom and modesty panel for privacy.

An ideal computer workstation. Available in fixed height or adjustable height – adjustable height tables adjust from 26" to 30" in 1" increments. Fixed height legs are 1" x 2" rec., 18 ga. steel, baked enamel paint. Adjustable legs are 1 1/2" sq., 18 ga. steel with chrome-plated finish. Particle board tops feature a plastic-laminate surface. Adjustable leveling glides compensate for uneven floors. Easy assembly. FOB Shipping

Color Options

Top Colors – Gray Nebula, Walnut, Light Oak or Gray – please specify.
 Edge Colors – Black, Brown, Walnut, Light Oak or Gray – please specify.
 Steel Paint Colors – Black, Brown, Tan, Putty or Gray – please specify.



2 - Drawer Unit



3 - Drawer Unit



DURABLE WORKSTATIONS					
FIXED HEIGHT					
Product No.	Size W x L	Height	Wt. (lbs.)	Price Ea.	
HBK4115	24 x 30"	29"	40	\$101.72	
HBK4125	24 x 48"	29"	52	135.63	
HBK4140	30 x 36"	29"	50	139.72	
HBK4145	30 x 48"	29"	65	171.88	
HBK4150	30 x 60"	29"	82	189.42	
HBK4155	30 x 72"	29"	99	212.80	
ADJUSTABLE HEIGHT					
HBK4615	24 x 30"	26-30"	39	139.14	
HBK4625	24 x 48"	26-30"	51	184.15	
HBK4640	30 x 36"	26-30"	49	177.72	
HBK4645	30 x 48"	26-30"	64	229.75	
HBK4650	30 x 60"	26-30"	81	245.54	
HBK4655	30 x 72"	26-30"	100	320.37	

TWO DRAWER PEDESTAL -- BOX/FILE			
Product No.	Color	Wt. (lbs.)	Price Ea.
HBKPD2P	Putty	38	\$274.18
HBKPD2B	Black	38	274.18
HBKPD2G	Gray	38	274.18
THREE DRAWER PEDESTAL -- BOX/BOX/BOX			
HBKPD3P	Putty	41	274.18
HBKPD3B	Black	41	274.18
HBKPD3G	Gray	41	274.18



Lunchroom Cafeteria Table

- Solid one piece table delivers functional service with handsome good looks.
- Seating is securely welded to the table frame to keep cafeteria areas neat and organized.

Durable high pressure laminate top resist burns, stains and scuffs. Easy to clean and maintain. Ruggedly built for maintenance-free use. Top and base colors -- Walnut/Tan, Gray/Gray, Gray Nebula/Black -- please specify. Available with or without backs. Assembly required. FOB Shipping Point.

WITHOUT BACKS				
Product No.	Size	Overall Width	Wt. (lbs.)	Price Ea.
HNB-6-30-P	30 x 72"	60"	155	\$542.23
HNB-8-30-P	30 x 96"	60"	187	562.69
WITH BACKS				
HWB-30-6-P	30 x 72"	68"	187	588.27
HWB-30-8-P	30 x 96"	68"	240	668.65



Non-Folding Utility Tables

- Affordable table for use in lobbies, boardrooms, etc.
- Rugged and sturdy 1" square x 18 ga. steel construction.

Features 3/4" flakeboard with melamine plastic top. 2 1/4" semi-boxed steel apron. 30" standard height. Available in Walnut with Black edge and frame and Light Oak with Brown edge and frame -- please specify. FOB Shipping Point.

NON-FOLDING UTILITY TABLE			
Product No.	Size	Wt. (lbs.)	Price Ea.
HUT1830	18 x 30"	32	\$106.69
HUT1860	18 x 60"	45	136.65
HUT1872	18 x 72"	49	149.08
HUT2448	24 x 48"	39	128.62
HUT2460	24 x 60"	49	151.27
HUT2472	24 x 72"	55	160.04
UTILITY TABLE WITH SHELF			
HUTS1830	18 x 30"	39	127.88
HUTS1848	18 x 48"	59	127.88
HUTS2424	24 x 24"	49	127.88
HUTS3030	30 x 30"	55	127.88

HBKCS3+3 Casters Price Ea. \$29.96

LADDERS & STOOLS

Steel Rolling Ladders

- Perfect for industrial and commercial use.
- 300 lb. rating and 24" wide steps.

The ideal ladder for stockrooms, hospitals, and warehouses. Frame is constructed of high grade 1" steel tubing enhanced by a durable powder coat. Features sturdy, deep ribbed stair tread. Top step platform is 15"D., remaining steps are 7.5" D. Rugged, all welded step and side rail assembly. Versatile positioning capabilities enable strategically positioned swivel casters for high maneuverability and can be ordered to suit virtually any need. Meets OSHA and ANSI standards. Please allow 1-2 weeks for shipping, FOB Shipping Point.



STEEL ROLLING LADDERS							
Product No.	No. of Steps	Top Step Ht.	Base W x D	Handrail Ht.	Wt. (lbs.)	Price Ea. Option 1	Price Ea. Option 2
HH2452	5	45"	36 x 40"	30"	54	\$462.68	\$575.51
HH2462	6	54"	36 x 44"	30"	77	520.72	636.16
HH2472	7	63"	36 x 50"	30"	84	558.95	679.58
HH2482	8	72"	36 x 55"	30"	90	707.05	797.20
HH2492	9	81"	36 x 61"	30"	100	751.67	876.05
HH24102	10	90"	36 x 66"	30"	107	816.88	941.28
HH24112	11	99"	36 x 72"	30"	113	906.85	1,008.81
HH24122	12	108"	36 x 77"	30"	128	963.54	1,069.05
HH24132	13	117"	36 x 83"	36"	134	1,273.25	1,365.35
HH24142	14	126"	36 x 89"	36"	141	1,355.26	1,466.67

Ladders With Five or More Steps...choose Option 1 or Option 2:

Option 1- two 3" diameter swivel casters up front and two 3" fixed rear casters.

Option 2- two 3" diameter swivel casters up front and two 3" swivel rear casters. Option 2 enables user to move ladder straight, laterally, or diagonally for closer positioning and tight cornering. "Grip & Roll" lift lever mobilizes all swivel casters.

No Tip Aluminum Stools and Ladders

- Built in step tread for sure footing.
- Lightweight and corrosion resistant.

These stools and ladders are foot friendly with 180% more area on that important first step. Complies with OSHA and ANSI standards. Available in the following colors — (AL) Aluminum, (BK) Black, (PT) Putty, (BL) Blue, (YL) Yellow, (WH) White, (RD) Red, (GR) Green, (BR) Brown, (GY) Gray— please specify. No assembly required except to attach handrails. Please allow 1-2 weeks for shipping, FOB Shipping Point.

NO TIP STOOLS/LADDERS							Aluminum	Painted
No. Steps	Top Step Height	Step Width	Top Step Depth	Base W x D	Product No.	Wt. (lbs.)	Price Ea.	Price Ea.
1	9"	12"	7.5"	16 x 14"	HSAS100*	5	\$63.40	\$66.40
1	9"	16"	7.5"	20 x 15"	HSUPS100*	8	71.28	74.28
1	9"	16"	15"	20 x 22"	HSUPS120*	12	86.67	89.67
2	15"	12"	7.5"	17 x 18"	HSAS220*	8	92.06	95.06
2	18"	16"	7.5"	26 x 16"	HSUPS200*	11	126.02	129.02
3	27"	16"	7.5"	26 x 23"	HSUPS300*	16	180.77	183.77
ROLLING STOOLS/LADDERS								
1	9"	16"	15"	20 x 22"	HSUPR120*	12	\$127.27	130.27
2	15"	12"	15"	17 x 18"	HSAR220*	10	114.37	117.37
2	18"	16"	7.5"	26 x 16"	HAL120*	14	151.49	154.49
3	27"	16"	7.5"	26 x 23"	HAL130*	17	264.78	267.78
4	36"	16"	7.5"	26 x 28"	HAL140*	21	426.48	429.48
ROLLING STOOLS/LADDERS WITH 30" HANDRAIL								
3	27"	16"	7.5"	26" x 22"	HAL132*	22	\$309.52	312.52
4	36"	16"	7.5"	26" x 28"	HAL142*	25	518.10	521.10
5	45"	16"	7.5"	26" x 34"	HAL152*	36	536.69	539.69
6	54"	16"	7.5"	26" x 40"	HAL162*	46	697.35	700.35

*Please specify color: (-AL) Aluminum, (-BK) Black, (-PT) Putty, (-BL) Blue, (-YL) Yellow, (-WH) White, (-RD) Red, (-GR) Green (-BR) Brown or (-GY) Gray.

Aluminum Rolling Ladders

- 300 Lb. Load Rating and 24" step width.

These lightweight and attractive ladders can be used in warehouses, libraries, schools, hospitals, and offices. The frame is constructed of 1" square high strength aluminum tube. Rugged, all welded step and side rail assembly with built in deep ribbed stair tread for sure footing. Top step is 15"D., remaining steps are 7.5"D. All ladders ship by truck partially knocked down. See Hybrid Ladder for details regarding caster and ladder options. FOB Shipping Point.




ALUMINUM ROLLING LADDERS							
Product No.	No. of Steps	Top Step Ht.	Base W x D	Handrail Ht.	Wt. (lbs.)	Price Ea. Option 1	Price Ea. Option 2
HAL2452	5	45"	36 x 40"	30"	51	\$682.61	\$789.19
HAL2462	6	54"	36 x 44"	30"	67	734.83	867.00
HAL2472	7	63"	36 x 50"	30"	72	805.75	931.72
HAL2482	8	72"	36 x 55"	30"	78	921.95	1,006.76
HAL2492	9	81"	36 x 61"	30"	86	1,019.83	1,088.41
HAL24102	10	90"	36 x 66"	30"	92	1,099.94	1,185.63
HAL24112	11	99"	36 x 72"	30"	98	1,202.88	1,280.75
HAL24122	12	108"	36 x 77"	30"	109	1,313.87	1,383.15
HAL24132	13	117"	36 x 83"	36"	115	1,410.58	1,484.61
HAL24142	14	126"	36 x 89"	36"	121	1,530.61	1,591.25

ROLLING LADDERS

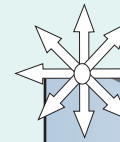
Weight - Actuated Rolling Safety Ladders

- **NEW** State of the art lock step design provides exceptional safety by automatically dropping the ladder to the climbing position with it's feet firmly on the floor when weight is applied to the stair section.
- Easy to use, a single pedal raises the ladder to the rolling position and the users weight automatically locks the ladder to the floor for climbing.
- **Durable** this next generation lock step has been robotically tested; cycling over 60,000 times.
- 14" Deep Top Step Ladders have option to ship in a box to reduce freight expense and the risk of shipping damage. 21" and 28" DTS ship in a box.
- Heavy-duty, 450-lb load rating

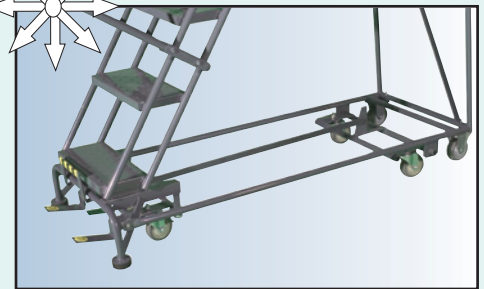
Feature Comfortable 14" Deep Top Step and 7" D intermediate steps. For a more comfortable working area specify 21"D or 28"D top step. Durable, manufactured with 1"OD tubing and tough powder coat gray finish. Compliance: OSHA 1910.29 and ANSI 14.7 Please specify Tread Style: R(Abrasive Mat), X(Expanded Metal), G(Grip-Strut), P(Perforated) Ships standard KD. Optional set-up available specify SU... add \$82.97. FOB Shipping Point.



Climb the ladder.
Locks to the floor!



ALL DIRECTIONAL OPTION



Add 15 lbs.

WEIGHT ACTUATED LOCK STEP -- 58° SLOPE

Product No.	No. Steps	Step Width	Top Step Height	Overall Height	Base W x L	Wt. (lbs.)	(G) TREAD Price Ea.	(P), (R) or (X) TREAD Price Ea.
HWA052414	5	16"	50"	83"	24 x 43"	91	\$648.00	\$540.00
HWA062414	6	16"	60"	93"	24 x 49"	100	776.00	647.00
HWA072414	7	16"	70"	103"	24 x 55"	109	841.00	701.00
HWA082414	8	16"	80"	113"	24 x 61"	127	1,023.00	853.00
HWA053214	5	24"	50"	83"	32 x 43"	110	704.00	587.00
HWA063214	6	24"	60"	93"	32 x 49"	122	859.00	716.00
HWA073214	7	24"	70"	103"	32 x 55"	143	931.00	776.00
HWA083214	8	24"	80"	113"	32 x 61"	160	1,091.00	909.00
HWA093214	9	24"	90"	123"	32 x 68"	175	1,178.00	982.00
HWA103214	10	24"	100"	133"	32 x 74"	193	1,295.00	1,079.00
HWA113214	11	24"	110"	143"	32 x 80"	205	1,419.00	1,183.00
HWA123214	12	24"	120"	153"	32 x 87"	220	1,525.00	1,271.00
HWA134014	13	24"	130"	172"	40 x 94"	250	2,114.00	1,762.00
HWA144014	14	24"	140"	182"	40 x 100"	280	2,205.00	1,838.00
HWA154014	15	24"	150"	192"	40 x 106"	310	2,294.00	1,912.00

WEIGHT ACTUATED LOCK STEP LADDERS -- 50° SLOPE

Product No.	No. Steps	Step Width	Top Step Height	Overall Height	Base W x L	Wt. (lbs.)	(G) TREAD Price Ea.	(P), (R) or (X) TREAD Price Ea.
HWA-SW-052414	5	16"	50"	83"	24 x 50"	96	768.00	660.00
HWA-SW-062414	6	16"	60"	93"	24 x 58"	109	896.00	766.00
HWA-SW-072414	7	16"	70"	103"	24 x 66"	122	961.00	821.00
HWA-SW-082414	8	16"	80"	113"	24 x 74"	135	1,143.00	973.00
HWA-SW-053214	5	24"	50"	83"	32 x 50"	115	824.00	707.00
HWA-SW-063214	6	24"	60"	93"	32 x 58"	120	979.00	836.00
HWA-SW-073214	7	24"	70"	103"	32 x 66"	139	1,051.00	895.00
HWA-SW-083214	8	24"	80"	113"	32 x 74"	165	1,210.00	1,029.00
HWA-SW-093214	9	24"	90"	123"	32 x 82"	180	1,298.00	1,102.00
HWA-SW-103214	10	24"	100"	133"	32 x 90"	200	1,415.00	1,199.00
HWA-SW-113214	11	24"	110"	143"	32 x 98"	210	1,539.00	1,303.00
HWA-SW-123214	12	24"	120"	153"	32 x 106"	230	1,645.00	1,390.00

Options For Weight-Actuated Rolling Safety Ladders and 50° Slope Walk Down Ladder	Price Ea.
21"D. Top Step	\$212.00
28"D. Top Step	268.00
All Directional	162.00
Side Exit	434.53
Rear Exit	166.84
Boxing	55.38
Skidding	55.38
Employee Only Sign	96.92
CAL-OSHA (5 - 9 Steps)	80.31
CAL-OSHA (10 - 15 Steps)	125.54

50° Slope Walk Down Ladder

- Top step is 14"D. for additional comfort and safety.
- Exceeds OSHA and ANSI standards.
- Cal OSHA available.

Unique 50° stairway slope for easy forward ascent or descent. Sturdy 450 lb. capacity. 7"D. intermediate step. Easy operating lockstep secures ladder to the floor. Perforated tread standard or specify alternate tread. Ladders shipped knocked down -- for setup please specify SU.... Add \$82.97 Gray Powder coat finish. FOB Shipping Point.

EASY operating lockstep
SECURES ladder to the floor



No. of Steps	Base W x L	Height Top Step	Overall	Wt. (lbs.)	16" WIDE STEP				
					Product No.	Serrated Grating (G)	Expanded Metal (X)	Perforated Step (P)	Abrasive Mat (R)
5	24 x 50"	50"	83"	96	HSW520	\$660.00	\$550.00	\$503.00	\$550.00
6	24 x 58"	60"	93"	109	HSW624	771.00	643.00	588.00	643.00
7	24 x 66"	70"	103"	122	HSW724	827.00	689.00	630.00	689.00
8	24 x 74"	80"	113"	135	HSW824	986.00	822.00	750.00	822.00
24" WIDE STEP									
5	32 x 50"	50"	83"	115	HSW530	708.00	590.00	540.00	590.00
6	32 x 58"	60"	93"	120	HSW630	842.00	702.00	641.00	702.00
7	32 x 66"	70"	103"	139	HSW730	906.00	755.00	689.00	755.00
8	32 x 74"	80"	113"	165	HSW830	1,044.00	870.00	794.00	870.00
9	32 x 82"	90"	123"	180	HSW932	1,120.00	934.00	852.00	934.00
10	32 x 90"	100"	133"	200	HSW1032	1,222.00	1,018.00	929.00	1,018.00
11	32 x 98"	110"	143"	210	HSW1132	1,330.00	1,108.00	1,011.00	1,108.00
12	32 x 106"	120"	153"	230	HSW1232	1,422.00	1,185.00	1,080.00	1,185.00

ROLLING LADDERS

Now Available in Aluminum!



Lock-N-Stock Folding Ladder

- Lock the stair section in place -- Climb it, Roll it, Fold it, or Store it.
- Welded steel construction rated to 350 lbs.
- New light weight aluminum ladders are rated to 300 lbs.

Rugged, dependable and safe to use. Features 58° slope with 7"D. steps for safe, easy climbing. All welded construction for long wearing use. No hinge to break. Easy to maneuver in the open or closed positions. Locks in the folded or climbing positions for extra safety. Approx. 10"D. when folded for space saving storage. Built to ANSI 14.2 standards. FOB Shipping Point.



STEEL LOCK-N-STOCK FOLDING LADDERS								
Product No.	Cap. (lbs.)	No. Steps	Top Step Height	Open Size W x L	Folded Size W x D x H	Wt. (lbs.)	UPS Shipping	Price Ea.
HLS2247	350	2	20"	24 x 17"	10 x 24 x 41"	36	Yes	\$229.00
HLS3247	350	3	30"	24 x 23"	10 x 24 x 52"	44	Yes	297.00
HLS4247	350	4	40"	24 x 30"	10 x 24 x 65"	51	No	358.00
NEW ALUMINUM LOCK-N-STOCK FOLDING LADDERS								
HALS3247	300	3	28½"	24 x 23"	10 x 24 x 52"	23	Yes	484.62
HALS4247	300	4	38"	24 x 30"	10 x 24 x 65"	28	Yes	547.38

Modified Lock-N-Stock Folding Ladder

- All the benefits of Ballymore's popular Lock-N-Stock ladder but with a 10" deep top step and full 32" handrails on the top step, including a rear guardrail.
- Provides access to 8' working heights.
- New lightweight aluminum ladders are easier to maneuver and lead to better productivity.

Now available in Aluminum! The drastically reduced weight makes it easier to maneuver and leads to better productivity. Non-slip perforated step tread is standard. Features 58° slope for easy climbing. Rolls easily on two 4" wheels, in either the folded or open position. Tilt and roll mobility allows maneuverability in tight areas. The Modified Lock-N-Stock can be easily folded for storage. Folds without a hinge for increased durability. Durable Blue powder coat finish. Built to OSHA and ANSI standards. No assembly required. Ships in a box (Eligible for UPS oversize shipment). FOB Shipping Point.

Now Available in Aluminum!



STEEL MODIFIED LOCK-N-STOCK FOLDING LADDERS								
Product No.	Cap. (lbs.)	No. Steps	Top Step Height	Open Size W x L	Folded Size W x D x H	Wt. (lbs.)	UPS Shipping	Price Ea.
HLS32410	350	3	28½"	24 x 28"	14 x 24 x 62"	46	Yes	\$293.54
HLS42410	350	4	38"	24 x 35"	14 x 24 x 74"	52	Yes	348.92
NEW ALUMINUM MODIFIED LOCK-N-STOCK FOLDING LADDERS								
HALS32410	300	3	28½"	24 x 28"	14 x 24 x 62"	26	Yes	523.38
HALS42410	300	4	38"	24 x 35"	14 x 24 x 72"	31	Yes	584.54

Tilt & Roll Ladders

- Balanced design allows ladder to tilt easily and roll effortlessly on 2-4" casters.
- 24"W. treads.

Oversized 20"D. x 24"W. top step. 450 lbs. capacity. Gray powder coat finish. Expanded metal standard or specify alternate tread.



Non-Straddle Base



Straddle base shown with optional 10" x 24" tool tray. HPHT Add \$119.00

NON-STRADDLE BASE										STRADDLE BASE				
No. Steps	Top Step Height	Overall Height	Product No.	Base W x L	Wt. (lbs.)	Serrated Grating (G)	Expanded Metal (X)	Perforated Step (P)	Product No.	Base W x L	Wt. (lbs.)	Serrated Grating (G)	Expanded Metal (X)	Perforated Step (P)
3	30"	63"	HTR-3	30 x 40"	84	\$436.00	\$363.00	\$330.00	HHL-3NS	26 x 40"	96	\$603.00	\$502.00	\$456.00
4	40"	73"	HTR-4	30 x 47"	91	503.00	419.00	381.00	HHL-4NS	26 x 45"	103	723.00	603.00	548.00
5	50"	83"	HTR-5	30 x 54"	98	568.00	473.00	430.00	HHL-5NS	26 x 52"	110	819.00	683.00	621.00
6	60"	93"	HTR-6	30 x 61"	109	633.00	528.00	480.00	HHL-6NS	26 x 58"	121	915.00	763.00	693.00

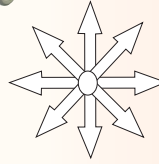

ROLLING LADDERS



Pivoting All Direction Ladders

- Pivots in its own radius.
- Easy to use footpedal activated lockstep.

Rolls on four swivel casters allowing the ladder to move in ALL DIRECTIONS. Rugged 450 lb. capacity. 14" Deep Top Step. Specify tread. Gray powder coat finish. Built to OSHA and ANSI standards. FOB Shipping Point.



16" WIDE TREAD									
No. Steps	Base W x D	Top Step Height	Overall Height	Wt. (lbs.)	Product No.	Serrated Grating (G)	Abrasive Mat (R)	Perforated Step (P)	Expanded Metal (X)
6	24 x 49"	60"	93"	110	HPIP-6	\$795.00	\$663.00	\$606.00	\$663.00
7	24 x 55"	70"	103"	125	HPIP-7	851.00	709.00	649.00	709.00
8	24 x 61"	80"	113"	140	HPIP-8	1,010.00	842.00	769.00	842.00
24" WIDE TREAD									
6	32 x 49"	60"	93"	124	HPIP-6-32	866.00	722.00	660.00	722.00
7	32 x 55"	70"	103"	141	HPIP-7-32	930.00	775.00	708.00	775.00
8	32 x 61"	80"	113"	158	HPIP-8-32	1,068.00	890.00	813.00	890.00
9	32 x 68"	90"	123"	175	HPIP-9	1,144.00	954.00	871.00	954.00
10	32 x 74"	100"	133"	188	HPIP-10	1,246.00	1,038.00	948.00	1,038.00
11	32 x 80"	110"	143"	205	HPIP-11	1,354.00	1,128.00	1,030.00	1,128.00
12	32 x 87"	120"	153"	220	HPIP-12	1,446.00	1,205.00	1,099.00	1,205.00

Ships unassembled for freight savings. As a fully assembled ladder, specify SU... add \$82.97

Navigator

- Standard 30" fixed rails on both sides and a rear guardrail.
- Optional folding rails are available on both sides of the steps to allow easier access for stocking and retrieving.

The Navigator is ideal for stock rooms and retail environments that are looking for a safer alternative to A-Frame ladders. Specifically designed with a compact base to allow safer access to stock in confined areas and for use in narrow aisles. The raised base frame allows the ladder to straddle corners when turning. Includes the patented safety feature of the weight actuated Lock Step, which prohibits the use of the ladder while in the rolling position. Comfortable 14" Deep Top Step. Rugged 450 lb. capacity. Rolls on four 4" swivel casters. The All Directional caster design provides 360° turning radius. Comes standard with solid steel steps with abrasive Non-Slip mats (other treads styles available). Durable Gray powder coat finish. Available to be boxed -- call for more information. FOB Shipping Point.

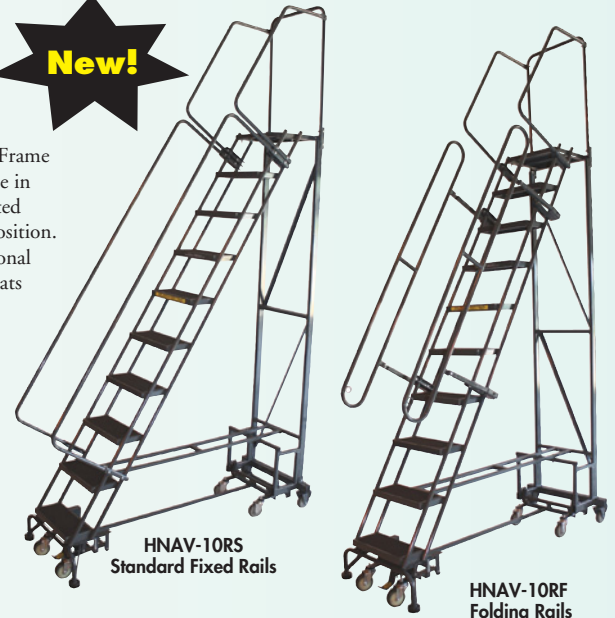


NAVIGATOR						
Product No.	No. of Steps	Base W x D	Top Step Height	Overall Height	Wt. (lbs.)	Price Ea.
STANDARD FIXED RAILS						
HNAV-7RS	7	24 x 51"	70"	103"	160	\$886.15
HNAV-8RS	8	24 x 57"	80"	113"	176	\$978.46
HNAV-9RS	9	24 x 63"	90"	123"	192	1,033.85
HNAV-10RS	10	24 x 69"	100"	133"	210	1,107.69
FOLDING RAILS						
HNAV-7RF	7	24 x 51"	70"	103"	160	\$978.46
HNAV-8RF	8	24 x 57"	80"	113"	176	1,070.77
HNAV-9RF	9	24 x 63"	90"	123"	192	1,126.15
HNAV-10RF	10	24 x 69"	100"	133"	210	1,200.00

Ships unassembled for freight savings. As a fully assembled ladder, specify SU... add \$82.97



Folding Rail



HNAV-10RS Standard Fixed Rails

HNAV-10RF Folding Rails



Optional Folding Tray



Stock Picking Ladders

- Combines the benefit of a rolling safety ladder and a stock picking cart.
- Multi shelves for storage.

Choice of 14" top step or 21"D. top step. Sturdy shelves; 2 shelves on 6-7 step models; 3 shelves on 8-12 step models. Combined 600 lbs. capacity -- 300 lbs. for the ladder and 300 lbs. for the storage shelves. Gray powder coat finish. Expanded metal tread standard or specify alternate tread. FOB Shipping Point.

Ships unassembled for freight savings. As a fully assembled ladder, specify SU... add \$82.97

14" DEEP TOP STEP - NARROW (16"W. STEP)									
No. Steps	Base W x L	Top Step Height	Overall Height	Wt. (lbs.)	Product No.	Expanded Metal (X)	Perforated Step (P)		
6	24 x 49"	60"	93"	80	HSPL-6-14N	\$696.00	\$638.00		
7	24 x 55"	70"	103"	89	HSPL-7-14N	742.00	680.00		
8	24 x 61"	80"	113"	120	HSPL-8-14N	875.00	801.00		
21" DEEP TOP STEP - NARROW (16"W. STEP)									
6	24 x 56"	60"	93"	91	HSPL-6-N	796.00	733.00		
7	24 x 62"	70"	103"	100	HSPL-7-N	842.00	775.00		
8	24 x 68"	80"	113"	131	HSPL-8-N	975.00	896.00		
14" DEEP TOP STEP - (24"W. STEP)									
6	32 x 49"	60"	93"	150	HSPL-6-14	755.00	692.00		
7	32 x 55"	70"	103"	166	HSPL-7-14	808.00	740.00		
8	32 x 61"	80"	113"	205	HSPL-8-14	923.00	845.00		
9	32 x 68"	90"	123"	215	HSPL-9-14	987.00	903.00		
10	32 x 74"	100"	133"	225	HSPL-10-14	1,072.00	980.00		
11	32 x 80"	110"	143"	235	HSPL-11-14	1,161.00	1,061.00		
12	32 x 87"	120"	153"	250	HSPL-12-14	1,238.00	1,131.00		
21" DEEP TOP STEP - (24"W/ STEP)									
6	32 x 56"	60"	93"	160	HSPL-6	855.00	787.00		
7	32 x 62"	70"	103"	176	HSPL-7	908.00	835.00		
8	32 x 68"	80"	113"	215	HSPL-8	1,023.00	939.00		
9	32 x 74"	90"	123"	225	HSPL-9	1,087.00	997.00		
10	32 x 80"	100"	133"	235	HSPL-10	1,171.00	1,075.00		
11	32 x 87"	110"	143"	245	HSPL-11	1,261.00	1,156.00		
12	32 x 93"	120"	153"	260	HSPL-12	1,338.00	1,226.00		

Optional Folding Tray HFTSPL 7" x 16" or 24" Price Ea. \$142.43

INDUSTRIAL LADDERS


MONSTER LINE Rolling Safety Ladder Extra Heavy Duty 600 lb. Capacity Ladder



Standard Features:

- 21" Deep top step.
- Base frame and rear vertical are rugged 2" x 1" rectangular tubing.
- 59° Slope.
- Weight actuated lockstep.
- High quality non-marking wheels with roller bearings and dust cover.
- Rear corner bumpers.
- Tough Powder Coat Gray Finish.
- Exceeds OSHA and ANSI standards.

Includes Weight Actuated Lockstep:
The **Safest, Most Durable**
Lockstep on the Market



Three step tread types available -- please specify.
All-Directional option is available -- contact dealer for more information.



MONSTER LINE LADDERS 24" WIDE TREAD								
No. Steps	Base W x D	Top Step Height	Overall Height	Wt. (lbs.)	Product No.	Serrated Grating (G)	Perforated Step (P)	Expanded Metal (X)
6	32 x 56"	60"	93"	165	HML063221	\$1,088.00	\$947.00	\$994.00
7	32 x 62"	70"	103"	189	HML073221	1,154.00	1,003.00	1,054.00
8	32 x 68"	80"	113"	209	HML083221	1,296.00	1,127.00	1,182.00
9	32 x 75"	90"	123"	227	HML093221	1,375.00	1,195.00	1,255.00
10	32 x 81"	100"	133"	248	HML103221	1,481.00	1,288.00	1,352.00
11	32 x 87"	110"	143"	263	HML113221	1,591.00	1,384.00	1,453.00
12	32 x 94"	120"	153"	281	HML123221	1,687.00	1,466.00	1,541.00
13	40 x 101"	130"	172"	314	HML134021	2,215.00	1,926.00	2,023.00
14	40 x 107"	140"	182"	347	HML144021	2,296.00	1,997.00	2,097.00
15	40 x 113"	150"	192"	380	HML154021	2,378.00	2,068.00	2,170.00

Options for the Monster Line Ladders 600 lb. Capacity Ladder	Price Ea.
28"D. Top Step	\$55.00
All Directional	162.00
Side Exit	222.23
Rear Exit	166.84
Skidding	55.38
Employee Only Sign	96.92
CAL-OSHA 5-9 Step	80.31
CAL-OSHA 10-12 Step	125.54

Heavy Duty 600 lb. Capacity Stairway Slope Ladder

- Weight Actuated lockstep
- Top step is 21" deep for additional comfort and safety.

Unique 50° stairway slope for easy forward ascent or descent. Intermediate steps are 7"D.
Built to OSHA and ANSI standards. CAL OSHA available. Specify tread type. Ladders ship knocked down -- for setup please specify (SU) ... Add \$82.97. Gray powder coat finish. FOB Shipping Point.

No. of Steps	Base W x L	Height Top Step	Overall Height	Wt. (lbs.)	Product No.	Serrated Grating (G)	Expanded Metal (X)	Perforated Step (P)	Abrasive Mat (R)
5	32 x 55"	50"	83"	132	HHDS-5	\$982.00	\$819.00	\$744.00	\$819.00
6	32 x 63"	60"	93"	152	HHDS-6	1,096.00	913.00	830.00	913.00
7	32 x 72"	70"	103"	178	HHDS-7	1,236.00	1,030.00	936.00	1,030.00
8	32 x 80"	80"	113"	204	HHDS-8	1,435.00	1,196.00	1,087.00	1,196.00
9	32 x 88"	90"	123"	227	HHDS-9	1,591.00	1,326.00	1,205.00	1,326.00
10	32 x 97"	100"	133"	245	HHDS-10	1,667.00	1,390.00	1,263.00	1,390.00
11	32 x 105"	110"	143"	278	HHDS-11	2,059.00	1,716.00	1,560.00	1,716.00
12	32 x 113"	120"	153"	297	HHDS-12	2,153.00	1,794.00	1,631.00	1,794.00

Options for Heavy Duty 600 lb. Capacity Ladder	Price Ea.
28"D. Top Step	\$268.00
All Directional	162.00
Side Exit	434.53
Rear Exit	166.84
Boxing	55.38
Skidding	55.38
Employee Only Sign	96.92
CAL-OSHA 5-9 Step	80.31
CAL-OSHA 10-12 Step	125.54

Includes Weight Actuated Lockstep:
The **Safest, Most Durable**
Lockstep on the Market



Shown with all directional option.
Recommended for larger ladders.

STAINLESS & ALUMINUM LADDERS

Stainless Steel - Lockstep Ladders

- T304 Stainless.
- Ideal for wash down and corrosive environments.

Built to OSHA and ANSI standards. 450 lb. capacity. All stainless steel ladders are manufactured with industrial grade welds – not recommended for clean rooms. Casters and springs are not stainless steel. Available in (P) Perforated Step or (G) Heavy Duty Serrated Grating. FOB Shipping Point.



Aluminum Ladders - Wheelbarrow Style

- Lightweight, corrosive resistant ladder is ideal for outdoor requirements.
- Ideal for rough surfaces – comes standard with skid plates and 10" rubber wheels.

300 lb. capacity. Lightweight lift and wheelbarrow portability. 7"D. intermediate treads, 10"D. top step. Available in (G) Heavy Duty Serrated Grating or Solid Ribbed Tread. All welded unit is shipped set-up. FOB Shipping Point.



Shown With Optional 20" Deep Top Step

STAINLESS STEEL -- LOCKSTEP

Product No.	No. Steps	Top Height	Overall Height	Base W x L	Wt. (lbs.)	(G) TREAD Price Ea.	(P) TREAD Price Ea.
HSS052414	5	50"	83"	24 x 46"	95	\$1,612.00	\$1,466.00
HSS062414	6	60"	93"	24 x 52"	105	1,872.00	1,702.00
HSS072414	7	70"	103"	24 x 58"	114	2,132.00	1,939.00
HSS082414	8	80"	113"	24 x 64"	132	2,393.00	2,175.00
HSS053014	5	50"	83"	32 x 46"	113	1,846.00	1,679.00
HSS063014	6	60"	93"	32 x 52"	126	2,124.00	1,931.00
HSS073014	7	70"	103"	32 x 58"	147	2,401.00	2,183.00
HSS083214	8	80"	113"	32 x 64"	165	2,679.00	2,435.00
HSS093214	9	90"	123"	32 x 70"	180	2,956.00	2,687.00
HSS103214	10	100"	133"	32 x 76"	199	3,233.00	2,939.00
HSS113214	11	110"	143"	32 x 82"	211	3,511.00	3,192.00
HSS123214	12	120"	153"	32 x 88"	227	3,788.00	3,444.00

ALUMINUM LADDERS -- WHEELBARROW STYLE

Product No.	No. Steps	Top Height	Overall Height	Step Width	Base W x L	Wt. (lbs.)	(G) SERRATED GRATING	SOLID RIBBED TREAD
							Price Ea.	Price Ea.
HALWB5	5	50"	83"	18"	30 x 47"	42	\$1,015.00	\$966.00
HALWB6	6	60"	93"	18"	30 x 53"	50	1,136.00	1,082.00
HALWB7	7	70"	103"	18"	30 x 60"	58	1,258.00	1,198.00
HALWB8	8	80"	113"	18"	30 x 66"	66	1,380.00	1,314.00
HALWB9	9	90"	123"	18"	36 x 72"	74	1,502.00	1,430.00
HALWB10	10	100"	133"	18"	36 x 78"	82	1,623.00	1,546.00
HALWB530	5	50"	83"	24"	36 x 47"	50	1,055.00	1,005.00
HALWB630	6	60"	93"	24"	36 x 53"	60	1,193.00	1,136.00
HALWB730	7	70"	103"	24"	36 x 60"	70	1,331.00	1,268.00
HALWB830	8	80"	113"	24"	36 x 66"	80	1,469.00	1,399.00
HALWB930	9	90"	123"	24"	36 x 72"	90	1,607.00	1,531.00
HALWB1030	10	100"	133"	24"	36 x 78"	100	1,745.00	1,662.00

Optional 20"D. Top Step. Add \$135.00

Stainless Steel & Aluminum Rolling Ladders



Shown with 20"D. top step.

- Paint free for food or pharmaceutical applications.
- OSHA & ANSI compliant.
- 450 lb. capacity stainless steel, 450 lb. capacity aluminum ladders.

TILT & ROLL LADDERS

Steps	Base W x L	Height Top Step	Overall	Product No.	16" WIDE TREADS STAINLESS STEEL			Product No.	ALUMINUM		
					Wt. (lbs.)	Price Ea. (G)	Price Ea. (P)		Wt. (lbs.)	Price Ea. (G)	Price Ea. (R)
2	20 x 19"	19"	49"	HSSTR220	36	\$919.00	\$835.00	HA2SH-TR	21	\$457.00	\$436.00
3	20 x 25"	28.5"	58.5"	HSSTR320	42	1,075.00	977.00	HA3SH-TR	27	583.00	555.00
4	20 x 38"	40"	73"	HSSTR420	47	1,248.00	1,135.00	HA4SH-TR	34	709.00	676.00
5	20 x 44"	50"	83"	HSSTR520	52	1,439.00	1,308.00				
6	24 x 50"	60"	93"	HSSTR624	65	1,613.00	1,465.00				

24" WIDE TREADS

2	30 x 19"	19"	49"	HSSTR230	43	1,005.00	914.00	HA2SH30-TR	28	521.00	496.00
3	30 x 25"	28.5"	58.5"	HSSTR330	55	1,196.00	1,087.00	HA3SH30-TR	34	691.00	659.00
4	30 x 38"	38-40"	73"	HSSTR430*	64	1,404.00	1,276.00	HA4SH30-TR*	41	862.00	821.00
5	30 x 44"	47-50"	83"	HSSTR530*	77	1,629.00	1,482.00	HA5SH30-TR*	49	1,014.00	966.00
6	30 x 50"	57-60"	93"	HSSTR630*	85	1,855.00	1,686.00	HA6SH30-TR*	60	1,159.00	1,104.00
7	30 x 56"	66.5"	96.5"					HA7SH30-TR	67	1,301.00	1,239.00

*Aluminum 4-7 step ladders have a 9.5" step spacing and a shorter base depth. Stainless steel ladders have 10" step spacing.

STAINLESS STEEL ROLLING LADDERS

T304. Ideal for wash down or corrosive environments. Casters and springs are not stainless. 450 lb. capacity. Specify Serrated (G) or Perforated (P) Tread. 20"D. top step available. Add \$216.00

Steps	Base W x L	Top Step	30-33" Rails	16" WIDE TREADS STAINLESS STEEL			Product No.	ALUMINUM			
				Wt. (lbs.)	Price Ea. (G)	Price Ea. (P)		Wt. (lbs.)	Price Ea. (G)	Price Ea. (R)	
1	18 x 20"	12"	No	HSS1N ^P	24	\$607.00	\$551.00				
2	20 x 19"	19"	No	HSS2N ^P	28	763.00	693.00	HA2S*	15	\$367.00	\$350.00
3	20 x 25"	28.5"	No	HSS3N ^P	35	919.00	835.00	HA3S*	20	453.00	432.00
4	20 x 31"	38"	No					HA4S	29	592.00	565.00
2	20 x 19"	19"	49"	HSS220	40	919.00	835.00	HA2SH	21	457.00	436.00
3	20 x 25"	28.5"	58.5"	HSS320	46	1,075.00	977.00	HA3SH	27	583.00	555.00
4	20 x 31"	38"	68"	HSS420	70	1,248.00	1,135.00	HA4SH	34	709.00	676.00

Steps	Base W x L	Top Step	30-33" Rails	24" WIDE TREADS			Product No.	ALUMINUM			
				Wt. (lbs.)	Price Ea. (G)	Price Ea. (P)		Wt. (lbs.)	Price Ea. (G)	Price Ea. (R)	
2	30 x 19"	19"	No	HSS2N30 ^P	43	849.00	772.00	HA2S30*	22	453.00	432.00
3	30 x 25"	28.5"	No	HSS3N30	55	1,040.00	946.00	HA3S30	28	557.00	531.00
4	30 x 31"	38"	No					HA4S30	35	695.00	662.00
2	30 x 19"	19"	49"	HSS230	43	1,005.00	914.00	HA2SH30	28	521.00	496.00
3	30 x 25"	28.5"	58.5"	HSS330	55	1,196.00	1,087.00	HA3SH30	34	691.00	659.00
4	30 x 35"	38-40"	73"	HSS430*	85	1,404.00	1,276.00	HA4SH30*	41	862.00	821.00
5	30 x 42"	47-50"	83"	HSS530*	96	1,629.00	1,482.00	HA5SH30*	49	1,014.00	966.00
6	30 x 49"	57-60"	93"	HSS630*	105	1,855.00	1,686.00	HA6SH30*	60	1,159.00	1,104.00
7	30 x 56"	66-70"	103"	HSS730*	115	2,080.00	1,891.00	HA7SH30*	67	1,301.00	1,239.00

*Aluminum 4-7 step ladders have a 9.5" step spacing and a shorter base depth. Stainless Steel ladders have 10" step spacing.

^PEligible for UPS.

ALUMINUM ROLLING LADDERS

Perfect for use in banks, libraries and hospitals. 450 lb. capacity. Specify Serrated (G) or Ribbed (R) Tread. Colorful painted aluminum available -- call for pricing. 20"D. top step available -- add \$135.00



Aluminum Rolling Ladders

LADDERS & PLATFORMS



Ladder comes with Rear Guard Rail. Shown with the option "Remove Rear Guard Rail & Insert Snap Chains" for walk off accessibility.

Cantilever Ladders

- Tough powder coat gray finish.
- Easy to assemble

Cantilevered Rolling Ladders are the perfect solution to access those hard-to-reach places. Allows the worker to stand out over the top of objects, such as tanks, trucks, or equipment. Top step includes 14" rear cantilever as standard, with options for 28", 35", or 42" cantilever. Frame is heavy duty 1" x 2" rectangular steel tubing. High quality 5" x 2" locking casters for easy rolling. Ships unassembled to reduce freight costs and risk of damage. Counterweight ships with ladder. Meets ANSI Special Purpose standards. Customized cantilevers are available to meet special requirements. Comes standard with Perforated Step (P) tread; for Serrated Grating (G) ...add \$31.69/step. FOB Shipping Point.

Product No.	No. Steps	Base Size	Overall Size	Wt. (lbs.)	14" Cantilever Perforated Step (P)	28" Cantilever Perforated Step (P)	35" Cantilever Perforated Step (P)	42" Cantilever Perforated Step (P)
HCL-6	6	32 x 46"	32 x 60"	468	\$1,790.00	\$2,553.00	\$2,743.00	\$2,941.00
HCL-7	7	32 x 52"	32 x 66"	442	1,898.00	2,661.00	2,851.00	3,049.00
HCL-8	8	32 x 58"	32 x 72"	412	2,133.00	2,896.00	3,086.00	3,284.00
HCL-9	9	32 x 65"	32 x 79"	405	2,263.00	3,026.00	3,215.00	3,413.00
HCL-10	10	32 x 71"	32 x 85"	401	2,440.00	3,203.00	3,392.00	3,590.00
HCL-11	11	32 x 77"	32 x 91"	405	2,620.00	3,383.00	3,572.00	3,770.00
HCL-12	12	32 x 84"	32 x 98"	409	2,776.00	3,539.00	3,728.00	3,927.00
HCL-13	13	40 x 90"	40 x 104"	417	3,645.00	4,111.00	4,260.00	4,399.00
HCL-14	14	40 x 96"	40 x 110"	450	3,779.00	4,245.00	4,394.00	4,533.00
HCL-15	15	40 x 103"	40 x 117"	458	3,913.00	4,379.00	4,527.00	4,666.00

Add \$31.69/step for Serrated Grating (G).

Weights are for the ladders only and do not include the weight of the packaging - call for freight quote. Base length and overall length may vary slightly. If you have a tight space, please call to confirm.

Option: Remove Rear Guard Rail and Insert Snap Chains... Add \$166.39

Tank-Top Lifts

- Provides easy access to tank truck and railroad car hatches.
- Excellent where cantilevered work deck is required.
- Great for trailer top snow and ice removal.

Deck height is hydraulically adjustable from 9' to 13' underclearance. Platform measures 24" x 48". Base is 28" x 60". Fixed outrigger spread is 69". Rolls on 8" casters with polyurethane tread -- 2 swivels with locks, 2 rigid. Ships in 3 pieces. Gray enamel paint. FOB Shipping Point.

HTT9-13 9' to 13' adjustable deck height. Wt. 1525 (lbs.) Price Ea. \$7,634.00

HTT9-13F 9' to 13' non-adjustable deck height. Wt. 1450 (lbs.) Price Ea. \$6,286.00

Specify selected height - factory will preset height to bottom of cantilevered deck.

Recommended Option: Removable 30" Extension Railings. Add \$373.00

Orange powder coat finish. Add \$400.00

Model shown with optional 30" extension railing.



Fork Deck Maintenance Platform

- Turns your fork truck into an efficient personnel lift.
- Safe, affordable access to heights greater than those reached by a rolling ladder.

Rugged steel construction for durable, safe use. Safety features includes non-skid platform, screen to shield operator from forklift mast, safety chain to secure platform to mast, 42"H. handrails with mid-rail and locking gate. Fork pockets measure 2" x 7" on 29" centers. Standard 4" casters permits easy positioning. Finished in bright orange paint. Ships flat in box for easy assembly. FOB Shipping Point.

OPTIONAL ACCESSORIES:

HFD-TH Fluorescent Bulb Caddy. Wt. 26 (lbs.) Price Ea. \$147.00

HFD-TT Tool Tray. Wt. 14 (lbs.) Price Ea. \$108.00

All welded available. Price Ea. \$140.00

Ship fully assembled Price Ea. \$62.00

Product No.	Cap. (lbs.)	Size L x W	Wt. (lbs.)	Price Ea.
HFD-O-C	1000	36 x 36"	141	\$499.00
HFD-48-C	1000	48 x 36"	163	\$411.00
HFD-40-48	1000	40 x 48"	171	\$543.00



WORK PLATFORMS & CROSSOVER LADDERS



800 Lbs. Capacity Work Platforms

- Two person, 800 lbs. capacity work platforms with serrated grating for the toughest jobs.
- Made of 1" tubular steel.

Choice of 24" or 36" wide platforms. Pedal activated lockstep with 4" casters. Rails removed for shipping. OSHA/ANSI approved. CAL OSHA available add \$101.73. Custom platforms, all welded 800 lbs. and aluminum or stainless steel available -- contact dealer for pricing. Work Platforms are non-returnable. FOB Shipping Point.




HSNR SERIES



HSEP SERIES

Single Entry



HDEP SERIES

Double Entry

SINGLE ENTRY												
ADD PLATFORM LENGTH TO PART NO. TO SPECIFY LENGTH												
Steps	Height	Width	36" LONG PLATFORM			48" LONG PLATFORM			72" LONG PLATFORM			
			Product No.	Base W x D	Wt. (lbs.)	Price Ea.	Base W x D	Wt. (lbs.)	Price Ea.	Base W x D	Wt. (lbs.)	Price Ea.
WITHOUT HANDRAILS												
3	30"	24"	HSNR3-24	30 x 48"	95	\$691.00	30 x 60"	115	\$768.00	30 x 84"	155	\$948.00
3	30"	36"	HSNR3-36	40 x 48"	110	808.00	40 x 60"	130	1,009.00	40 x 84"	170	1,285.00
4	40"	24"	HSNR4-24	30 x 54"	110	785.00	30 x 66"	130	873.00	30 x 90"	170	1,056.00
4	40"	36"	HSNR4-36	40 x 54"	125	918.00	40 x 66"	145	1,148.00	40 x 90"	185	1,409.00
3 & 4 Step Platforms Optional Handrails Add: 97.85												
WITH HANDRAILS												
5	50"	24"	HSEP5-24	30 x 60"	150	\$932.00	30 x 72"	162	\$1,036.00	30 x 96"	102	\$1,378.00
5	50"	36"	HSEP5-36	40 x 60"	165	1,090.00	40 x 72"	187	1,362.00	40 x 96"	128	1,637.00
6	60"	24"	HSEP6-24	30 x 66"	162	1,070.00	30 x 78"	175	1,300.00	30 x 102"	153	1,470.00
6	60"	36"	HSEP6-36	40 x 66"	180	1,377.00	40 x 78"	200	1,713.00	40 x 102"	180	1,936.00
7	70"	24"	HSEP7-24	30 x 73"	175	1,148.00	30 x 85"	190	1,377.00	30 x 108"	220	1,607.00
7	70"	36"	HSEP7-36	40 x 73"	195	1,530.00	40 x 85"	215	1,822.00	40 x 108"	250	2,067.00

DOUBLE ENTRY												
ADD PLATFORM LENGTH TO PART NO. TO SPECIFY LENGTH												
Steps	Height	Width	36" LONG PLATFORM			48" LONG PLATFORM			72" LONG PLATFORM			
			Product No.	Base W x D	Wt. (lbs.)	Price Ea.	Base W x D	Wt. (lbs.)	Price Ea.	Base W x D	Wt. (lbs.)	Price Ea.
WITH HANDRAILS												
3	30"	24"	HDEP3-24	30 x 60"	184	\$1,125.00	30 x 72"	201	\$1,160.00	30 x 96"	236	\$1,355.00
3	30"	36"	HDEP3-36	40 x 60"	205	1,339.00	40 x 72"	220	1,416.00	40 x 96"	256	1,694.00
4	40"	24"	HDEP4-24	30 x 73"	206	1,246.00	30 x 85"	223	1,280.00	30 x 108"	258	1,492.00
4	40"	36"	HDEP4-36	40 x 73"	225	1,523.00	40 x 85"	240	1,599.00	40 x 108"	278	1,822.00
5	50"	24"	HDEP5-24	30 x 85"	228	1,492.00	30 x 97"	246	1,530.00	30 x 121"	280	1,753.00
5	50"	36"	HDEP5-36	40 x 85"	245	1,836.00	40 x 97"	265	1,912.00	40 x 121"	300	2,160.00
6	60"	24"	HDEP6-24	30 x 98"	251	1,643.00	30 x 110"	268	1,684.00	30 x 133"	302	1,914.00
6	60"	36"	HDEP6-36	40 x 98"	270	2,029.00	40 x 110"	285	2,104.00	40 x 133"	320	2,357.00
7	70"	24"	HDEP7-24	30 x 110"	273	1,760.00	30 x 122"	290	1,836.00	30 x 146"	324	2,067.00
7	70"	36"	HDEP7-36	40 x 110"	290	2,180.00	40 x 122"	310	2,257.00	40 x 146"	345	2,526.00

Fixed Crossovers

- Extra heavy duty construction -- 1 1/2" O.D. pipe for rugged use.
- The comfortable 48' stair slope allows workers to descend facing outward.

Any combination of six stair heights and five bridge lengths is available in three standard widths. Custom sizes are available. Supplied in 3 pieces -- 2 stair sections and 1 bridge. Rated capacity 600 lbs. Built to OSHA code. Gray enamel paint. Available in aluminum. Fixed Crossovers are non-returnable. FOB Shipping Point.



Stair Sections (Set of 2) For Fixed Crossovers (48° Stairway Slope)											
2 to 7 steps with choice of widths.											
No Steps	Vertical Clearance	27" OVERALL WIDTH (Expanded Metal)			31 1/2" OVERALL WIDTH (Serrated Grating)			38 1/2" OVERALL WIDTH (Serrated Grating)			
		Product No.*	Wt. (lbs.)	Price Ea.	Product No.*	Wt. (lbs.)	Price Ea.	Product No.*	Wt. (lbs.)	Price Ea.	
2	28"	HCS227	253	\$1,131.00	HCS231	254	\$1,288.00	HCS238	276	\$1,417.00	
3	38"	HCS327	310	1,495.00	HCS331	325	1,715.00	HCS338	351	1,893.00	
4	48"	HCS427	378	1,863.00	HCS431	393	2,146.00	HCS438	428	2,424.00	
5	58"	HCS527	445	2,235.00	HCS531	465	2,576.00	HCS538	505	2,857.00	
6	68"	HCS627	517	2,629.00	HCS631	537	3,035.00	HCS638	583	3,372.00	
7	78"	HCS727	600	3,060.00	HCS731	630	3,534.00	HCS738	680	3,924.00	

BRIDGE SECTIONS FOR FIXED CROSSOVERS											
Any length can be used with 2 to 7 step stair sections.											
Length	Horizontal Clearance	27" OVERALL WIDTH (Expanded Metal)			31 1/2" OVERALL WIDTH (Serrated Grating)			38 1/2" OVERALL WIDTH (Serrated Grating)			
		Product No.*	Wt. (lbs.)	Price Ea.	Product No.*	Wt. (lbs.)	Price Ea.	Product No.*	Wt. (lbs.)	Price Ea.	
20"	18"	HCB227	88	\$378.00	HCB231	95	\$507.00	HCB238	102	\$549.00	
30"	28"	HCB327	111	556.00	HCB331	120	602.00	HCB338	128	652.00	
40"	38"	HCB427	133	661.00	HCB431	140	700.00	HCB438	153	760.00	
50"	48"	HCB527	156	744.00	HCB531	165	796.00	HCB538	180	890.00	
60"	58"	HCB627	195	846.00	HCB631	203	911.00	HCB638	220	989.00	


* Complete Product designation includes prefix, indicating a pair of stair section from "Stair Section". Solid tread (R) available for 27" only, at above prices - must be specified.

Adjustable Height Steel Work Platform

NEW!!!

- Makes uneven surfaces level.
- Sturdy 500 lb. capacity.

Easy to use. Simply turn feet to adjust height -- place several units together for larger areas. Heavy-duty serrated grating provides excellent slip resistance. Platforms 24" to 48" have 4 legs. Longer platforms have 6 legs. Powder coat finish. FOB Shipping Point.




Size W x L	Wt. (lbs.)	HEIGHTS FROM 5" TO 8"		HEIGHTS FROM 9" TO 14"	
		Product No.	Price Ea.	Product No.	Price Ea.
24 x 24"	38	HAWP5-2424	\$215.00	HAWP9-2424	\$227.00
24 x 36"	52	HAWP5-2436	241.00	HAWP9-2436	253.00
24 x 48"	66	HAWP5-2448	275.00	HAWP9-2448	286.00
24 x 59"	80	HAWP5-2459	308.00	HAWP9-2459	319.00
24 x 71"	106	HAWP5-2471	355.00	HAWP9-2471	366.00
24 x 97"	138	HAWP5-2497	402.00	HAWP9-2497	412.00

LIFTS



STOCK SHELF
moves with worker



Optional Safety Sensing system

"Power Stocker" Lift

- Ground Entry - Manually Propelled - Hydraulic Order Picker.
- Designed for smooth, easy one-person order picking up to 21' high.
- No outriggers required, floor locks secure in place. Electric interlocks standard.
- Key lock prevents unauthorized use.

Small foot print won't block aisles and is easy to maneuver. HPS-10 is only 76" tall for easy movement through standard doorways. Removable guard rails beside stock platform for easy loading and unloading. Merchandise can be easily raised to shelf level and easily slid to minimize lifting. High quality controls require both hands to operate for user safety. 12 volt DC power (AGM battery) with mounted charger included. Recharges using a standard 110V outlet. 100+ raise and lower cycles between charges. 450 lb. weight capacity, both operator and inventory. Optional safety sensing system creates a 2' safety zone around lift alerting operator to activity below the lift. Meets/exceed ANSI standards. FOB Shipping Point.

Product No.	Cap. (lbs.)	Footprint W x L	Overall Height	Platform Max. Height	Platform Min. Height	Working Height	Power	Wt. (lbs.)	Price Ea.
HPS-10	450	36 x 54"	76"	8'2"	10"	14'	12V DC	660	\$5,499.00
HPS-12	450	36 x 54"	95"	11'6"	11"	17'	12V DC	1168	8,250.00
HPS-15	450	43 x 54"	83"	14'9"	12"	20'	12V DC	1250	11,213.00

Optional Sensor system ... Add \$1,350.00.

Mini-Scissor Lift

- 500 lb. Capacity.
- 12 Volt DC Power (Raise & Lower).
- Manually Propelled
- Meets/Exceeds ANSI Safety Requirements.
- Power Unit stored in a lockable slide out drawer.

The Mini Scissor Lifts are ideal for stores and stock rooms. Provides the stability and reliability of a scissor lift in a compact size that fits almost anywhere. The slim base makes it a must for tight aisle ways and reduced access areas. High quality 6" casters, two locking swivel and two rigid make it easy to maneuver. Includes battery charge indicator, emergency stop button, emergency lowering system and forklift pockets. The easy mechanics and basic controls make it very user friendly and all but assure that it will be used, not stored away in a corner. No outriggers required. FOB Shipping Point.



HMSL-12



HMSL-10



HMSL-10 Lowered

Product No.	Working Height	Platform Max. Height	Platform Lowered Height	Platform W x L	Base W x L	Overall Height	Wt. (lbs.)	Price Ea.
HMSL-10	16'	9' 10"	21"	24 x 46"	28 x 46"	70"	787	\$7,000.00
HMSL-12	19'	12' 9"	26"	24 x 46"	28 x 46"	74"	917	8,400.00

Mobile Vertical Lift

- 300 lb. Capacity.
- 12 Volt DC Power.
- Outriggers included and attached.

This push around lift is designed for 1 person and reaches a maximum platform height of 30'. The working height is approximately 35' which makes it ideal for light and ceiling maintenance. The lift climbs and descends smoothly and quietly. 12 volt DC powered with an easy to use control box. Outrigger interlock display lights which indicate when all four outriggers are down and in place is included as an added safety feature. The lift will not ascend unless all four outriggers are firmly in place. Compacts to 78" for easy storage and rolls easily through doorways. Lift is also equipped with tilt and lift for easy loading. Lead-time 3 days to ship. FOB Shipping Point.



Product No.	Working Height	Platform Max. Height	Platform W x L	Base W x L	Outrigger Footprint	Wt. (lbs.)	Price Ea.
HBMVL-30	35'	30'	24 x 27"	29 x 56"	64 x 74"	950	\$11,500.00

HYDRAULIC ELEVATING WORK PLATFORMS



Hydraulic Elevating Work Platforms

- Enclosed platform with 42" guardrails, midrails, gate, toeboards and skid resistant deck.
- Built-in ladder with flat skid-resistant treads and grab rails provide access to platform.
- Manually propelled.
- Self-storing outriggers provide maximum stability.
- Leveling jacks secure unit to floor.
- Meets and exceeds ANSI.
- Rails fold for doorway passage.


300 LB. One Person Maintenance Lift

- Raise one worker and equipment up to 21' working height.
- Versatile and economical lifts.

A cantilevered model is also available to provide safe access to hard-to-reach locations. These units have a lifting capacity of 300 lbs. 6" casters for easy rolling and maneuverability. Hydraulic system includes a dual-action hand pump. FOB Shipping Point.



HBL-C14 cantilevered platform



Model HBL-315

Product No.	Platform Max.	Height Min.	Platform L x W	Wt. (lbs.)	Price Ea.
HBL-315	15'	6'4"	20 x 28"	590	\$3,881.00
HBL-C14	14'	6'4"	64 x 20"	900	5,096.00


OPTIONAL EQUIPMENT DESCRIPTION

Description	Price Ea.
AC Electric power	\$2,688.00
DC Electric power	2,077.00
Air-hydraulic power	3,299.00
Tool tray	113.00
Fluorescent tube holder	204.00
Platform duplex receptacle	358.00

500 LB. Two Person Lift

- Overhead Maintenance, Repair and Operating problems are solved with this heavy-duty, two person telescoping hydraulic lift. Working Heights to 34'

Enclosed 28" x 36" platform. 8" casters for easy rolling and maneuverability. Raise and lower power choices include 120V AC, 12V DC complete with battery and charger or Air-Hydraulic. 500 lb. capacity. FOB Shipping Point.



Rails folded for doorway passage both models.

OPTIONAL EQUIPMENT DESCRIPTION

Description	Price Ea.
Fluorescent tube holder	\$204.00
Platform duplex receptacle	358.00
Tool tray	113.00
Air-Hydraulic drive (add to AC price)	1,018.00



Product No.	Platform Max.	Height Min.	Working Height	Wt. (lbs.)	Price Ea.
HMR-15-AC	15'	6' 4"	21'	800	\$8,295.00
HMR-15-DC	15'	6' 4"	21'	930	8,549.00
HMR-20-AC	19' 3"	6' 4"	25'	1000	10,243.00
HMR-20-DC	19' 3"	6' 4"	25'	1130	10,497.00
HMR-24-AC	23' 8"	6' 7"	30'	1200	12,442.00
HMR-24-DC	23' 8"	6' 7"	30'	1330	12,696.00
HMR-28-AC	28'	6' 10"	34'	1420	14,394.00
HMR-28-DC	28'	6' 10"	34'	1550	14,648.00

Fold-N-Store Rolling Ladder

- Ladder can be easily folded for storage or transportation.
- Provides tilt and roll mobility when set up.

Features wheelbarrow style portability. Expanded metal standard or specify alternate tread. Large 10" rubber wheels roll easily on rough surfaces. Rugged 350 lb. capacity. Gray powder coat finish. FOB Shipping Point. Ships Unassembled. For fully assembled ladder, specify SU Add \$82.97. CAL-OSHA available -- add \$80.31 for 5-9 steps and add \$125.54 for 10-12 steps.

No. of Steps	Base W x L	Height Top Step	Overall	Wt. (lbs.)	Product No.	Serrated Grating (G)	Perforated Step (P)	Expanded Metal (X)
5	30 x 46"	50"	83"	90	HFAWL-5	\$652.00	\$494.00	\$544.00
6	30 x 52"	60"	93"	100	HFAWL-6	708.00	536.00	590.00
7	30 x 58"	70"	103"	110	HFAWL-7	764.00	579.00	636.00
8	30 x 64"	80"	113"	120	HFAWL-8	817.00	619.00	681.00
9	30 x 70"	90"	123"	135	HFAWL-9	883.00	669.00	736.00
10	30 x 76"	100"	133"	148	HFAWL-10	948.00	718.00	790.00
11	30 x 82"	110"	143"	165	HFAWL-11	1,013.00	768.00	844.00
12	30 x 88"	120"	153"	175	HFAWL-12	1,109.00	840.00	924.00



Optional Replaceable Skid Plate for rough surfaces add \$81.00



Truck/Dock Access Ladder

- Designed to access trucks and docks.
- Vertical frame constructed with 2" x 1" rectangular tubing.

No rear guardrail is standard for easy walk through (includes snap chain). Heavy duty serrated grating tread for added safety. Rolls easily on 10" rubber wheels. Available in both 59° ladder slope or gradual 50° stairway slope. 450 lb. capacity. Built to OSHA and ANSI standards. Gray powder coat finish. FOB Shipping Point.

LADDER SLOPE 59°							STAIRWAY SLOPE 50°						
Product No.	Step Width	Top Step Height	Overall Height	Base W x L	Wt. (lbs.)	Price Ea.	Product No.	Step Width	Top Step Height	Overall Height	Base W x L	Wt. (lbs.)	Price Ea.
HTA-5-24	24"	50"	80"	32 x 53"	145	\$565.47	HSW-TA-5-24	24"	50"	80"	32 x 60"	155	\$612.85
HTA-5-36	36"	50"	80"	44 x 53"	180	608.73	HSW-TA-5-36	36"	50"	80"	44 x 60"	190	656.11

For CAL OSHA ... Add \$60.00

ADJUSTABLE LADDERS & STEPSTOOLS

Little Giant®
Ladder Systems



Little Giant® Aerial Safety Cage™ Adjustable Enclosed Platforms

- Replaces expensive power lifts and works over uneven surfaces, stairs, etc.
- Meets OSHA tie-off/enclosed work platform rules - rated Type IA - 300 lbs.

The Little Giant® Aerial Safety Cage™ adjustable enclosed platform is a versatile, safe alternative to tying off. The Cage is constructed of non-conductive, high-strength black-resin fiberglass. The Cage is fully adjustable, allowing the operator to adjust the platform height to the job at hand. Each side adjusts independently, so operators can also use the Cage over uneven surfaces or stairs, where a mechanical lift or ordinary stepladder could never go. The Cage protects operators in a fully enclosed working platform, allowing them to work safely and quickly with two hands while complying with OSHA standards. With time and energy-saving Tip & Glide™ Wheels, the Cage is easy to move from job to job. 1 year warranty. FOB Shipping Point.

Product No.	Height Adjustment	LITTLE GIANT® ADJUSTABLE ENCLOSED PLATFORMS			Wt. (lbs.)	Price Ea.
		Work Platform Height	Maximum Reach	Storage Height		
H18509	5' to 9'	5' to 9'	15'6"	9'7"	91	\$1,485.00
H18515	8' to 14'	8' to 14'	20'6"	14'7"	119	1,800.00



Little Giant® Select Step Fiberglass Stepladder

- Multiple sizes of stepladders in one.
- Wide rung and wide-flared legs for maximum stability and safety.

The Select Step Fiberglass is fully adjustable on both sides, so you can use it in multiple heights and configurations. No matter how you set it up, the patent-pending Select Step provides a comfortable standing platform that offers heel-to-toe foot support at the top recommended step. Because both sides telescope independently, you can use the Select Step safely over obstacles, sloping ground, and on stairs or uneven surfaces. Select Step is the only fiberglass stepladder that allows you to safely work on stairs. The Select Step FG is ANSI rated for special duty use (Type IAA - 300 lbs.). 1 year warranty. FOB Shipping Point.

Product No.	Height Adjustment	LITTLE GIANT® SELECT STEP FIBERGLASS STEPLADDERS			Wt. (lbs.)	Price Ea.
		Highest Standing Level	Maximum Reach	Storage Height		
H15130-001	5' to 8'	5'8"	12'4"	5'1"	33	\$282.00
H15131-001	6' to 10'	7'8"	14'4"	6'1"	40	339.00

Little Giant® Multi-Use Ladders

- One ladder does it all - multiple sizes of stepladders, extension ladders and scaffolding.
- Available in non-conductive fiberglass and aerospace-grade aluminum.

Little Giant® Multi-Use ladders can be used in dozens of unique configurations, as an A-frame, extension, staircase and 90° ladder, and as a trestle-and-plank scaffolding system. Little Giant® Ladders' wide-flared legs and wide rungs provide an unmatched feeling of safety and stability. Multi-Use ladders are rated to hold 300 lbs. on both sides and are true two-person stepladders. 1 year warranty on fiberglass ladders and lifetime warranty on aluminum ladders. FOB Shipping Point.

Product No.	Description	LITTLE GIANT® MULTI-USE LADDERS			Wt. (lbs.)	Price Ea.	
		Extension Height	Stepladder Height	Scaffold Height			
H15147-001	17' Fiberglass	9' to 15'	4' to 7'	3'	4'7"	39	\$501.00
H12017	17' Aluminum	9' to 15'	4' to 7'	3'	4'7"	31½	284.00
H12022	22' Aluminum	11' to 19'	5' to 9'	4'	5'7"	38	335.00



Little Giant® Safety Step Industrial Stepstools

- Features wide, slip-resistant steps for maximum stability.
- Tested to hold 300 lbs.

Easy-to-use design folds to only 5" for easy storage. Convenient safety bar for additional security. Lightweight, corrosion-resistant aluminum construction and Tip & Glide Wheels for easy transportation. Available in 2, 3, 4 - step models. 1 year warranty. FOB Shipping Point.


Product No.	Description	LITTLE GIANT® SAFETY STEP STEPSTOOLS				Wt. (lbs.)	Price Ea.
		No. of Steps	Top Step Height	Storage Size L x W x D	Bar Height		
H10210BA	2-Step	2	18"	32 x 21 x 5"	21"	17	\$128.00
H10310BA	3-Step	3	27"	44 x 22 x 5"	24½"	22	152.00
H10410BA	4-Step	4	36"	56 x 23 x 5"	24½"	29	187.00

WORK PLATFORMS



Emergency Stop Button

OPTIONAL WORK PLATFORM ACCESSORIES



Fluorescent Tube Caddy



Sliding Tool Tray

Work Platform

- Quality workmanship combined with solid construction features.
- Features 4"H. kickplate and 4-way safety treadplate platform.

This sturdy work platform is designed for safety. Rugged steel construction delivers dependable service. 42"H. handrail with 21" mid rail. Includes 60"H. expanded metal back. Usable fork pockets are 7 1/4"W x 3 3/8"H in rear and 7 3/4"W x 1 1/8"H in front. Has safety restraint. Tine lock standard. FOB Shipping Point.

Product No.	Cap. (lbs.)	Platform Size W x L	Fork Pocket Ctr.	Expanded Metal Back	Handrail Height	Wt. (lbs.)	Price Ea.
HWP-3636	1000	36 x 36"	16"	60"	42"H. w/21" midrail	146	\$475.00
HWP-3648	1000	36 x 48"	16"	60"	42"H. w/21" midrail	165	\$521.00
HWP-4848	1000	48 x 48"	24"	60"	42"H. w/21" midrail	195	\$637.00

FOLD DOWN WORK PLATFORM

Product No.	Cap. (lbs.)	Platform Size W x L	Expanded Metal Back	Handrail Height	Wt. (lbs.)	Price Ea.
HWP-3737-FD	600	37" x 37"	60"	38"H. w/23 1/2" midrail	227	\$829.00

Fold Down Height 11 1/2"

Usable fork pockets measure 7 3/4"W x 3 3/8"L on 27 3/4" centers



HWP-4848



HWP-3737-FD



HWP-3737-FD Shown Folded Down



HWP-3737-FD

OPTIONAL WORK PLATFORM ACCESSORIES

Product No.	Description	Price Ea.
HWP-CA	4-4" poly casters	\$90.00
HWP-TC	Fluorescent Tube Caddy	\$51.00
HWP-SB	Emergency Stop Button Kit	\$359.00
HWP-TT36	Sliding Tool Tray (36")	\$50.00

WEB LANYARD WITH SAFETY HARNESS

Product No.	Size	Cap. (lbs.)	Length Of Lanyard	Wt. (lbs.)	Price Ea.
HWP-LH-S	Small	350	6'	5	\$257.00
HWP-LH-M	Medium	350	6'	5	257.00
HWP-LH-L	Large	350	6'	5	257.00
HWP-LH-XL	X-Large	350	6'	5	257.00
HWP-LH-XXL	XX-Large	350	6'	5	326.00
HWP-LH-XXXL	XXX-Large	350	6'	7	326.00

*Specify Size: Small, Medium, Large, X-Large, XX-Large or XXX-Large.

Height	CHEST SIZE					
	34-36	38-40	42-44	46-48	50-54	56-60
Small (5'4"-5'7")	Small	Small	Medium	Large	X-Large	XX-Large
Regular (5'8"-5'11")	Small	Medium	Large	X-Large	XX-Large	XXX-Large
Tall (6'0"-6'3")	Medium	Medium	Large	X-Large	XX-Large	XXX-Large
Extra Tall (6'3" plus)	Large	Large	X-Large	X-Large	XX-Large	XXX-Large

Web lanyard with safety harness



Optional Emergency stop button



HSP-175

STOCK PICKER Work Platform

- Elevates personnel and pallet to overhead racks and shelving for safe, convenient access.
- Rugged all steel construction ensures solid and safe support.

Cage measures 30"W. x 20"D. 42"H. siderails. 4"H. kickplate. 60"H. expanded metal rear safety screen, fork pockets O.D. 3" x 8" (2 1/2" x 7 1/2" I.D.) 60" total fork length on 22 1/4" centers. FOB Shipping Point.

Product No.	Cap. (lbs.)	Size W x L x H	Platform Hgt.	Wt. (lbs.)	Price Ea.
HSP-175	4000	30 x 20 x 60"	4"	174	\$748.00

OPTIONAL STOCK PICKER ACCESSORIES

Product No.	Description	Price Ea.
HWP-SB	Emergency Stop Button	\$359.00

LOCKERS



Lenox® Plastic Lockers

- Patented one-piece box construction.
- Corrosion-Proof plastic.
- Powder coated stainless steel hinge.
- Maintenance-free durability.



Unlike metal, Lenox Lockers are made of corrosion-proof plastic material that won't rust or dent. Formed by a polymer resin, Lenox features a white one-piece box that wraps around with no screws, rivets or mechanical joints. With a white box panel thickness of 3/8" and colored door and frame thickness of 1/2", Lenox Lockers withstand impacts that would easily damage other lockers. The continuous door slide latch is made of 1/2" thick High Density Polyethylene (HDPE) which secures the entire length of the door. Standard lockers include doors with ventilation slots and handles. One and two tier lockers include a double coat hook. A shelf is included with one-tier lockers only. All lockers ship fully assembled saving installation time and money. All locker parts and components carry a 20-year warranty against rust, corrosion, denting, bending and delaminating under normal use. Locker options (sold separately) include End Panels, and Flat Tops which finish exposed white sides of locker. Special order options include key locks, combination locks, coin locks, mesh doors, engraved logos and number plates. FOB Shipping Point.

*Note: Other Lenox Locker variations, colors, and pedestal benches also available--call for more information.

Typical Area of Use:

- Food Processing
- Schools/Universities
- Manufacturing
- Athletic Facilities
- Healthcare Facilities
- Hotels/Motel
- Chemical Plants
- Park/Recreation Facilities

LOCKER COLORS



Available in 30 other aesthetically pleasing colors--call for more information.



Pedestal Bench



Gear Locker
Call for additional information.



LENOX® LOCKERS



New XL-Lockers are 30% deeper than standard 18" lockers. Choose from 21" or 24" depths. Call for pricing.

LENOX® LOCKERS SINGLE TIER LOCKERS

Beige Product No.	Gray Product No.	Deep Blue Product No.	Size W x D x H	Wt. (lbs.)	Price Ea.
HLK1212601HV-202	HLK1212601HV-200	HLK1212601HV-203	12 x 12 x 60"	50	\$370.00
HLK1212721HV-202	HLK1212721HV-200	HLK1212721HV-203	12 x 12 x 72"	60	\$422.00
HLK1215601HV-202	HLK1215601HV-200	HLK1215601HV-203	12 x 15 x 60"	57	\$383.00
HLK1215721HV-202	HLK1215721HV-200	HLK1215721HV-203	12 x 15 x 72"	67	\$444.00
HLK1218601HV-202	HLK1218601HV-200	HLK1218601HV-203	12 x 18 x 60"	63	\$402.00
HLK1218721HV-202	HLK1218721HV-200	HLK1218721HV-203	12 x 18 x 72"	74	\$459.00

DOUBLE TIER LOCKERS

HLK1212602HV-202	HLK1212602HV-200	HLK1212602HV-203	12 x 12 x 60"	51	\$377.00
HLK1212722HV-202	HLK1212722HV-200	HLK1212722HV-203	12 x 12 x 72"	60	\$445.00
HLK1215602HV-202	HLK1215602HV-200	HLK1215602HV-203	12 x 15 x 60"	57	\$398.00
HLK1215722HV-202	HLK1215722HV-200	HLK1215722HV-203	12 x 15 x 72"	67	\$460.00
HLK1218602HV-202	HLK1218602HV-200	HLK1218602HV-203	12 x 18 x 60"	63	\$422.00
HLK1218722HV-202	HLK1218722HV-200	HLK1218722HV-203	12 x 18 x 72"	74	\$483.00

TRIPLE TIER LOCKERS

HLK1212603HV-202	HLK1212603HV-200	HLK1212603HV-203	12 x 12 x 60"	53	\$402.00
HLK1212723HV-202	HLK1212723HV-200	HLK1212723HV-203	12 x 12 x 72"	62	\$470.00
HLK1215603HV-202	HLK1215603HV-200	HLK1215603HV-203	12 x 15 x 60"	60	\$426.00
HLK1215723HV-202	HLK1215723HV-200	HLK1215723HV-203	12 x 15 x 72"	70	\$488.00
HLK1218603HV-202	HLK1218603HV-200	HLK1218603HV-203	12 x 18 x 60"	66	\$445.00
HLK1218723HV-202	HLK1218723HV-200	HLK1218723HV-203	12 x 18 x 72"	77	\$507.00

QUADRUPLE TIER LOCKERS

H00208705	H00208706	H00208707	12 x 12 x 60"	55	\$431.00
H00208708	H00208709	H00208710	12 x 12 x 72"	64	\$489.00
H00208711	H00208712	H00208713	12 x 15 x 60"	62	\$444.00
H00208715	H00208716	H00208717	12 x 15 x 72"	72	\$513.00
H00208718	H00208721	H00208722	12 x 18 x 60"	69	\$471.00
H00208723	H00208726	H00208727	12 x 18 x 72"	79	\$516.00

Number Plates 1/2" x 1/2" Price Ea. \$1.20

END PANELS FOR FLAT TOP LOCKERS

Beige Product No.	Gray Product No.	Deep Blue Product No.	Size D x H	Wt. (lbs.)	Price Ea.
HEPFT-S1260-202	HEPFT-S1260-200	HEPFT-S1260-203	12 x 60"	1	\$83.00
HEPFT-S1272-202	HEPFT-S1272-200	HEPFT-S1272-203	12 x 72"	1	\$83.00
HEPFT-S1560-202	HEPFT-S1560-200	HEPFT-S1560-203	15 x 60"	1	\$87.00
HEPFT-S1572-202	HEPFT-S1572-200	HEPFT-S1572-203	15 x 72"	1	\$87.00
HEPFT-S1860-202	HEPFT-S1860-200	HEPFT-S1860-203	18 x 60"	1	\$91.00
HEPFT-S1872-202	HEPFT-S1872-200	HEPFT-S1872-203	18 x 72"	1	\$91.00

12" WIDE FLAT TOPS FOR LOCKERS

Beige Product No.	Gray Product No.	Deep Blue Product No.	Size W x D x H	Wt. (lbs.)	Price Ea.
H00271941	H00271942	H00271943	12 x 12 x 1/2"	3	\$49.00
H00271944	H00271945	H00271946	12 x 15 x 1/2"	4	\$51.00
H00271947	H00271948	H00271949	12 x 18 x 1/2"	4	\$55.00

PEDESTAL BENCHES

Beige Product No.	Gray Product No.	Deep Blue Product No.	Size W x D x H	Wt. (lbs.)	Price Ea.
HPED9536-202	HPED9536-200	HPED9536-203	9 1/2 x 36 x 18 1/2"	30	\$439.00
HPED9572-202	HPED9572-200	HPED9572-203	9 1/2 x 72 x 18 1/2"	50	\$705.00

*Additional locker sizes and options available--call for more information.

EDSAL SECURITY LOCKERS



Single Tier Lockers

- Provides maximum security, privacy and ample space for personal storage.
- Choose from 1 or 3 wide configurations in unassembled or pre-assembled models.

Features heavy duty 16 ga. door and welded frame for solid, 1-piece construction. 3-point latching system for extra security. Louvered door for improved ventilation. Includes 3 wall hooks and double prong ceiling hook for 12" and 15"D. lockers -- coat rod and hat shelf for 18"D. lockers only. Recessed handles to accommodate a padlock or built-in lock. Overall height of frame is 60" or 72" -- add 6" for legs. Tough powder coat finish. Available in BU (Blue), GY (Gray), or TN (Tan) -- please specify. FOB Shipping Point.

1-WIDE -- SINGLE TIER UNASSEMBLED						
No. Of Openings	Opening Size W x D x H	Wt. (lbs.)	Product No.	Price Per Unit	Product No.	Price Per Unit
1	12 x 12 x 60"	45	HCL5001	\$148.94	HCL5501	\$178.70
1	12 x 15 x 60"	48	HCL5011	155.77	HCL5511	186.93
1	12 x 18 x 60"	51	HCL5021	165.14	HCL5521	198.19
1	12 x 12 x 72"	51	HCL5031	164.29	HCL5531	197.17
1	12 x 15 x 72"	55	HCL5041	170.37	HCL5541	204.44
1	12 x 18 x 72"	59	HCL5051	180.63	HCL5551	216.76
1	15 x 18 x 72"	66	HCL5061	197.43	HCL5561	236.91
3 WIDE -- SINGLE TIER						
3	12 x 12 x 60"	135	HCL5003	372.49	HCL5503	447.00
3	12 x 15 x 60"	144	HCL5013	389.49	HCL5513	467.34
3	12 x 18 x 60"	153	HCL5023	412.83	HCL5523	495.43
3	12 x 12 x 72"	153	HCL5033	410.79	HCL5533	492.90
3	12 x 15 x 72"	165	HCL5043	426.39	HCL5543	511.63
3	12 x 18 x 72"	177	HCL5053	451.63	HCL5553	541.91
3	15 x 18 x 72"	198	HCL5063	493.40	HCL5563	592.09



Double-Tier Lockers

- A secure and practical solution for space limited applications.
- Available in one or three wide configurations in unassembled or pre-assembled models.

Features heavy-duty 16 ga. doors and welded frame for solid, 1-piece construction. 3-point latching system provides extra security. Louvered doors for improved ventilation. Includes 3 wall hooks and recessed handles that accommodate a padlock or built-in lock. Overall height of frame is 72" -- add 6" for legs. Tough powder coat finish. Available in BU (Blue), GY (Gray), or TN (Tan) -- please specify. FOB Shipping Point.

1-WIDE -- DOUBLE TIER UNASSEMBLED						
No. Of Openings	Opening Size W x D x H	Wt. (lbs.)	Product No.	Price Per Unit	Product No.	Price Per Unit
2	12 x 12 x 36"	52	HCL5071	\$189.03	HCL5571	\$226.81
2	12 x 15 x 36"	56	HCL5081	198.49	HCL5581	238.17
2	12 x 18 x 36"	59	HCL5091	206.63	HCL5591	247.96
3-WIDE -- DOUBLE TIER						
6	12 x 12 x 36"	156	HCL5073	472.43	HCL5573	566.90
6	12 x 15 x 36"	168	HCL5083	495.71	HCL5583	594.79
6	12 x 18 x 36"	177	HCL5093	516.77	HCL5593	620.06



5 & 6 Tier Lockers

- Box Lockers meet the need for security of personal storage in multiple applications.
- Available in 5 or 6 tier configurations in unassembled or pre-assembled models.

Heavy duty 18 ga. doors feature strong steel hasp assembly. Louvered doors for improved ventilation. Accommodates a built-in cylinder lock and/or padlock. Overall height of frame is 60" for 5-Tier, and 72" for 6-Tier -- add 6" for legs. Tough powder coat finish. Available in BU (Blue), GY (Gray), or TN (Tan) -- please specify. FOB Shipping Point.



16-Person Lockers

- An economical solution for personal security with hanging space for full length garments.
- Available in unassembled and pre-assembled models.

Heavy-duty 18 ga. doors feature a strong steel hasp assembly. Accommodates a built-in cylinder lock and/or padlock. Louvered doors for improved ventilation. Overall height of frame is 72" -- add 6" for legs. Tough powder coat finish. Available in BU (Blue), GY (Gray), or TN (Tan) -- please specify. FOB Shipping Point.

16-PERSON BOX LOCKERS						
No. Of Openings	Opening Size W x D x H	Wt. (lbs.)	Product No.	Price Ea.	Product No.	Price Ea.
16	12 x 18 x 12"	172	HCL515	\$673.99	HCL615	\$808.77

1-WIDE -- 5 & 6 TIER UNASSEMBLED						
No. Of Openings	Opening Size W x D x H	Wt. (lbs.)	Product No.	Price Per Unit	Product No.	Price Per Unit
5	12 x 12 x 12"	47	HCL5101	\$205.67	HCL5601	\$246.77
5	12 x 15 x 12"	51	HCL5111	210.01	HCL5611	252.00
6	12 x 12 x 12"	54	HCL5121	240.99	HCL5621	289.13
6	12 x 15 x 12"	59	HCL5131	246.77	HCL5631	296.13
6	12 x 18 x 12"	64	HCL5141	260.37	HCL5641	312.40
3-WIDE -- 5 & 6 TIER						
15	12 x 12 x 12"	141	HCL5103	515.66	HCL5603	618.76
15	12 x 15 x 12"	153	HCL5113	524.99	HCL5613	629.87
18	12 x 12 x 12"	162	HCL5123	603.79	HCL5623	724.37
18	12 x 15 x 12"	171	HCL5133	618.77	HCL5633	742.50
18	12 x 18 x 12"	192	HCL5143	652.63	HCL5643	783.26

Optional Locks & Number Plates

3-number combination padlock for use with all lockers.
H1502 Price Ea. **\$12.84**
 Built-in combination lock for use with Single & Double-Tier lockers.
H1630 Price Ea. **\$28.43**
 Built-in flat key lock for use with Single & Double-Tier lockers.
H1710 Price Ea. **\$20.36**
 Cylinder lock for 5, 6-Tier & 16-Person Box lockers.
H5L8 Price Ea. **\$9.67**
 Number plates (1-250) for use with all lockers.
HX100 Price Ea. **\$0.79**

SECURITY LOCKERS

LYON

Steel Set-up Lockers

- Durable, attractive all steel lockers.
- Sturdy lockers in multiple configurations.

Lockers come fully assembled and ready to use. Built strong with pop rivet construction. Lockers feature louvered doors for ventilation. Padlock attachments are an integral part of the handle (padlock not included). Available in Dove Gray or Putty. FOB Shipping Point.

A) Single Tier Lockers

The most practical and widely used of all lockers. Provides a convenient shelf as well as full length clothing storage. Choose one or three compartments.

B) Double Tier Lockers

Meets a great many requirements, particularly for short-period occupancy and where short garments are stored. Choose two or six compartments.

C) Multiple Tier Lockers

Provides high-density storage of individual belongings and supplies in classrooms, laboratories, gymnasiums, sports and recreation facilities. Choose six or eighteen compartments.



A



B

C

LYON STEEL SET-UP LOCKERS						
Product No.	D x W x H	Opening Description	Wt. (lbs.)	Price Per Unit		
HDD5042SU	12" x 18" x 72"	Single Tier, One Wide Locker-Set Up (Dove Gray)	59	\$236.32		
HPP5042SU	12" x 18" x 72"	Single Tier, One Wide Locker-Set Up (Putty)	59	236.32		
HDD50423SU	12" x 18" x 72"	Single Tier, Three Wide Locker-Set Up (Dove Gray)	50.6	616.42		
HPP50423SU	12" x 18" x 72"	Single Tier, Three Wide Locker-Set Up (Putty)	50.6	616.42		
HDD5222SU	12" x 18" x 36"	Double Tier, One Wide Locker-Set Up (Dove Gray)	30.5	269.63		
HPP5222SU	12" x 18" x 36"	Double Tier, One Wide Locker-Set Up (Putty)	30.5	269.63		
HDD52223SU	12" x 18" x 36"	Double Tier, Three Wide Locker-Set Up (Dove Gray)	25.3	692.14		
HPP52223SU	12" x 18" x 36"	Double Tier, Three Wide Locker-Set Up (Putty)	25.3	692.14		
HDD5362SU	12" x 18" x 12"	Multiple Tier, One Wide Locker-Set Up (Dove Gray)	10.3	345.75		
HPP5362SU	12" x 18" x 12"	Multiple Tier, One Wide Locker-Set Up (Putty)	10.3	345.75		
HDD53623SU	12" x 18" x 12"	Multiple Tier, Three Wide Locker-Set Up (Dove Gray)	9.7	902.07		
HPP53623SU	12" x 18" x 12"	Multiple Tier, Three Wide Locker-Set Up (Putty)	9.7	902.07		



LockeRack® 16 Person Locker

- Provides ample coat storage and lock-up compartments for up to 16 people.
- 4 color options.

The Lyon 16-person LockeRack® provides coat storage and lock-up compartments for 16 people in approximately one-half square foot per person. Door pulls serve as padlock hasps (padlocks not included). Shipped knocked-down with frames and doors factory assembled in two upright sections and one horizontal center section with coat rod included. Compartments are 12"W. x 18"D. x 12"H. Overall dimensions are 12"W. x 18"D. x 78"H. Available in Dove Gray (DD) or Putty (PP) or Wedgewood Blue (BB) - please specify color. FOB Shipping Point.

H5990 - Shipped Knocked Down. 16-Person. Wt. 185 lbs. Price Ea. \$741.83

H5990SU - Shipped Set Up. 16-Person. Wt. 172.3 lbs. Price Ea. \$890.97

FOUR DOOR HORIZONTAL SECTION...Measures 45"W. x 18"D. x 13"H.

H5991CR Shipped Knocked Down. Wt. 49.8 (lbs.) Price Ea. \$305.40

H5991CRSU Shipped Set Up. Wt. 46 (lbs.) Price Ea. \$366.38

Locker Benches

- Durable and attractive hardwood seats have a protective clear sealer.
- Benches 9' and larger have three pedestals.
- Measure 9½"W. x 18"H. Available in Dove Gray or Putty - please specify. FOB Shipping Point.

Product No.	Length	Wt. (lbs.)	Price Ea.
H5810	6'	35.2	\$219.71
H5811	8'	43.2	260.78
H5812	9'	51.3	308.44
H5813	10'	55.3	328.99

508



C



B

A

A) Single Tier Lockers - KD

- Includes a convenient shelf with full length locking storage.
- 12"W. units have a double-prong ceiling hook and 3 single-prong hooks.

Four hooks in lockers 15" and wider. Padlock attachments. Coat rod included in 18"D. and 21"D. lockers. Dove Gray or Putty finish. Shipped unassembled. FOB Shipping Point.

SINGLE-TIER LOCKERS						
Size W x D x H	Product No.	3-Wide Locker		1-Wide Locker		
		Wt. (lbs.)	Price Per Unit	Product No.	Wt. (lbs.)	Price Per Unit
12 x 12 x 60"	H5002-3	41	\$414.49	H5002	45	\$158.93
12 x 15 x 60"	H5012-3	44	432.03	H5012	49	165.64
12 x 18 x 60"	H5022-3	47	454.17	H5022	54	174.11
12 x 12 x 72"	H5112-3	47	465.19	H5112	52	178.38
12 x 15 x 72"	H5032-3	51	474.60	H5032	57	181.95
12 x 18 x 72"	H5042-3	54	492.98	H5042	62	189.04
15 x 18 x 72"	H5062-3	61	551.13	H5062	68	211.31
18 x 18 x 72"	H5092-3	67	573.26	H5092	76	219.75
18 x 21 x 72"	H5102-3	72	600.30	H5102	79	230.14

B) Double Tier Lockers - KD

- Ideal for short term use or where short coats are stored.
- 12"W. lockers have one double-prong and three single-prong coat hooks.

Over 12"W. lockers have one double-prong and four single-prong coat hooks. Padlock attachment. Dove Gray or Putty finish. Shipped unassembled. FOB Shipping Point.

DOUBLE-TIER LOCKERS						
Size W x D x H	Product No.	3-Wide Locker		1-Wide Locker		
		Wt. (lbs.)	Price Per Unit	Product No.	Wt. (lbs.)	Price Per Unit
12 x 12 x 36"	H5202-3	24	\$514.05	H5202	27	\$197.14
12 x 15 x 36"	H5212-3	26	541.73	H5212	29	207.71
12 x 18 x 36"	H5222-3	28	562.58	H5222	32	215.66
12 x 12 x 30"	H5242-3	21	499.54	H5242	23	191.55
15 x 15 x 36"	H5252-3	29	599.74	H5252	32	229.91

C) Multiple Tier Lockers - KD

- Excellent storage for classrooms, labs, gyms, bowling alleys, etc.
- Doors have one point latching system and doors are equipped with padlock hasps with door pulls.
- Dove Gray or Putty finish. Shipped unassembled. FOB Shipping Point.

Size W x D x H	Product No.	3 WIDE LOCKER		1 WIDE LOCKER		
		Wt. (lbs.)	Price Per Unit	Product No.	Wt. (lbs.)	Price Per Unit
FOUR HIGH						
12 x 12 x 12"	H5352-3	10	\$535.20	H5352	11	\$191.93
FIVE HIGH						
12 x 12 x 12"	H5302-3	9	571.65	H5302	10	219.15
12 x 15 x 12"	H5312-3	9	588.75	H5312	11	225.71
15 x 15 x 12"	H5322-3	11	667.54	H5322	12	255.90
SIX HIGH						
12 x 12 x 12"	H5332-3	8.4	655.61	H5332	9.5	251.40
12 x 15 x 12"	H5342-3	9.2	686.89	H5342	10.7	263.33
12 x 18 x 12"	H5362-3	9.9	721.65	H5362	11.7	276.63



LOCKERS



Personal Effects Lockers

• Shipped set up, ready to use.

Perfect for limited spaces where employees need a secure place to store their belongings. All steel construction provides secure storage in a wide range of applications: restaurants, convenience stores, hospitals, service stations and small manufacturing plants. The 4 person and 8 person lockers, doors are 20 gauge and frames are 16 gauge steel. 9 person and 10 person lockers, doors are 22 gauge and frames are 16 gauge steel. Available in Dove Gray. FOB Shipping Point.



PERSONAL EFFECTS LOCKERS										
Locker Description	Compartment W x D x H	Door Opening W x H	Overall Size W x D x H	Wt. (lbs.)	Product No. With Padlock Attachment*	Price Ea.	Product No. With Combination Lock	Price Ea.	Product No. With Turn Lock	Price Ea.
A-9 Person Privacy	23 $\frac{1}{2}$ x 13 $\frac{3}{4}$ x 8 $\frac{3}{4}$ "	18 $\frac{1}{2}$ x 8 $\frac{3}{4}$ "	24 x 15 x 84"	133	H6309PLA	\$583.25	H6309C	\$780.46		
B-10 Person Privacy	17 $\frac{1}{2}$ x 13 $\frac{3}{4}$ x 7 $\frac{1}{4}$ "	12 $\frac{1}{2}$ x 7 $\frac{1}{4}$ "	18 x 15 x 78"	103	H6310PLA	\$629.96	H6310C	\$766.71		
C-4 Person Apparel	12 $\frac{1}{2}$ x 19 $\frac{1}{2}$ x 41 $\frac{1}{2}$ "	9 $\frac{1}{2}$ x 38 $\frac{1}{2}$ "	26 x 21 x 84"	125	H6304WPLA	\$812.43	H6304WC	\$749.18		
D-8 Person Apparel	7 $\frac{1}{2}$ x 19 $\frac{1}{2}$ x 41 $\frac{1}{2}$ "	9 $\frac{1}{2}$ x 38 $\frac{1}{2}$ "	32 $\frac{1}{2}$ x 21 x 84"	194	H6308WPLA	\$891.61	H6308WC	\$907.43		

*Padlock not included.

Hanging Garment Lockers

• Shipped set up, ready to use with sturdy, pop-rivet construction.

• Door frames are 16 gauge, doors are 20 gauge steel.

Compact design allows units to be installed near service or work areas, eliminating the need for secured storage rooms. Garment and linen inventories can be accurately controlled and "shrinkage" minimized. Provides space for four to eight people per unit with individual lockable compartments - plus master door access for servicing by a supervisor or supplier. Compact pre-engineer designs with your choice of locking systems adapt quickly to specific applications in a wide range of facilities. Available in Dove Gray. FOB Shipping Point.



HANGING GARMENT LOCKERS											
Locker Description	Compartment W x D x H	Door Opening W x H	Overall Size W x D x H	Wt. (lbs.)	Product No. With Key Lock	Price Ea.	Product No. With Combination Lock	Price Ea.	Product No. With Turn Lock	Price Ea.	
A-4 Hanging Garment	12 $\frac{1}{2}$ x 19 $\frac{1}{2}$ x 41 $\frac{1}{2}$ "	9 $\frac{1}{2}$ x 38 $\frac{1}{2}$ "	26 x 21 x 84"	132	H6404W	\$803.29	H6404WC	\$937.36	H6404WTL	\$878.14	
B-6 Hanging Garment	8 x 19 $\frac{1}{2}$ x 41 $\frac{1}{2}$ "	6 $\frac{1}{2}$ x 38 $\frac{1}{2}$ "	26 x 21 x 84"	147	H6406	\$908.75	H6406C	\$997.14	H6406TL	\$908.75	
C-8 Hanging Garment	5 $\frac{1}{2}$ x 19 $\frac{1}{2}$ x 41 $\frac{1}{2}$ "	4 $\frac{3}{4}$ x 38 $\frac{1}{2}$ "	26 x 21 x 84"	163	H6408	\$933.36	H6408C	\$1,064.04	H6408TL	\$933.36	
D-Widebody 8 Hanging Garment	7 $\frac{1}{2}$ x 19 $\frac{1}{2}$ x 41 $\frac{1}{2}$ "	6 $\frac{1}{2}$ x 38 $\frac{1}{2}$ "	32 $\frac{1}{2}$ x 21 x 84"	188	H6408W	\$995.86	H6408WC	\$1,125.36	H6408WTL	\$995.86	

Folded Garment/Linen Lockers

• Door frames are 16 gauge, doors are 22 gauge steel.

Individual patron doors have a choice of three different locking systems. Service door has H-1 industry standard lock. Nine-compartment lockers typically hold up to seven average size folded garments. Ten and sixteen-compartment lockers, respectively, hold five and two average size folded garments or accommodate small personal items in less than two square feet of floor space. Available in Dove Gray. FOB Shipping Point.



FOLDED GARMENT/LINEN LOCKERS											
Description	Compartment W x D x H	Door Opening W x H	Overall Size W x D x H	Wt. (lbs.)	Product No. With Key Lock	Price Ea.	Product No. With Combination Lock	Price Ea.	Product No. With Turn Lock	Price Ea.	
A-9 Compartment	23 $\frac{1}{2}$ x 13 $\frac{3}{4}$ x 8 $\frac{3}{4}$ "	18 $\frac{1}{2}$ x 8 $\frac{3}{4}$ "	24 x 15 x 84"	124	H6409	\$762.36	H6409C	\$978.18	H6409TL	\$803.82	
B-10 Compartment	17 $\frac{1}{2}$ x 13 $\frac{3}{4}$ x 7 $\frac{1}{4}$ "	12 $\frac{1}{2}$ x 7 $\frac{1}{4}$ "	18 x 15 x 78"	93	H6410	\$663.57	H6410C	\$860.64	H6410TL	\$663.57	
C-16 Compartment	17 $\frac{1}{2}$ x 13 $\frac{3}{4}$ x 4 $\frac{1}{2}$ "	12 $\frac{1}{2}$ x 4 $\frac{1}{2}$ "	18 x 15 x 78"	107	H6416	\$930.36	H6416C	\$1,037.29	H6416TL	\$930.36	

ExchangeMaster® Lockers - Soiled Items Disposal

• Door frames are 16 gauge, swing panels are 18 gauge, doors are 20 gauge steel.

Having a swinging panel at top allows items to be dropped into lower compartment. Main door remains locked until opened by authorized personnel. Back is perforated for ventilation.


Multi point latching system key-control lock for added security. FOB Shipping Point.

A-H6401X, size 18"W x 15"D x 78"H, Wt. 68 (lbs.), Price Ea. \$449.68

B-H6401XL, size 26"W x 21"D x 84"H, Wt. 109 (lbs.), Price Ea. \$771.86

C-HHH6401XL, size 26"W x 21"D x 43 $\frac{1}{2}$ "H, Wt. 70 (lbs.), Price Ea. \$563.00

NOTE: In the interest of safety, Lyon strongly recommends that lockers be floor/or wall anchored.



LOCKERS



Premium Lockers

- Designed to provide affordable storage capability.
- 5 day shipping on all in-stock, fully-assembled and knock-down lockers.



Designed to provide affordable storage while incorporating modern design features. Wardrobe lockers are available in single, double, and triple tier models.

Single tier lockers are provided with one hat shelf. Six tier lockers are perfect when space is at a premium. Single, double, and triple tier wardrobe lockers include a stainless steel recessed handle with gravity lift-type latching. Standard hardware is 2 single hooks and 1 double ceiling hook. No hooks for 6-tier lockers.

All lockers are furnished with 6" legs as standard 1-wide and 3-wide. Available in Parchment (PT), Hallowell Gray (HG), Marine Blue (MB), Maroon (MN), and Green Mist (GM) -- please specify. Maroon and Green Mist lockers are two-tone with parchment color interiors and side panels. Optional matching side panels are available on request. 16-Person lockers are available in Parchment and Hallowell Gray. FOB Shipping Point.



Single tier, 1 wide, Parchment Double tier, 1 wide, Marine Blue Triple tier, 1 wide, Hallowell Gray Triple tier, 1 wide, Maroon Double tier, 1 wide, Green Mist



Deep drawn Stainless steel recessed handle with gravity lift-type latching for doors 20" high and higher.



Six tier, 1 wide, Parchment



5 DAY SHIPPING ON ALL IN-STOCK LOCKERS



16-Person Unit



Six tier, 3 wide, Marine Blue

PREMIUM LOCKERS 1-WIDE UNITS								
Opening (outer dimension) W x D x H	Overall W x D x H	No. of Openings	Unassembled			Assembled		
			Product No.	Wt. (lbs)	Price Ea.	Product No.	Wt. (lbs)	Price Ea.
SINGLE TIER								
12 x 12 x 72"	12 x 12 x 78"	1	HU1228-1	55	\$108.27	HU1228-1A	59	\$131.81
12 x 15 x 72"	12 x 15 x 78"	1	HU1258-1	59	114.44	HU1258-1A	63	137.97
12 x 18 x 72"	12 x 18 x 78"	1	HU1288-1	62	123.23	HU1288-1A	66	146.80
DOUBLE TIER								
12 x 12 x 36"	12 x 12 x 78"	2	HU1228-2	64	124.79	HU1228-2A	64	148.32
12 x 15 x 36"	12 x 15 x 78"	2	HU1258-2	67	133.57	HU1258-2A	67	157.12
12 x 18 x 36"	12 x 18 x 78"	2	HU1288-2	70	139.76	HU1288-2A	70	163.31
TRIPLE TIER								
12 x 12 x 24"	12 x 12 x 78"	3	HU1228-3	61	142.11	HU1228-3A	64	165.64
12 x 15 x 24"	12 x 15 x 78"	3	HU1258-3	65	147.43	HU1258-3A	67	170.99
12 x 18 x 24"	12 x 18 x 78"	3	HU1288-3	69	160.57	HU1288-3A	70	184.12
SIX TIER								
12 x 12 x 12"	12 x 12 x 78"	6	HU1228-6	64	151.04	HU1228-6A	64	174.61
12 x 15 x 12"	12 x 15 x 78"	6	HU1258-6	67	157.43	HU1258-6A	67	180.95
12 x 18 x 12"	12 x 18 x 78"	6	HU1288-6	70	167.44	HU1288-6A	70	190.99
3-WIDE UNITS								
Opening (outer dimension) W x D x H	Overall W x D x H	No. of Openings	Unassembled			Assembled		
			Product No.	Wt. (lbs)	Price Ea.	Product No.	Wt. (lbs)	Price Ea.
SINGLE TIER								
12 x 12 x 72"	36 x 12 x 78"	3	HU3228-1	153	\$297.64	HU3228-1A	153	\$368.31
12 x 15 x 72"	36 x 15 x 78"	3	HU3258-1	162	309.43	HU3258-1A	162	380.09
12 x 18 x 72"	36 x 18 x 78"	3	HU3288-1	168	320.91	HU3288-1A	168	391.57
DOUBLE TIER								
12 x 12 x 36"	36 x 12 x 78"	6	HU3228-2	156	347.24	HU3228-2A	156	417.91
12 x 15 x 36"	36 x 15 x 78"	6	HU3258-2	168	366.81	HU3258-2A	168	437.45
12 x 18 x 36"	36 x 18 x 78"	6	HU3288-2	168	378.63	HU3288-2A	168	449.27
TRIPLE TIER								
12 x 12 x 24"	36 x 12 x 78"	9	HU3228-3	153	399.19	HU3228-3A	153	469.85
12 x 15 x 24"	36 x 15 x 78"	9	HU3258-3	162	408.37	HU3258-3A	162	479.01
12 x 18 x 24"	36 x 18 x 78"	9	HU3288-3	180	432.89	HU3288-3A	180	503.56
SIX TIER								
12 x 12 x 12"	36 x 12 x 78"	18	HU3228-6	180	426.01	HU3228-6A	180	496.68
12 x 15 x 12"	36 x 15 x 78"	18	HU3258-6	186	438.36	HU3258-6A	186	509.01
12 x 18 x 12"	36 x 18 x 78"	18	HU3288-6	192	461.64	HU3288-6A	192	532.31
16 PERSON UNITS*								
Opening (outer dimension) W x D x H	Overall W x D x H	No. of Openings	Product No.	Wt. (lbs)	Price Ea.	Product No.	Wt. (lbs)	Price Ea.
12 x 18 x 12"	72 x 18 x 78"	16	HU1788-16	180	478.32	HU1788-16A	180	556.83

*16-Person Lockers only available in Parchment and Hallowell Gray.

LOCKERS




ValueMax™ Lockers

- Exceptional value, quality and finish.
- Performance and reliability at an affordable price.
- "No Moving Parts" latching mechanism results in maintenance-free performance and quiet operation.



Louvered doors for added ventilation -- equipped with a single-point thru-the-door friction catch door pull designed to accommodate a padlock or built-in lock. Complete with number plates -- orders ship numbered

1-up. All lockers include 6" high legs (lockers without legs are available at an additional cost). Single tier locker includes hat shelf. One double hook for all. Two single wall hooks for single and double tier openings. Available in Parchment or Gray -- please specify. FOB Shipping Point.



Single-point thru-the-door friction catch door pull designed for use with a padlock or built-in lock.



Single tier, 1 wide, Hallowell Gray

Double tier, 1 wide, Parchment

Triple tier, 1 wide, Parchment

Triple tier, 3 wide, Hallowell Gray

Locker Accessories

Common to all Hallowell brand products.



OPTIONAL CLOSED BASES



OPTIONAL SLOPED TOPS

OPTIONAL CLOSED FRONT BASES

Product No.	Size	Wt. (lbs.)	Price Ea.
HKCFB12	12"W.	1.4	\$4.45

OPTIONAL CLOSED SIDE BASES

HKCSB12	12"D.	0.9	6.61
HKCSB15	15"D.	1.1	6.68
HKCSB18	18"D.	1.3	7.28

OPTIONAL SLOPE TOP

Product No.	Size	Wt. (lbs.)	Price Ea.
HKIST1212	12"W. x 12"D.	2.6	\$8.89
HKIST1215	12"W. x 15"D.	3.2	9.24
HKIST1218	12"W. x 18"D.	3.8	10.27

OPTIONAL SLOPE TOP ENDS

HKISE12	12"D.	0.4	4.89
HKISE15	15"D.	0.6	5.40
HKISE18	18"D.	0.8	5.73

UNASSEMBLED LOCKERS								
UNASSEMBLED 1-WIDE UNIT				UNASSEMBLED 3-WIDE UNIT				
Opening W x D x H	No. Of Openings	Product No.	Wt. (lbs.)	Price Per Unit	No. Of Openings	Product No.	Wt. (lbs.)	Price Per Unit
UNASSEMBLED SINGLE TIER LOCKERS 72"H. OPENING -- 78"H. OVERALL W/6" LEGS								
12 x 12 x 72"	1	HUH1228-1	47	\$100.84	3	HUH3228-1	131	\$275.44
12 x 15 x 72"	1	HUH1258-1	51	107.03	3	HUH3258-1	139	287.23
12 x 18 x 72"	1	HUH1288-1	54	115.85	3	HUH3288-1	146	298.71
UNASSEMBLED DOUBLE TIER LOCKERS 36"H. OPENING -- 78"H. OVERALL W/6" LEGS								
12 x 12 x 36"	2	HUH1228-2	49	113.68	6	HUH3228-2	137	313.93
12 x 15 x 36"	2	HUH1258-2	52	122.48	6	HUH3258-2	144	333.49
12 x 18 x 36"	2	HUH1288-2	55	128.67	6	HUH3288-2	149	345.32
UNASSEMBLED TRIPLE TIER LOCKERS 24"H. OPENING -- 78"H. OVERALL W/6" LEGS								
12 x 12 x 24"	3	HUH1228-3	55	128.36	9	HUH3228-3	153	336.15
12 x 15 x 24"	3	HUH1258-3	59	133.68	9	HUH3258-3	162	367.16
12 x 18 x 24"	3	HUH1288-3	66	146.84	9	HUH3288-3	180	399.81
ASSEMBLED LOCKERS								
ASSEMBLED 1-WIDE UNIT				ASSEMBLED 3-WIDE UNIT				
Opening W x D x H	No. Of Openings	Product No.	Wt. (lbs.)	Price Per Unit	No. Of Openings	Product No.	Wt. (lbs.)	Price Per Unit
ASSEMBLED SINGLE TIER LOCKERS 72"H. OPENING -- 78"H. OVERALL W/6" LEGS								
12 x 12 x 72"	1	HUH1228-1A	47	\$124.43	3	HUH3228-1A	131	\$346.11
12 x 15 x 72"	1	HUH1258-1A	51	130.59	3	HUH3258-1A	139	357.89
12 x 18 x 72"	1	HUH1288-1A	54	139.41	3	HUH3288-1A	146	369.39
ASSEMBLED DOUBLE TIER LOCKERS 36"H. OPENING -- 78"H. OVERALL W/6" LEGS								
12 x 12 x 36"	2	HUH1228-2A	49	137.24	6	HUH3228-2A	137	384.59
12 x 15 x 36"	2	HUH1258-2A	52	146.03	6	HUH3258-2A	144	404.16
12 x 18 x 36"	2	HUH1288-2A	55	152.23	6	HUH3288-2A	149	415.97
ASSEMBLED TRIPLE TIER LOCKERS 24"H. OPENING -- 78"H. OVERALL W/6" LEGS								
12 x 12 x 24"	3	HUH1228-3A	55	151.92	9	HUH3228-3A	153	428.63
12 x 15 x 24"	3	HUH1258-3A	59	157.24	9	HUH3258-3A	162	437.80
12 x 18 x 24"	3	HUH1288-3A	66	170.37	9	HUH3288-3A	180	470.47

Optional Locker Locks

Built-In Master Key Lock

H1770A Wt. 0.5 (lb.) Price Ea. \$8.25

Master Key

H1770AK Wt. 0.1 (lb.) Price Ea. \$2.76



Combination Padlock Lock

H1925 Wt. 0.5 (lb.) Price Ea. \$5.12

Master Key

H1925K Wt. 0.1 (lb.) Price Ea. \$2.76



Built-In Combination Lock

H1954 Wt. 0.5 (lb.) Price Ea. \$12.59

Master Key

H1954K Wt. 0.1 (lb.) Price Ea. \$2.76



TENNSCO LOCKERS



Box Lockers

- Space efficient multiple locker storage.
- Add multiple storage capacity without taking up valuable floor space.

Box lockers securely store purses, lunches, books and other smaller items. Closes with durable padlock hasps. Available in five and six tier configurations. Available in Sand or Medium Gray -- please specify. FOB Shipping Point.

Opening* W x D x H	OVERALL UNIT		ASSEMBLED			UNASSEMBLED		
	Overall W x D x H	No. Of Openings	Product No.	Wt. (lbs.)	Price Per Unit	Product No.	Wt. (lbs.)	Price Per Unit
1-WIDE UNIT								
12 x 12 x 12"	12 x 12 x 66"	5	HBS5-121212-1	64.0	\$202.70	HBK5-121212-1	57.0	\$162.61
12 x 12 x 12"	12 x 12 x 78"	6	HBS6-121212-1	72.0	223.60	HBK6-121212-1	67.0	173.34
12 x 15 x 12"	12 x 15 x 66"	5	HBS5-121512-1	68.0	213.43	HBK5-121512-1	61.0	170.53
12 x 15 x 12"	12 x 15 x 78"	6	HBS6-121512-1	77.0	234.33	HBK6-121512-1	72.0	181.26
12 x 18 x 12"	12 x 18 x 66"	5	HBS5-121812-1	72.0	220.21	HBK5-121812-1	70.0	173.91
12 x 18 x 12"	12 x 18 x 78"	6	HBS6-121812-1	80.0	239.97	HBK6-121812-1	78.0	190.84
3-WIDE UNIT								
12 x 12 x 12"	36 x 12 x 66"	15	HBS5-121212-3	155.0	400.33	HBK5-121212-3	148.0	381.13
12 x 12 x 12"	36 x 12 x 78"	18	HBS6-121212-3	177.0	520.60	HBK6-121212-3	175.0	431.39
12 x 15 x 12"	36 x 15 x 66"	15	HBS5-121512-3	155.0	447.20	HBK5-121512-3	158.0	396.94
12 x 15 x 12"	36 x 15 x 78"	18	HBS6-121512-3	178.0	570.29	HBK6-121512-3	186.0	449.46
12 x 18 x 12"	36 x 18 x 66"	15	HBS5-121812-3	178.0	468.66	HBK5-121812-3	168.0	411.06
12 x 18 x 12"	36 x 18 x 78"	18	HBS6-121812-3	205.0	604.73	HBK6-121812-3	200.0	465.83

*Outside dimensions

16 Person Locker (Not Shown)

- Compact, space saving locker alternative.

Efficient box locker storage system provides lockable space for 16 individuals with 48" hanging rod for clothing. Each locker is 12"W. x 18"D. x 12"H. Lockers close with rugged padlock hasps. Available in Sand or Medium Gray -- please specify. FOB Shipping Point.

Product No.	Description	Locker Opening* W x D x H	Overall Unit W x D x H	Openings	Wt. (lbs.)	Price Per Unit
HSRS-721878-1	Assembled	12 x 18 x 12"	72 x 18 x 78"	16	227.0	\$706.93
HSRK-721878-1	Unassembled	12 x 18 x 12"	72 x 18 x 78"	16	230.0	\$29.63

*Outside dimensions



Tennsco Locker Accessories

Locker Benches

- Functional locker room seating.

Laminated maple benches are protected with a clear lacquer finish. Benches are 1 1/2" thick and 9 1/2"W. They can be ordered in various lengths to meet your seating needs. Heavy-duty steel pedestals (with enamel finish to match lockers) are ordered separately. Use 3 pedestals for benches 108" to 144". FOB Shipping Point.

Product No.	Length	Wt. (lbs.)	Price Ea.
HHMLB-36	36"	12	\$67.10
HHMLB-48	48"	16	89.69
HHMLB-60	60"	20	110.27
HHMLB-72	72"	24	132.20
HHMLB-84	84"	28	154.11
HHMLB-96	96"	32	180.03
HHMLB-108	108"	36	206.60
HHMLB-120	120"	40	229.19
HHMLB-132	132"	44	257.74
HHMLB-144	144"	48	286.31

Sloping Tops

- Stylish and functional locker accessory.

Sloping tops add a stylish touch to your lockers by providing a clean, finished appearance. Tops also prevent build up of unnecessary clutter and make cleaning quick and easy. Can be ordered in one or three-wide units. Available in Sand or Medium Gray -- please specify. FOB Shipping Point.

Product No.	Size W x D	Wt. (lbs.)	Price Ea.
ONE WIDE			
HKST-1212	12 x 12"	4.0	\$29.23
HKST-1215	12 x 15"	4.0	30.56
HKST-1218	12 x 18"	5.0	32.56
HKST-1518	15 x 18"	6.0	34.54
THREE WIDE			
HKST-3612	36 x 12"	8.0	40.53
HKST-3615	36 x 15"	9.0	45.84
HKST-3618	36 x 18"	11.0	49.16
HKST-4518	45 x 18"	13.0	55.14

Front And End Base Covers

- Practical maintenance accessory unit.

Create a flush, finished appearance with front and end base covers. Front covers fit between front legs and end covers fit between front and rear legs. Closed base prevents dirt and dust build up under lockers. Available in Sand or Medium Gray. FOB Shipping Point.

Product No.	Size W x D x H	Wt. (lbs.)	Price Ea.
FRONT BASE COVERS			
HFB-12	12 x x 6"	1.5	\$4.19
HFB-15	15 x x 6"	1.8	4.66
END BASE COVERS			
HEB-12	x 12 x 6"	1.4	6.84
HEB-15	x 15 x 6"	1.6	7.04
HEB-18	x 18 x 6"	1.8	7.17

Tennsco DURABLE STEEL LOCKERS

- Quiet and sturdy lockers storage in multiple configurations.
- Constructed of heavy duty steel these lockers combine high performance with working durability.

Rubber bumpers, door stiffeners and locking channels cushioned with rugged polymer materials make these lockers quiet. Lockers use vandal-resistant handles with low friction latching mechanism to open easy and smooth. Includes louvers for fresh air ventilation. All lockers have 6"H. legs. Available assembled or unassembled. Available in Sand or Medium Gray -- please specify. FOB Shipping Point.



Single-Tier Lockers



Double-Tier Lockers

tennsco
Storage Made Easy

Single-Tier Lockers

- Multi-purpose spacious storage.
- Roomy enough to hang coats and clothing with additional shelf space to store hats, books, and other personal items.

Secures tightly with positive 3 point locking system. Ideal for factories, offices, and hospitals. Available in Sand or Medium Gray -- please specify. FOB Shipping Point.

Locker Opening* W x D x H	Overall Unit W x D x H	No. Of Openings	ASSEMBLED			UNASSEMBLED		
			Product No.	Wt. (lbs.)	Price Per Unit	Product No.	Wt. (lbs.)	Price Per Unit
1-WIDE UNIT								
12 x 12 x 60"	12 x 12 x 66"	1	HSTS-121260-1	64.0	\$190.84	HSTK-121260-1	58.0	\$164.31
12 x 15 x 60"	12 x 15 x 66"	1	HSTS-121560-1	67.0	198.19	HSTK-121560-1	61.0	173.34
12 x 18 x 60"	12 x 18 x 66"	1	HSTS-121860-1	68.0	204.97	HSTK-121860-1	68.0	178.43
12 x 15 x 72"	12 x 15 x 78"	1	HSTS-121572-1	76.0	210.61	HSTK-121572-1	70.0	167.70
12 x 18 x 72"	12 x 18 x 78"	1	HSTS-121872-1	78.0	216.83	HSTK-121872-1	76.0	175.60
15 x 18 x 72"	15 x 18 x 78"	1	HSTS-151872-1	87.0	233.76	HSTK-151872-1	82.0	185.77
3-WIDE UNIT								
12 x 12 x 60"	36 x 12 x 66"	3	HSTS-121260-3	154.0	450.01	HSTK-121260-3	147.0	375.49
12 x 15 x 60"	36 x 15 x 66"	3	HSTS-121560-3	158.0	453.41	HSTK-121560-3	156.0	395.81
12 x 18 x 60"	36 x 18 x 66"	3	HSTS-121860-3	175.0	486.16	HSTK-121860-3	165.0	416.70
12 x 15 x 72"	36 x 15 x 78"	3	HSTS-121572-3	174.0	476.56	HSTK-121572-3	179.0	409.93
12 x 18 x 72"	36 x 18 x 78"	3	HSTS-121872-3	198.0	496.31	HSTK-121872-3	191.0	421.23
15 x 18 x 72"	45 x 18 x 78"	3	HSTS-151872-3	217.0	547.70	HSTK-151872-3	210.0	464.70

*Outside dimensions

Double-Tier Lockers

- Space-conscious locker storage.
- Double your storage capacity with the same amount of space.

Provides plenty of room for shirts and jackets with three built in coat hooks. Closes with positive 2-point locking system. Perfect for the gym and school. Available in Sand or Medium Gray -- please specify. FOB Shipping Point.

Locker Opening* W x D x H	Overall Unit W x D x H	No. Of Openings	ASSEMBLED			UNASSEMBLED		
			Product No.	Wt. (lbs.)	Price Per Unit	Product No.	Wt. (lbs.)	Price Per Unit
1-WIDE UNIT								
12 x 12 x 30"	12 x 12 x 66"	2	HDTS-121230-1	65.0	\$208.36	HDTK-121230-1	59.0	\$178.99
12 x 15 x 30"	12 x 15 x 66"	2	HDTS-121530-1	68.0	214.57	HDTK-121530-1	62.0	185.20
12 x 18 x 30"	12 x 18 x 66"	2	HDTS-121830-1	69.0	219.09	HDTK-121830-1	69.0	186.33
12 x 15 x 36"	12 x 15 x 78"	2	HDTS-121536-1	79.0	226.43	HDTK-121536-1	73.0	181.81
12 x 18 x 36"	12 x 18 x 78"	2	HDTS-121836-1	83.0	229.81	HDTK-121836-1	79.0	189.16
15 x 18 x 36"	15 x 18 x 78"	2	HDTS-151836-1	91.0	247.87	HDTK-151836-1	85.0	199.31
3-WIDE UNIT								
12 x 12 x 30"	36 x 12 x 66"	6	HDTS-121230-3	158.0	512.13	HDTK-121230-3	150.0	421.23
12 x 15 x 30"	36 x 15 x 66"	6	HDTS-121530-3	162.0	523.99	HDTK-121530-3	158.0	433.64
12 x 18 x 30"	36 x 18 x 66"	6	HDTS-121830-3	177.0	537.54	HDTK-121830-3	167.0	465.83
12 x 15 x 36"	36 x 15 x 78"	6	HDTS-121536-3	185.0	527.94	HDTK-121536-3	190.0	454.54
12 x 18 x 36"	36 x 18 x 78"	6	HDTS-121836-3	208.0	539.23	HDTK-121836-3	201.0	463.57
15 x 18 x 36"	45 x 18 x 78"	6	HDTS-151836-3	227.0	606.43	HDTK-151836-3	221.0	493.50

*Outside dimensions

STORAGE CABINETS



Tennsco Deluxe Cabinets

- Deluxe storage cabinets offer premium quality and features for your dollar.
- Heavy steel construction with 16-ga. door frame.

Knuckle hinges on each door insure the integrity of the cabinet and the alignment of the doors. Doors are reinforced for strength and quietness. Handle on right-hand door activates a 3-point system for added security; dummy handle on left-hand door. Shelves are adjustable in 2" increments on built-in shelf tabs. Shelves will hold up to 200 lbs. evenly distributed. Two front leveling glides compensate for uneven floors. Louvered back panel allows air circulation in the cabinet. Available in four models -- storage, wardrobe, combination, and counter high cabinets. Available in Black, Champagne/Putty, Sand, Light Gray and Medium Gray -- please specify. FOB Shipping Point.



STORAGE CABINETS						
Product No.	No. of Openings	Size W x D x H	Type	Wt. (lbs.)	Price Ea.	
H1870	5	36 x 18 x 78"	Unassembled	154	\$318.06	
H7818	5	36 x 18 x 78"	Welded, set-up	154	366.03	
H2470	5	36 x 24 x 78"	Unassembled	183	349.61	
H7824	5	36 x 24 x 78"	Welded, set-up	183	401.36	
WARDROBE CABINETS						
H1871	2	36 x 18 x 78"	Unassembled	140	283.36	
H7818W	2	36 x 18 x 78"	Welded, set-up	140	337.63	
H2471	2	36 x 24 x 78"	Unassembled	155	306.70	
H7824W	2	36 x 24 x 78"	Welded, set-up	155	363.50	
COMBINATION CABINETS						
H1872	7	36 x 18 x 78"	Unassembled	152	328.79	
H7814	7	36 x 18 x 78"	Welded, set-up	152	386.21	
H2472	7	36 x 24 x 78"	Unassembled	181	361.60	
H7820	7	36 x 24 x 78"	Welded, set-up	181	428.50	
COUNTER HIGH CABINETS						
H1842	3	36 x 18 x 42"	Unassembled	90	221.50	
H2442	3	36 x 24 x 42"	Unassembled	103	239.81	
EXTRA SHELVES (For Storage/Wardrobe/Counter Cabinets)						
H301	-	36 x 18 x 3/4"	-	8	14.51	
H302	-	36 x 24 x 3/4"	-	12	19.56	
EXTRA SHELVES (For Combination Cabinets)						
H304	-	18 x 18 x 3/4"	-	6	9.03	
H305	-	18 x 24 x 3/4"	-	7	10.73	



Tennsco Standard Cabinets

- Commercial quality cabinets are the perfect choice for your storage needs.
- Built-in shelving support tabs allow for versatility in arranging shelves without using shelf clips.

Shelves adjust in 2" increments. Heavy-steel construction with leaf hinges and reinforced doors stand up to a lifetime of heavy use. Handle on right-hand door activates the three-point locking system to keep belongings secure. Raised base keeps contents from contacting moisture from the floor. Available in 3 models -- storage, wardrobe and combination. Available in Black, Champagne/Putty, Sand, Light Gray and Medium Gray -- please specify. FOB Shipping Point.

STORAGE CABINETS						
Product No.	No. of Openings	Size W x D x H	Type	Wt. (lbs.)	Price Ea.	
H1470	5	36 x 18 x 72"	Unassembled	113	\$247.39	
H7218	5	36 x 18 x 72"	Welded, set-up	129	278.30	
H1480	5	36 x 24 x 72"	Unassembled	136	294.09	
H7224	5	36 x 24 x 72"	Welded, set-up	149	321.84	
WARDROBE CABINETS						
H1471	2	36 x 18 x 72"	Unassembled	99	225.93	
H7114	2	36 x 18 x 72"	Welded, set-up	111	262.53	
COMBINATION CABINETS						
H1472	7	36 x 18 x 72"	Unassembled	112	262.53	
H7214	7	36 x 18 x 72"	Welded, set-up	122	296.60	
H1482	7	36 x 24 x 72"	Unassembled	149	294.09	
H7220	7	36 x 24 x 72"	Welded, set-up	143	357.19	
EXTRA SHELVES For Storage/Wardrobe Cabinets						
H301	-	36 x 18 x 3/4"	-	8	14.51	
H302	-	36 x 24 x 3/4"	-	12	19.56	
EXTRA SHELVES For Combination Cabinets						
H304	-	18 x 18 x 3/4"	-	6	9.03	
H305	-	18 x 24 x 3/4"	-	7	10.73	

Tennsco Counter & Desk High Cabinets



- Same sturdy features as Tennsco Standard Storage Cabinets.
- Sized for convenient and space-saving storage.

Available in Black, Champagne/Putty, Sand, Light Gray and Medium Gray -- please specify. FOB Shipping Point.

DESK & COUNTER HIGH CABINETS						
Product No.	No. of Openings	Size W x D x H	Type	Wt. (lbs.)	Price Ea.	
H1430	2	36 x 18 x 30"	Unassembled	51	\$145.14	
H1442	3	36 x 18 x 42"	Unassembled	75	171.66	
H4218	3	36 x 18 x 42"	Welded, set-up	75	208.89	
EXTRA SHELVES						
H301	-	36 x 18 x 3/4"	-	8	14.51	
H302	-	36 x 24 x 3/4"	-	12	19.56	

Tennsco Jumbo Cabinets

- Features a full 48" width to handle bulky items.
- Doors are reinforced for strength and quietness.

Jumbo size for jumbo storage capacity. Two front leveling glides compensate for uneven floors. Four leaf hinges on each door insure the integrity of the cabinet and the alignment of the doors. Handle on right-hand door activates a three-point locking system for added security -- second handle on left-hand door. Shelves are adjustable in 2" increments on built-in shelf tabs. Shelves hold up to 400 lbs. evenly distributed. Unassembled cabinets ship in 2 cartons. Available in Black, Champagne/Putty, Sand, Light Gray and Medium Gray -- please specify. FOB Shipping Point.



18" DEEP STORAGE CABINETS						
Product No.	No. of Openings	Size W x D x H	Type	Wt. (lbs.)	Price Ea.	
HJ1878A	5	48 x 18 x 78"	Unassembled	194	\$400.73	
HJ1878SU	5	48 x 18 x 78"	Assembled	194	502.33	
24" DEEP STORAGE CABINETS						
HJ2478A	5	48 x 24 x 78"	Unassembled	214	433.54	
HJ2478SU	5	48 x 24 x 78"	Assembled	214	538.30	
COMBINATION CABINETS						
HJ2478C	7	48 x 24 x 78"	Unassembled	213	436.70	
HJ2478SUC	7	48 x 24 x 78"	Assembled	230	547.14	
EXTRA SHELVES FOR STORAGE CABINETS						
H306	-	48 x 18"	-	12	22.71	
H307	-	48 x 24"	-	16	25.87	

REPUBLIC QWIK-SHIP LOCKERS

QWIK-SHIP LOCKERS

- Now in-stock for immediate delivery.
 - Choose from single tier, double tier or 6-high box lockers.
- Handsome, durable and affordable, these tough lockers provide maximum security for the plant, warehouse, office, schools, hospitals, etc. Stainless steel recessed handle for a flush door surface. Features louvers for extra ventilation. Includes handles and hasps that accommodate locks for extra security of valuable contents. Easy-to-read number identification tags. 6" legs for overall heights of 66" and 78". Choose from Knocked Down or Assembled lockers. Available in No. 83 Decorator Tan or No. 50 Gray -- please specify. FOB Shipping Point.



\$67.00 Minimum
Order on Entire Page

QWIK-SHIP LOCKERS

1 WIDE UNITS						3 WIDE UNITS					
Size W x D x H	Wt. (lbs.)	KNOCKED DOWN		ASSEMBLED		Size W x D x H	Wt. (lbs.)	KNOCKED DOWN		ASSEMBLED	
		Product No.	Price Ea.	Product No.	Price Ea.			Product No.	Price Ea.	Product No.	Price Ea.
SINGLE TIER						SINGLE TIER					
12 x 12 x 60"	41	H753666	\$149.20	H753666-A	\$169.20	12 x 12 x 60"	115	H753668	\$380.80	H753668-A	\$440.80
12 x 15 x 60"	45	H753670	157.07	H753670-A	177.07	12 x 15 x 60"	122	H753672	396.77	H753672-A	456.77
12 x 18 x 60"	48	H753674	164.60	H753674-A	184.60	12 x 18 x 60"	130	H753676	414.73	H753676-A	474.73
12 x 12 x 72"	49	H753678	165.70	H753678-A	185.70	12 x 12 x 72"	134	H753680	419.73	H753680-A	479.73
12 x 15 x 72"	53	H753682	174.20	H753682-A	194.20	12 x 15 x 72"	142	H753684	439.73	H753684-A	499.73
12 x 18 x 72"	56	H753686	182.50	H753686-A	202.50	12 x 18 x 72"	151	H753688	460.53	H753688-A	520.53
15 x 18 x 72"	63	H753690	197.40	H753690-A	217.40	15 x 18 x 72"	171	H753692	515.63	H753692-A	575.63
18 x 18 x 72"	71	H753694	220.93	H753694-A	240.93	18 x 18 x 72"	192	H753696	571.50	H753696-A	631.50
DOUBLE TIER						DOUBLE TIER					
12 x 12 x 30"	44	H753706	170.30	H753706-A	190.30	12 x 12 x 30"	121	H753708	452.57	H753708-A	512.57
12 x 12 x 36"	51	H753710	185.80	H753710-A	205.80	12 x 12 x 36"	141	H753712	476.80	H753712-A	536.80
12 x 15 x 36"	55	H753714	193.80	H753714-A	213.80	12 x 15 x 36"	149	H753716	504.50	H753716-A	564.50
12 x 18 x 36"	58	H753718	203.23	H753718-A	223.23	12 x 18 x 36"	157	H753720	514.30	H753720-A	574.30
15 x 18 x 36"	65	H753722	218.77	H753722-A	238.77	15 x 18 x 36"	176	H753724	598.67	H753724-A	658.67
6-HIGH BOX						6-HIGH BOX					
12 x 12 x 12"	55	H753881	226.97	H753881-A	246.97	12 x 12 x 12"	152	H753883	594.30	H753883-A	654.30
12 x 15 x 12"	59	H753891	237.87	H753891-A	257.87	12 x 15 x 12"	162	H753893	612.43	H753893-A	672.43
12 x 18 x 12"	64	H753901	247.97	H753901-A	267.97	12 x 18 x 12"	173	H753903	642.27	H753903-A	702.27

DECORATIVE FINISH TRIM

Adds a professional look with sloping tops and bottom bases. Helps prevent the accumulation of debris on top and under lockers.



Product No.	FINISH TRIM		Price Ea.
	Size	Wt. (lbs.)	
SLOPING TOP			
H7518401	12"W. x 12"D.	1.5	\$9.84
H7518406	12"W. x 15"D.	1.9	10.72
H7518411	12"W. x 18"D.	2.2	11.93
H7518412	15"W. x 18"D.	2.7	13.29
H7518413	18"W. x 18"D.	3.3	17.55
SLOPING TOP END PANEL			
H7518440	12"D.	0.2	4.17
H7518441	15"D.	0.3	4.45
H7518442	18"D.	0.4	4.86
FRONT BASE			
H7505002	12"W. x 6"H.	0.8	6.91
H7505005	15"W. x 6"H.	1.0	7.30
H7505008	18"W. x 6"H.	1.2	8.25
END BASE			
H7502613	12"D. x 6"H.	0.9	9.32
H7502614	15"D. x 6"H.	1.1	10.02
H7502615	18"D. x 6"H.	1.3	10.55

STYLISH STORAGE CABINETS

Pucel
Enterprises, Inc.



COLOR CHART
13 Colors available at NO additional cost.

Gray	Dark Green
Vista Green	Dark Brown
Beige	Dark Blue
Light Blue	Orange
Red	Putty
Black	White
Yellow	

Delivery is not affected by color choice.

Custom Colors... available at additional cost.

Custom Design... All items can be modified to suit your needs. Call for information.

Flush Mount Doors



(Optional casters available)

Extra Heavy-Duty Storage Cabinet

- Heavier capacity – supports 1500 lb. loads per shelf.
- Features flush door mounts.

Built for the big and heavy loads. Made of thick 12 ga. sides and 14 ga. reinforced shelves and bottom. All units include 1 fixed shelf – all other shelves are adjustable on 4" centers. Keyed handle included. All-welded construction for extra strength. Cabinets are available with casters. FOB Shipping Point.

Product No.	Size W x H x D	Shelves	Wt. (lbs.)	Price Ea.
HHDC-3648-19-2	36 x 48 x 19"	2	205	\$487.35
HHDC-3660-19-3	36 x 60 x 19"	3	250	580.71
HHDC-3672-19-4	36 x 72 x 19"	4	300	677.80
HHDC-3678-19-4	36 x 78 x 19"	4	318	722.71
HHDC-3684-19-4	36 x 84 x 19"	4	336	766.41
HHDC36-19 SHELF Extra Shelf for Above. Wt. 20 (lbs.) Price Ea.				51.54
HHDC-3648-24-2	36 x 48 x 24"	2	220	553.48
HHDC-3660-24-3	36 x 60 x 24"	3	282	707.38
HHDC-3672-24-4	36 x 72 x 24"	4	346	821.49
HHDC-3678-24-4	36 x 78 x 24"	4	364	865.19
HHDC-3684-24-4	36 x 84 x 24"	4	382	908.89
HHDC36-24SHELF Extra Shelf for Above. Wt. 25 (lbs.) Price Ea.				62.59
HHDC-4848-19-2	48 x 48 x 19"	2	230	569.47
HHDC-4860-19-3	48 x 60 x 19"	3	286	682.76
HHDC-4872-19-4	48 x 72 x 19"	4	343	792.63
HHDC-4878-19-4	48 x 78 x 19"	4	360	855.62
HHDC-4884-19-4	48 x 84 x 19"	4	378	917.64
HHDC48-19SHELF Extra Shelf for Above. Wt. 25 (lbs.) Price Ea.				62.59
HHDC-4848-24-2	48 x 48 x 24"	2	268	718.45
HHDC-4860-24-3	48 x 60 x 24"	3	333	832.82
HHDC-4872-24-4	48 x 72 x 24"	4	399	943.78
HHDC-4878-24-4	48 x 78 x 24"	4	416	996.99
HHDC-4884-24-4	48 x 84 x 24"	4	436	1,076.62
HHDC48-24SHELF Extra Shelf for Above. Wt. 30 (lbs.) Price Ea.				71.21

Optional Casters - 5" x 2" Phenolic Casters - 2 rigid, 2 swivel with brake. Add "C" after the Product No.
Caster Assembly: 19"D Cabinets \$145.76; 24"D Cabinets \$159.78 (Optional casters available)

See-Thru Cabinet

- Perforated steel allows instant visual inspection of contents.

For See-Thru option, please add "PERF" on the end of the Product No. (Ex. HHDC-3678-19-4-PERF) Add \$118.01



Wardrobe Storage Cabinets

- Multi-purpose cabinet stores clothes, hats, shoes, or supplies.
- All-welded, heavy-duty construction features.

Handy storage capacity and organization in one cabinet. Includes keyed handle on easy swinging doors. Optional padlock hasp available. Cabinet measures 21"D x 36"W x 72"H. FOB Shipping Point.

HWSC-3672 Wt. 248 (lbs.)

Price Ea. \$618.06

HWSC-3672/1416-4 Includes 4 drawer storage units. Wt. 335 (lbs.)

Price Ea. \$851.66

Padlock HHASP Price Ea. \$13.43



Gear Locker Storage Cabinets

- All welded 16 gauge steel.
- Overall height of unit is 76"H.

These athletic lockers are great for gyms, team and sports locker rooms and more. Units include a full width coat rod, 2 coat hooks and 4"H legs. The unit without the door includes a top cabinet and a 14"H foot locker with padlock hasp for secure storage. The unit with the door includes a 14"H foot locker with padlock hasp (no top cabinet is included). Side locker panels and front foot locker panel are perforated to allow ventilation. Door unit is also perforated. FOB Shipping Point.

Product No.	Size W x H x D	Wt. (lbs.)	Price Ea.
HGL-2472-24-L	24 x 76 x 24"	180	\$505.15
GEAR LOCKER WITH FULL DOOR PERFORATED			
HGL-2472-24-DFL	24 x 76 x 24"	192	585.20

HGL-2472-24-DFL

Heavy Duty Locker Cabinet Units

- Large capacity lockers to handle many types of storage uses.
- All-welded, heavy-duty construction features.

Store and secure about anything in these extra-durable lockers – supplies, parts, tools, clothes, paints, inventory and more. Doors equipped with pull handle and padlock loop eyes. Made of 14 ga. all welded for super strength. Measures 24"W x 24"D x 74"H. FOB Shipping Point.

Ltr. No.	Product No.	Size W x D x H	No. Doors	Comp. Height	Size Width	Wt. (lbs.)	Price Ea.
A	HDLCU-2424-1	24 x 24 x 74"	1	22½"	23½"	228	\$505.45
B	HDLCU-2424-2	24 x 24 x 74"	2	34½"	23½"	215	492.35
C	HDLCU-2424-3	24 x 24 x 74"	3	22½"	23½"	230	513.29



WORKPLACE SOLUTION CABINETS



Jumbo Bin & Shelf Cabinet

- Rugged heavy 14 ga. steel construction cabinet for enduring use.

Helps keep supplies and small parts organized. Features 3-point locking handle for safe storage of valuable contents, while providing 25% more storage space than standard 38" cabinets. Includes 3 adjustable shelves. All-welded sturdy construction. Furniture grade baked-on enamel gray finish. FOB Shipping Point.



HF87841A5

JUMBO BIN & SHELF CABINET					
Product No.	Size W x D x H	No. Bins	No. Shelves	Wt. (lbs.)	Price Ea.
HF87841A5	48 x 24 x 78"	137 (Red, White, Blue)	3	465	\$1,136.25
HF87842A4	48 x 24 x 78"	137 (Yellow)	3	465	1,136.25
HF87451A6	48 x 24 x 78"	128 (Yellow)	4	474	993.07
HF87200A0	48 x 24 x 78"	-	3	535	685.01
HF87198A4	48 x 24 x 78"	-	8	403	950.84

HF87845A1 Extra Shelves 48"W. x 18"D. Wt. 17 (lbs.), Price Ea. \$32.00

Deep Door Bin & Shelf Cabinet

- Large or small this efficient cabinet stores it all.
- Features rugged polyethylene removable bins.

Maximum storage combination with bins and shelves. Includes secure 3-point locking handle. All-welded sturdy construction. Furniture grade baked-on enamel gray finish. FOB Shipping Point.



HF87971A9

DEEP DOOR BIN & SHELF CABINET					
Product No.	Size W x D x H	No. Bins	No. Shelves	Wt. (lbs.)	Price Ea.
HF87970A0	48 x 24 x 84"	144	4	575	\$1,158.83
HF87971A9	48 x 24 x 84"	84	8	437	1,227.84
HF87972A8	48 x 24 x 84"	-	16	447	1,009.25
HF87307A2	36 x 24 x 72"	96	4	380	939.15
HF87308A1	36 x 24 x 72"	-	4	340	833.23
HF87309A0	36 x 24 x 72"	-	3	336	770.81
HF87452A5	36 x 24 x 72"	-	16	375	869.93

HF87845A1 Extra Shelves 48"W. x 18"D. Wt. 17 (lbs.) Price Ea. \$32.00

HF87854A2 Extra Shelves 36"W. x 18"D. Wt. 13 (lbs.) Price Ea. \$24.75

HF87837A1 18"W. x 4"D. Door Shelf for 36" Flush Door, Wt. 2.2 (lbs.), Price Ea. \$14.87

HF87993A7 12"W. x 4"D. Door Shelf for 36" Flush Door, Wt. 3.5 (lbs.), Price Ea. \$11.69

HF87997A9 23"W. x 4"D. Door Shelf for 48" Deep Door, Wt. 4.5 (lbs.), Price Ea. \$18.17

HF87103A8 18"W. x 4"D. Door Shelf for 36" Deep Door, Wt. 3.5 (lbs.), Price Ea. \$13.21



HF88127A2

Utility Drawer Cabinets

- Features utility drawer system providing multiple storage capabilities.
- Alter bin and shelving configurations to meet your needs.

Full-width 4 drawer unit comes complete with drawer dividers for simple organization of small parts and supplies. Rugged 14 ga. steel construction for industrial storage use. 3-point locking handle provides extra security. Furniture grade baked-on enamel finish. Choose between 4" deep door units or flush-door units. FOB Shipping Point.

UTILITY DRAWER CABINET SHELVES			
Product No.	Description	Wt. (lbs.)	Price Ea.
HF87845A1	48"W. x 18"D. Shelf	17	\$32.00
HF87854A2	36"W. x 18"D. Shelf	13	24.75
HF87837A1	18"W. x 4"D. Door Shelf for 36" Flush Door	2.2	14.87
HF87993A7	12"W. x 4"D. Door Shelf for 36" Flush Door	3.5	11.69
HF87997A9	23"W. x 4"D. Door Shelf for 48" Deep Door	4.5	18.17
HF87103A8	18"W. x 4"D. Door Shelf for 36" Deep Door	3.5	13.21

UTILITY DRAWER CABINETS						
Product No.	Door Style	Size W x D x H	No. Bins	No. Shelves	Wt. (lbs.)	Price Ea.
HF88122A7	Flush	48 x 24 x 78"	69	14	555	\$1,670.87
HF88123A6	Flush	48 x 24 x 78"	72	14	540	1,650.95
HF88124A5	Flush	36 x 24 x 72"	52	14	485	1,525.43
HF88125A4	Flush	36 x 24 x 72"	58	14	500	1,663.93
HF88126A3	Flush	36 x 24 x 72"	-	14	438	1,500.00
HF88127A2	Deep	48 x 24 x 72"	69	14	555	1,816.57
HF88128A1	Deep	48 x 24 x 72"	72	14	540	1,686.19
HF88129A0	Deep	36 x 24 x 72"	52	14	485	1,535.03
HF88130A9	Deep	36 x 24 x 72"	58	14	500	1,673.77

HEAVY DUTY BIN & STORAGE CABINET



HF89783A4

All 48" wide models have channel-reinforced doors.

Heavy Duty Cabinets

- Rugged 16 ga. steel construction for durable use.

All welded cabinets are constructed of 16 ga. steel and provide superior strength and security for storing supplies, tools, machine parts and other valuable items securely with a 3-point locking handle. Cabinets include 4 shelves that are adjustable at 2" increments. FOB Shipping Point.

HEAVY DUTY CABINETS								
Product No.	Product No.	Product No.	Cabinet Size	No. of	Shelf Cap.	Wt.	Price	
Smoke Gray	Black	Tropic Sand	W x D x H	Shelves	(lbs.)	(lbs.)	Ea.	
HF89781A6	HF89781BK	HF89781TS	36 x 18 x 60"	4	1000	222	\$733.16	
HF89782A5	HF89782BK	HF89782TS	36 x 18 x 72"	4	1000	274	775.11	
HF89784A3	HF89784BK	HF89784TS	36 x 18 x 84"	4	1000	294	815.13	
HF89780A7	HF89780BK	HF89780TS	36 x 24 x 72"	4	1000	306	835.13	
HF89807A3	HF89807BK	HF89807TS	36 x 24 x 84"	4	1000	348	859.11	
HF89808A2	HF89808BK	HF89808TS	48 x 24 x 72"	4	800	364	904.44	
HF89783A4	HF89783BK	HF89783TS	48 x 24 x 78"	4	800	380	932.33	
HF89809A1	HF89809BK	HF89809TS	48 x 24 x 84"	4	800	429	960.51	
EXTRA SHELVING								
HF89778A9	HF89778BK	HF89778TS	36"W x 16"D	-	-	15	19.68	
HF89775A3	HF89775BK	HF89775TS	36"W x 22"D	-	-	19	37.39	
HF89772A6	HF89772BK	HF89772TS	48"W x 22"D	-	-	25	52.19	

Electronic Locking Cabinets

Electronic Locking Cabinets add extra strength and security to your storage system with the convenience of electronic lock management. Three-point locking system is anchored by electronic lock which includes 1/2" deadbolt. Includes a programming bypass/master key. FOB Shipping Point.



Electronic Lock

ELECTRONIC LOCKING CABINETS						
Product No.	Product No.	Cabinet Size	Door	No. of	Wt.	Price
Charcoal	White	W x D x H	Style	Shelves	(lbs.)	Ea.
HF85874A1	HF85874W5	48 x 24 x 78"	Flush	8	450	\$1,125.36
HF85875A0	HF85875W4	36 x 24 x 72"	Flush	3	365	910.43
HF85876A9	HF85876W3	36 x 24 x 84"	Flush	3	385	970.96
HF85877A8	HF85877W2	48 x 24 x 72"	Flush	3	400	1,060.64

HF87845A1 Extra Shelves 48"W. x 18"D., Wt. 18 (lbs.), Price Ea. \$32.00
 HF87855A1 Extra Shelves 36"W. x 22"D., Wt. 15 (lbs.), Price Ea. \$31.43
 HF87856A0 Extra Shelves 48"W. x 22"D., Wt. 22 (lbs.), Price Ea. \$35.88




H Frame
(Shown with two optional End Panels)



A Frame



T Frame
(Shown with one optional End Panel)



End Panel - Configurations change when adding End Panel



Modular A-Frame Bin Carts

- 2,000 lb. capacity.

These modular carts offer a variety of pegboard and louvered panel combinations for efficient organization of parts and supplies. Great for lean manufacturing and Kaizen events. Deck features a 1/2" lip with 10" of deck space on each side of the panel for extra storage. Available in Gray, Blue, Red or Green. Two lengths to choose from: 36" or 48". 6" phenolic casters - (2) swivel and (2) rigid. Optional floor lock available. Optional end panels can add up to 25 sq. feet of additional storage space. FOB Shipping Point.

MODULAR A-FRAME BIN CARTS							
Product No.	Product No.	Product No.	Product No.	Description	Cabinet Size	Wt.	Price
Gray	Blue	Red	Green		W x D x H	(lbs.)	Ea.
HF89552	HF89552B	HF89552R	HF89552G	2 Louvered	36 x 30 x 62"	140	\$408.97
HF89551	HF89551B	HF89551R	HF89551G	1 Louvered, 1 Pegboard	36 x 30 x 62"	136	408.97
HF89550	HF89550B	HF89550R	HF89550G	2 Pegboard	36 x 30 x 62"	133	408.97
HF89549	HF89549B	HF89549R	HF89549G	2 Half Louvered, Half Pegboard	36 x 30 x 62"	136	408.97
HF89548	HF89548B	HF89548R	HF89548G	2 Louvered	48 x 30 x 62"	170	458.99
HF89547	HF89547B	HF89547R	HF89547G	1 Louvered, 1 Pegboard	48 x 30 x 62"	165	458.99
HF89546	HF89546B	HF89546R	HF89546G	2 Pegboard	48 x 30 x 62"	160	458.99
HF89545	HF89545B	HF89545R	HF89545G	2 Half Louvered, Half Pegboard	48 x 30 x 62"	165	458.99

ACCESSORIES							
Product No.	Product No.	Product No.	Product No.	Panel Description	Cabinet Size	Wt.	Price
Gray	Blue	Red	Green		W x H	(lbs.)	Ea.
HF89536	HF89536B	HF89536R	HF89536G	End Panel	30 x 55"	30	\$159.60

HF89530 Floor Lock, Wt. 4 (lbs.), Price Ea. \$31.21

HEAVY DUTY STORAGE CABINETS

DURHAM MFG®
Est. 1922

Extra Heavy Duty Storage Cabinets

- Heavy duty all welded 12ga. construction.
- All Cabinets finished in gray powder coat.
- 8 cabinet styles to choose from.
- FOB Shipping Point.

Product No.	Overall Size W x D x H	No. of Shelves	No. of Drawers	Shelf/Drawer Cap. (lbs.)	Wt. (lbs.)	Price Ea.
A) VENTILATED DOOR						
HHDCV243678-4S95	36 x 24 x 78"	4	-	1900	470	\$824.04
HHDCV244878-4S95	48 x 24 x 78"	4	-	1200	568	969.01
HHDCV246078-4S95	60 x 24 x 78"	4	-	1025	666	1,200.10
B) FLUSH DOOR (66"H. UNITS HAVE 6"H. LEGS)						
HHDC-202436-2S95	24 x 20 x 36"	2	-	1900	184	352.94
HHDC-203636-2S95	36 x 20 x 36"	2	-	1900	242	432.51
HHDC-203642-2S95	36 x 20 x 42"	2	-	1900	278	463.22
HHDC-243636-2S95	36 x 24 x 36"	2	-	1900	267	468.99
HHDC-243642-2S95	36 x 24 x 42"	2	-	1900	292	501.69
HHDC-244842-2S95	48 x 24 x 42"	2	-	1200	355	589.25
HHDC-243666-3S95	36 x 24 x 66"	3	-	1900	406	716.69
HHDC-246066-3S95	60 x 24 x 66"	3	-	1650	595	989.88
HHDC-247266-3S95	72 x 24 x 66"	3	-	1525	726	1,075.63
C) CABINET WITH DRAWERS (HHDWC FEATURES WARDROBE AREA)						
HHDCD244878-6B95	48 x 24 x 78"	4	6	1200/400	917	1,696.22
HHDCD246078-6B95	60 x 24 x 78"	4	6	1650/400	1079	1,966.97
HHDCD247278-6B95	72 x 24 x 78"	4	6	1525/400	1267	2,158.10
HHDCD243678-3M95	36 x 24 x 78"	3	3	1900/400	685	1,178.81
HHDCD243678-3B95	36 x 24 x 78"	4	3	1900/400	646	1,221.06
HHDCD243678-7B95	36 x 24 x 78"	2	7	1900/400	828	1,652.43
HHDCD243678-8M95	36 x 24 x 78"	1	8	1900/400	836	1,756.61
HHDWC243678-7M95	36 x 24 x 78"	5	7	1900/400	705	1,542.36
HHDWC244878-7M95	48 x 24 x 78"	5	7	1200/400	828	1,752.27
HHDWC246078-7M95	60 x 24 x 78"	5	7	1650/400	983	1,985.37
D) CLEARVIEW STYLE DOOR						
HHDCC244866-3S95	48 x 24 x 66"	3	-	1200	487	1,357.51
HHDCC244878-4S95	48 x 24 x 78"	4	-	1200	571	1,550.94
HHDCC246078-4S95	60 x 24 x 78"	4	-	1200	699	1,794.27
E) CABINET FOR OUTDOOR USE						
HHDCO243678-4S95	36 x 24 x 78"	4	-	1900	470	1,239.97
HHDCO244878-4S95	48 x 24 x 78"	4	-	1200	568	1,388.90
HHDCO246078-4S95	60 x 24 x 78"	4	-	1650	666	1,623.88
F) COUNTERTOP CLEARVIEW STYLE DOOR						
HHDCC202436-2S95	24 x 20 x 36"	2	-	1900	182	479.67
HHDCC203636-2S95	36 x 20 x 36"	2	-	1900	240	605.78
HHDCC203642-2S95	36 x 20 x 42"	2	-	1900	264	639.90
HHDCC243636-2S95	36 x 24 x 36"	2	-	1900	470	642.25
HHDCC243642-2S95	36 x 24 x 42"	2	-	1900	568	678.37
HHDCC244842-2S95	48 x 24 x 42"	2	-	1200	666	836.88
G) WARDROBE STYLE CABINET						
HHDWC243678-5S95	36 x 24 x 78"	5	-	1900	492	842.85
HHDWC244878-5S95	48 x 24 x 78"	5	-	1200	580	985.48
HHDWC246078-5S95	60 x 24 x 78"	5	-	1650	659	1,151.28
H) PEGBOARD DOOR CABINET						
HHDCP243678-4S95	36 x 24 x 78"	4	-	1900	507	864.45
HHDCP244878-4S95	48 x 24 x 78"	4	-	1200	624	1,029.61
HHDCP246078-4S95	60 x 24 x 78"	4	-	1650	763	1,280.90



A) Ventilated Door



B) Flush Door



C) Cabinet with Drawers



D) Clearview Style Door



G) Wardrobe Style Cabinet



E) Cabinet for Outdoor Use



F) Countertop Clearview Style Door



H) Pegboard Door Cabinet

CARTS & SECURITY CABINETS

DURHAM MFG[®]
Est. 1922



H3501-DLP-PB-96-2S-95

36" and 48" Wide 5-S Storage Cabinets

- Heavy duty all welded 14 gauge construction.
- 96 Hook-On Bins[®] included with 36" model.
- Steel pegboard for hanging tools and other accessories.

Large storage cabinets have fully welded piano hinges. H3501-DLP-PB-96-2S-95 features louvered panels on doors to allow for bin storage of small parts and HEMDC-482472-PB-2S-95 features punched diamond pattern on doors for visibility and ventilation. Cabinets have two shelves that adjust on 4" centers – no tools required – and hold up to 700-900 lbs. (weight evenly distributed) and feature a 3-point locking system with keyed handle and 3/16" dia. lock rods. Available in Gray powder coat finish. Ships fully assembled. FOB Shipping Point.



HEMDC-482472-PB-2S-95

Product No.	36" AND 48" WIDE 5-S STORAGE CABINETS		No. of Shelves	Shelf Cap. (lbs.)	Bins	Pegboard Dims. W x H	Wt. (lbs.)	Price Ea.
	Size-OD W x D x H							
H3501-DLP-PB-96-2S-95	36 x 24 x 72"	2	2	900	(96) 4 x 5 x 3"	36 x 24"	375	\$776.06
HEMDC-482472-PB-2S-95	48 x 24 x 72"	2	2	700	N/A	48 x 24"	385	757.84



H3501-DLP-60DR11-96-2S-95

36" Wide Small Parts Storage & Security Cabinets

- 3-point locking system with keyed handle.
- 96 Hook-on Bins[®] included.
- Ships fully assembled.

Cabinets are heavy duty 14 gauge construction and feature 2 adjustable shelves and louvered panels on doors for use with bins included. Doors have fully welded piano hinges and can hold up to 650 lbs. (weight evenly distributed). 96 Hook-On Bins[®] are also included. H3501-DLP-60DR11-96-2S-95 comes with 60 Jumbo, 3 3/8" H drawers, each with 2 dividers adjustable on 1" centers (extra dividers are available). H3501-DLP-72/40B-96-95 has 12" deep, 112 pigeon hole bins enclosed – perfect for storage of fasteners, high value small parts and more. Available in Gray powder coat finish. Ships fully assembled. FOB Shipping Point.



H3501-DLP-72/40B-96-95

Product No.	36" WIDE SMALL PARTS STORAGE & SECURITY CABINETS				Bins	Drawers	Wt. (lbs.)	Price Ea.
	Size-OD W x D x H	No. of Shelves	Shelf Cap. (lbs.)					
H3501-DLP-60DR11-96-2S-95	36 x 24 x 72"	2	900	(96) 4 x 5 x 3"	(60) 5 3/8 x 11 1/4 x 3 1/2"	415	\$1,095.66	
112 STEEL PIGEON HOLE BINS AND 96 HOOK-ON BINS								
H3501-DLP-72/40B-96-95	36 x 24 x 72"	N/A	N/A	(96) 4 x 5 x 3"	Bins - (112) 12"D	500	\$971.63	
H036-95 Optional Drawer Dividers, 12/bag, Wt. 1 (lb.), Price per Bag \$7.64.								

12 gauge Heavy Duty Storage Cabinets

- Extra heavy construction for durable security.
- Shipped fully assembled and ready for use.

Feature rugged, all welded 12 ga. steel construction and handsome flush door design. 4 reinforced steel shelves are adjustable on 2 1/2" centers. Includes extra heavy-duty hinge pins that secure doors to avoid sagging. Sturdy 3-point, cast steel locking handles have 3/8" dia. rods and provision for padlock (padlock not furnished). 6" high box style legs offer space for lift truck forks and can be lagged to the floor, constructed of 3/8" steel. Durable Gray powder coat finish. FOB Shipping Point.



LOCKABLE STORAGE CABINET



HEAVY DUTY LOCKABLE DOUBLE SHIFT CABINET



JANITORIAL CABINET

Product No.	Overall Size D x W x H	Shelf Cap. (lbs.)	Wt. (lbs.)	Price Ea.
HHDC-243678-4S-95	24 x 36 x 78"	1900	425	\$955.51
HHDC-244878-4S-95	24 x 48 x 78"	1200	560	1,097.76
HHDC-246078-4S-95	24 x 60 x 78"	1650	692	1,426.49

Product No.	Overall Size D x W x H	Shelf Cap. (lbs.)	Wt. (lbs.)	Price Ea.
HHDDS243678-8S95	24 x 36 x 78"	950	576	\$1,226.93
HHDDS244878-8S95	24 x 48 x 78"	1275	658	1,388.99
HHDDS246078-8S95	24 x 60 x 78"	1600	768	1,570.93

Product No.	Overall Size D x W x H	Shelf Cap. (lbs.)	Wt. (lbs.)	Price Ea.
HHDJC243678-4S95	24 x 36 x 78"	1025	531	\$1,017.01
HHDJC244878-4S95	24 x 48 x 78"	1375	557	1,180.42
HHDJC246078-4S95	24 x 60 x 78"	1750	667	1,504.51



PARTS ORGANIZATION

DURHAM MFG®
Est. 1922

Heavy Duty All-Welded Bin & Shelf 14 ga. Steel Storage Cabinets

- Reinforced doors hold fully loaded bins.
- Heavy gauge steel throughout with reinforced base.

Heavy-duty, all welded 14 gauge steel construction. 3-point locking handle with 5/16" dia. rods and a provision for padlock. Models HJC-171-95, HSSC-227-95 and HSSC-185-3S-95 have 6" high box style legs which offers space for lift truck forks making the entire units forkliftable and can be lagged to the floor. Legs are constructed of 3/16" steel. All cabinets feature fully welded piano hinges to increase rigidity – doors will not sag, warp or twist. Fully loaded doors can hold up to 650 lbs. Finished in durable Gray powder coat. FOB Shipping Point.



Visible Storage Cabinet

- Perfect for storage of items where ventilation and visibility are critical.
- Features punched metal front and sides.

Heavy-duty, all-welded construction. Shipped fully assembled and ready for use. Formed 14 ga. steel on bottom, top and shelves, 16 ga. solid steel back, 14 ga. diamond punched sides and door. Includes 4 steel shelves that adjust on 4" centers. Heavy-duty piano hinge secures door to avoid sagging. 6" legs with holes allow for floor lagging. Features sturdy cast steel locking handle with 5/8" dia. rods and provision for padlock (padlock not furnished). Durable Gray powder coat finish. FOB Shipping Point.

Product No.	Description	Size W x D x H	Wt. (lbs.)	Price Ea.
HJC-171-95	171 Bins	48 x 24 x 78"	521	\$1,363.94
HSJC-BDLP-192-95	192 Bins	48 x 24 x 84"	620	1,469.78
HSJC-DLP-144-4S-95	144 Bins, 4 Shelves	48 x 24 x 84"	572	1,223.64
HSJC-DLP-4S-14DS-95	4 Shelves, 14 Door Shelves	48 x 24 x 84"	592	1,167.85
H3501-BDLP-132-95	132 Bins	36 x 24 x 72"	400	1,048.34
H3501-BDLP-102-3S-95	102 Bins, 3 Shelves	36 x 24 x 72"	425	971.36
H3602-BLP-36-95	36 Bins	36 x 18 x 72"	355	863.33
H3602-BLP-14-2S-95	14 Bins, 2 Shelves	36 x 24 x 72"	340	800.27
HSSC-227-95	227 Bins	60 x 24 x 84"	857	1,486.49
HSSC-185-3S-95	185 Bins, 3 Shelves	60 x 24 x 84"	874	1,407.13

Product No.	Overall Size D x W x H	VISIBLE STORAGE CABINET Shelf Cap. (lbs.)	Wt. (lbs.)	Price Ea.
HVSC-242478-95	24 x 24 x 78"	300	250	\$703.12

All Welded Storage Cabinets

- Heavy-duty all steel 14 ga. material is completely welded to create the sturdiest cabinet made.

Choose from ten models to store, sort and organize. Construction features not found anywhere else. Ideal for factories, warehouses or offices. Securely store tools, parts and supplies. Doors swing effortlessly, thanks to full length piano hinges. Doors also feature three point locking handle and two keys. Durable gray powder coat finish. FOB Shipping Point.

Ltr. No.	Product No.	No. Shelves	Overall Size W x D x H	Wt. (lbs.)	Price Ea.
A	H3010-95	1 fixed	21 x 15 x 34 1/2"	85	\$333.18
B	H3000-95	1 fixed	36 x 24 x 34 1/2"	146	448.15
C	H3600-95	2 adj.	36 x 18 x 48"	220	522.76
C	H3601-95	3 adj.	36 x 18 x 60"	285	597.79
C	H3602-95	4 adj.	36 x 18 x 72"	320	676.25
C	H3603-95	4 adj.	36 x 18 x 84"	360	660.78
C	H3500-95	3 adj.	36 x 24 x 84"	385	710.61
C	H3501-95	3 adj.	36 x 24 x 72"	365	701.60
C	H3502-95	3 adj.	48 x 24 x 72"	400	809.28
C	H3503-95	2 adj.	36 x 24 x 42"	210	552.73



HEAVY DUTY STORAGE CABINETS WITH HOOK-ON BINS

DURHAM MFG®
Est. 1922

Heavy Duty Storage Cabinets with Hook-on Bins


• Extra heavy duty all welded 12 ga. steel construction.

• 7 ga. recessed knuckle hinges to prevent sagging.


Secure 3-point cast steel locking handle with 3/8" diameter rods and provision for a padlock (padlock not provided). Cabinets with shelves feature shelves that bolt into place easily using fasteners provided and adjust on 2 1/2" centers. 6"H base/legs which provide access for forklifts (constructed of 3/8" steel). Predrilled holes allow for lagging to the floor. Fully welded covered panels reinforce door and hold Hook-On Bins®. Allows weight capacity of 800 lbs. per door (evenly distributed). Durable Gray powder coat finish. FOB Shipping Point.

12 GA. CABINET WITH HOOK-ON BINS					
Product No.	Size W x D x H	No. of Bins	Wt. (lbs.)	Price Ea.	
HHDC36-126-95	36 x 24 x 78"	(48) 4 x 5 x 3"	512	\$990.64	
		(48) 4 x 7 x 3"			
		(12) 6 x 11 x 5"			
		(12) 8 x 15 x 7"			
		(6) 16 x 15 x 7"			
HHDC48-162-95	48 x 24 x 78"	(60) 4 x 5 x 3"	598	1,183.34	
		(60) 4 x 7 x 3"			
		(24) 6 x 11 x 5"			
		(12) 8 x 15 x 7"			
		(6) 16 x 15 x 7"			
HHDC60-198-95	60 x 24 x 78"	(72) 4 x 5 x 3"	732	1,422.28	
		(72) 4 x 7 x 3"			
		(36) 6 x 11 x 5"			
		(12) 8 x 15 x 7"			
		(6) 16 x 15 x 7"			
HHDC72-240-95	72 x 24 x 78"	(84) 4 x 5 x 3"	874	1,710.45	
		(84) 4 x 7 x 3"			
		(36) 6 x 11 x 5"			
		(12) 8 x 15 x 7"			
		(6) 16 x 15 x 7"			


12 GA. CABINET WITH HOOK-ON BINS AND SHELVES						
Product No.	Size W x D x H	No. of Bins	No. Of Shelves	Shelf Cap. (lbs.)	Wt. (lbs.)	Price Ea.
HHDC36-60-2S6D95	36 x 24 x 78"	(48) 4 x 7 x 3"	2	1900	518	\$938.37
		(12) 8 x 15 x 7"				
HHDC48-84-2S6D95	48 x 24 x 78"	(60) 4 x 7 x 3"	2	1200	621	1,170.48
		(24) 8 x 15 x 7"				
HHDC36-96-4S95	36 x 24 x 78"	(96) 4 x 5 x 3"	4	1900	510	923.04
HHDC36-102-3S95	36 x 24 x 78"	(48) 4 x 5 x 3"	3	1900	514	967.10
		(48) 4 x 7 x 3"				
HHDC48-120-4S95	48 x 24 x 78"	(120) 4 x 5 x 3"	4	1200	618	1,102.96
		(60) 4 x 5 x 3"				
		(60) 4 x 7 x 3"				
HHDC48-134-3S95	48 x 24 x 78"	(8) 8 x 15 x 7"	3	1200	632	1,186.90
		(6) 16 x 15 x 7"				
		(6) 16 x 15 x 7"				
HHDC60-156-3S95	60 x 24 x 78"	(72) 4 x 5 x 3"	3	1650	786	1,450.34
		(72) 4 x 7 x 3"				
		(12) 8 x 15 x 7"				
HHDC60-192-3S95	60 x 24 x 78"	(84) 4 x 5 x 3"	3	1650	924	1,703.91
		(84) 4 x 7 x 3"				
		(12) 8 x 15 x 7"				
		(12) 16 x 15 x 7"				



HHDC60-198-95



HHDC48-162-95



HHDC72-240-95



HHDC48-84-2S6D95




HHDC48-120-4S95



HHDC48-134-3S95



HHDC60-156-3S95



HHDC60-192-3S95

PLASTIC BIN CABINETS




Max-Mixed Plastic Bin Cabinet

• All welded 14 ga. construction - walls and shelves.

Full louvered panels - wall and doors. Yellow plastic bin sizes: Backwall: Big Bins are 16½"W x 14¾"D x 7"H. Large Bins are 8¾"W x 11"D x 7"H. Medium Bins are 5"W x 5½"D x 11"H. Doors: Small Bins are 4¾"W x 7½"D x 3"H. Lockable doors, with lever handle, and 3 point locking system. Doors open 180°. Padlock not included. 4"H legs allow moving of unit with fork lift truck. Overall height - 78". Powder coat black finish. FOB Shipping Point.

MAX-MIXED PLASTIC BIN CABINET							
Product No.	Size D x W	No. Big Bins	No. Large bins	No. Medium	No. Small	Wt. (lbs.)	Price Ea.
HDE236-BL	24 x 36"	0	16	24	96	412	\$1,136.31
HDE248-BL	24 x 48"	6	18	24	128	518	1,424.31
HDE260-BL	24 x 60"	9	21	30	170	628	1,756.62



HDE260-BL

Plastic Bin 14 Gauge Welded Cabinets - Solid & Clearview Models

• All welded 14 ga. construction.

Solid doors are 14 ga. Clearview doors are 13 ga. mesh panel inserts on doors. Full louvered panel on the back wall. Yellow Plastic bin sizes: Big Bins are 16½"W x 14¾"D x 7"H. Large Bins are 8¾"W x 11"D x 7"H. Full shelf rails allow shelves to be adjusted on 2½" centers. Lockable doors, with lever handle, and 3-point locking system. Doors open 180°. Padlock not included. 4"H legs allow for moving unit with fork lift truck. Overall height - 78". Powder coat black finish. FOB Shipping Point.

PLASTIC BIN 14 ga. WELDED CABINET WITH SHELVES					
Product No.	Size D x W	No. Big Bins	No. Large bins	Wt. (lbs.)	Price Ea.
SOLID DOOR MODEL					
HHY236-BL	24 x 36"	0	16	398	\$912.00
HHY248-BL	24 x 48"	0	20	494	1,086.46
HHY260-BL	24 x 60"	0	24	574	1,259.08
HHH236-BL	24 x 36"	8	0	390	929.54
HHH248-BL	24 x 48"	8	4	476	1,104.00
HHH260-BL	24 x 60"	12	0	562	1,284.92
CLEARVIEW DOOR MODEL					
HDY236-BL	24 x 36"	0	16	382	1,002.46
HDY248-BL	24 x 48"	0	20	470	1,175.08
HDY260-BL	24 x 60"	0	24	540	1,436.31
HDH236-BL	24 x 36"	8	0	380	1,029.23
HDH248-BL	24 x 48"	8	4	456	1,201.85
HDH260-BL	24 x 60"	12	0	534	1,470.46



HHH236-BL
Solid Door Model

POWDER coated finish.



HDY236-BL
Clearview Door Model



HGW248-BL

Pegboard Door Cabinet

• All welded 14 ga. construction.

Solid doors with pegboard for complete security. Pegboard doors will accept all ⅝" and ⅜" pegboard hooks. Doors have a 3 point locking system that open a full 180°, with pad-lockable lever handle (padlock not included). 4" high legs allow for moving of empty unit with fork lift truck. Overall height is 78". Powder coated black finish. FOB Shipping Point.

PEGBOARD DOOR CABINET						
Product No.	Size W x D x H	Adjustable Shelves	No. of Drawers	No. of Large Bins	Wt. (lbs.)	Price Ea.
HGV236-BL	36 x 24 x 78"	2	3	0	464	\$1,229.54
HGV248-BL	48 x 24 x 78"	2	6	0	632	1,696.62
HGV260-BL	60 x 24 x 78"	2	9	0	794	2,149.85
HGW236-BL	36 x 24 x 78"	0	3	16	428	1,186.15
HGW248-BL	48 x 24 x 78"	0	6	20	584	1,643.08
HGW260-BL	60 x 24 x 78"	0	9	24	738	2,113.85
HGY236-BL	36 x 24 x 78"	2	0	16	418	1,063.38
HGY248-BL	48 x 24 x 78"	2	0	20	518	1,276.62
HGY260-BL	60 x 24 x 78"	2	0	24	620	1,520.31

PLASTIC BIN CABINETS




Plastic Bin Welded Cabinet - Solid Doors

- All welded 14 gauge construction walls.

Features full louvered panels on back wall and doors. Lockable doors with lever handle, 3 point lock system (padlock not included), 2 keys. Doors open a full 180°. 4" high legs have bolt holes to secure to floor. Legs allow moving of unit with fork lift truck. Overall height is 78". Plastic bins in yellow. Back wall big bins are 16½"W x 14¾"D x 7"H, back wall large bins are 8¾"W x 11"D x 7"H. Door small bins are 4¾"W x 7½"D x 3"H. Powder coat black finish. FOB Shipping Point.

Product No.	Size D x W	No. of Bins			Wt. (lbs.)	Price Ea.
		Big	Large	Small		
HDF236-BL	24 x 36"	10	16	96	406	\$1,188.92
HDF248-BL	24 x 48"	10	25	128	510	1,438.15
HDF260-BL	24 x 60"	15	28	160	600	1,733.54
HDP236-BL	24 x 36"	18	0	96	402	1,200.00
HDP248-BL	24 x 48"	18	9	128	506	1,443.69
HDP260-BL	24 x 60"	27	0	160	592	1,737.23
HDZ236-BL	24 x 36"	0	36	96	412	1,169.54
HDZ248-BL	24 x 48"	0	45	128	516	1,416.92
HDZ260-BL	24 x 60"	0	54	160	702	1,703.08



HDF236-BL



HDX236-BL

Plastic Bin & Shelf Cabinet - Solid Doors

- All welded 14 gauge construction (walls and shelves).

Features full louvered panels on back wall and doors. Full shelf rails allow shelves to be adjusted on 2½" centers. 14 gauge shelves have 1,000 lb. capacity per shelf. Lockable doors with lever handle, 3 point lock system (padlock not included), 2 keys. Doors open a full 180°. 4" high legs have bolt holes to secure to floor. Legs allow moving of unit with fork lift truck. Overall height is 78". Plastic bins in yellow. Back wall big bins are 16½"W x 14¾"D x 7"H, back wall large bins are 8¾"W x 11"D x 7"H. Door small bins are 4¾"W x 7½"D x 3"H. Powder coat black finish. FOB Shipping Point

Product No.	Size D x W	No. of Shelves	No. of Bins			Wt. (lbs.)	Price Ea.
			Big	Large	Small		
HDN236-BL	24 x 36"	2	8	0	96	432	\$1,148.31
HDN248-BL	24 x 48"	2	8	4	128	542	1,378.15
HDN260-BL	24 x 60"	2	12	0	160	638	1,653.23
HDT236-BL	24 x 36"	2	0	16	96	438	1,134.46
HDT248-BL	24 x 48"	2	0	20	128	546	1,365.23
HDT260-BL	24 x 60"	2	0	24	160	636	1,632.00
HDX236-BL	24 x 36"	2	4	8	96	434	1,140.92
HDX248-BL	24 x 48"	2	4	12	128	544	1,372.62
HDX260-BL	24 x 60"	2	6	12	160	632	1,641.23

Plastic Bin & Shelf Cabinet - Solid 4" Deep Doors with Shelves

- All welded 14 gauge construction (walls and shelves).

Features full louvered panels on back wall and doors. Door shelves are 14 gauge 3½" deep. Full shelf rails allow shelves to be adjusted on 2½" centers. 14 gauge shelves have 1,000 lb. capacity per shelf. Lockable doors with lever handle, 3 point lock system (padlock not included), 2 keys. Doors open a full 180°. 4" high legs have bolt holes to secure to floor. Legs allow moving of unit with fork lift truck. Overall height is 78". Plastic bins in yellow. Back wall big bins are 16½"W x 14¾"D x 7"H, back wall large bins are 8¾"W x 11"D x 7"H. Door small bins are 4¾"W x 7½"D x 3"H. Powder coat black finish. FOB Shipping Point.

Product No.	Size D x W	No. of Shelves		No. of Bins			Wt. (lbs.)	Price Ea.
		Doors	Cabinets	Big	Large	Small		
HDU236-BL	24 x 36"	6	2	0	16	48	472	\$1,128.92
HDU248-BL	24 x 48"	6	2	0	20	64	584	1,338.46
HDU260-BL	24 x 60"	6	2	0	24	80	696	1,587.69
HDV236-BL	24 x 36"	12	0	0	36	0	436	1,098.46
HDV248-BL	24 x 48"	12	0	0	45	0	538	1,301.54
HDV260-BL	24 x 60"	12	0	0	54	0	640	1,551.69
HDW236-BL	24 x 36"	12	2	4	8	0	458	1,071.69
HDW248-BL	24 x 48"	12	2	4	12	0	566	1,257.23
HDW260-BL	24 x 60"	12	2	6	12	0	672	1,489.85



HDW236-BL

HEAVY-DUTY CABINETS



Heavy Duty 14 Gauge Welded Cabinets

• Durable closed storage cabinet to secure materials or valuables.

All welded heavy duty 14 gauge construction. Lockable doors, lever handle, and 3-point locking system. Handle does not include padlock. Manual doors open 180°. Clearview doors are constructed of 13 gauge expanded mesh panels. Four durable 14 ga. steel shelves adjust on 2½" centers. 1000 lb. capacity per shelf. 4"H legs allow for movement of empty unit with fork lift truck. Overall height - 78". Powder coat black finish. FOB Shipping Point

HEAVY DUTY 14 GAUGE WELDED CABINETS

Size D x W	Product No.	SOLID		CLEARVIEW		
		Wt. (lbs.)	Price Ea.	Product No.	Wt. (lbs.)	Price Ea.
18 x 36"	HDL136-BL	320	\$664.62	HDJ136-BL	306	\$765.23
18 x 48"	HDL148-BL	392	779.08	HDJ148-BL	368	818.77
18 x 60"	HDL160-BL	464	895.38	HDJ160-BL	430	1,081.85
24 x 36"	HDL236-BL	370	753.23	HDJ236-BL	354	852.92
24 x 48"	HDL248-BL	450	888.00	HDJ248-BL	426	986.77
24 x 60"	HDL260-BL	530	1,016.31	HDJ260-BL	496	1,204.62



HDJ236-BL Clearview Doors



HDS236-BL Solid Doors

Extra Heavy Duty 14 Gauge Welded Cabinets

• All welded heavy-duty 14 gauge construction to secure items.

Lockable doors, lever handle, and 3-point locking system. Handle does not include padlock. Manual doors open 180°. Includes four reinforced 14 gauge shelves that adjust on 2½" centers. 1800 lb. capacity per shelf. Clearview doors are constructed of 13 gauge expanded mesh panels. 4"H legs allow for movement of empty unit with fork lift truck. Overall Height - 78". Powder coat black finish. FOB Shipping Point.

EXTRA HEAVY DUTY 14 GAUGE WELDED CABINETS

Size D x W	Product No.	SOLID		CLEARVIEW		
		Wt. (lbs.)	Price Ea.	Product No.	Wt. (lbs.)	Price Ea.
18 x 36"	HDS136-BL	330	\$830.77	HDM136-BL	316	\$941.54
18 x 48"	HDS148-BL	404	959.08	HDM148-BL	380	1,002.46
18 x 60"	HDS160-BL	476	1,072.62	HDM160-BL	442	1,263.69
24 x 36"	HDS236-BL	380	923.08	HDM236-BL	364	1,033.85
24 x 48"	HDS248-BL	462	1,065.23	HDM248-BL	438	1,171.38
24 x 60"	HDS260-BL	544	1,198.15	HDM260-BL	510	1,390.15

Heavy Duty 14 Gauge Storage Cabinets

• All welded 14 gauge construction on walls and doors.

Lockable doors with lever handle, (padlock not included). Locking drawers 5"H. x 16"W. x 16"D. with 2 keys (HHG and HMK only). 1½" garment bar (HMK and HMS only). 4"H legs allow for movement of empty unit with fork lift truck. Overall Height - 78". Powder coat black finish. FOB Shipping Point.

HEAVY DUTY 14 GAUGE STORAGE CABINETS

Size D x W	Product No.	No. Drawers	Wt. (lbs.)	Price Ea.
STORAGE CABINET WITH DRAWERS				
24 x 36"	HHG236-BL	3	430	\$1,018.15
24 x 48"	HHG248-BL	6	586	1,417.85
24 x 60"	HHG260-BL	9	734	1,801.85
GARMENT STORAGE CABINET WITH DRAWERS				
24 x 36"	HMK236-BL	3	412	1,076.31
24 x 48"	HMK248-BL	3	470	1,182.46
GARMENT STORAGE CABINET				
24 x 36"	HMS236-BL	-	352	763.38
24 x 48"	HMS248-BL	-	410	867.69



HHG248-BL



HMK236-BL

Super Rugged 12 Gauge Security Cabinet

• Features all welded 12 ga. construction.

Shelves are 12 ga. reinforced steel with 2" lips, corners welded and return bends for extra strength. Drawers are 12 ga. steel adjustable on 2½" centers with 250 lb. capacity, 5" high by 20" deep, 2,000 lb. weight capacity per adjustable shelf. Super structure with corners angle framed. Heavy duty lockable door handle (casting), padlock not included. Extra heavy duty full length piano hinges welded to frame to retain doors. 4"H legs allow for movement of empty unit with fork lift truck. Overall Height - 78". Powder coat black finish. FOB Shipping Point.

SUPER RUGGED 12 GAUGE SECURITY CABINET

Product No.	Size D x W	Shelves	Drawers	Drawer Width	Wt. (lbs.)	Price Ea.
HMJ236-BL	36 x 24"	4	0	-	560	\$1,113.23
HMJ248-BL	48 x 24"	4	0	-	680	1,330.15
HMJ260-BL	60 x 24"	4	0	-	800	1,487.08



HMJ260-BL

LYON® ALL-WELDED CABINETS

LYON®



A) Full-Height Cabinet



B) Eye-Level Cabinet



C) Counter-High Cabinet



D) Full-Height Combination Cabinet



E) Full-Height Wide Cabinet



F) Full-Height Extra Wide Cabinet

All-Welded Heavy-Duty Storage Cabinets

- Heavy-duty cabinets are made of 14 ga. welded steel for superior durability.
- Adjustable, 1450 lb. capacity shelves for "no-worry" supporting power.

Steel doors have a padlock hasp and heavy-duty $\frac{5}{16}$ " brass pin hinges to protect contents against theft. Adjustable shelves bolt securely into keyhole slots and can be positioned on 3" centers. 36" Combination Cabinet stores garments and supply items in one convenient unit. Includes one fixed, full-width top shelf and 3 half shelves that adjust on 3" centers. Wardrobe compartment includes a coat rod. Shipped in corrugate with legs attached to accommodate fork lift. FOB Shipping Point.

Ltr. No.	Product No.	ALL-WELDED HEAVY-DUTY STORAGE CABINETS		Wt. (lbs.)	Price Ea.
		Size	W x D x H		
A	H1114	36	21 x 78"	370	\$1,119.34
A	H1115	36	24 x 78"	405	1,139.55
B	H1112	36	21 x 60"	300	993.37
C	H1110	36	21 x 42"	230	873.56
D	H1121	36	24 x 82"	400	1,073.17
E	H1120	48	24 x 82"	400	1,191.15
F	H1145	60	24 x 82"	425	1,573.61



A) 2 Shelf 24-Bin Cabinet



B) 2-Shelf 40-Bin Cabinet



C) 4-Shelf 36-Bin Cabinet



D) 4-Shelf 12-Bin Cabinet



A) Combination Bin Cabinet



B) Shelf/Bin Cabinet



C) Bin Storage Cabinet

All-Welded Deep Door Storage Cabinets

- Features removable plastic Tilt-Bins.
- 14 ga. steel construction delivers a superior storage cabinet.

Unique Tilt-Bins add more storage space for small parts and supplies. Easy-to-remove Tilt-Bins swing forward to allow 100% access to contents -- then tilt back for storage. Heavy-gauge steel doors have 3-point locking system for maximum security. Hard composition swivel casters and swing-out doors maintain positive alignment and allow smooth door opening and closing under heavy loads. Casters and legs (included) create clearance for forklift access. 21"D. interior depth. Doors are 7"D. Shipped assembled and ready to use. Dove Gray finish. FOB Shipping Point.

Ltr. No.	Product No.	ALL-WELDED DEEP DOOR STORAGE CABINETS		Wt. (lbs.)	Price Ea.
		Size	W x D x H		
A	H1125	38	28 x 76"	450	\$1,368.60
B	H1126	38	28 x 76"	460	1,597.69
C	H1127	38	28 x 76"	455	1,334.29
D	H1128	38	28 x 76"	460	1,574.74

H3445 Tilt Bin Dividers. Pkg. Of 18. Price Ea. \$1.05

All-Welded Storage Cabinets

- Features the unique removable plastic Tilt-Bins.
- Removable bins increase storage density, speed selection and retrieval.

All-welded 14 ga. steel construction cabinets are shipped assembled and ready to use. Secure heavy-gauge steel doors feature a 3-point locking system with $\frac{3}{8}$ " latch rods and $\frac{5}{16}$ " latch plates. Corrosion resistant and impervious to most solvents. Safety Yellow plastic bins easily clip on and off racks that are welded to cabinets and doors. Dove Gray finish. FOB Shipping Point.

Ltr. No.	Product No.	ALL-WELDED STORAGE CABINETS		Wt. (lbs.)	Price Ea.
		Size	W x D x H		
A	H1122	36	21 x 78"	400	\$1,389.22
B	H1123	36	21 x 78"	370	1,262.14
C	H1124	36	21 x 78"	400	1,438.50

H78228 Large Bins $8\frac{1}{4}$ "W. x $14\frac{1}{2}$ "D. x 7"H. Wt. 1.5 (lbs.) Price Ea. \$14.85
H78222 Small Bins $4\frac{1}{2}$ "W. x $5\frac{1}{2}$ "D. x 3"H. Wt. .1 (lbs.) Price Ea. \$1.98

DURABLE STORAGE CABINETS



A) Commercial Series Cabinets

- Adjustable cabinets adapt to your storage needs.
- Versatile storage cabinets use fully adjustable shelves on 2" centers with raised bottom shelf.

Three point door locking system is reinforced with heavy-duty supporting door hinges on each door. Meets ANSI/BIFMA standards. Built with welded steel construction and baked enamel finish. Available in 12 colors -- please specify. FOB Shipping Point.

Product No.	No. of Shelves	Size W x D x H	Wt. (lbs.)	Price Ea.
COUNTER HEIGHT CABINET				
HCA21 361842	2	36 x 18 x 42"	74	\$223.57
STANDARD CABINETS				
HCA41 361872	4	36 x 18 x 72"	113	295.57
HCA41 361872	4	36 x 18 x 78"	121	336.14
HCA41 362472	4	36 x 24 x 72"	123	359.71
HCA41 362478	4	36 x 24 x 78"	129	385.14



A) Standard Cabinet



A) Counter Height Cabinet

C) Janitorial Supply Cabinet -- Value Line Series

- Versatile storage capacity for a variety of uses.
- Combination cabinets provide an affordable means to meet a variety of your storage needs.

Features three built-in side shelves for storage of small to mid-sized goods while still allowing full height storage space for longer items. Flat bottom shelf space also has plenty of space for larger bulky items. (No hanger hooks). Available in 12 colors -- please specify. FOB Shipping Point.

Product No.	Size W x D x H	Wt. (lbs.)	Price Ea.
HVFC 1301566	30 x 15 x 66"	81	\$232.71



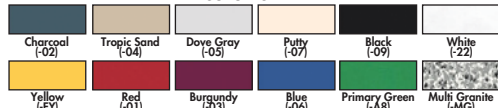
B) Storage Cabinets -- Value Line Series

- Standard cabinet storage at exceptional value.
- Features cam locking handles and welded steel construction for durable storage capacity.

Cabinets include four shelves with flat bottom shelf space. Available with fixed or adjustable shelving; adjustable models uses fixed center shelf while other shelves adjust in 2" increments. Available in 12 colors -- please specify. FOB Shipping Point.

Product No.	Size W x D x H	No. of Shelves	No. of Handles	Wt. (lbs.)	Price Ea.
FIXED SHELVES					
HVF31 301572	30 x 15 x 72"	3	1	79	\$227.57
HVF31 301872	30 x 18 x 72"	3	1	92	242.29
HVF42 361872	36 x 18 x 72"	4	2	105	262.71
HVF42 361878	36 x 18 x 78"	4	2	111	296.86
ADJUSTABLE SHELVES					
HVA41 361872	36 x 18 x 72"	4	1	104	273.86
HVA42 361872	36 x 18 x 72"	4	2	110	283.57
HVA42 361878	36 x 18 x 78"	4	2	118	306.57

COLOR CHART



Additional charge of \$14.29 per unit for White, Yellow, Red, Burgundy, Blue, Primary Green & Multi Granite

Mobile Storage Cabinets -- Transport Series

- Durable 22 ga. steel cabinets allow for flexible storage capacity.
- Mobile storage cabinets allow smooth transport of stored items on 6" ball-bearing swivel casters - two with brakes to secure cabinet's position.

Casters are positioned to permit flush positioning to walls. Includes extra deep adjustable shelves to provide nearly 40% more storage space than standard models. Cabinets close with three point recessed locking handle. Solid welded steel construction yields years of hard working service. Durable finish. Available in standard cabinet storage, wardrobe, combination, and counter height cabinet models. Available in 12 colors -- please specify. Ships assembled except for lock rods and casters. FOB Shipping Point.

Product No.*	Description	Size W x D x H	Wt. (lbs.)	Price Ea.
HTA11182430	Shop Cart	18 x 24 x 36"	63	\$280.43
HTA11361830	Counter Height	36 x 18 x 36"	83	311.00
HTACR362472	Combination	36 x 24 x 78"	172	579.71
HTAWR362472	Wardrobe Cabinet	36 x 24 x 78"	148	498.00
HTA3R242460	Single Door Panel	24 x 24 x 66"	116	434.71
HTA3R462460	Double Door Storage	46 x 24 x 66"	202	614.57
HTA4R362472	Double Door Storage	36 x 24 x 78"	173	527.43
HTA4R302466	Double Door Storage	30 x 24 x 72"	149	488.29
HTA4R462472	Dual Door Storage	46 x 24 x 78"	260	659.43



Dual Door Storage



Single Door Storage



Wardrobe Cabinet



Combination



Counter Height



Shop Cart

Clear View Wall Cabinet

- Durable acrylic door provides visibility of contents and easy selection.
- A convenient organizer for valuable parts and supplies.

Features fully adjustable shelf on 2" centers plus raised bottom shelf. Meets ANSI/BIFMA shelf standards. Shipped assembled. Handle requires some assembly. Available in 12 colors -- please specify. Clear View Single Door Cabinet. Includes cam door lock system. Clear View Double Door Cabinet. Includes 3-point door lock system. FOB Shipping Point.

Product No.	No. of Shelves	Size W x D x H	Wt. (lbs.)	Price Ea.
CLEAR VIEW SINGLE DOOR CABINET				
HWA1V 161226	1	16 x 12 x 26"	25	\$207.00
CLEAR VIEW DOUBLE DOOR CABINET				
HWA1V 301226	1	30 x 12 x 26"	49	252.86
HWA2V 361230	2	36 x 12 x 30"	63	262.29



Wall Cabinets

- A handy organizer above work desks and counters.
- Solid steel construction for durable use.

Features fully adjustable shelf on 2" centers plus raised bottom shelf. Meets ANSI/BIFMA shelf standards. Shipped assembled. Handle requires some assembly. Available in 12 colors -- please specify. Single Door Wall Cabinet. Includes cam door lock system. Double Door Wall Cabinet. Includes 3-point door lock system. FOB Shipping Point.

Product No.	No. of Shelves	Size W x D x H	Wt. (lbs.)	Price Ea.
SINGLE DOOR WALL CABINET				
HWA11 181226	1	18 x 12 x 26"	29	\$146.43
DOUBLE DOOR WALL CABINET				
HWA21 301230	1	30 x 12 x 30"	48	187.57
HWA22 361230	2	36 x 12 x 30"	62	201.71



STORAGE CABINETS

ADAPTS to your storage needs.



- All welded and assembled sturdy steel storage cabinets.

Shelves adjust easily in 2" increments using front and back shelf clips to relieve stress from the sides and adding strength to hold up to 200 lbs. (36"W.). Or flip shelf over and use the shelf's formed edge to provide bin storage for smaller items. Doors close securely with 3 point tru-lock rod assembly system and locking handle.

Combination Cabinets

- Features three fully adjustable side shelves on 2" centers, full width top shelf, and sturdy garment rod for hanging of clothing and uniforms.
- Available in 12 colors -- please specify. FOB Shipping Point.



Combination Cabinet

Wardrobe Cabinet

- Full width enclosed storage of clothing and garments.

Includes full wide shelf for small item storage and sturdy garment rod. Uses contemporary designed three point recessed locking handle to secure belongings. Available in 12 colors -- please specify. FOB Shipping Point.



COLOR CHART

Charcoal (-02)	Tropic Sand (-04)	Dove Gray (-05)	Putty (-07)	Black (-09)	White (-22)
Yellow (-EY)	Red (-01)	Burgundy (-03)	Blue (-06)	Primary Green (-A8)	Multi Granite (-MG)

Additional charge of \$14.29 per unit for White, Yellow, Red, Burgundy, Blue, Primary Green & Multi Granite



Heavy Duty Industrial Series Storage Cabinet

- Fully adjustable top quality storage cabinet.
- Heavy gauge steel (22 ga.) construction meets ANSI/BIFMA standards.

These cabinets offer a premium in design and features. Includes four fully adjustable shelves on 2" centers plus raised bottom shelf to provide for a variety of storage capacities. Features three point recessed locking handle with three hinged reinforced doors making operation smooth and sturdy. Durable finish for long lasting life. Available in 12 colors -- please specify. FOB Shipping Point.

Product No.	INDUSTRIAL SERIES STORAGE CABINET			Price Ea.
	No. Shelves	Size W x D x H	Wt. (lbs.)	
HEA4R 361872	4	36 x 18 x 72"	131	\$344.29
HEA4R 361878	4	36 x 18 x 78"	137	388.71
HEA4R 362472	4	36 x 24 x 72"	151	413.14
HEA4R 362478	4	36 x 24 x 78"	160	438.43
HEA4R 462472	4	46 x 24 x 72"	218	491.86
HEA4R 462478	4	46 x 24 x 78"	266	512.43
COUNTER HEIGHT CABINET				
HEA2R 361842	2	36 x 18 x 42"	92	253.43
HEA2R 462442	2	46 x 24 x 42"	170	374.29

COMBINATION CABINETS				
Product No.	Size W x D x H	Wt. (lbs.)	Price Ea.	
HCAC1 362472	36 x 24 x 72"	111	\$404.00	
HCAC1 362478	36 x 24 x 78"	116	429.71	
WARDROBE CABINETS				
HEAWR 362472	36 x 24 x 72"	127	409.57	
HEAWR 362478	36 x 24 x 78"	134	434.71	
HEAWR 462472	46 x 24 x 72"	163	491.86	

Clear View Storage Cabinets

- Durable plexiglass doors provide full visibility of contents.
- Durable and handsome steel construction.

Features fully adjustable shelves on 2" centers plus raised bottom shelf. 3 points door locking system for maximum security. Meets ANST/BIFMA shelf standards. Shipped assembled and ready to use. Available in 12 colors -- please specify. FOB Shipping Point.



Clearview Cabinet in Putty

CLEAR VIEW STORAGE CABINETS				
Product No.	Description	Size W x D x H	Wt. (lbs.)	Price Ea.
HCA4V361872	Storage Cab.	36 x 18 x 72"	144	\$422.14
HEA4V461872	Storage Cab.	46 x 18 x 72"	155	563.14
HCA2V361842	Counter Height Cab.	36 x 18 x 42"	107	321.14
HEA2V461842	Counter Height Cab.	46 x 18 x 42"	123	405.71



Keyless Electronic Welded Storage Cabinet

- Heavy gauge welded steel construction.

This heavy duty cabinet comes with four adjustable shelves. The strong doors have three sets of hinges on each door. Keyless electronic coded locking system with two passwords. Passwords can be changed to any combination of numbers. Powder coat finish. Available in 12 colors -- please specify. FOB Shipping Point.

KEYLESS ELECTRONIC WELDED STORAGE CABINET				
Product No.	Size W x D x H	Wt. (lbs.)	Price Ea.	
HEA4E 361872	36 x 18 x 72"	146	\$383.00	
HEA4E 362478	36 x 24 x 78"	174	477.29	
HEA4E 462478	46 x 24 x 78"	282	551.29	



Expanded Metal Front Cabinet

- Expanded metal front door panels provide ventilation and easy visual access through doors.

Stationary cabinet has 14 gauge expanded metal front door panels on heavy-duty 22 gauge front doors. Features four fully adjustable shelves on 2" centers plus raised bottom shelf. Three point door locking system for security. Meets/exceeds ANSI/BIFMA shelf standards. Unit ships assembled (handles/lock require some assembly). Available in 12 colors -- please specify. FOB Shipping Point.

EXPANDED METAL FRONT CABINET				
Product No.	Size W x D x H	Wt. (lbs.)	Price Ea.	
HCA4M361872	36 x 18 x 72"	112	\$421.00	
HCA4M362472	36 x 24 x 72"	138	459.14	
HEA4M461872	46 x 18 x 72"	176	561.57	
HEA4M462472	46 x 24 x 72"	204	630.57	

CABINETS



Clear View Storage Cabinets

- Diamond shaped perforated doors allow visibility.

Diamond shaped perforated doors allow visibility to the contents inside while maintaining security and organization. Three point locking system with keyed handle. 14 ga. shelves adjust in 3/2" increments. Doors open 180° allowing full access to the contents inside. Overall height is 78" with 5/2" of underclearance to permit movement by pallet truck. Durable powder coated gray finish. FOB Shipping Point.



HSSLP3-A-2448

CLEAR VIEW STORAGE CABINETS						
2 ADJUSTABLE SHELF UNIT			3 ADJUSTABLE SHELF UNIT			
Size D x W x H	Product No.	Wt. (lbs.)	Price Ea.	Product No.	Wt. (lbs.)	Price Ea.
24 x 48 x 78"	HSSLP2-A-2448	477	\$1,038.81	HSSLP3-A-2448	507	\$1,101.50
24 x 60 x 78"	HSSLP2-A-2460	558	1,250.15	HSSLP3-A-2460	595	1,142.69
30 x 48 x 78"	HSSLP2-A-3048	533	1,180.30	HSSLP3-A-3048	570	1,251.94
30 x 60 x 78"	HSSLP2-A-3060	622	1,350.45	HSSLP3-A-3060	668	1,431.05

12 ga. Cabinets with Pegboard Doors

- Heavy duty 12 ga. steel, all welded cabinet.

Each door has 16 ga. steel pegboard panels built in for additional storage. Doors fully open 180° to allow complete access. The pegboards have round holes on 1" centers that accept most common hooks and are perfect for keeping your tools visible and easy to grab. Available with 2 or 3 adjustable 14 ga. shelves that adjust on 3/2" increments. Keyed handle with 3 point locking system. FOB Shipping Point.



HSSL3-A-2448-PBD

12 GAUGE CABINETS WITH PEGBOARD DOORS						
2 ADJUSTABLE SHELF UNIT			3 ADJUSTABLE SHELF UNIT			
Size D x W x H	Product No.	Wt. (lbs.)	Price Ea.	Product No.	Wt. (lbs.)	Price Ea.
24 x 48 x 78"	HSSL2-A-2448-PBD	531	\$1,223.28	HSSL3-A-2448-PBD	561	\$1,285.97
24 x 60 x 78"	HSSL2-A-2460-PBD	612	1,393.43	HSSL3-A-2460-PBD	649	1,465.07
30 x 48 x 78"	HSSL2-A-3048-PBD	593	1,339.70	HSSL3-A-3048-PBD	630	1,411.34
30 x 60 x 78"	HSSL2-A-3060-PBD	682	1,500.90	HSSL3-A-3060-PBD	728	1,581.49

All-Welded Storage Lockers

- Secure yet visible storage.

13 ga. expanded metal has small 3/8" x 1/2" diamond shaped openings. Doors have padlock hasp. Overall height is 78". Available with no center shelf or with removable shelf that adjusts on 3/2" centers from 12" to 60" H. above bottom deck. All-welded units shipped set up. FOB Shipping Point.



HSLN-2448
No Center Shelf



HSL1-A-2448
With 1 Adjustable
Center Shelf

ALL-WELDED STORAGE LOCKERS						
OPEN - NO SHELF			1 ADJUSTABLE CENTER SHELF			
Inside Dimensions W x D x H	Product No.	Wt. (lbs.)	Price Ea.	Product No.	Wt. (lbs.)	Price Ea.
48 x 24 x 72"	HSLN-2448	230	\$788.06	HSL1-A-2448	289	\$967.16
60 x 24 x 72"	HSLN-2460	258	904.48	HSL1-A-2460	323	1,074.63
48 x 30 x 72"	HSLN-3048	241	913.43	HSL1-A-3048	306	1,083.58
60 x 30 x 72"	HSLN-3060	276	958.21	HSL1-A-3060	348	1,155.22

Tool Storage Locker with Pegboard

- Organizing and storage made easy.

Efficiently organize your tools, supplies and equipment without clutter. The 16 ga. steel pegboard has holes on 1" centers. The 13 ga. steel mesh provides both visibility and security. Doors fully open 270° and feature a padlockable slide latch. Has one shelf located 19" above base. 72" interior height. (Pegs and bins not included). FOB Shipping Point.



HSL1-2448-PB

TOOL STORAGE LOCKER WITH PEGBOARD			
Product No.	Size D x W x H	Wt. (lbs.)	Price Ea.
HSL1-2448-PB	24 x 48 x 78"	295	\$1,146.27
HSL1-2460-PB	24 x 60 x 78"	339	1,200.00
HSL1-3048-PB	30 x 48 x 78"	312	1,208.96
HSL1-3060-PB	30 x 60 x 78"	364	1,307.46

Counter Height Bench Cabinets

- All welded 12 ga. construction.

The top work surface measures 24" x 48", is 41" high and is surrounded by retaining lip on three sides (except 1/4" Butcher Block Top models). Available in 3 standard work top surfaces. Keyed handle and 3 point latching mechanism. Fixed center shelf. Clearview doors provide ventilation and visibility. Heavy duty leg levelers adjust for up to 3" of additional height. FOB Shipping Point.



HMJ3-LL-2D-2448



HMBP3-LL-2D-2448
Steel Top with Clear View
Doors

COUNTER HEIGHT BENCH CABINETS						
Top Surface	SOLID DOORS			CLEAR VIEW DOORS		
	Product No.	Wt. (lbs.)	Price Ea.	Product No.	Wt. (lbs.)	Price Ea.
Steel	HMB3-LL-2D-2448	305	\$700.30	HMBP3-LL-2D-2448	294	\$737.91
Butcher Block	HMJ3-LL-2D-2448	355	897.31	HMJP3-LL-2D-2448	344	979.70
1/4" Hardboard	HMH3-LL-2D-2448	313	727.16	HMHP3-LL-2D-2448	302	809.55

12 ga. Storage Cabinet

- 2000 lbs. capacity.

Rugged 12 ga. all welded cabinet is designed for long term use in the most demanding environments. Secure 3 point latching system with keyed handle secures the doors at the top, center and bottom. 14 ga. shelves are adjustable in 3/2" increments. Door swing is 180° allowing complete access to the interior. Durable powder coated gray finish. FOB Shipping Point.



HSSL3-A-2448
With 3 Adjustable Shelves



12 GAUGE STORAGE CABINET						
2 SHELF UNIT			3 SHELF UNIT			
Size D x W x H	Product No.	Wt. (lbs.)	Price Ea.	Product No.	Wt. (lbs.)	Price Ea.
24 x 48 x 78"	HSSL2-A-2448	486	\$1,029.85	HSSL3-A-2448	516	\$1,092.54
24 x 60 x 78"	HSSL2-A-2460	567	1,200.00	HSSL3-A-2460	604	1,271.64
30 x 48 x 78"	HSSL2-A-3048	542	1,146.27	HSSL3-A-3048	579	1,217.91
30 x 60 x 78"	HSSL2-A-3060	631	1,307.46	HSSL3-A-3060	677	1,388.06

EDSAL STORAGE CABINETS



36" Wide

Extra Heavy-Duty Welded Cabinets

- Sturdy, all-welded 14 ga. steel construction with 14 ga. shelves stores the heaviest of loads.
- Doors open a full 180°.

Each shelf supports up to 1,800 lbs. of evenly distributed loads and are adjustable on 2" centers. Doors open 180° on heavy-duty 9 ga. welded leaf hinges with brass pins. Bolt holes in legs allow cabinet to be secured to the floor. Heavy-duty 3-point latching mechanism with malleable cast iron contoured handle is zinc plated for long lasting use. Accepts 3/4" dia. padlock (not included). Tough powder coat finish in Gray. FOB Shipping Point.



48" Wide Jumbo Storage Cabinet

36" Wide Standard Storage Cabinet

EXTRA HEAVY-DUTY WELDED CABINETS					
Product No.	Size W x D x H	Shelf Cap (lbs.)	Wt. (lbs.)	Price Ea.	
HEHD7836	36 x 24 x 78"	1800	383	\$1,055.31	
HEHD7848	48 x 24 x 78"	1600	480	1,155.26	
HEHD7860	60 x 24 x 78"	1500	526	1,255.03	

Heavy-Duty Vault Cabinets

- Features shelf capacities up to 1000 lbs.
- Heavy-duty 16 ga. all welded steel construction for long service.

Secure, strong storage of valuables. Shelves adjust on 4" centers, bottom is fixed. Sturdy doors are reinforced with full length piano hinge for ease of use. Includes locking handle with 3-point door latch system for security. Tough powder coat finish in Gray. FOB Shipping Point.



HEAVY-DUTY VAULT CABINETS				
Product No.	Size W x D x H	Adjustable Shelves (lbs.)	Price Ea.	
1000 LB. SHELF CAPACITY				
HVC1500G	36 x 18 x 42"	2 198	\$566.00	
HVC1501G	36 x 18 x 60"	3 240	679.21	
HVC1502G	36 x 18 x 72"	4 281	793.71	
HVC1503G	36 x 18 x 84"	4 309	852.27	
900 LB. SHELF CAPACITY				
HVC1504G	36 x 24 x 84"	4 352	917.30	
800 LB. SHELF CAPACITY				
HVC1505G	48 x 24 x 84"	4 409	1,181.47	

Storage Cabinets

- Fully assembled cabinets available in 36" or 48" wide.
- Strong and durable cabinets are made of quality gauge steel.

Choose commercial grade for light to medium duty or industrial grade for heavy-duty storage. Welded door frames ensures long-lasting alignment. Locking doors have concealed pin type hinges for a clean look. Feature 3-point locking mechanism for secure storage. Includes 4 shelves adjustable on 2" centers and 1 fixed bottom shelf. Tough powder coat finish available in Gray, Tan or Black -- please specify. Available in Set-Up or Unassembled FOB Shipping Point.

Description	Size W x D x H	Wt. (lbs.)	SET-UP		UNASSEMBLED	
			Product No.	Price Ea.	Product No.	Price Ea.
Counter Height Standard	36 x 18 x 42"	75	H7009	\$259.67	H7001	\$217.34
Standard	36 x 18 x 72"	110	H7007	331.63	H7000	278.66
Standard	36 x 24 x 72"	130	H7008	394.41	H7005	331.61
INDUSTRIAL QUALITY						
Counter Height	36 x 18 x 42"	90	H3006SU	314.40	H3006	263.91
Counter Height	36 x 24 x 42"	102	H3007SU	352.23	H3007	295.66
Standard	36 x 18 x 78"	135	H3008	433.10	H3000	364.10
Standard	36 x 24 x 78"	161	H3009	482.83	H3001	405.97
Jumbo	48 x 18 x 78"	196	H4001SU	560.76	H4001	470.69
Jumbo	48 x 24 x 78"	215	H4000SU	620.97	H4000	521.23
Combination	36 x 18 x 78"	159	H3004SU	481.53	H3004	481.53
Combination	36 x 24 x 78"	187	H3005SU	536.81	H3005	450.59



HBC6200G

Bin Storage Cabinets

- Fully assembled cabinets available in 38" or 48" extra wide.
- The perfect solution for securing and organizing parts, equipment and other valuable inventory items.

Made of rugged 16 ga. all welded steel construction for durable service. Inside shelves have load capacities of 800 lbs. (for 38"W.) and 700 lbs. (for 48"W.), evenly distributed on 4" centers. 4"D. pocket doors with heavy-duty hinges on 270° and accommodate bins and/or 30 lb. capacity shelves. Complete with padlock hasp (padlock not included), leveling feet, bins and/or shelves. Tough powder coat finish in Gray. Heavy-duty removable plastic bins in Yellow. FOB Shipping Point.

Sizes...

38"W. inside shelf size is 2"H. x 37½"W. x 18"D.; door shelf size is ¾"H. x 18½"W. x 3¾"D.

48"W. inside shelf size is 2"H. x 47½"W. x 18"D.; door shelf size is ¾"H. x 23¾"W. x 3¾"D.

Product No.	No. Bins	38" WIDE CABINETS		Adjustable Shelves	Wt. (lbs.)	Price Ea.
		Bin Size W x D x H				
HBC6200G	48	4½ x 5½ x 3"	None	4 Interior	399	\$1,608.73
	48	4½ x 7½ x 3"				
	18	5½ x 10½ x 5"				
	12	8¼ x 14¼ x 7"				
	6	16½ x 14¼ x 7"				
	None					
HBC6201G	None			4 Interior	306	1,176.64
2 DOOR						
HBC6202G	96	4½ x 5½ x 3"		4 Interior	374	1,335.97
HBC6203G	48	4½ x 7½ x 3"		2 Interior	358	1,415.91
	16	8¼ x 14¼ x 7"		6 Door		
48" WIDE CABINETS						
HBC4801G	64	4½ x 5½ x 3"	None	4 Interior	530	\$2,031.71
	64	4½ x 7½ x 3"				
	24	5½ x 10½ x 5"				
	18	8¼ x 14¼ x 7"				
	6	16½ x 14¼ x 7"				
HBC4802G	None			4 Interior	428	1,461.20
2 DOOR						
HBC4803G	128	4½ x 5½ x 3"		4 Interior	496	1,677.51
HBC4804G	64	4½ x 7½ x 3"		2 Interior	451	1,767.50
	20	8¼ x 14¼ x 7"		6 Door		



HBC6201G



HBC6202G



HBC6203G

STORAGE SYSTEMS

Set-Up Stylish Lockers

- All-steel construction for durability and strength.
- Attractive styling that fits into any office environment – yet rugged enough for factory use.

All set-up and ready to use – just remove the carton. Can be used individually or bolted together in groups. Built in padlock hasps for security. Full height piano hinges for years of use. Single locker is furnished with 2 coat hooks and hat shelf. Doors are 18 ga., housing and top is 22 ga. and bottom is 20 ga. Light Gray in color. FOB Shipping Point.

Visual Locker: Excellent locker when visibility, ventilation and security are important. Same heavy duty construction as standard lockers with 16 ga. expanded metal door fronts. Light Gray in color. FOB Shipping Point.

Product No.	No. Comp.	Compartment Size W x D x H	Overall Size W x D x H	Wt. (lbs.)	Price Ea.
H2860-1	1	Full Size	12¼ x 18 x 60"	56	\$137.14
H2860-4	4	12 x 18 x 14"	12¼ x 18 x 60"	60	172.06
H2872-1	1	Full Size	12¼ x 18 x 72"	65	162.08
H2872-2	2	12 x 18 x 34"	12¼ x 18 x 72"	66	184.53
H2872-6	6	12 x 18 x 11"	12¼ x 18 x 72"	76	229.90

VISUAL LOCKER

H2872-6M 6 12 x 18 x 11" 12¼ x 18 x 72" 76 \$319.84
 HCRK24 Optional Coat Rod Kit for use with the H2872-6 and H2872-6M lockers. Provides two 24" coat rods, Wt. 5 (lbs.) Price Ea. \$26.16.



H2872-6M
Shown with Optional Coat Rod Kit

Mobile COMPUTER CABINET



- Both keyboard tray and printer shelf are equipped with heavy-duty pull out slides.
- File drawer with full extension drawer slides will accommodate hanging files.
- Shipped set-up and ready to use.

Rugged construction ensures durable use. Pan reinforced doors with full height piano hinges. Two shelves adjustable on 2" centers. Two handles with 3 point locking. Includes 3" dia. hole in back of cabinet for cords and ventilation. Rolls on heavy duty 5" swivel casters with brakes. Measures 36"W. x 24"D. x 72"H. -- 78"H. with casters. Available in Light Gray, Champagne, Black or Blue -- please specify. FOB Shipping Point.
 H272-MCC Wt. 240 (lbs.)
 Price Ea. \$580.48



Modular Laptop Storage Lockers

- Heavy duty, all welded construction.
- Optional 6" high base for floor storage.

Made for security and convenience, our laptop storage locker offers security for your laptop or valuables. Each compartment can easily hold a laptop, tablets, other electronic devices, or any other valuables. Vented on sides, top, bottom and rear for ample ventilation. Large grommeted holes for charging cords and network cables. Units are sold individually and can be stacked securely and/or connected laterally. Individual units can be mounted to work surfaces or walls, both horizontally and upright. Front access door has piano hinge with an ergonomic flush pull. Cylinder lock is supplied with two keys. Finished in a durable, textured black powder coat. FOB Shipping Point.



Shown with Optional Base

Product No.	Description	Size W x D x H	Wt. (lbs.)	Price Ea.
HMLB-182005	Laptop Unit	18 x 20 x 5"	17	\$74.73
HMLB-182006	Laptop Base	18 x 20 x 6"	9	40.00

Laptop Storage Cart

- Mobile storage for 24 laptops and 48 tablets.
- Heavy duty all welded construction, set up ready to use.

Expanded metal 16 ga. doors provide excellent security, visibility and ventilation when storing or charging. Has a three point locking device. There are 6-3" holes in rear to run power cords. Rubber mat on top with 2 push handles. Moves easily on 5" casters, 2 rigid and 2 swivel with brakes. Measures 36"W. x 24"D. x 48"H. Optional outlet strip with 8 outlets, lighted on/off switch, resettable circuit breaker and 6' cord. FOB Shipping Point.

H242-LTE Wt. 227 (lbs.) Price Ea. \$586.05

HUE800SB Optional Outlet Strip, Wt. 4 (lbs.) Price Ea. \$88.71



H242-LTE



H242-LTE Back View
Shown with 3 Optional Outlet Strips

STURDY STORAGE CABINETS



Set up Storage Cabinets

- Built for superior performance and use.
- All set-up and ready to use.

These rugged and durable cabinets are extra tough and smart looking. Features full height piano hinges. Shelves adjust on 2" centers. Full 1" thick pan reinforced doors. Ledge cornice top. Three point locking device with plated locking bars. Includes two handles on double door cabinets. Includes heavy duty carton and skid. Available in Blue, Lt. Gray, Champagne or Black – please specify. FOB Shipping Point.



HEAVY DUTY STORAGE CABINETS				
Shelf capacity 400 lbs. evenly distributed.				
Product No.	Size W x D x H	No. Openings	Wt. (lbs.)	Price Ea.
H217-S*	24 x 18 x 78"	5	155	\$271.00
H227-S*	24 x 24 x 78"	5	185	296.20
H317-S	36 x 18 x 78"	5	192	401.29
H327-S	36 x 24 x 78"	5	220	442.67
H427-S	48 x 24 x 78"	5	290	558.30
WARDROBE CABINET				
With hat shelf, coat rod and 2 hooks.				
H217-W*	24 x 18 x 78"		148	\$255.45
H227-W*	24 x 24 x 78"		160	274.34
H317-W	36 x 18 x 78"		170	373.28
H327-W	36 x 24 x 78"		185	402.96
H427-W	48 x 24 x 78"		230	511.67
COMBINATION CABINETS				
With hat shelf, 3 adjustable shelves, dividing partition, coat rod and 2 hooks.				
H217-C*	24 x 18 x 78"		160	\$308.02
H227-C*	24 x 24 x 78"		190	334.74
H317-C	36 x 18 x 78"		195	443.34
H327-C	36 x 24 x 78"		220	489.34
H427-C	48 x 24 x 78"		273	604.95

*Single Door Cabinets. All others double door.

STANDARD STORAGE CABINETS				
Shelf capacity 200 lbs. evenly distributed.				
Product No.	Size W x D x H	No. Openings	Wt. (lbs.)	Price Ea.
H142-S	36 x 18 x 42"	3	80	\$236.93
H242-S	36 x 24 x 42"	3	100	273.58
H172-S	36 x 18 x 72"	5	145	281.01
H272-S	36 x 24 x 72"	5	165	358.13
H178-S	36 x 18 x 78"	5	155	324.59
H278-S	36 x 24 x 78"	5	175	384.38
WARDROBE CABINET				
With hat shelf, coat rod and 2 hooks.				
H172-W	36 x 18 x 72"		130	\$272.22
H272-W	36 x 24 x 72"		150	355.04
H178-W	36 x 18 x 78"		140	321.65
H278-W	36 x 24 x 78"		160	380.90
COMBINATION CABINETS				
With hat shelf, 3 adjustable shelves, dividing partition, coat rod and 2 hooks.				
H172-C	36 x 18 x 72"		145	\$316.29
H272-C	36 x 24 x 72"		165	425.16
H178-C	36 x 18 x 78"		165	379.12
H278-C	36 x 24 x 78"		175	456.95

XHD Extra Heavy Duty Storage Cabinets

- Cabinets are rugged all welded construction made from 14 and 16 ga. Steel.
- Available in 4 sizes.

The toughest cabinet built! Designed for extra heavy and extra rough use. Galvanized shelves for a long lasting durable finish – scratch, oil and chemical resistant.



800 lb. shelf capacity. Finish is high visible precaution blue which is an electrostatically applied powder coated finish. Optional fork lift base allows ease in moving loaded cabinets. Fork lift base adds 4" to height of cabinet. Includes heavy duty carton and skid. FOB Shipping Point.

Product No.	Size W x D x H	Wt. (lbs.)	Price Ea.
HXHD-3142	36 x 18 x 42"	187	\$461.59
HXHD-3242	36 x 24 x 42"	218	509.97
HXHD-3178	36 x 18 x 78"	278	695.05
HXHD-3278	36 x 24 x 78"	370	779.30

HXHD-FB18 18" Fork Lift Base Wt. 31 Price Ea. \$93.62
HXHD-FB24 24" Fork Lift Base Wt. 38 Price Ea. \$100.31


Heavy-Duty Visual Storage Cabinets

- Excellent cabinet when security, visibility and ventilation are important.
- All units are shipped set-up & and ready to use.

Features expanded metal door fronts for quick content identification and air circulation. Doors are 16 ga. with full height piano hinge. Shelves are 18 ga. with 400 lb. capacity each – adjustable on 2" centers. 3 point locking device with plated locking bars. Includes 2 handles with keys – 1 locking, 1 fixed. Durable Light Gray and Blue powder coat finish -- please specify. FOB Shipping Point.

H3172-SED 36"W. x 18"D. x 72"H. Wt. 178 (lbs.)
Price Ea. \$508.46

H3272-SED 36"W. x 24"D. x 72"H. Wt. 202 (lbs.)
Price Ea. \$550.84



Visual Storage Cabinets

- The perfect cabinet when security and visibility are necessary.
- Shipped set-up and ready to use.

Sturdy doors are made of 16 ga. steel with full height piano hinges and shatterproof acrylic panels. Shelves adjust on 2" centers. Strong 200 lb. shelf capacity. Ledge cornice top. Features 3 point locking device with plated locking bars. Two handles provided -- 1 locking, 1 fixed and furnished with 2 keys. Durable powder coat finish. Available in Light Gray and Champagne -- please specify. FOB Shipping Point.

H172-SGD 36"W. x 18"D. x 72"H. Wt. 168 (lbs.)
Price Ea. \$400.42

H272-SGD 36"W. x 24"D. x 72"H. Wt. 188 (lbs.)
Price Ea. \$463.82



CABINETS



Hallowell 800 Series Heavy-Gauge KD Cabinets

- All-welded door frame assembly.
- Corner Foot Gussets provide added rigidity and stability.

Provides maximum protection for tools, dies, delicate instruments, supplies, and personal belongings. Has a neat and attractive appearance and is designed to meet governments requirements. Cabinet is fabricated from heavy gauge steel for appearance and durability. All metal parts are precision engineered. No bolt heads show in front or on side panels. Positive three-point locking (top, center and bottom) and theft resistant hinges for added security. Chrome plated locking handle has built in grooved key cylinder lock. Shelves easily adjust up or down in 2" increments. Triple flanged front for added strength (300 lb. capacity.) Doors swing out quietly a full 180° and are "HAT" section reinforced. Cabinets have a 2 year warranty. Standard colors are Parchment or Midnight Ebony -- please specify. Order your cabinets in our specially formulated Antimicrobial powder coat finish that protects against bacteria, mold, yeast and mildew for up to 20 years. Color is Platinum. FOB Shipping Point.



Storage Cabinet



Wardrobe Cabinet



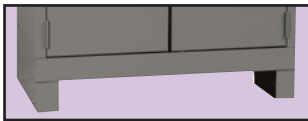
Combination Cabinet

PARCHMENT AND MIDNIGHT EBONY* - 800 SERIES CABINETS					
Size W x D x H	Wt. (lbs.)	UNASSEMBLED		ASSEMBLED	
		Product (No.)	Price Ea.	Product No.	Price Ea.
STORAGE CABINET - INCLUDES 4 ADJUSTABLE SHELVES					
36 x 18 x 78"	131	H815S18	\$303.81	H815S18A	\$379.76
36 x 24 x 78"	155	H815S24	336.25	H815S24A	420.32
WARDROBE CABINET - INCLUDES 1 SHELF AND COAT ROD					
36 x 18 x 78"	119	H835W18	265.81	H835W18A	332.25
36 x 24 x 78"	131	H835W24	285.69	H835W24A	357.12
COMBINATION CABINET - INCLUDES 1 FULL-WIDTH SHELF, CENTER DIVIDER, 3 HALF SHELVES AND COAT ROD					
36 x 18 x 78"	148	H855C18	322.27	H855C18A	402.83
36 x 24 x 78"	168	H855C24	347.51	H855C24A	434.37

PLATINUM - ANTIMICROBIAL - 800 SERIES CABINETS					
Size W x D x H	Wt. (lbs.)	UNASSEMBLED		ASSEMBLED	
		Product No.	Price Ea.	Product No.	Price Ea.
STORAGE CABINET - INCLUDES 4 ADJUSTABLE SHELVES					
36 x 18 x 78"	131	H815S18PL-AM	\$394.96	H815S18A-PL-AM	\$493.69
36 x 24 x 78"	155	H815S24PL-AM	437.12	H815S24A-PL-AM	546.41
WARDROBE CABINET - INCLUDES 1 SHELF AND COAT ROD					
36 x 18 x 78"	119	H835W18PL-AM	345.55	H835W18A-PL-AM	431.92
36 x 24 x 78"	131	H835W24PL-AM	371.40	H835W24A-PL-AM	464.24
COMBINATION CABINET - INCLUDES 1 FULL-WIDTH SHELF, CENTER DIVIDER, 3 HALF SHELVES AND COAT ROD					
36 x 18 x 78"	148	H855C18PL-AM	418.93	H855C18A-PL-AM	523.67
36 x 24 x 78"	168	H855C24PL-AM	451.76	H855C24A-PL-AM	564.69

*For Parchment add (PT) to Product No. For Midnight Ebony add (ME) to Product No.

Hallowell DURATOUGH™ ALL-WELDED CLASSIC & GALVANNEAL CABINETS



OPTIONAL LEG KIT

- Fabricated from Galvanneal corrosion resistant steel.
- Can be bolted to all DuraTough cabinets.
- Places cabinet bottom above finished floor.
- Allows cabinets to be moved with a forklift.
- Order to match cabinet depth.

Available in Heavy-Duty and Extra Heavy-Duty models for both our Classic and Galvanite™ corrosion resistant series. Heavy-Duty cabinets are fabricated from 16 gauge sheet steel. Extra Heavy-Duty cabinets are fabricated from 14 gauge steel which is 25% thicker than 16 gauge providing maximum durability. Classic Series cabinets are fabricated from cold rolled sheet steel and are designed for use in non-corrosive environments. Galvanite™ series cabinets are fabricated from galvanneal sheet steel providing protection against high-humidity and moist environments. FOB Shipping Point.

Features:

- All-welded construction, double door design.
- Solid doors are reinforced with 18 gauge full-height door stiffener providing a rigid torque-free door.
- 3-point turn handle locking and heavy-duty 13 gauge 7-knuckle 3/2" hinges.
- Back is welded to cabinet top, bottom and sides.
- Shelves are formed to provide maximum capacity and are adjustable on 3" centers.
- Optional leg kits are available and can be bolted to all DuraTough cabinets.
- Color: Charcoal.



Size W x D x H	No. Shelves	CLASSIC SERIES HEAVY-DUTY		CLASSIC SERIES EXTRA HEAVY-DUTY		GALVANITE™ SERIES HEAVY-DUTY		GALVANITE™ SERIES EXTRA HEAVY-DUTY		
		Product No.	Wt. (lbs.)	Price Ea.	Product No.	Wt. (lbs.)	Price Ea.	Product No.	Wt. (lbs.)	Price Ea.
STORAGE CABINETS										
36 x 21 x 42"	2	HW6SC6142-2CL	184	\$594.31	HW4SC6142-2CL	230	\$713.17	HWG6SC6142-2CL	184	\$742.87
36 x 21 x 60"	3	HW6SC6160-3CL	240	693.37	HW4SC6160-3CL	300	832.03	HWG6SC6160-3CL	240	866.69
36 x 21 x 78"	4	HW6SC6178-4CL	296	742.87	HW4SC6178-4CL	370	891.45	HWG6SC6178-4CL	296	928.59
36 x 24 x 78"	4	HW6SC6478-4CL	324	767.64	HW4SC6478-4CL	405	921.16	HWG6SC6478-4CL	324	959.53
48 x 24 x 60"	3	HW6SC8460-3CL	326	792.40	HW4SC8460-3CL	407	950.88	HWG6SC8460-3CL	326	990.51
48 x 24 x 78"	4	HW6SC8478-4CL	376	841.92	HW4SC8478-4CL	470	1,010.31	HWG6SC8478-4CL	376	1,052.39
60 x 24 x 78"	4	HW6SC0478-4CL	420	916.21	HW4SC0478-4CL	525	1,099.45	HWG6SC0478-4CL	420	1,145.25
COMBINATION CABINETS-INCLUDES (1) FULL - WIDTH SHELF, CENTER PARTITION AND (3) PARTIAL WIDTH SHELVES										
36 x 24 x 78"	4	HW6CC6478-4CL	320	\$841.92	HW4CC6478-4CL	400	\$1,010.31	HWG6CC6478-4CL	320	\$1,052.39
48 x 24 x 78"	4	HW6CC8478-4CL	340	916.21	HW4CC8478-4CL	425	1,099.45	HWG6CC8478-4CL	340	1,145.25
60 x 24 x 78"	4	HW6CC0478-4CL	378	990.51	HW4CC0478-4CL	473	1,188.59	HWG6CC0478-4CL	378	1,238.12
ADDITIONAL SHELVES-FOR USE IN STORAGE CABINETS										
36 x 21"	-	HW6SCS61CL	16	\$34.89	HW4SCS61CL	20	\$41.88	HWG6SCS61CL	16	\$43.61
36 x 24"	-	HW6SCS64CL	19	39.48	HW4SCS64CL	24	47.39	HWG6SCS64CL	19	49.35
48 x 24"	-	HW6SCS84CL	24	44.99	HW4SCS84CL	30	53.97	HWG6SCS84CL	24	56.23
LEG KITS-ORDER MATCHING CABINET DEPTH. FITS ALL CABINET SERIES										
4 x 21 x 4"	-	HWC4LK-1G-CL	15	\$121.87						
4 x 24 x 4"	-	HWC4LK-4G-CL	15	126.64						

STORAGE CABINETS

Pucel
Enterprises, Inc.

Extra Heavy Duty Storage Cabinets

• **Models include drawer units to optimize storage capacity.**

These extra heavy duty storage cabinets offer maximum strength and construction with their all welded design. They are made with a 12 gauge steel body along with a 14 gauge reinforced base. Each storage cabinet comes with 1 fixed shelf and 2 adjustable shelves that adjust at 4" increments. These shelves have a 1,500 lb. capacity and the drawers have a 250 lb. capacity. Each drawer opens with a telescoping, full extension, ball bearing slide and each cabinet includes a keyed handle with a 3-point locking system and 10 gauge, 6" high legs. Units are forklift accessible. FOB Shipping Point.

EXTRA HEAVY-DUTY STORAGE CABINETS					
Product No.	No. Drawers/Shelves	Size W x H x D	Wt. (lbs.)	Price Ea.	
HHDC-3672-24-3D	3/1 Fixed, 2 Adj.	36 x 78 x 24"	510	\$1,189.59	
HHDC-4872-24-6D	6/1 Fixed, 2 Adj.	48 x 78 x 24"	605	1,577.28	
HHDC-6072-24-9D	9/1 Fixed, 2 Adj.	60 x 78 x 24"	710	1,829.91	

COLOR CHART

13 Colors available at NO additional cost.

Gray, Dark Green, Vista Green, Dark Brown, Beige, Dark Blue, Light Blue, Orange, Red, Putty, Black, White, and Yellow – please specify.

Custom Colors: Available at an additional cost. Custom Design: All items can be modified to suit your needs. Call for information.

Delivery is not affected by color choice.



HWSC-3672-24

HWSC-3672-24-3D

Extra Heavy Duty Wardrobe Storage Cabinets

These extra heavy duty wardrobe storage cabinets feature all welded, heavy duty construction. All units include a keyed handle, top shelf, coat rod and 6" high legs. The (-3D) units are equipped with three drawers and three half fixed shelves. Each drawer opens with a telescoping, full extension, ball bearing slide. Drawers have a 250 lb. capacity. The HWSC-3672-24 includes five half shelves. FOB Shipping Point.

EXTRA HEAVY-DUTY WARDROBE STORAGE CABINETS					
Product No.	No. Drawers/Shelves	Size W x H x D	Wt. (lbs.)	Price Ea.	
HWSC-3672-24	0/5 Fixed	36 x 78 x 24"	290	\$743.26	
HWSC-3672-24-3D	3/3 Fixed	36 x 78 x 24"	419	999.24	
HWSC-4872-24-3D	3/3 Fixed	48 x 78 x 24"	460	1,093.00	
HWSC-6072-24-3D	3/3 Fixed	60 x 78 x 24"	501	1,184.46	



HHDC-2442-L

HHDC-2442-D

HHDC-2442-PD

Extra Heavy Duty Counter Height Storage Cabinets

These extra heavy duty, all welded storage cabinets come equipped with a padlock hasp, keyed handle and 6" high legs. All units feature a 12 gauge top, bottom and doors. Options include a perforated door and a drawer unit. Suffix (-P) denotes perforated door, (-D) denotes drawer unit and (-PD) denotes perforated door and drawer unit. FOB Shipping Point.

EXTRA HEAVY-DUTY COUNTER HEIGHT STORAGE CABINETS					
Product No.	No. Drawers/Shelves	Size W x H x D	Wt. (lbs.)	Price Ea.	
HHDC-2442-L	0/2	24 x 48 x 19"	128	\$288.69	
HHDC-2442-P (perforated door)	0/2	24 x 48 x 19"	115	295.09	
HHDC-2442-D (drawer unit)	1/1	24 x 48 x 19"	145	327.65	
HHDC-2442-PD (perf. door & drawer)	1/1	24 x 48 x 19"	130	343.65	

STORAGE CABINETS & BIN CABINETS



Super Extra Heavy Duty Cabinets

- Built for heavy load capacities.
- Perfect for storage of unusually heavy items.

Superior 12 ga. steel construction supports loads up to 2000 lbs. evenly distributed. Shelves adjust on 4" centers. Durable handle with padlock tab combined with locking rod assembly provides maximum security. Cabinet includes 6" legs. Includes X-treme Duty welded hinges. FOB Shipping Point.



HSXHDSC-3672-24-4



HSXHDSC-3672-24-3-D

Product No.	Size W x H x D	Overall Height	Shelves	Wt. (lbs.)	Price Ea.
HSXHDSC-3648-24-2	36 x 48 x 24"	54"	2	339	\$656.00
HSXHDSC-3660-24-3	36 x 60 x 24"	55"	3	391	741.14
HSXHDSC-3672-24-4	36 x 72 x 24"	78"	4	460	877.51
HSXHDSC-3624-SHELF Extra Shelf for above. Wt. 25 (lbs.) Price Ea. \$57.43					
HSXHDSC-3672-20-4	36 x 72 x 20"	78"	4	419	795.79
HSXHDSC-3619-SHELF Extra Shelf for above. Wt. 20 (lbs.) Price Ea. \$46.18					
HSXHDSC-4860-24-3	48 x 60 x 24"	66"	3	473	892.72
HSXHDSC-4872-24-4	48 x 72 x 24"	78"	3	558	1,056.94
HSXHDSC-4824-SHELF Extra Shelf for above. Wt. 30 (lbs.) Price Ea. \$65.37					
HSXHDSC-6060-24-3	60 x 60 x 24"	66"	3	580	1,026.96
HSXHDSC-6072-24-4	60 x 72 x 24"	78"	4	686	1,220.29
HSXHDSC-6014-SHELF Extra Shelf for above. Wt. 35 (lbs.) Price Ea. \$74.42					
HSXHDSC-7260-24-3	72 x 60 x 24"	66"	3	694	1,210.47
HSXHDSC-7272-24-4	72 x 72 x 24"	78"	4	734	1,280.39
HSXHDSC-7224-SHELF Extra Shelf for above. Wt. 42 (lbs.) Price Ea. \$88.41					
HSXHDSC-3672-24-3-D*	36 x 72 x 24"	78"	3	636	1,124.39
HSXHDSC-3624-SHELF Extra Shelf for above. Wt. 25 (lbs.) Price Ea. \$57.43					
*Includes 3 Drawers - heavy duty, mounted on ball bearing slides. Drawers measures 32"W x 27"D x 6"H. Optional Cylinder Locks for Drawers Available. Price Ea. \$12.22					

COLOR CHART

13 Colors available at NO additional cost. Gray, Dark Green, Vista Green, Dark Brown, Beige, Dark Blue, Light Blue, Orange, Red, Putty, Black, White, and Yellow - please specify. Delivery is not affected by color choice. Custom Colors available at additional cost. Custom Design...All items can be modified to suit your needs. Call for information.

Heavy Duty Bi-Fold Door Cabinets

- All welded heavy duty construction.

These Bi-Fold Door Cabinets in stainless steel or powder coat finish feature all welded, heavy duty construction and include a 3-point locking mechanism with a built-in cylinder lock and 2 keys. Standard units and suffix (-SS) units include 3 adjustable and 1 fixed shelf. Suffix (-SS) denotes stainless steel construction. Suffix (-B) come equipped with 16 each 14 x 8 x 7" and 8 each 14 x 16 x 7" storage bins and include 1 fixed shelf. Options include: Extra shelves, louvered bin panels and bins. Use suffix (-L) for optional 6"H legs. FOB Shipping Point.

HEAVY-DUTY BI-FOLD DOOR CABINETS

Product No.	No. Shelves/Bins	Size W x H x D	Wt. (lbs.)	Price Ea.
HBDSC-3678-18-4	1 Fixed, 3 Adj. Shelves/No Bins	36 x 78 x 18"	215	\$590.06
HBDSC-3678-24-4	1 Fixed, 3 Adj. Shelves/No Bins	36 x 78 x 24"	250	654.00
HBDSC-3678-18-B	1 Fixed Shelf/24 Bins	36 x 78 x 18"	225	920.97
HBDSC-3678-24-B	1 Fixed Shelf/24 Bins	36 x 78 x 24"	260	970.78
HBDSC-SS-3678-18-4	1 Fixed, 3 Adj. Shelves/No Bins	36 x 78 x 18"	265	1,707.66
HBDSC-SS-3678-24-4	1 Fixed, 3 Adj. Shelves/No Bins	36 x 78 x 24"	305	1,949.19
HBDSC-SS-3678-18-B	1 Fixed Shelf/24 Bins	36 x 78 x 18"	297	1,900.89
HBDSC-SS-3678-24-B	1 Fixed Shelf/24 Bins	36 x 78 x 24"	337	2,142.41
OPTIONS				
HBD-18 Shelf	Extra Shelf	36"D x 18"W	10	\$29.43
HBD-24 Shelf	Extra Shelf	36"D x 24"W	24	37.54
HBD-SS-18 Shelf	Extra Shelf - Stainless	36"D x 18"W	13	78.49
HBD-SS-24 Shelf	Extra Shelf - Stainless	36"D x 24"W	17	102.65
ADD 6"H Legs (-L)	Optional 6"H Legs	Add 6" to Height	4	50.07



HBDSC-SS-3678-18-B
Stainless Steel



HBDSC-SS-3678-18-B
Shown with Optional
6"H Legs
Stainless Steel



HBDSC-3678-18-4
Powder Coat




HBDSC-3678-18-B
Powder Coat

Bin Storage Cabinets

- Cabinets feature removable bin boxes with a front label folder for easy parts identification.
- Tough cabinets made of all-welded 14 ga. steel.

Heavy duty cabinets feature flush doors for handsome good looks. Ideal for factory or office use. Swing doors equipped with 3 point locking mechanism for extra security. Includes locking chrome handle. FOB Shipping Point.



Style A Bin Storage Cabinet

Includes bin boxes on inside of cabinet and in door of cabinet.



Style B Bin Storage Cabinet

Bins on both doors, 4 adjustable shelves within.



Style C Bin Storage Cabinet

Bins in both doors and lower half of cabinet. 2 adjustable shelves and 6 door shelves.

Style No.	Product No.	BIN STORAGE CABINETS							Size W x D x H	Wt. (lbs.)	Price Ea.		
		Bin Quantity PB1 PB2 PB3 PB4 PB5 PB6 PB7	No. Shelves Cabinet Door										
A	HDBC36-00-132	48	48	18	12	6	-	-	-	36 x 24 x 72"	316	\$1,005.41	
A	HDBC48-00-171	64	64	24	13	6	-	-	-	48 x 24 x 78"	525	1,392.81	
A	HDBC60-00-227	80	90	30	18	9	-	-	-	60 x 24 x 84"	613	1,817.88	
B	HDBC36-40-96	48	48	-	-	-	-	-	4	36 x 24 x 72"	351	1,035.51	
B	HDBC48-40-128	64	64	-	-	-	-	-	4	48 x 24 x 78"	527	1,438.75	
B	HDBC60-40-170	80	90	-	-	-	-	-	4	60 x 24 x 84"	656	1,826.78	
C	HDBC36-26-64	-	48	-	-	16	-	-	2	6	36 x 24 x 72"	345	1,010.72
C	HDBC48-26-84	-	64	-	-	20	-	-	2	6	48 x 24 x 78"	514	1,390.00
C	HDBC60-26-185	80	90	-	-	6	9	-	2	6	60 x 24 x 84"	650	1,824.20

BIN SIZE		
Bin Product No.	Size W x D x H	
PB1	5 x 4 x 3"	
PB2	7 x 4 x 3"	
PB3	11 x 6 x 5"	
PB4	10 x 8 x 7"	
PB5	15 x 8 x 7"	
PB6	15 x 16 x 7"	
PB7	18 x 11 x 10"	

Bins available in Yellow, Blue or Red -- please specify

EXTRA SHELVES			
Product No.	Shelf Width	Wt. (lbs.)	Price Ea.
HDBC-Shelf-36	36"	20	\$53.20
HDBC-Shelf-48	48"	25	65.04
HDBC-Shelf-60	60"	30	76.35
DOOR SHELF			
HDBC-Doorshef	3		11.33

A

A-Frame Trucks 41, 209, 222, 227, 233, 517

Acoustic,
Foam 289
Screens 289

Aerosol Can Disposal 303

Aerosol Can Storage 237

Air Chain Hoist 398

Air Compressors 46

Air Curtains 435

Air Fans 436-438

Air Hoists 392, 404

Aircraft Chocks 425

Aisle Marking Tape 310

Aisle Trucks Narrow 234

Alarms, Back Up 431

Aluminum Extrusions 462-463

Anti-Fatigue Matting 472-473, 480-482, 484-485, 487

Appliance Trucks 191, 197

Attachment Pumps 256-259

B

Back Supports 307

Back Up Alarms 431

Bags,
Bubble Out 312
Poly 318-319
Poly Foam 312
Protective 312, 324
Shipping 324
Trash 319
Zip-Lock 318

Balance, Weighing 330-331

Balancers, Tool 28, 52

Ball Transfer,
Platform 376
Rails 409
Table 413

Bar Code Label Kit 93

Bar,
Lever 337
Pry 337
Racks 109, 112-113
Trucks 216

Barrel,
Carts 277
Handling Equipment 248-249, 251, 253-259, 261, 263-272, 274-277
Storage 248
Transporters 268-270

Barricades, Safety 451

Barriers,
Chain 449
Custom Sign 448
Stanchion 449
Wall 439-440, 442, 446-447, 450-451, 460-461
Welding 288

Baskets,
Hand 199
Stacking 102, 117-118, 340

Beam Clamps 400, 405

Beams, Spreader 387

Belt Conveyors 414

Bench Safety Cans 302

Bench,
Locker Room 40, 512
Mobile 18, 41

Benchtops 12, 15, 21

Bins,
Boxes 132, 134, 137, 139-140, 142, 145-148, 150-151, 153-154, 156-157, 160, 164, 313
Cabinets 140, 145, 152, 157, 161, 219, 516, 519-523, 525, 529

Carts 69, 116, 118, 125, 233, 235, 517

Clear-View 138, 147

Corrugated 313

Dividers 132-133, 135, 137, 160, 164

Drawers 150, 160

Hook-On 117, 164

Hopper 142

Labels 95

Mobile 69, 142, 233, 517

Racks 133-135, 145, 149, 153, 161, 517

Recycled 150-151

Shelf 133, 135, 145, 149, 151, 153

Shelf Systems 33, 68-69, 119, 136, 145, 149, 153, 157, 516, 521, 525

Snap-On 151

Stacking 132, 139

Stands 140, 145, 517

Storage Systems 26, 33, 42, 117-119, 125, 133-136, 138-141, 145, 148-153, 156-157, 160-161, 166-167, 219, 227, 235, 517, 519-520, 522-523, 529, 534

Tip Out 140, 145

Turntable 26, 42

Blowers 437

Blue Print Storage 490-491

Body Sprays 286

Bollards 447, 450, 455

Boltless Shelving 76, 87-88

Bookcases 492

Bookfold Mailers 314

Booms,
Hydraulic Drum 276
Telescoping 387

Box Trucks 41, 179, 186-187, 233-234

Boxes,
Bin 132, 134, 137, 139-140, 142, 146-147, 151, 154, 156-157, 164, 177, 313
Corrugated 315
Divider 144, 146, 151, 159
Edge and Corner Protectors 322
Nesting 155, 165, 177
Plastic 143, 167, 177-178, 187
Record Storage 94
Shipping 314-315
Small Compartment 167
Stacking 143, 159, 165, 177
Tote 144, 146, 151, 154, 159
Various Types 178, 187

Bridge Cranes 396

Bubble Bags 312

Bubble Film,
Dispenser Pack 312
Rolls 312

Building Systems 469-470

Bulk,
Bins 181
Cage Trucks 124, 232
Carts 177, 181, 183
Containers 174, 176, 180
Hoppers 170-173, 181, 184
Racks 64, 76, 86-88, 90
Storage 465
Storage Racks 76, 86-88, 90
Tilt Trucks 181, 186
Trucks 181, 183
Tubs 186
Wire Storage Lockers 465

Bumper Post Sleeves 447

Bumpers, Dock 427

C

Cabinets,
Aerosol 166, 237
Bench 9-10, 130, 216, 528
Bi-fold 131
Bin 10, 26, 42, 140, 145, 149, 152, 157, 161, 215, 219-220, 516, 519-523, 525, 529
Bin and Shelf 157, 516, 521, 525
Bin Security 520
Blue Print 490
Cart 5, 10, 215, 220
Combination 513, 516, 518, 521, 525, 527, 531, 533
Computer 530
Custom Safety 292
Cylinder 292-293, 296
Drawer 5, 9, 26, 29-30, 34-35, 42, 130, 149, 166-167, 215, 218
Drum 291, 293, 298
Filing 492
Flammable Storage 290-291, 293-295, 298-301
Hazardous Materials 284, 290-292
Medication 125
Mesh Cylinder 292
Mobile 5, 9-10, 30-31, 214-216, 218, 220, 526, 530
Mobile Bench 5, 9-10, 30, 45, 219
Mobile Bin 140
Paint 292, 295
Paper Storage 490
Safety 284, 292, 294-295, 297-299, 524
Security 130, 215, 294, 517, 524, 528, 530
Shop 5, 215, 220
Shop Desk 37, 44
Small Parts 140, 145, 149, 166
Stackable 149
Stainless 130-131, 298
Storage 29, 34-35, 38, 131, 140, 149, 214-215, 218, 233, 237, 284, 292, 294-295, 297-300, 513, 515, 517-520, 522, 524-529, 531-534
Tool Storage 29-31, 34-35, 237, 528
Upright Roll Files 491
Utility 166
Wall 9, 16, 130, 237, 295, 530
Wardrobe 513, 515, 518, 527, 531, 533
Wire Safety 293
Work Bench 10, 14, 16, 38

Cable,
Bridges 420
Protector 432-433
Puller 399
Reels 47-48

Cafeteria Tables 493

Cage,
Carts 106, 108, 169
Trucks 124, 169, 223, 232

Cans,
Bench Safety 302
Cigarette 304
Liners 319
Liquid Waste 302
Plunger 302
Safety 302, 304

Cantilever,
Jibs 386, 388-389
Racks 101, 112-113

Car Stops 419

Cargo,
Bars 426
Slings 390-391

Tie Downs 391

Carousels, Pallet 325

Carrier Poles 340, 419

Carriers, Drum 249, 251, 253-255, 263-271, 274, 276

Cartons,
Corrugated 315
Sealing Tape 310
Shipping 314-315

Carts,
Bedside 125
Bin 116, 125, 235, 517
Bulk 177, 181, 187
Cabinet 5, 215, 220
Chip 177
Cylinder 296, 354
Drawer 216
Drum 274, 277
Dumping 183
Elevating 351, 375-376
Ergonomic 212
Industrial 222
Instrument 231
Ladder 236
Lift Table 351, 373, 375
Lifting 344, 351, 375
Maintenance 30
Mobile 105, 122-123, 128-129, 136, 183, 228, 234-235, 354, 375
Mobile Tool 31-32
Mobile Tub 140
Motorized 124, 354-355
Open Cage 169, 223
Order Picking 169, 231
Panel 222, 517
Pegboard 32, 218, 233
Picking 105, 236, 354
Platform 224, 351, 354-355, 375
Recycling 181, 187
Security 105-108, 118, 120-121, 124, 187
Service 105, 123, 136, 150, 183, 188, 195, 228-230, 234, 354
Shelf 105, 120-121, 123, 127-129, 136, 183, 216-217, 221, 228-229, 235, 354
Small Parts 517
Stacking Rack 111
Stainless 125, 313
Stock 105, 120-123, 127, 129, 131, 136, 183, 217, 219, 221, 226-229, 231, 236, 354
Supply 125
Table 234
Tub 27, 31-32, 222
Tray 116, 125, 127, 217, 221
Tub 125, 236
Upright Roll Files 491
Utility 105-107, 118, 123, 125, 127, 129, 131, 181, 183, 187, 199, 217, 219, 221, 225, 236, 354
Wire 106, 108, 120-121, 125

Casters 239-245

Casters Ladders 539

Caution Labels 317

Ceiling Fans 438

Chain Hoists 392, 398-405

Chairs 43, 54-62

Chemical Storage 184, 290-291, 293-294, 302

Chip & Waste Truck 171

Chocks,
Aircraft 425
Wheel 424-425, 428

Cigarette, Receptacles 304, 452

Clamps 400, 405

Clamps, Pipe-Structural 451

Colored Poly Tape 309

Colored Vinyl Tape 311

Column,
Guards 445, 455-456, 459
Protectors 446, 452, 455-456, 459

Combination, Cabinets 516, 521, 526

Combustible Storage Cabinets 292

Compressors 46

Computer, Cabinets 530

Conductive,
Container 163
Grid Container 144
Work Benches 8

Connectors,
Pipe 451
Splice On 451

Containers,
Bench Cans 302
Bin Box 132-135, 139-140, 145, 147, 154, 156-157, 177
Bulk 174, 176, 180
Collapsible 143, 163
Conductive 163
Conductive Grid 144
Divider 146
Dri-Pak 169
Forklift 102, 175, 180-182, 340
Grid 144
Hazardous Materials 302
Mesh 162
Mobile Bin Box Carts 150
Nesting 155, 158, 165, 168, 177
Pallet 175, 178, 180, 187, 340
Plunger Cans 302
Salvage Drums 278
Stacking 102, 132, 137, 158, 162, 168, 177, 180, 340
Stainless Steel 169
Steel 174, 176
Totes 144
Waste 168, 188, 278, 302
Wire 102, 104-106, 108, 340

Containment,
Berms 282, 284-285
Spill 277-278, 280-285, 297, 452
Waste 278, 302

Conveyor,
Ball Transfer Units 407
Bearings 407
Guards 458
Skate Wheels 407, 410

Conveyors 408-414

Cooling Equipment, Fans 436-437

Cooling Systems, Evaporative 438

Cord Protector 432-433

Corner Protectors 313, 322, 446, 452, 458-459

Corrugated,
Bin Boxes 313
Boxes 315
Protective Wrap 324
Steel Containers 174, 176

Cranes,
Adjustable 386, 395
Bridge 392, 396
Bridge Kit 393
Counterweighted 367
Fixed 386, 395
Gantry 389
Jib 386, 388, 393-394
Jib Telescoping 386-387
Kits 396
Pillar Base 393
Push End Trucks 397
Spreader Beams 387
Stand Alone 386, 395
Straddle 367

Crates 162

Crossover Ladders 501

Crowd Control Stanchions	448-449
Curb Jumpers	418
Curtain,	
Air	435
Climate	439
Doors	439-441
Track & Roller	443
Welding	288, 440-441, 443
Cylinder,	
Cabinets	293, 296
Cart	296, 354
Gas	296, 300
Trucks	189-190, 296, 354
D	
Decking	71, 79, 83, 89-91, 96-97, 100, 103-104
Desks,	
Foreman's	229
Mobile	36, 40
Shop	36-37, 40, 44-45, 227, 229
Dispensers,	
Labels	317
Strapping	320-321
Stretch Wrap	323
Tape	308-310
Divider,	
Bins	152, 161
Box Covers	159
Track & Roller	443
Welding	443
Dock Equipment,	
Barriers	447, 458, 460
Boards	416-418, 421
Bumpers	427
Curtain Doors	439-441
Emergency Stops	415
Fans	437
Jacks	347
Levelers	415, 418, 423
Lifters/Stackers	381
Lighting	426, 430-431, 437, 457
Pit-Mounted Lift	422
Plates	416-417, 421
Safety Mirrors	306
Safety Railings	450, 454, 456
Scissors Lift	381, 415, 422
Seals/Shelters	429
Signs	415, 424
Strip Doors	442
Surface Mount	422
Trailer Jacks	426
Warning Beeper/Strobe	415
Weather Stripping	415
Wheel Chocks	424-425, 428
Document Storage	490
Dollies,	
Cabinet	200
Chair	204
Channel	212
Drum	204, 247, 274, 277
Dual Purpose	204
Furniture	197, 200, 205
Handle	272
Hardwood	197-198, 204, 212
Lever	205
Multi-Pail	275
Pallet	189, 212, 233
Plastic	212
Platform	124, 198, 200-201, 212
Steel	107, 124, 201
Wood	204
Door,	
Air Curtain Openings	435
Curtain	439-441
Gates	468
Guarding	447
Mesh	439
PVC	442, 444
Stainless Steel	444
Strip	442

Swing	444
Vinyl	439-442
Wire	464
DOT Hazardous Labels	317
Drain Seals	282
Drawer,	
Cabinets	5, 29, 34-35, 218
Carts	216
Cases	164
Drench Equipment	286
Drip Diverters	285, 452
Dri-Pak Container	169
Drum,	
Cabinets	278, 298, 304
Crusher	261
Deheader	251-252
Equipment	204, 246-278, 291, 303, 305
Faucets	252
Grips	254-255, 262
Haulers	268-269, 351
Heater	260
Jacks	274-275
Lifters	254-255, 263-266, 271, 351
Locks	303
Picker	351
Pourer	272
Rotator	273
Sheds	304
Spotter	272
Tops	247, 251
Vent	252, 274, 303
Wrenches	250-252
Duct Tape	311
Dump Truck	170-171
Dumpers,	
Box	263, 378
Drum	261, 263-266, 270-271
Hopper	170-171
E	
Edge Protectors	313, 322, 452
Electric,	
Chain Hoist	398, 401
Cord Reels	50
Hoists	392, 400-401, 404
Scissor Lifts	371, 383
Electronic Work Benches	3
Elevating,	
Carts	344, 376
Work Platforms	351, 371, 374-375, 383, 415, 503
Emergency,	
Lights	431
Showers	286
Stop	505
Enclosures, Wire Mesh	465
Envelopes, Packing List	316
Environmental Partitions	443
Environmental Waste	
Containment	278
Equipment,	
Guards	447, 458-460
Movers	238, 363
Ergonomic,	
Benches	8
Carts	212, 217, 221, 383
Drum Transporter	268-269
Floor Matting	477, 482-483, 489
Flooring	92
Lifter	346, 358, 380-381, 383
Mobile Scissors Table	383, 385
Platform Trucks	224
Shelf Trucks	231
Work Benches	16, 20
Work Stations	23
Expandable Conveyors	408-409, 414
Extrusion, Aluminum	462-463
Eye Wash	286-287
F	
Fans	436-438

Fasteners, Pipe	451
Fiberglass,	
Acoustic Rolls	289
Tape	309
Files,	
Blue Print	490
Cabinet	492
Flat	490
Rolled Blueprints	491
Rolling	490
Upright Rolls	491
Fire Resistant Cabinets	524
Fireproof,	
Cabinets	290-291
Containers	302
Fittings, Pipe	451
Flammable Material Cabinets	290-291, 293-295, 300-301
Flat Bed Tie Downs	391
Floor,	
Cable Bridges	420
Cranes	367
Level Tilters	370, 383-384
Locks	434
Matting	471-489
Runners	473-474, 477, 481, 487-488
Tape Applicator	310
Fluorescent Tube Caddy	505
Foam, Acoustic	289
Folding,	
Handtrucks	194
Tables	493
Footrest	60
Fork Lift, Equipment,	
Accessories	338-339
Barrel Carriers	276
Carpet Poles	340, 419
Containers	102, 175, 181-182, 187, 340
Covers	342
Drum Attachments	269
Drum Cradle	275
Drum Gripper	266, 274
Drum Handlers	250
Drum Positioner	274
Dumping Hoppers	170
Extensions	338, 340, 351
Forks	340
Hoppers	173, 179, 181
Pallet	182, 332, 340
Personnel Platforms	505
Rizer Systems	339
Rug Rams	340, 419
Scales	332
Stabilization Kits	339
Tube Caddies	505
Fork Lifts	345, 352, 360, 366, 368
Fork Truck Extensions	340
Framing,	
Extrusions	462-463
Pipe	451
Freight Lift	381
Funnel, Drum	303
G	
Gantry Cranes	388-389
Gates	79, 445, 456, 468
Gloves	307
Gravity Flow Hopper	145
Guards,	
Corner	450, 458-459
Machine	447, 450, 458-459
Post	445, 450, 455-456, 458-459
Rack	445, 447, 450, 454-456, 458-459
Rails	447, 450-451, 453-456, 458-459
H	
Hamper Trucks	181, 184-185
Hand Baskets	199
Hand Chain Hoists	398

Hand Rails	447
Hand Truck,	
Appliance	191-193
Dock Boards	418
Folding	194
Pail	190, 275
Platform	194
Trucks	189-194, 196-197, 204-205, 345, 350, 353
Vending Machine	191, 193
Hazardous Materials,	
Cabinets	290-291
Labels	317
Spill Kits	283
Heaters,	
Drum	260
Foot Rest	431
Portable	431, 438
Radiant	438
Spot	438
Hoisting Hooks	338
Hoists,	
Air	392
Air Chain	398
Chain	389, 400-405
Drum	250-251
Drum Lifter	275
Electric	392, 396-398, 401
Hand Chain	398
Lever	398-399, 402-403
Power	397
Hoppers,	
Bin Box	142
Bin Storage Systems	141
Bulk	170-173, 181, 184
Fork Lift	170, 181
Portable	173
Self-Dumping	170-171, 173, 179, 181
Stackable	141
Trucks	184
Hose,	
Bridges	420
Protector	432
Reels	47-53
Hydraulic,	
Box Dumper	378
Carts	376
Drum Boom	276
Drum Dumper	261
Drum Grips	262
Floor Cranes	367
Hand Trucks	345
Lift Trucks	352, 360
Lifts	345, 363, 366, 371, 374, 383, 415, 502-503
Pallet Trucks	346, 358
Stacker	357, 361
Tilting Equipment	379
Toe Jacks	238
Work Benches	7, 16
I	
In Plant Office Systems	469-470
Industrial Carts	222
Industrial Screening	27
Instrument Carts	231
J	
Jacks,	
Drum	274-275
Pallet	341, 346-347
Stabilizing	426
Jib Cranes,	
Bracket Kits	394
Cantilever	386, 394
Pillar Base	393
Telescoping	386-387
Jibs	386, 388-389
Jibs, Wall Mounted	388
K	
Kits, Label	93
Knives	316

Kraft Paper	324
Kraft Sealing Tape	309
L	
Label,	
Caution	317
Dispensers	317
Holders	94-95
Kits	93
Protection Tape	310
Labeling Systems	93, 95
Laboratory, Safety Cans	302
Ladder Rungs	96
Ladders	494-501, 503-504, 539
Lanyards	505
Laptop Storage	530
Laundry Trucks	181, 184-186
Levelers, Dock	415, 418, 423
Lever,	
Bars	337
Dollies	205
Hoists	398-399, 402
Lift Magnets	406
Lifting Equipment,	
Accessories	338, 351, 363
Carts	344, 376
Chain Hoists	403-404
Counterbalance	352, 360
Cranes	367, 386, 388, 392-396
Dock Lift	360, 415, 422
Drum	250, 254-255, 268-270, 275
Fluorescent Tube Caddy	505
Hoists	368, 392, 396-402
Lifters/Stackers	192, 343, 352, 355, 357, 362, 376
Magnets	460
Pallet	117, 180, 332, 336, 340-341, 344, 346, 349, 352-353, 357-358, 360-361, 364-366, 368, 380, 383, 386
Pallet Tilter	370, 383
Pallet Trucks	356
Push End Trucks	397
Scissors Table	351, 369, 371, 374-375, 377, 380, 382-383, 385, 415, 502
Slings	387, 390
Stackers	343, 349, 352, 357, 361-362, 364-366, 376, 383
Tables	351, 353, 369-375, 379-380, 383-385, 502
Telescoping Booms	387
Telescoping Cranes	386-387
Tilt Tables	382, 384, 502
Tote Lifter	344
Trucks	332, 344-346, 351-353, 355, 357-360, 366, 368, 375
Vertical Reciprocating	381
Warehouse	380
Lifts, Personnel	363, 500, 503
Lighting,	
Dock	426, 430-431, 437, 457
Emergency	431
Warning	431, 457
Literature,	
Mailers	314, 324
Storage	490-491
Load Movers	238
Locker Room Benches	40, 512
Lockers,	
Accessories	506-507, 511-512
Assembled	507-512, 514
Box	508, 510, 512
Bulk Storage	528, 532
Computer	530
Labels	95
Outdoor Safety	284
Plastic	506
Unassembled	507-508, 510-512, 514
Wire	233, 467, 528
Wire Cylinder	292
Locks, Floor	434

Lumbar Supports	307
Lunchroom Tables	493
M	
Machine,	
Guards	447, 450, 458-460, 465
Movers	238
Magnetic Label	94-95
Magnetic Sweepers	342
Magnets	406
Mailers,	
Bookfold	314
Literature	314, 324
Mailroom Trucks	185
Maintenance,	
Platforms	501, 503
Sorbents	279, 283, 285
Work Platforms	505
Marking Pens	316
Masking Tape	310
Matting	471-489
Message Tape	311
Mirrors	306
Mobile,	
Bench Cabinets ..	5, 30, 214, 218-219
Benches	2, 5, 18-19, 38, 41,
45, 215, 218-220	
Bin Box Carts	69, 150
Bin Cabinets	69, 140
Bin Carts	118, 125, 233, 235
Bin Storage Systems ..	133, 135
Bins	69, 142
Cabinets	5, 30-31, 214-216,
218, 220, 526	
Carts	5, 32, 107, 118,
122-123, 125, 128-129, 136,	
177, 181, 183, 218, 228	
Computer Cabinets ..	530
Hose Reels	48
Personnel Platforms ..	501
Platforms	501
Roll Files	491
Scissors Tables	385
Shelf Trucks	228
Shelving	229, 235, 354
Shop Desks	229
Tables	36, 127, 217, 221, 225
Tool Carts	30, 32, 218
Tub Racks	140
Modular,	
Desk	8-9
Office Systems	470
Work Benches	8-9
Movers,	
Load	238
Machine	238
Panel	222
Riggers Outfit	238
Moving Equipment	420, 429
Moving Pads	429
N	
Nesting Container ..	139-140, 142,
151, 154, 158, 163, 165, 168, 177	
Noise Barriers	442
Noise Control	289
O	
Office Systems	470
Offices, Prefab	470
Open Cage Trucks	124, 232
Openers,	
Drum	251
Pail	275
P	
Pack/Ship Work Station	14-15, 24-26
Packing List Envelopes	316
Packing List Protection Tape	310-311
Padded Shipping Bags	324
Pail Opener	275
Pail Tipper	275
Paint,	
Gallon Tipper	251
Storage	293

Pallet,	
Aluminum	236
Carousels	325
Containment	278
Dolly	189, 212-233
Drum	182
Drum Spotter	272
European Style	182
Fork Extensions	338, 340, 351
Hoisting Hooks	338
Jacks	341, 346-347, 358,
Lever	349
Lifts	332, 341, 344, 352-353,
356, 360-362, 364-366, 368, 383	
Plastic	117, 180, 196, 336-337
Pullers	337
Rack Guards	97, 100, 445, 465
Rack Protection	97, 100,
102, 446, 452	
Racks	97-101, 111, 117
Scales	330, 332, 341, 350
Scissors Lift	341
Shed	304
Spill Containment ..	278, 280-281
Spill Control	305
Stackers	343, 352, 356, 359,
361-362, 364-366, 376, 383	
Stacking Frames ..	98-99, 101, 111
Support Bars	103
Tilters	372, 378-379, 383
Truck Scale	341
Trucks	196, 341, 346-350,
353, 355-356, 358-359, 434	
Tubs	178, 186-187
V Board Load Protection ..	313
Wire Containers	102, 106, 108
Wire Pallets	104, 340
Panel	
Trucks	203, 209, 222
Wire Louvered	117
Paper Storage	490
Paper, Kraft	324
Partitions,	
Locker Room	443
Track & Roller	443
Welding	443
Wire	464, 466-467
Pegboard	32-33, 218, 233, 528
Pens, Marking	316
Personnel,	
Barriers	448-450
Harness	505
Work Platforms	505
Pipe,	
Fittings	451
Galvanized	451
Racks	112-113, 167
Plates, Dock	416-417, 421
Platform,	
Ball Transfer	376
Dollies	198, 200-201
Ladders	500, 502
Maintenance	503, 505
Mobile	297, 500-501
Personnel	500, 503
Spill Control	79, 297
Steel	501
Trucks	128, 169, 194-195,
198, 201-204, 206-207,	
210-211, 213, 224, 236, 297,	
332, 351, 354-355, 375	
Work	92, 351, 371, 374-375,
380-381, 383-384, 415, 495,	
500-501, 503, 505	
Work Station	373
Poly,	
Bags	312, 318-319
Foam Bags	312
Lifting Slings	387
Strapping	320, 322
Strapping Kits	320
Tape	308

Portable,	
Fans	437
Hoists	388
Hoppers	173
Post Protectors ..	97, 455-456, 459
Power,	
Conveyors	414
Cord Reels	47-48
Hoists	397
Powered Pallet Truck	355, 359
Prefab Office Systems	470
Privacy Partitions	443
Prylever Bars	337
Puller, Lever	403
Pumps	256-259
R	
Racks,	
Bar	109, 112-113
Bulk	64, 76, 86-88, 90, 107
Cantilever	101, 112-113
Decking	71, 89, 91, 96, 103-104
Drum	248, 277
Gravity Flow	77-78
Guards	445
Pallet	78, 97-101, 107, 111
Pipe	112-113
Pipe Fittings	451
Portable	98-99, 110-111
Protectors	97, 100, 102,
446-447, 452, 458-459	
Rod	167
Sheet	109
Stacking	98-99, 101, 110-111
Storage	77-78, 81, 107, 117, 121
Wire Rolling	102, 106
Wire Spool	167
Radiant Heaters	438
Rail Wheel Chocks	424
Railings,	
Dock	450, 454, 456
Guard	453, 458-459
Personnel	450, 456
Safety	451
Ramps,	
Dock	420, 423, 434
Mobile	423
Steel Yard	419
Truck	417, 420, 423, 456
Receptacles,	
Aerosol Waste	303
Cigarette	304, 452
Recycling	168, 181
Trash	168
Waste	168, 278, 304
Recycling,	
Carts	181, 187
Drum Tops	251
Receptacles	168, 181, 247
Reels,	
Cable	47-48, 51
Fuel	51-52
Grounding	52
Hose	47-53
Power Cord	47-48, 50
Welding	51
Revolving Lights	431
Risers, Wheel	420
Roller Conveyors ..	409, 411-412
Rug Rams	340, 419
S	
Safety Equipment,	
Acid Storage	292-293
Back Support	307
Barriers 446-449, 452, 458-459, 460	
Berms	282, 284-285
Body Sprays	286
Bollards	447, 450, 455
Cabinets	284, 291-295, 297-299, 301
Cans	302, 304
Chemical Storage	290-291,
293, 301	

Column Protectors	446, 452,
458-459	
Containers	278
Corner Protectors	446, 452
Drench Showers	286
Drum	260, 277
Drum Funnels	303
Drum Locks	303
Drum Shed	304
Drum Vents	303
Emergency Lights	431
Eye Wash	286-287
Flammable Material Cabinets ..	290-291, 293-295, 301
Flashers	431
Grating	96
Hazardous Liquid Storage ..	284,
292, 302	
Maintenance Lift	500, 503
Mirrors	306
Personnel Harness	505
Rack Protectors ..	97, 100, 446, 452
Rail Wheel Chocks ..	424
Rails ..	447, 450-451, 453, 458-459
Receptacles	278
Screens	288, 439, 441
Signs	426
Siren	431
Spill Containment	277-278,
280-285, 304-305, 452	
Trailer Jacks	426
Walls	446, 452
Warning Bar	453
Wash	286-287
Welding Protection ..	288, 440-441, 443
Wheel Chock Sign	424
Wheel Chocks	424-425, 428
Wire Cylinder Cabinets ..	292-293
Work Platform ..	500-501, 503, 505
Salvage Drums	246
Sanitary Trucks	181, 184-185
Scales,	
Pallet Truck	341
Weighing	327-335
Scissors Lift,	
Pallet	341, 353, 357, 380
Tables	344, 351, 369,
371-377, 380-383, 385, 502	
Screens,	
Acoustic	289
Welding	288, 441
Sealing Tape	309-310
Seals, Dock	429
Seating	39, 43, 54-62
Security Equipment,	
Barriers	449
Bin Cabinets	520
Cabinets	130, 152, 161,
215, 294, 524	
Carts ..	106-108, 118, 120-121, 124
Computer Work Station	44
Gates	468
Mirrors	306
Pallet Guards	465
Transfer Trucks	223
Trucks	107, 124, 232-233
Wire Partitions	464, 466-467
Self-Dumping Hoppers	170-171,
173, 179, 181	
Service Carts ..	105, 123, 136, 150,
183, 188, 195, 228-230, 234, 354	
Sheet Racks	109
Sheet Trucks	209
Shelf,	
Bins	132-135, 137, 142
Carts	116, 120-121, 123-125,
127-129, 136, 183, 216-217,	
221, 228-229, 234-235, 354	
Carts Accessories	121
Labels	95
Trucks ..	124-125, 225, 228-232, 354
Shelters, Dock	429

Shelving,	
Accessories	70, 76, 85, 87, 89-91, 116
Bin Systems	26, 42, 78, 119, 136,
150, 152-153, 161, 522-523	
Boltless	76, 83, 87-88
Bulk Racks	64, 86
Gravity Flow	77-78
Industrial	64, 86
Mobile	124-125, 229, 236, 354
Open Style	65, 78
Record	77-78, 236
Record Archive	87, 94
Storage Supplies	130
Storage Systems ..	33, 63, 65-68, 70-85,
87-92, 94, 96-97, 100, 107, 114,	
116-117, 120, 122-125, 130	
Tool & Die	79
Wall	126
Wire	114-117, 119-125
Wire Rolling	102, 106, 124-125
Shop Desks	37, 44-45, 229
Showers, Drench	286
Sign,	
Base	447
Chock Your Wheels	424
Dock	415
Warning	426
Sinks	126
Sirens	431
Skate Wheel Conveyors	407, 410
Skid,	
Boxes	186
Lifter	344
Plastic	337
Trucks	186, 347
Slings	387, 390-391
Slings, Drum	251
Sloped Angle Ladders	498
Slotted Angle	85
Sorbents,	
Neutralizing	279, 285
Safety	283
Spill Kits	281, 283
Sound Barriers	289, 439
Speed Bumps	419
Spill Control Equipment	
79, 277-285, 305, 452	
Spill Kits	279
Spray Bottle Holder	237
Sprays, Body	286
Spreader Beams	387
Sealing Jacks	426
Stackers ..	343, 349, 352, 357, 359,
361-362, 364-366, 376, 383	
Stacking,	
Bins	132, 139, 141-142, 154
Boxes	159-160, 163, 165
Containers	102, 132, 137, 158,
168, 180, 340	
Drum Grips	262
Forklift Containers ..	102, 181, 340
Hoppers	141
Lifters ..	352, 355, 357, 361-362, 383
Pallet	180, 340, 349, 364-365
Rack Carts	111
Racks	98-99, 101, 111
Rubber Wedges	427
Totes	132, 139
Trays	165
Trucks 352, 355, 357, 361, 366, 383	
Stainless Steel Containers	169
Stands,	
Bin	140, 145
Drum	274
Mobile Vertical Files	491
Shop	14, 24-26
Stations, Work	4, 15, 20,
22, 44, 277	
Steel Strapping	320-321
Steel Yard Ramps	419
Step Stools	125, 446, 494
Steps, Step Mate Stand	373

Stock,
Carts105, 120-121, 123-125,
.....127, 129, 131, 136, 183, 217,
219, 221, 226-229, 231, 236, 354
Trucks10, 223, 226, 230-231

Stockpickers,
Bin Systems26, 42, 134, 140,
.....152-153, 522-523
Carts127, 129, 217, 221, 230
Systems133-135
Trucks212, 231
Work Platform505

Stools39, 55-56, 58-60, 62,
.....125, 446, 494

Stop Lights431, 457

Storage,
Bags318
Bar Racks89, 91, 109, 112-113
Barrel248
Bin Boxes69, 132-133, 135,
.....137, 139, 160, 313
Bin Cabinets140, 145, 157, 160,
227, 516, 519-521, 525, 529, 534
Bin Shelving Systems26, 33, 42,
.....145, 149-150, 152-153,
.....161, 164, 522-523
Blueprint491
Bookcase492
Bulk Racks64, 76, 87-88, 90
Cabinets5, 29, 34-35, 129, 131,
.....214, 218, 233, 237, 294-295,
.....297-300, 513, 515, 517-520,
.....522, 525-526, 528, 531-534
Cart69, 105, 129, 187, 354, 530
Chemical290-291, 302
Computer Cabinets526
Containers26, 42, 102, 132-135,
.....137, 139-143, 145, 147-148,
.....151-152, 154-161, 163-168,
.....174, 176-178, 180, 187, 300,
.....340, 516, 520, 523, 525
Crates162
Cylinder Cabinets292-293
Drum293, 298
Filing Cabinet492
Flammable Material Cabinets
.....290-291, 298-300
Hamper Trucks185
Hazard Drum Cabinets291, 298
Hazardous Liquid Storage
.....284, 292, 302
Hoppers141
Literature490-491
Lockers233, 506-512,
.....514-515, 518, 528, 530, 533
Medical Gas299
Mobile Bin Unit69, 133, 135
Mobile Cabinets 214, 227, 519, 526
Nesting Totes142
Paint292-293
Pallet97, 100, 117, 180,
.....182, 336, 340
Pallet Racks97-100, 111, 340
Pallet Tubs178, 187
Partitions464
Racks64, 67, 70, 72-73, 76, 81,
.....85-91, 94, 96-101,
.....107, 111, 117, 121
Safety Cabinets293-295, 297, 301
Sheet Racks109
Shelving63-68, 71, 74-76, 79-85,
.....87-88, 90, 92, 94, 96, 107,
.....120, 122-125, 157, 237
Skid Boxes186
Stacking Racks98-99, 111
Systems33, 153, 237, 530
Wall Cabinets16, 237
Wall Mount Bin Box156
Wardrobe Cabinets515, 518, 533
Wire Mesh Containers10,
.....174, 176, 223
Wire Partitions466-467

Wire Shelving114, 116-117, 120-125

Straddle Tilter378

Strapping,
Dispensers321
Kits320
Seals321
Shipping320
Steel Strap Accessories321
Supplies320-322, 326
Tape310
Tools322, 326

Stretch Wrap323

Stretch Wrap Dispenser323

Stretch Wrap Machine325-326

Strip Curtains442

Strip Doors442

Strobe Lights431

Structural Framing462-463

Supports, Back307

Sweepers342-343

Sweepers, Magnetic342

T

Tables,
Ball Transfer413
Folding13, 493
Lift351, 370-375, 379, 383-385
Lunchroom493
Machine36, 40
Mobile19, 127, 217, 221, 225, 234
Non Folding493
Portable234
Scissors344, 351, 371-377,
.....380, 382-383, 385
Scissors Lift351, 371-377, 383
Tilt370, 372, 379, 382-383, 384
Utility131, 493
Work2-4, 6-9, 11-21, 22-26,
.....36-38, 42-43, 45, 126, 128-129,
.....183, 213, 351, 384

Tank Truck Ladders500

Tape308-311

Tape Dispensers308-310

Telescoping
Boom387
Jib Cranes386-387

Tie Downs391

Tilting Equipment,
Barrel Carrier276
Chip & Waste Truck171
Drum263-266, 271, 274
Drum Grips262
Drum Rotators273
Dumpers184
Floor Level370, 383
Hoppers170
Pallet370, 378-379, 383
Tables370, 372, 379, 382-384
Trucks170, 179, 181, 183-184,
.....186, 188, 378

Tool,
Arm Supports28
Balancers28, 52
Boxes30-31
Cabinets30-31, 166
Caddy143
Carts27, 31-32, 222
Storage27, 30-33, 79, 528

Tote,
Lifter344
Pans155
Trucks227

Track & Roller Partitions443

Traffic Doors442

Trailer Jacks, Dock426

Trailer, Tie Downs391

Trailers169, 172, 208

Transfer Trucks223

Transporters,
Drum268-269
Tubs186

Trash,
Bags319

Drum Tops251

Receptacles168

Tray,
Carts116, 125
Rack Containment280
Spill304
Utility280

Trays116, 125, 165, 177, 285

Treadplate Trucks210

Trolleys388-389, 392,
.....396, 400-401, 405

Truck,
A-Frame41, 209, 222, 227, 233
Adjustable Tray227, 233
Appliance191, 193, 197
Bar216, 222-223
Bar & Pipe209
Barrel249, 267
Box41, 179, 186-187, 233-234
Bulk172, 184-185, 207
Chair204
Closed Cage107, 223
Cylinder189-190, 354
Deep Tray230
Drum204, 249, 253-255,
.....267, 274, 276
Drywall222
Dump170-171, 181
Flat Top41, 207
Folding194-195
Folding Table205
Footguard347
Hamper184
Hand189-194, 196-197,
.....205, 345, 350, 353, 355
Heavy Duty Die41
Hopper184
Instrument231
Jibs388
Laundry181, 184-186
Lift332, 344-346, 352-353,
.....357-360, 363, 366, 368
Mesh Box10, 223, 232, 234
Mesh Security107, 232
Narrow Aisle207, 234
Nestable Tilt179
Open Cage107, 226, 232
Pallet196, 340-341, 346-350,
.....353, 356, 358-359
Panel203, 209, 227
Pegboard32, 218, 227, 233
Pipe222
Pipe Stake207
Platform169, 192, 194-195,
.....198, 201-204, 206-207,
.....210-211, 213, 224, 236,
.....332, 351, 354-355, 375
Rack222
Ramps417, 420, 423
Sanitary184-185
Security10, 107, 223
Service207, 210, 226, 230
Sheet209
Shelf107, 210, 225-226,
.....228-232, 354
Skid347
Stock10, 207, 223, 226, 230-231
Stockpicking212
Three Sided107, 226
Tie Downs391
Tilt170-171, 179, 181,
.....183-184, 186, 188, 378
Transfer10, 223
Tray228
Treadplate210
Utility181
Vending Machine193
Wagon198, 208, 224
Waste171, 181

Tubs140, 186

Tubs, Pallet178, 187

Tubular Posts453

Turntables325-326

U

Utility,
Cabinets166
Carts105, 107, 118, 120-121,
.....123, 125, 127, 129, 131,
.....181, 183, 187, 199, 217,
.....219, 221, 225, 236, 354
Tables131
Storage Systems33

V

Vents, Drum252, 274, 303

Vertical Lifts381

Vinyl Doors442

W

Wagon Truck198, 208, 224

Walk Ramps420

Wall,
Blankets289
Cabinet237
Mounted Shop Desk37, 45
Partitions469-470
Protectors446, 452, 458-459
Shelving33, 126, 130, 237

Wardrobe Cabinets513, 515,
.....518, 526-527, 531, 533

Warehouse,
Barriers447, 458-461
Column Guards445
Curtain Doors439-441
Pallet Racks97, 100
Storage63, 66-76, 80-81,
.....83-85, 87-92, 94, 96-97,
.....100, 107, 120-121, 233

Warning,
Lights431, 457
Signs426

Waste,
Bags319
Containers168, 188, 278, 302
Containment278
Environmental Containers278
Safety Cans302
Tilt Trucks186
Trucks171, 181

Waste Receptacles,
Cigarette304, 452
Drum Tops251
Fire Safe304
Recycling168

Weighing Scales327-335

Weighing Scales, Pallet Truck 332,
.....348, 350

Welding Barriers288,
.....440-441, 443

Wheel Chocks424-425, 428

Wheel Risers420

Wheels239-245

Winch,
Lift345
Stacker357-358
Truck Jib388

Wire,
Barriers461
Box Trucks234

Cabinets295, 522, 528

Carts106, 108, 120-121, 124-125

Containers102, 104-106,
.....108, 117, 340
Cylinder Cabinets293
Cylinder Storage Lockers292
Decking89-91, 96-97,
.....100, 103-104
Doors464
Lockers466-467
Mesh Containers117, 174,
.....176, 340
Pallet Rack Guards465
Pallets340
Partitions464, 466-467
Platform Truck224
Security Trucks10, 223
Shelving114-117, 119-125, 153
Storage Lockers465
Transfer Trucks10, 223
Work Cells461

Work Bench Components
.....12, 14-15, 21, 39

Work Bench Tops12, 15, 21, 31

Work Benches2-3, 5-26, 30,
.....37-38, 42-43, 45, 128,
.....183, 213, 215, 220

Work Cells461

Work Platforms, Accessories
.....505

Work Platforms92, 351, 371,
.....374-375, 380-381, 383,
.....415, 500-501, 503, 505

Work Stations,
Cabinet10, 17, 31, 215
Ergonomic23
Industrial15
Packing15, 22
Platforms373
Step Mate Stand373

Work Tables2-3, 6-26, 37-38,
.....42, 45, 126, 128-129,
.....183, 213, 351, 384

Work Trucks128, 225

Workstations4, 10, 31, 43,
.....215, 277, 346, 493

Wrenches, Drum250-252

Z

Zip-Lock Bags318

TERMS

1. Specifications and prices are subject to change without notice.
2. The current volatility in steel, aluminum and plastic prices have resulted in extreme price fluctuations – all prices **must** be confirmed by dealer at time of order.
3. No liability is assumed by this company for damage and or injury resulting from use of equipment supplied by this company.
4. All returns must be authorized by us.
5. Please inspect merchandise upon receipt and note any damage on bill of lading.


ROLLING SAFETY LADDERS



M-2000 ROLLING SAFETY LADDERS

- Easy to use footpedal activated lockstep
- Features 14"D. top step.

Made from rigid 1" OD tubing -- handles 450 lb. loads. Features expanded metal tread standard or specify alternate tread. 30" handrails -- measured vertically from front of step. Ladders ship unassembled. For fully assembled ladder -- specify (SU)... Add \$82.97 Built to OSHA and ANSI standards. CAL OSHA available -- 6-9 step add \$80.31; 10+ steps add \$125.54. Boxing available... Add \$55.38. Gray powder coat finish. FOB Shipping Point.



Easy operating lockstep.

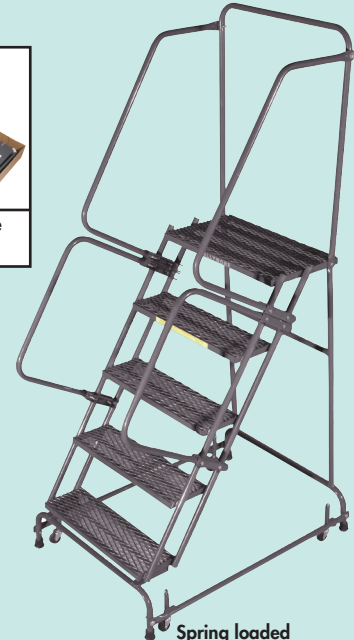
Steps	Base W x L	Top Step Overall	Wt. (lbs.)	Product No.	Serrated Grating (G)	Expanded Metal (X)	Perforated Step (P)	Abrasive Mat (R)
16" WIDE TREAD								
5	24 x 43"	50" 83"	71	H052414	\$564.00	\$470.00	\$427.00	\$470.00
** 6	24 x 49"	60" 93"	80	H062414	675.00	563.00	512.00	563.00
7	24 x 55"	70" 103"	89	H072414	731.00	609.00	554.00	609.00
** 8	24 x 61"	80" 113"	100	H082414	890.00	742.00	675.00	742.00
24" WIDE TREAD								
5	30 x 42"	50" 83"	110	H053014	612.00	510.00	464.00	510.00
** 6	30 x 49"	60" 93"	122	H063014	746.00	622.00	565.00	622.00
** 7	30 x 55"	70" 103"	143	H073014	810.00	675.00	613.00	675.00
** 8	32 x 61"	80" 113"	160	H083214	948.00	790.00	718.00	790.00
** 9	32 x 68"	90" 123"	175	H093214	1,025.00	854.00	776.00	854.00
**10	32 x 74"	100" 133"	193	H103214	1,126.00	939.00	853.00	939.00
**11	32 x 80"	110" 143"	205	H113214	1,234.00	1,028.00	935.00	1,028.00
**12	32 x 87"	120" 153"	220	H123214	1,326.00	1,105.00	1,004.00	1,105.00
*13	40 x 94"	130" 172"	250	H134014	1,838.00	1,532.00	1,393.00	1,532.00
*14	40 x 100"	140" 182"	280	H144014	1,917.00	1,597.00	1,452.00	1,597.00
*15	40 x 106"	150" 192"	310	H154014	1,996.00	1,663.00	1,512.00	1,663.00

16-20 steps available -- contact dealer for information.

*Add \$55.38 for skidding. **Are in stock in Expanded Metal and Perforated step.



Boxing Available Add \$55.38



Spring loaded casters retract under users weight.

Spring Loaded Casters Ladders

- Mounted on 4 spring loaded swivel casters that retract under user's weight.

450 lb. capacity -- made from heavy-duty 1" dia. tubing. 1 to 4 step ladders have 10"D. top step with 7" intermediate steps and ship flat in a box via UPS. 5 thru 7 step ladders have a 14"D. top step and ship KD. Set-up available -- add \$55.38 per ladder. CAL OSHA compliant on 1 - 4 steps. For 5 - 7 steps add \$80.31. FOB Shipping Point.



Steps	Top Step Overall	Product No.	Base W x L	Wt. (lbs.)	16" WIDE STEP				Product No.	Base W x L	Wt. (lbs.)	24" WIDE STEP				
					Serrated Grating (G)	Expanded Metal (X)	Perforated Step (P)	Abrasive Mat (R)				Serrated Grating (G)	Expanded Metal (X)	Perforated Step (P)	Abrasive Mat (R)	
NO HANDRAILS																
1	12"	118	18 x 16"	18	\$173.00	\$144.00	\$131.00	\$144.00	126	26 x 16"	20	\$184.00	\$154.00	\$140.00	\$154.00	
2	19"	218	20 x 19"	22	217.00	181.00	164.00	181.00	226	30 x 19"	28	238.00	198.00	180.00	198.00	
3	28.5"	318	20 x 25"	31	261.00	217.00	198.00	217.00	326	30 x 25"	36	303.00	253.00	230.00	253.00	
4	38"	418	20 x 31"	42	311.00	259.00	235.00	259.00	426	30 x 31"	51	365.00	304.00	276.00	304.00	
WITH HANDRAILS																
2	19"	49"	HH218	20 x 19"	36	276.00	230.00	209.00	230.00	HH226	30 x 19"	42	305.00	254.00	231.00	254.00
3	28.5"	58.5"	HH318	20 x 25"	45	305.00	254.00	231.00	254.00	HH326	30 x 25"	50	345.00	288.00	262.00	288.00
4	38"	68"	HH418	20 x 31"	56	372.00	310.00	282.00	310.00	HH426	30 x 31"	65	449.00	374.00	340.00	374.00
5	50"	83"	HHFSH518	20 x 37"	75	462.00	385.00	350.00	385.00	HHFSH526	30 x 37"	87	551.00	459.00	417.00	459.00
6	60"	93"	HHFSH618	24 x 49"	83	558.00	465.00	423.00	465.00	HHFSH626	30 x 49"	98	649.00	540.00	491.00	540.00
7	70"	103"	HHFSH718	24 x 56"	89	612.00	510.00	464.00	510.00	HHFSH726	30 x 56"	108	710.00	592.00	538.00	592.00

Ladders ship unassembled.

Available fully assembled -- specify SU Add \$55.38

STORAGE



H1236-P-66

Standing Shop Desks

- Helps keep the shop, shipping or mail room running smoothly and efficiently.
- Industrial, heavy-duty, all welded construction for enduring use.

Features sloped writing surface and optional pigeon-hole organizer for papers, parts, or tools – each opening measures 4" x 12". Some models include drawers – optional cylinder locks available. Desk measures 36"W. x 30"D. x 43"H. FOB Shipping Point.

H1236 Wt. 115 (lbs.) Price Ea. \$314.06

H1236/P-66 6-Hole Organizer. Add 11" to overall height. Wt. 139 (lbs.) Price Ea. \$376.39

Economy Service Cart

- Easy rolling cart supports loads up to 500 lbs.
- Exclusive rail steel corner angles for rigid, strong assembly.

This handy and rugged cart is ideal for stockpicking, order deliver, mail room work, or as a maintenance cart. Features 22 ga. tray shelves with 3" lip. Rolls easily on 5" x 1 1/4" casters, 2 rigid, 2 swivel. Gray baked-on enamel finish. FOB Shipping Point.



Product No.	ECONOMY CART		Wt. (lbs.)	Price Ea.
	Size W x D x H	Wt. (lbs.)		
HESC1630-2	16 x 30 x 32"	30	\$77.99	
HESC2436-2	24 x 36 x 32"	40	89.47	

Polyewton® Stack-N Nest Containers

- Stack with or without covers.
- Nest at alternating 180° positions.

Provides maximum space utilization. Ideal in general manufacturing, food processing and distribution uses. Temperature resistant 0°F to 120°F. Easily cleanable and ideal for handling unpackaged goods. Containers won't rust, rot or corrode. Resistant to the damaging effects of oil, most chemical solvents, water and steam. Uniform container weight. Safe to handle – no sharp edges, burrs or splinters. Maximum 70 lbs. load capacity per container – 300 lbs. stacked. Available in Gray, Red or Blue – please specify. Metal dollies are available for Polyewton® containers. Please contact dealer for price and availability. FOB Shipping Point.



Product No.	Outside Dim.		Inside Dim.		Height	Vol Cu. Ft.	Wt. (lbs.)	Price Ea.	COVERS	
	Top L x W	Bottom L x W	Top L x W	Bottom L x W					Product No.	Price Ea.
HSN2012-6	20.1 x 13"	18.5 x 11.5"	18.1 x 12"	17.3 x 11.3"	6.2"	0.6	3.3	\$12.25	HCSN2012-1	\$7.00
HSN2013-12	19.4 x 12.9"	17.3 x 10.9"	15.8 x 11.8"	14.8 x 10.6"	12.1"	1.3	4.2	19.32	HCSN2013-1	6.68
HSN2117-12	21 x 17"	18.8 x 15"	17.4 x 15.8"	17.4 x 14.8"	12"	1.8	5.4	27.50	HCSN2117-1	9.32
HSN2414-8	24 x 14.1"	21.8 x 11.5"	19.5 x 12.3"	18.5 x 11.3"	7.9"	1.1	4.9	17.28	HCSN2414-1	7.32
HSN2420-13	24 x 20"	21.6 x 17.7"	21.5 x 18.8"	20.4 x 17.4"	13"	2.7	5.5	28.06	HCSN2420-1	13.49
HSN2618-10	26.1 x 18.7"	24 x 15.9"	23.4 x 17.4"	22.3 x 15.7"	10.5"	2.1	5.3	27.90	HCSN2618-1	12.68
HSN2818-10	28.4 x 18.7"	26 x 15.9"	25.6 x 17.4"	24.6 x 15.7"	10.5"	2.3	6.9	29.00		
HSN3022-6	29.6 x 22.4"	28.3 x 21"	27.6 x 21.4"	26.1 x 20.5"	6.1"	2.1	6.8	27.21		
HSN3024-15	30.1 x 24"	27 x 21"	27.6 x 22.5"	25.8 x 20.8"	15.1"	4.7	8.9	56.81		



Industrial Shelving

- 20 ga. construction for affordable and durable use.
- Assembles easily and quickly.

Designed to be the most economical and dependable storage for your factory, warehouse or office stockrooms. Stands up to heavy loads and daily hard use. Ideal for packages, parts, supplies, tools, or inventory. Handsome gray polyester finish. Shipped K.D. FOB Shipping Point.

20 GA. OPEN SHELVING				
Size W x D x H	No. Shelves	Product No.	Wt. (lbs.)	Price Ea.
36 x 12 x 87"	5	HCS-535-12	61.5	\$93.93
36 x 18 x 87"	5	HCS-535-18	75.0	109.41
36 x 24 x 87"	5	HCS-535-24	88.5	124.79
36 x 12 x 87"	6	HCS-635-12	68.0	103.91
36 x 18 x 87"	6	HCS-635-18	84.0	122.24
36 x 24 x 87"	6	HCS-635-24	100.0	140.56



Standard Storage Cabinets

- Built for superior performance and use.
- All welded, set-up and ready to use.

These rugged and durable cabinets are extra tough and smart looking. Features full height piano hinges. Shelves adjust on 2" centers. Full 1" thick pan reinforced doors. Ledge cornice top. Three point locking device with plated locking bars. Includes two handles on double door cabinets. Available in Blue, Lt. Gray, Champagne or Black – please specify. FOB Shipping Point.

STANDARD STORAGE CABINETS				
Product No.	Shelf Size W x D x H	Shelf capacity 200 lbs. evenly distributed.		Price Ea.
		No. Openings	Wt. (lbs.)	
H142-S	36 x 18 x 42"	3	80	\$236.93
H242-S	36 x 24 x 42"	3	100	273.58
H172-S	36 x 18 x 72"	5	145	281.01
H272-S	36 x 24 x 72"	5	165	358.13
H178-S	36 x 18 x 78"	5	155	324.59
H278-S	36 x 24 x 78"	5	175	384.38