

---

## Construction Accessories & Fasteners

results



# Construction Accessories & Fasteners Index

## Construction Accessories

PSSLV ..... Conductor Pulling Sleeves.....J-2

## Fasteners

BW ..... Belleville Spring Washers .....J-4

HB ..... Hex Head Bolts.....J-4

HN ..... Hex Nuts .....J-6

HW ..... Split Ttype Lockwashers .....J-6


HF ..... Flatwashers .....J-6

SSHDW ..... Stainless Steel Bolt Hardware Kits.....J-7

# Conductor Pulling Sleeves

## Features

- Prevents conductor steel core slip during wire pulling of ACSS, ACSS/TW and ACSR/SD conductors.
- Helps to prevent conductor damage and costly re-stringing operations
- Cuts wire stringing time to achieve a secure grip on wire under stringing tension



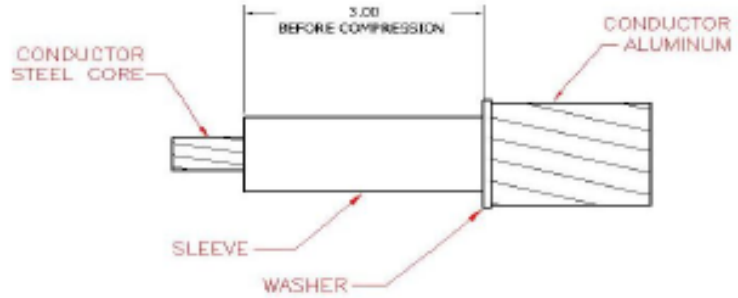
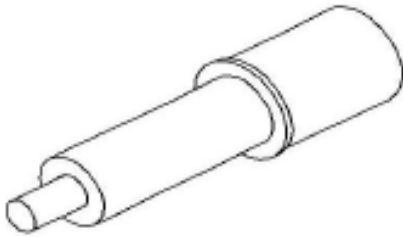
# Pulling Sleeves

STEEL

PSSLV

Crimp sleeve and washer prevent steel core slip due to aluminum strand elongation during conductor pulling operations with ACSS, ACSS/TW and ACSR/SD conductors.

Material: *galvanized steel*



## Product Data and Conductor Size

Catalog Number	Washer		Conductors <sup>(1)</sup>									
	O.D.	I.D.	ACSS	O.D. / Core	ACSS/TW & ACSR/SD	TW O.D.	SD O.D.	Core	Die Size	Press Min. Tons		
PSSLV100453100	1.000	0.438	795 26/7	1.108 / 0.408	795 20/7 T16 954 20/7 T13	1.010 1.084	1.077 1.147	0.408 0.399	16SH	60		
PSSLV100453125	1.250	0.438	954 54/7 1033.5 54/7	1.196 / 0.399 1.245 / 0.415	1033.5 22/7 T13	1.128	1.191	0.415				
PSSLV100469125	1.250	0.500	1113 54/19	1.293 / 0.431	1113 38/19 T13	1.185	1.233	0.431				
PSSLV100484125	1.250	0.500			959.6 22/7 T16 1192.5 38/19 T13 1233.6 38/19 T13	1.108 1.225 1.245	1.247	0.448 0.446 0.455				
PSSLV100484141	1.407	0.500	1192.5 54/19	1.338 / 0.446								
PSSLV113500125	1.250	0.500			1272 38/19 T13 1351.5 38/19 T13	1.264 1.300	1.378 1.417	0.461 0.475				
PSSLV113500141	1.407	0.500	1272 54/19 1351.5 54/19	1.382 / 0.461 1.424 / 0.475							18SH	
PSSLV113547138	1.375	0.563			1433.6 39/19 T13 1590 42/19 T13			0.489 0.515				
PSSLV125609163	1.625	0.594	1590 54/19	1.545 / 0.515	1926.9 42/19 T13			0.567			20SH	100

(1) Consult Factory for conductor pulling sleeve requirements not listed here.

# Belleville Springs — *Stainless Steel*

STAINLESS STEEL

BW

Note: Fasteners listed are offered only to replace original parts in new HPS products. For any other use, purchaser accepts full responsibility for part application and service performance.

Material: *stainless steel*



Catalog Number	Compression Rating —Pounds—	Bolt Dia. Inches	Outside Dia. Inches	Thickness Inches	Approx. Wt./100 Lbs. (kg)
BW500	3,750	.50	1.06	.11	3.8 (1.72)

# Hex Head Bolts — *Aluminum*

ALUMINUM

HBA

Material: *2024—T4 aluminum alloy with #205 alumilite finish*

Catalog Number	Die & Thread —Inches—	Length —Inches—	Approx. Wt./100 Lbs. (kg)
HBA150	.50"-13	1.50	4.2 (1.9)
HBA175		1.75	4.7 (2.1)
HBA200		2.00	5.2 (2.4)
HBA225		2.25	5.7 (2.6)
HBA250		2.50	6.2 (2.8)
HBA275		2.75	6.7 (3.0)
HBA300		3.00	7.2 (3.3)
HBA350		3.50	8.2 (3.7)



# Hex Head Bolts — *Silicon Bronze*

BRONZE

HBB

Material: *high strength silicon bronze*

Catalog Number	Die & Thread —Inches—	Length —Inches—	Approx. Wt./100 Lbs. (kg)
HBB150	.50"-13	1.50	11.7 (5.0)
HBB175		1.75	13.1 (5.9)
HBB200		2.00	14.5 (6.6)
HBB225		2.25	15.9 (7.2)
HBB250		2.50	17.3 (7.8)
HBB275		2.75	18.7 (8.5)
HBB300		3.00	20.1 (9.1)
HBB350		3.50	22.8 (10.3)



# Fasteners Hex Head Bolts — *Galvanized Steel*

**Note:** Fasteners listed are offered only to replace original parts in new HPS products. For any other use, purchaser accepts full responsibility for part application and service performance.

**Material:** *carbon steel – galvanized*

Catalog Number	Die & Thread —Inches—	Length —Inches—	Approx. Wt./100 Lbs. (kg)
HBG150	.50"-13	1.50	11.6 (5.3)
HBG175		1.75	13.0 (5.9)
HBG200		2.00	14.5 (6.6)
HBG225		2.25	15.7 (7.1)
HBG250		2.50	17.3 (7.8)
HBG275		2.75	18.5 (8.4)

## GALVANIZED STEEL

HBG



# Hex Head Bolts — *Stainless Steel*

**Material:** *18-8 stainless steel uncoated*

Catalog Number	Die & Thread —Inches—	Length —Inches—	Approx. Wt./100 Lbs. (kg)
HBS150	.50"-13	1.50	11.6 (5.3)
HBS175		1.75	13.1 (5.9)
HBS200		2.00	14.5 (6.6)
HBS225		2.25	15.7 (7.1)
HBS250		2.50	17.3 (7.8)
HBS275		2.75	18.5 (8.4)
HBS300		3.00	19.9 (9.0)
HBS350		3.50	23.0 (10.4)

## STAINLESS STEEL

HBS



# Fasteners — *Aluminum, Silicon Bronze, Galvanized Steel & Stainless Steel*

**Note:** Fasteners listed are offered only to replace original parts in new HPS products. For any other use, purchaser accepts full responsibility for part application and service performance.

Catalog Number	Material	Size & Thread Inches	Width Inches	Thickness Inches	Approx. Wt./100 Lbs. (kg)
HNA500	Aluminum 6061-T6 Dry Wax Coated	.50-13	.75	.44	1.4 (.6)
HNB500	Silicon Bronze High Strength	.50-13	.75	.44	3.8 (1.7)
HNG500	Galvanized Steel	.50-13	.75	.44	3.8 (1.7)
HNS500	Stainless Steel 18-8	.50-13	.75	.44	3.8 (1.7)

**NUTS**

**HN**




# Split Type Lockwashers — *Aluminum, Silicon Bronze, Galvanized Steel & Stainless Steel*

Catalog Number	Material	Bolt Dia. Inches	Thickness Inches	Approx. Wt./100 Lbs. (kg)
HWA500	Aluminum 7075-T6 Etch Finish	.50	.14	.7 (.32)
HWB500	Silicon Bronze High Strength	.50	.14	2.0 (.91)
HWG500	Galvanized Steel	.50	.14	1.8 (.82)
HWSL500	Stainless Steel 18-8	.50	.14	3.9 (1.77)

**LOCKWASHERS**

**HW**




# Flatwashers — *Aluminum, Silicon Bronze, Galvanized Steel & Stainless Steel*

Catalog Number	Material	Bolt Dia. Inches	Outside Dia. Inches	Thickness Inches	Approx. Wt./100 Lbs. (kg)
HFA500	Aluminum 7075-T6 Plain	.50	1.06	.09	.7 (.32)
HFB500	Silicon Bronze High Strength	.50	1.06	.09	2.0 (.91)
HFG500	Galvanized Steel	.50	1.06	.11	1.8 (.82)
HFS500	Stainless Steel 18-8	.50	1.06	.08	2.1 (.9)

**FLATWASHERS**

**HF**





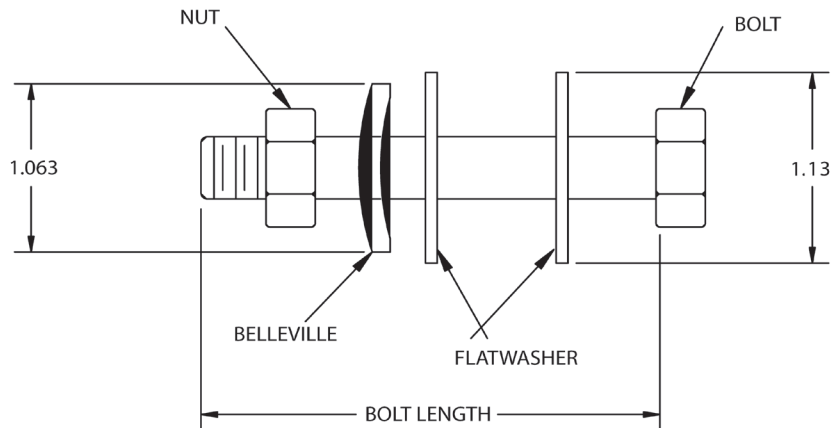
# Fasteners — Stainless Steel Terminal Hardware Sets

Stainless steel two-hole or four-hole terminal hardware sets designed for joining aluminum to copper or bronze pads. Belleville washer torqued to 40 foot-pounds maintains pressure during expansion and contraction of the terminal pads.

STAINLESS STEEL

SSHDW

**Note:** See component catalog pages for details.



## Product Data and Conductor Size

CATALOG NUMBER	BOLT LENGTH	QTY.	BOLT	QTY.	FLATWASHER	QTY.	BELLEVILLE	QTY.	NUT
SS2HDW200	1/2"-13 X 2.00"	2	HBS200	4	HFS5001	2	BW500	2	HNS500
SS2HDW225	1/2"-13 X 2.25"	2	HBS225	4	HFS5001	2	BW500	2	HNS500
SS2HDW250	1/2"-13 X 2.50"	2	HBS250	4	HFS5001	2	BW500	2	HNS500
SS4HDW200	1/2"-13 X 2.00"	4	HBS200	8	HFS5001	4	BW500	4	HNS500
SS4HDW225	1/2"-13 X 2.25"	4	HBS225	8	HFS5001	4	BW500	4	HNS500
SS4HDW250	1/2"-13 X 2.50"	4	HBS250	8	HFS5001	4	BW500	4	HNS500

## Suggested method of mounting connectors

