

NEW

Quick Release Side Loading Ratchet Assembly

Side Loading Ratchet Assemblies

DC26530227 2" x 27' strap with flat hooks
DC26530230 2" x 30' strap with flat hooks

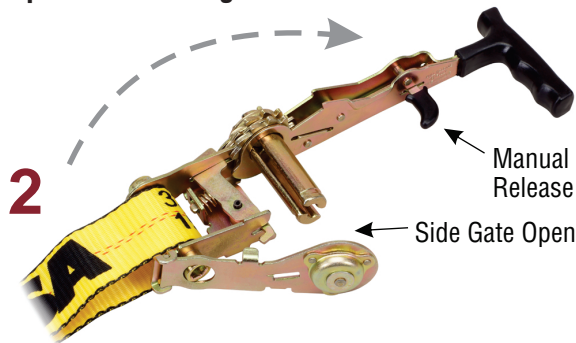
DC26532227 2" x 27' strap with wire hooks
DC26532230 2" x 30' strap with wire hooks

With the new Doleco Ratchet from Dayton Parts you are saving valuable time when lashing

The strap is inserted through a side gate directly into the spool, which eliminates the time-consuming threading process of webbing into the ratchet.


Your Benefits:

- Up to 40% Faster Lashing
- Simplified Handling




2. Open Ratchet, Release Lock

By opening the ratchet (bringing the manual lever into the release position) the locking mechanism disengages and the side gate can be opened.




4. Close Side Gate

After the webbing is loaded into the spool, close the side gate of the ratchet assembly.




1. Closed Ratchet

In the closed ratchet position, the side gate is locked.



3. Insert Webbing

Webbing can easily be loaded sideways into the spool.



5. Lock Side Panel with Ratchet

Pull the ratchet handle down until you hear the side gate fully lock. Now tighten the strap as needed.