


BUILDING 3
FOR LEASE OR SALE ±1,000,000 SF!
AVAILABLE Q1 2020



[VIRTUAL TOUR ONLINE](#)

WWW.NAPALOGISTICSPARK.COM

 **DIVCOWEST**


**ORCHARD
PARTNERS**

 **CUSHMAN &
WAKEFIELD**

BROOKS PEDDER SIOR
EXECUTIVE MANAGING DIRECTOR
+1 925 627 2480
brooks.pedder@cushwake.com
Lic. 00902154

JEFF STARKOVICH SIOR
EXECUTIVE MANAGING DIRECTOR
+1 510 267 6020
jeff.starkovich@cushwake.com
Lic. 00644571

BENJAMIN CONWELL
E-COMMERCE SPECIALIST
+1 206 521 0249
ben.conwell@cushwake.com



Napa Logistics Park

±1,000,000 SF AVAILABLE WITHIN A ±218 ACRE MASTER PLANNED BUSINESS PARK

NAPA LOGISTICS PARK is located in American Canyon within Napa County. Napa Logistics Park is comprised of 218 gross acres with the potential to create more than 2.9 million square feet of warehouse/distribution space for wine and non-wine related users.

NAPA LOGISTICS PARK is situated adjacent to an active rail line serviced by Union Pacific Railroad which benefits companies seeking rail access to/from the Port of Oakland - less than 35 miles from the site.

NAPA LOGISTICS PARK benefits from direct access to Highway 29, and has access to Interstate 80 from Highways 12 and 37 to the north and south, respectively. The completion of the Highway 12 road-widening improvements has transformed Napa Logistics Park into a premier regional logistics location within Northern California.





AVAILABLE > FOR LEASE OR SALE

±1,000,000 SF WITHIN A ±218 ACRE STATE-OF-THE-ART LOGISTICS AND RAIL-SERVED PARK

Napa Logistics Park

BUILDING 3, NAPA LOGISTICS PARK, AMERICAN CANYON, CA 94503



Building 3



BROOKS PEDDER SIOR
1 925 627 2480
brooks.pedder@cushwake.com
Lic. 00902154

JEFF STARKOVICH SIOR
1 510 267 6020
jeff.starkovich@cushwake.com
Lic. 00644571

BENJAMIN CONWELL
E-COMMERCE SPECIALIST
+1 206 521 0249
ben.conwell@cushwake.com



www.cushmanwakefield.com

Approximately ±58.09 Acres

Construction Completion Estimated Q1 2020

BUILDING

- > ±1,000,000 Sq. Ft. Cross-Dock Facility
- > ±620' Deep X ±1,613' Wide
- > ±40' Clear, Concrete Tilt-Up Construction
- > ±54' Wide X ±50' Deep Column Spacing
- > ESFR Fire Suppression System
- > 5,000 Amps @ 277/480 Volts To Main Panel
- > Rail service available

LOADING & PARKING

- > One Hundred and Sixty Eight (168) Dock High Doors
- > Four (4) Grade Level Doors
- > ±60' Speed Bays
- > ±685 Car / ±226 Trailer Parking Stalls
- > Additional Trailer or Vehicle Parking Available on Adjacent Site 2 (±7.4 AC)

WWW.NAPALOGISTICSPARK.COM



AVAILABLE > FOR LEASE OR SALE

±1,000,000 SF WITHIN A ±218 ACRE STATE-OF-THE-ART LOGISTICS AND RAIL-SERVED PARK

Napa Logistics Park

BUILDING 3, NAPA LOGISTICS PARK, AMERICAN CANYON, CA 94503

NAPA LOGISTICS PARK | BUILDING 3 PHOTO



LOCATION HIGHLIGHTS

- > Highway 12 widening: Now Four (4) Lanes From Interstate 80 to Highway 29
- > Napa County Address: All Wine & Food Sectors Benefit
- > 94503 Napa County Zip Code: Benefit for Wine Labeling, Processing & Distribution
- > Direct, rail-served access to Union Pacific Railroad
- > South Napa Climate: Degree Day Energy Savings vs. Other Napa and Solano Locations
- > CNG Truck Fueling: Available at Adjacent Transfer Station
- > FTZ capable with 60-day guarantee of zone status
- > 35 Miles from Port of Oakland with No Weigh Scales

WWW.NAPALOGISTICSPARK.COM

BROOKS PEDDER SIOR
+1 925 627 2480
brooks.pedder@cushwake.com
Lic. 00902154

JEFF STARKOVICH SIOR
+1 510 267 6020
jeff.starkovich@cushwake.com
Lic. 00644571

BENJAMIN CONWELL
E-COMMERCE SPECIALIST
+1 206 521 0249
ben.conwell@cushwake.com





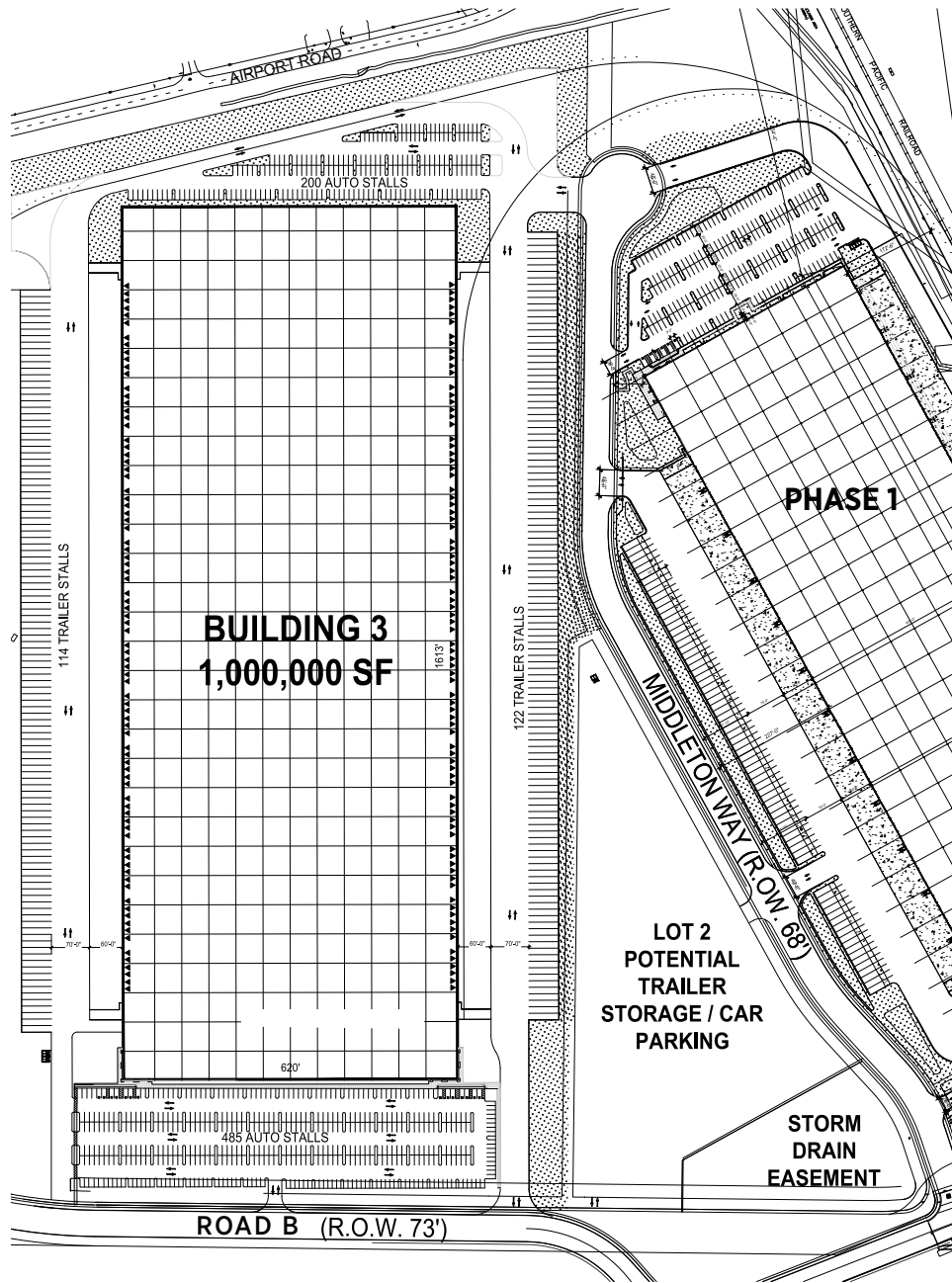
AVAILABLE > FOR LEASE OR SALE

±1,000,000 SF WITHIN A ±218 ACRE STATE-OF-THE-ART LOGISTICS AND RAIL-SERVED PARK

Napa Logistics Park

BUILDING 3, NAPA LOGISTICS PARK, AMERICAN CANYON, CA 94503

NAPA LOGISTICS PARK | BUILDING 3 SITE PLAN



WWW.NAPALOGISTICSPARK.COM

BROOKS PEDDER SIOR
+1 925 627 2480
brooks.pedder@cushwake.com
Lic. 00902154

JEFF STARKOVICH SIOR
+1 510 267 6020
jeff.starkovich@cushwake.com
Lic. 00644571

BENJAMIN CONWELL
E-COMMERCE SPECIALIST
+1 206 521 0249
ben.conwell@cushwake.com





AVAILABLE > FOR LEASE OR SALE

±1,000,000 SF WITHIN A ±218 ACRE STATE-OF-THE-ART LOGISTICS AND RAIL-SERVED PARK

Napa Logistics Park

BUILDING 3, NAPA LOGISTICS PARK, AMERICAN CANYON, CA 94503

NAPA LOGISTICS PARK | BUILDING 3 SITE PLAN

BROOKS PEDDER SIOR

+1 925 627 2480

brooks.pedder@cushwake.com

Lic. 009902154

JEFF STARKOVICH SIOR

+1 510 267 6020

jeff.starkovich@cushwake.com


Lic. 00644571

BENJAMIN CONWELL

E-COMMERCE SPECIALIST

+1 206 521 0249

ben.conwell@cushwake.com





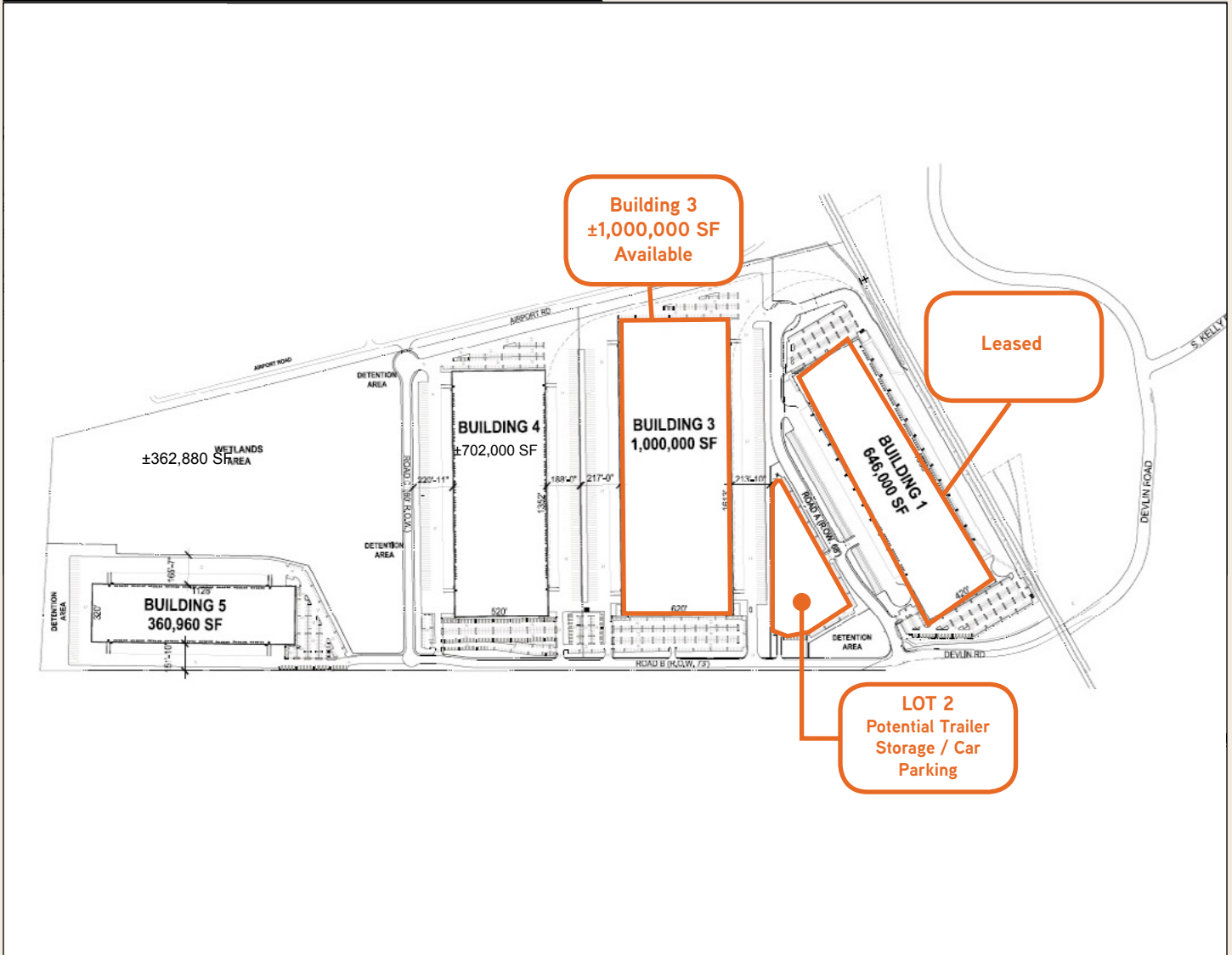
AVAILABLE > FOR LEASE OR SALE

±1,000,000 SF WITHIN A ±218 ACRE STATE-OF-THE-ART LOGISTICS AND RAIL-SERVED PARK

Napa Logistics Park

BUILDING 3, NAPA LOGISTICS PARK, AMERICAN CANYON, CA 94503

NAPA LOGISTICS PARK | BUILDING 3 SITE PLAN



WWW.NAPALOGISTICSPARK.COM

BROOKS PEDDER SIOR
+1 925 627 2480
brooks.pedder@cushwake.com
Lic. 00902154

JEFF STARKOVICH SIOR
+1 510 267 6020
jeff.starkovich@cushwake.com
Lic. 00644571

BENJAMIN CONWELL
E-COMMERCE SPECIALIST
+1 206 521 0249
ben.conwell@cushwake.com





AVAILABLE > FOR LEASE OR SALE

±1,000,000 SF WITHIN A ±218 ACRE STATE-OF-THE-ART LOGISTICS AND RAIL-SERVED PARK

Napa Logistics Park

BUILDING 3, NAPA LOGISTICS PARK, AMERICAN CANYON, CA 94503

NAPA LOGISTICS PARK | LOCAL AERIAL



WWW.NAPALOGISTICSPARK.COM

BROOKS PEDDER SIOR
+1 925 627 2480
brooks.pedder@cushwake.com
Lic. 00902154

JEFF STARKOVICH SIOR
+1 510 267 6020
jeff.starkovich@cushwake.com
Lic. 00644571

BENJAMIN CONWELL
E-COMMERCE SPECIALIST
+1 206 521 0249
ben.conwell@cushwake.com





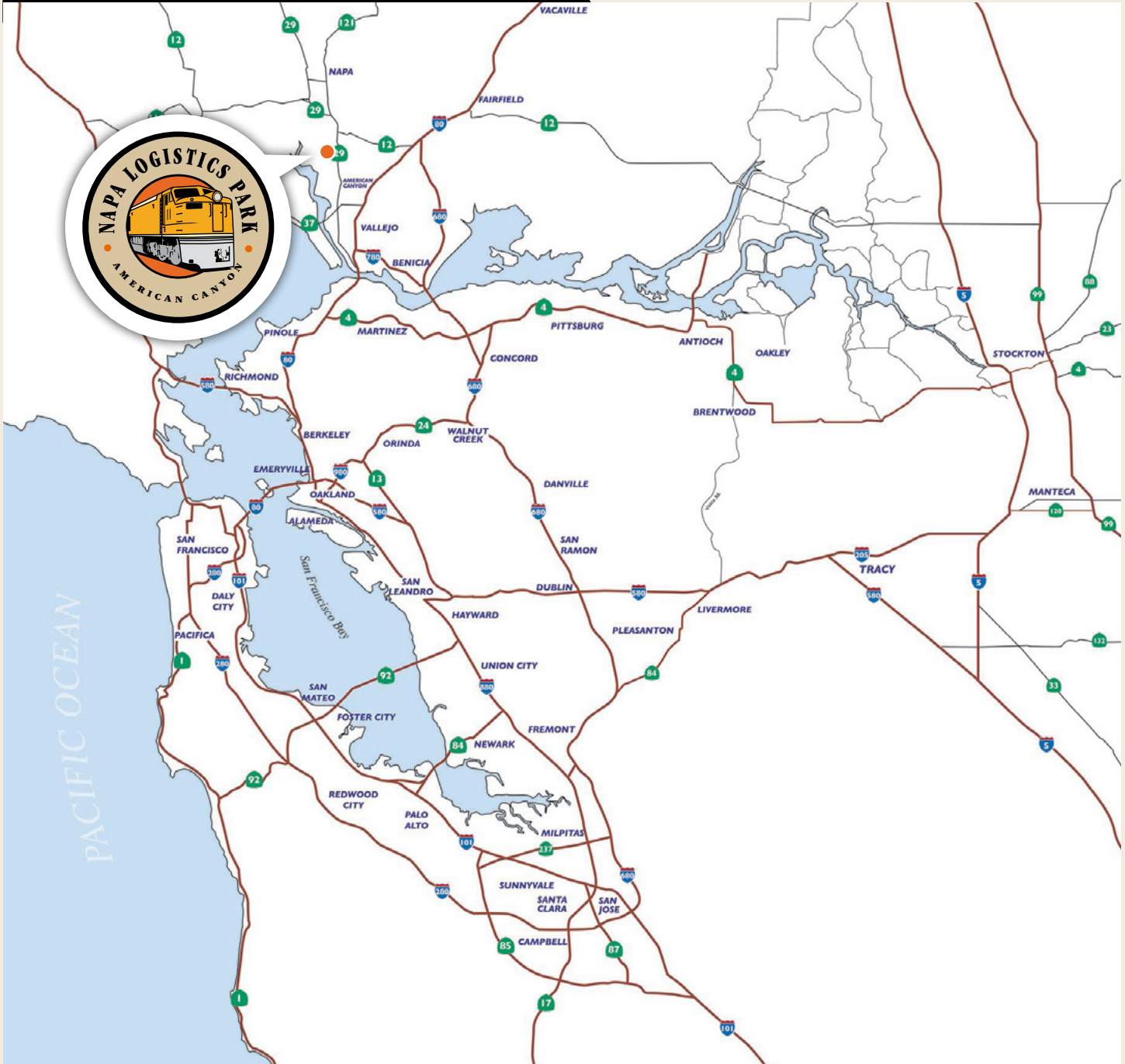
AVAILABLE > FOR LEASE OR SALE

±1,000,000 SF WITHIN A ±218 ACRE STATE-OF-THE-ART LOGISTICS AND RAIL-SERVED PARK

Napa Logistics Park

BUILDING 3, NAPA LOGISTICS PARK, AMERICAN CANYON, CA 94503

NAPA LOGISTICS PARK | BAY AREA MAP



WWW.NAPALOGISTICSPARK.COM

BROOKS PEDDER SIOR
+1 925 627 2480
brooks.pedder@cushwake.com
Lic. 00902154

JEFF STARKOVICH SIOR
+1 510 267 6020
jeff.starkovich@cushwake.com
Lic. 00644571

BENJAMIN CONWELL
E-COMMERCE SPECIALIST
+1 206 521 0249
ben.conwell@cushwake.com





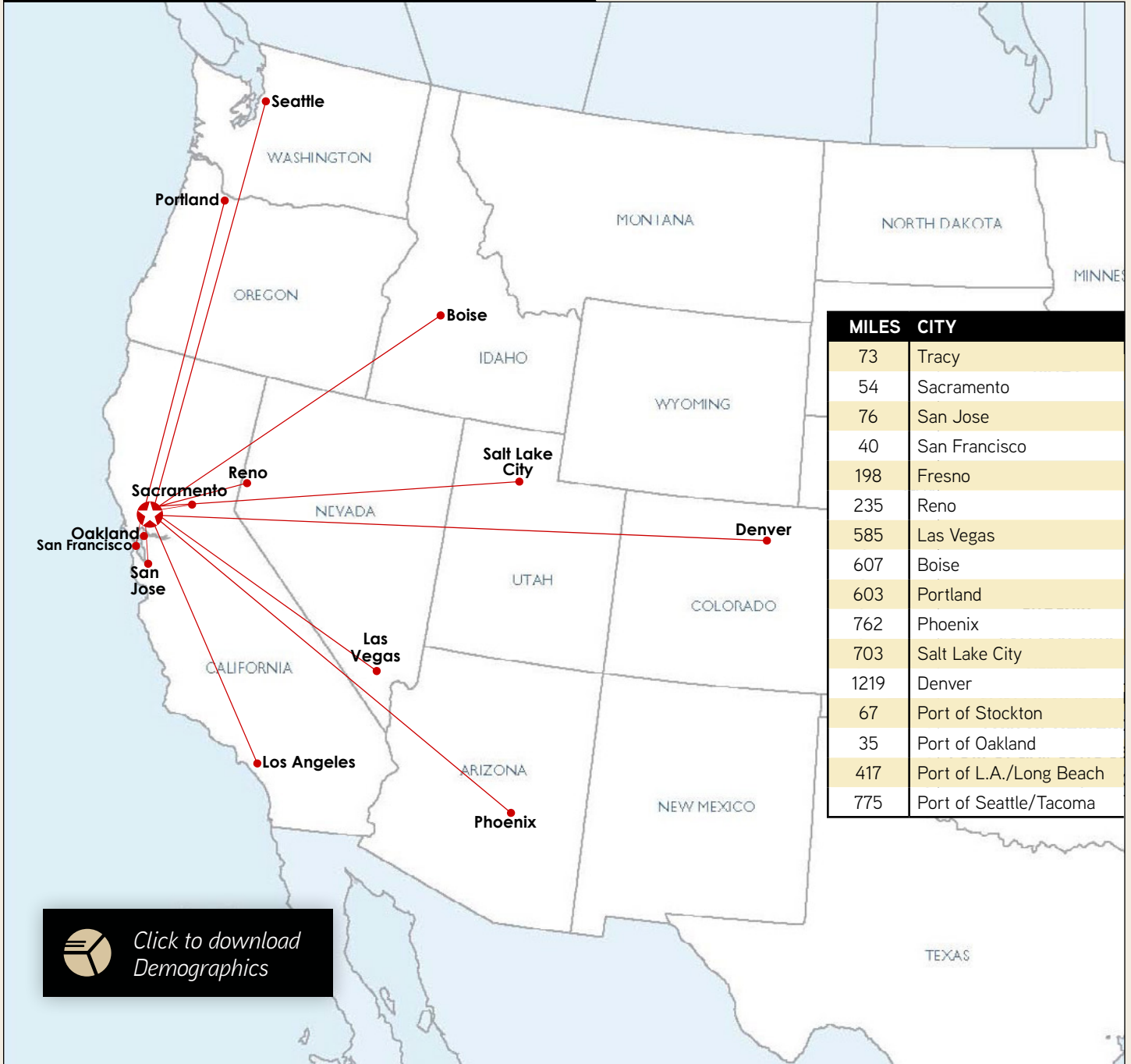
AVAILABLE > FOR LEASE OR SALE


±1,000,000 SF WITHIN A ±218 ACRE STATE-OF-THE-ART LOGISTICS AND RAIL-SERVED PARK

Napa Logistics Park

BUILDING 3, NAPA LOGISTICS PARK, AMERICAN CANYON, CA 94503

MILEAGE TO MAJOR MARKETS | FROM NAPA, CA



 [Click to download Demographics](#)

WWW.NAPALOGISTICSPARK.COM

BROOKS PEDDER SIOR
 +1 925 627 2480
brooks.pedder@cushwake.com
 Lic. 00902154

JEFF STARKOVICH SIOR
 +1 510 267 6020
jeff.starkovich@cushwake.com
 Lic. 00644571

BENJAMIN CONWELL
 E-COMMERCE SPECIALIST
 +1 206 521 0249
ben.conwell@cushwake.com

