

TECHNICAL DATA SHEET FOR A18 RETAINER

PRODUCT DESCRIPTION

A18 is designed for the bonding of cylindrical fitting parts, particularly where bond gap can approach 0.25mm. The product is a single component anaerobic, acrylic based product. The product cures when confined in the absence of air between close fitting metal surfaces and prevents leakage and loosening from vibration and shock.

A18 CHARACTERISTICS

Technology	Acrylic
Appearance (uncured)	Green liquid
Chemical Form	Urethane methacrylate
Cure	Anaerobic
Secondary cure	Activator
Components	Single – requires no mixing
Viscosity	High
Strength	High
Application	Retaining
Technology	Acrylic

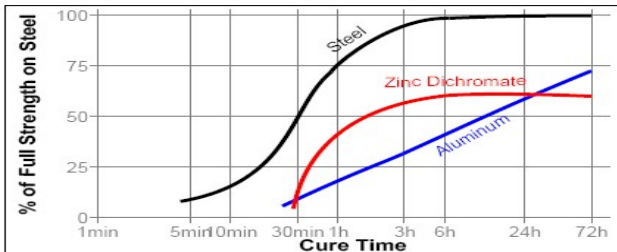
Applications include sleeves into housings/shafts and locking bushings.

PROPERTIES OF UNCURED MATERIAL

Specific Gravity @ 25°C	1.09
Viscosity @ 25°C	2000-3000 mPas
Flash Point	See MSDS
Fixture time	10-15 mins

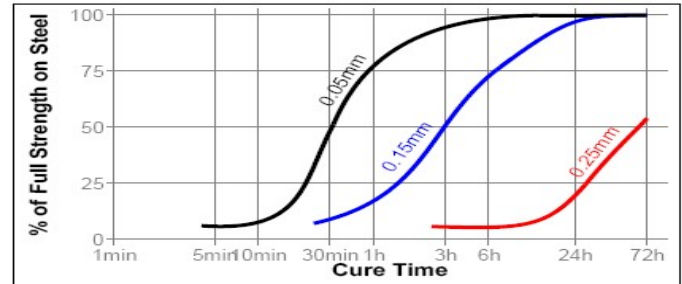
CURE SPEED VS. SUBSTRATE

The rate of cure is dependent on substrate used. The graph below shows the breakaway strength developed with time on steel collars and pins compared to different materials and tested according to ISO 10123.



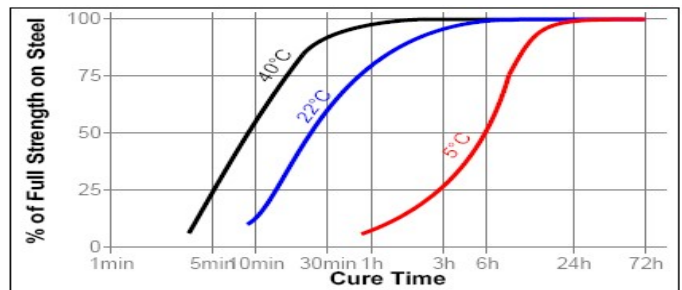
CURE VS. BOND GAP

The rate of cure will depend on the bond gap. The graph below shows shear strength developed with time on steel collars and pins at different controlled gaps and tested according to ISO 10123.



CURE SPEED VS. TEMPERATURE

The rate of cure is dependent on the ambient temperature. The graph below shows the breakaway strength developed with time at different temperatures on steel collars and pins tested according to ISO 10123.



CURE SPEED VS. ACTIVATOR

Where the cure speed is unacceptably long or large gaps are present. An activator can be applied to the surface which will improve cure speed.

TYPICAL PERFORMANCE OF CURED MATERIAL

Operating Temp °C	Typical Value -54°C - 150°C
--------------------------	---------------------------------------

(After 24 hr at 20-25°C)

Shear strength steel collars and pins ISO 1010123	Typical Value >25Nm
--	------------------------

Adhesive Dispensing Ltd
55 Alston Drive
Bradwell Abbey
Milton Keynes, UK
MK13 9HB

Telephone Number:
+44(0)1908 686660

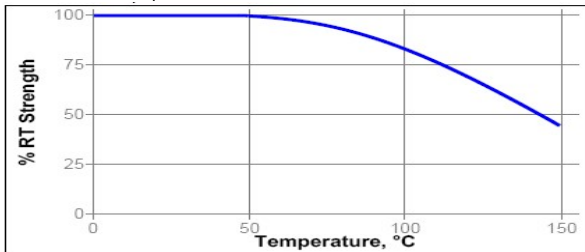
Fax Number:
+44(0)1908 686836

TECHNICAL DATA SHEET FOR A18 RETAINER

TYPICAL HEAT RESISTANCE

HOT STRENGTH

Tested at temperature



HEAT AGING

Aged at temperature indicated and tested at 22°C



CHEMICAL / SOLVENT RESISTANCE

Aged under conditions indicated and tested @ 22 °C.

Environment	°C	% of initial strength		
		100h	500 h	1000 h
Motor oil (MIL-L-46152)	125	100	100	100
Unleaded Petrol	22	100	90	85
Brake Fluid	22	100	90	80
Water/Glycol 50/50	87	95	80	80
Ethanol	22	100	100	75
Acetone	22	90	90	90

GENERAL INFORMATION

This product is not recommended for use in pure oxygen and/or oxygen rich systems and should not be use with chlorine or other strong oxidising materials.

For information on the safe handling of this product, consult the Material Safety Data Sheet, (MSDS).

Where washing systems are used to clean the surfaces before bonding, it is important to check the compatibility of the washing solution with the adhesive. In some cases, these solutions can affect the cure and performance of the adhesive. This product is not recommended for use on certain plastics.

DIRECTIONS FOR USE

1. For optimum performance surfaces should be clean and free of grease.
2. If the material is an inactive metal consider using activator.
3. Shake the product thoroughly before use.
4. Apply several drops to the bolt & nut.
5. Assemble and tighten as required.
6. To prevent the clogging of the nozzle, do not let the tip touch metal surface during application.

FOR DISASSEMBLY

1. Remove with standard hand tools.
2. In circumstances where hand tools do not work, use localized heat to bolt or nut, disassemble while hot.

FOR CLEANUP

1. To remove cured product, use a combination of solvent and abrasion such as a wire brush.

PRECAUTION

1. Use proper ventilation, avoid contact with skin and eyes.
2. If contact with skin occurs, rinse with warm water or dissolve gradually with appropriate debonder.
3. Do not try to remove forcibly.
4. If adhesive gets into eye, keep eye open and rinse thoroughly. Seek medical attention immediately.
5. Keep well out of reach of children.

STORAGE

Keep adhesive in a cool, dry place optimal storage 8°C-21°C, is recommended unless otherwise labelled. To prevent contamination of unused material, do not return any product to its original container. For specific shelf life information, contact Adhesive Dispensing Ltd.

Disclaimer: The data contained herein are furnished for informational purposes only and are believed to be reliable. However, Adhesive Dispensing Ltd does not assume responsibility for any results obtained by persons over whose methods Adhesive Dispensing Ltd has no control. It is the user's responsibility to determine the suitability of Adhesive Dispensing Ltd products or any production methods mentioned herein for a purpose, and to adopt such precautions as may be advisable for the protection of property and persons against any hazards that may be involved in the handling and use of any Adhesive Dispensing Ltd products. Adhesive Dispensing Ltd specifically refutes all warranties express or implied, including warranties of salability and suitability for a purpose arising from sale or use of Adhesive Dispensing Ltd products. Adhesive Dispensing Ltd further refutes any liability for consequential or incremental damages of any kind including lost profits.