



**COMPLETO**  
**COMPLETO EVA3**  
**MOBILIO**

Workshop equipment  
*Equipamiento del taller*  
Equipamento para oficina



smarttablet



## KRAFTWERK FLIPPING BOOKS



On your **KRAFTWERK** Smart Tablet you can also view the catalogues offline.

Install the App FlippingBookReader (Google account required) and follow the instructions below.

*En su tableta **KRAFTWERK** usted podrá consultar nuestros catálogos estando fuera de línea.*

*Instale la aplicación FlippingBookReader y siga las instrucciones (se requiere cuenta de Google).*

No seu Tablet **KRAFTWERK** pode voltar a acceder aos catálogos em modo off-line.

Basta instalar o aplicativo FlippingBook-Reader (Necessária conta Playstore configurada) e, de seguida, seguir as instruções abaixo.



**WORLD** of  
quality **TOOLS**



Our further products to be found  
in the special catalogues:

*Nuestros Productos adicionales  
se encuentran en los catálogos especializados:*

Os nossos outros produtos

**General** Collection

**LIGHT** Collection

**WORK+FASHION** Collection

# HIGHTECH



**1**  
Chemical resistant ABS top compartment with storage partitions.

*Superficie de trabajo en ABS con compartimento para piezas pequeñas, resistente a productos químicos.*

Topo em **ABS** com compartimentos, resistente aos produtos químicos.

**2**  
One-finger operating and gently moving, **fully opening** ball bearing guided drawers, removable.

*Un solo dedo es suficiente para abrir **totalmente** cada cajón- apertura total de los cajones con sistema de rodamientos, extraíble.*

Um dedo apenas para abrir **totalmente** a gaveta, com sistema de rolamentos, removível.

**3**  
Single-handed, individual drawer locking device under the handle; the drawers are firmly locked also during the drive.

*Pestaña de cierre individual de los cajones debajo de tiradores. Incluso durante el desplazamiento del carro los cajones quedan cerrados.*

**Fechadura lateral individual** por gaveta, abertura apenas com uma mão, gavetas devidamente fechadas mesmo durante o transporte.

**4**  
Wide range of accessories for direct mounting on the sturdy double wall construction of the tool cabinets.

*Gran variedad de accesorios para montaje directo a la robusta construcción de doble pared de los carros.*

Grande variedade de acessórios para instalação directa em parede dupla.

**5**  
Handle strip with guide for **individual contents inscription**.

*Porta etiquetas para una perfecta identificación del contenido.*

Porta etiquetas para a **perfeita identificação do conteúdo**.



**7**  
High performance ball bearing guided wheels for optimal manoeuvre. Guide wheels with brake-system.

*Ruedas de alta calidad con rodamientos para una mejor maniobra. Ruedas pivote con sistema de frenado.*

**Rodas de alta performance com rolamentos** para manuseamento ágil. Rodas guia com travão.



**6**  
Central security locking system. Open drawers can be pushed back in to the cabinet also in closed position.

*Sistema de cierre central. Los cajones se pueden empujar hasta el final incluso en la posición cerrada.*

Sistema de fechadura central. As gavetas abertas podem ser fechadas mesmo na posição de fechado.

Tool cabinet  
 Carro taller  
 Carro de ferramentas

Art.	
<b>3907-1</b>	6

	L1 / mm	L2 / mm	L3 / mm	kg
	650	485	943	215
A	533	414	70	25
B	533	414	110	30
C	533	414	230	30




Tool cabinet  
 Carro taller  
 Carro de ferramentas

Art.	
<b>3908</b>	8

	L1 / mm	L2 / mm	L3 / mm	kg
	650	485	943	265
A	533	414	60	25
B	533	414	110	30




Tool cabinet  
*Carro taller*  
Carro de ferramentas

Art.	
<b>3909</b>	11

	L1 / mm	L2 / mm	L3 / mm	kg
	650	485	970	290
<b>A</b>	533	414	70	20
<b>B</b>	533	414	65	25
<b>C</b>	533	414	110	30



Top chest for tool cabinet  
*Armario para carro*  
Baú para carro

Art.	
<b>3905</b>	4

	L1 / mm	L2 / mm	L3 / mm	kg
	650	485	430	130
<b>A</b>	533	414	70	20
<b>B</b>	533	414	65	25
<b>C</b>	533	414	110	30




Fits for  
*Apropriado para*  
Encaixa em



# LARGO HIGHTECH



Tool cabinet, extra large  
*Carro taller, extra largo*  
 Carro de ferramentas, extra largo

Art.	
<b>3910</b>	8

	L1 / mm	L2 / mm	L3 / mm	⚖️ kg
	1015	485	970	480
<b>A</b>	883	414	55	50
<b>B</b>	883	414	105	60



**EXTRA LARGO**

**Rolling work bench / extra long tool cabinet**

with 12 bearing guided, single locking drawers, 9 of them optimally fitting for min. 27 COMPLETO tool-trays

- Compartment with door and 2 adjustable shelves
- Central locking
- 25 mm thick multiplex ply board, made in Germany
- 4 industrial PP-wheels, 2 fix and 2 steerable, with brakes
- Capacity: 30-35 kg each drawer
- Static carrying capacity: 450-500 kg.

**EXTRA LARGO**

**Banco-carro extra largo**

de 12 guías con rodamientos, cerradura individual para cada cajón,

9 cajones adaptados para 27 bandejas COMPLETO

- Compartimento con puerta y 2 estantes ajustables
- Cerradura central
- Superficie de trabajo en multiplex, grosor 25 mm, fabricado en Alemania
- 4 ruedas industriales de PoliPropileno, 2 fijas y 2 giratorias, todas con frenos
- Capacidad: 30-35 kg por cajón
- Capacidad de carga estática: 450-500 kg.

**EXTRA LARGO**

**Carro bancada extra largo**

com 12 guias de rolamentos, tranca individual para cada gaveta,


9 gavetas adaptadas para 27 bandejas COMPLETO.

- Compartimento com porta e 2 prateleiras ajustáveis
- Fecho centralizado
- Superfície de trabalho em Multiplex, espessura 25 mm
- 4 rodas industriais em polipropileno, 2 fixas e 2 giratórias, todas com travões
- Capacidade: 30-35 kg por gaveta
- Capacidade de carga estática: 450-500 kg.



Art. **3936**

**COMPLETO compatible**



	L1 / mm	L2 / mm	L3 / mm
	1800	459	940
L4	568	413	66
L5	568	413	145
L6	568	413	224
L7	459	454	638

**Tray set for small parts for 4920**

**Juego de bandejas piezas pequeñas para 4920**

**Jogo de bandejas vazias para pequenas peças para 4920**



Art. **3936ES**  **3936**

**9**  
PCS



405 x 45 x 42 mm



## Service workshop trolley


with large tool tray, gently opening and closing due to gas springs, 3 ball bearing drawers, large bottom compartment.

### Carro taller

con una gran bandeja, abriendo y cerrando suavemente debido a los resortes de gas, 3 cajones con rodamientos, amplio compartimento inferior.

### Carro multiuso

com bandeja grande, abrindo e fechando suavemente graças a molas de gás, 3 gavetas com guias de rolamentos, grande compartimento inferior.

Art.	
<b>3917</b>	3

	L1 / mm	L2 / mm	L3 / mm	kg
	792	445	960	160
<b>A</b>	690	410	104	40
<b>B</b>	650	355	45	20
<b>C</b>	650	355	68	30
<b>D</b>	650	355	100	30
<b>E</b>	768	410		40



## Tool cabinet TRIO

without tool-assortment

### Carro TRIO

sin herramientas

### Carro de ferramenta TRIO

sem ferramentas

Art.	
<b>3934</b>	



688 × 482 × 1012 mm

## MDF top plate

for tool-cabinet TRIO


### Tablero MDF

para carro TRIO

### Painel MDF

para carro TRIO

Art.	
<b>3934-99</b>	



432 × 428 × 16 mm

**Tool cabinet CINCO**

without tool-assortment

**Carro CINCO**

sin herramientas

**Carro de ferramenta CINCO**

sem ferramentas

Art.

**3935**

**MDF top plate**

for tool-cabinet CINCO

**Tablero MDF**

para carro CINCO

**Painel MDF**

para carro CINCO

Art.

**3935-99**

**Tool cabinet**

with bearing guided and single locking, fully pull-out drawer with central locking.

**Carro taller**

con cajones completamente extraíbles, con sistema de rodamientos, bloqueo individual y cerradura central.

**Carro de ferramentas**

com gavetas extensíveis com guias de rolamentos e trancas individuais e fecho centralizado.

Art.



**2905**

5

	L1 / mm	L2 / mm	L3 / mm	kg
	695	475	885	200
A	536	410	60	25
B	536	410	124	30
C	536	410	172	30



*Special Edition*



1044.5 × 482 × 1012 mm



788 × 428 × 16 mm

**COMPLETO** Compatible



### Tool cabinet

with bearing guided and single locking, fully pull-out drawer with central locking.

### Carro taller

con cajones completamente extraíbles, con sistema de rodamientos, bloqueo individual y cerradura central.

### Carro de ferramentas

com gavetas extensíveis com guias de rolamentos e trancas individuais e fecho centralizado.

COMPLETO Compatible

Art.	
<b>2907</b>	7

	L1 / mm	L2 / mm	L3 / mm	kg
	695	475	885	240
<b>A</b>	536	410	45	25
<b>B</b>	536	410	60	30
<b>C</b>	536	410	172	30



### Top chest for tool cabinets

with bearing guided and single locking, fully pull-out drawer with central locking.


### Armario para carros

con cajones completamente extraíbles, con sistema de rodamientos, bloqueo individual y cerradura central.

### Baú para carros

com gavetas extensíveis com guias de rolamentos e trancas individuais e fecho centralizado.

COMPLETO Compatible

Art.	
<b>2904</b>	3

	L1 / mm	L2 / mm	L3 / mm	kg
	695	475	345	115
<b>A</b>	536	410	60	25



Fits for  
Apropriado para  
Encaixa em




2905



2907


Tool cabinet  
Carro taller  
Carro de ferramentas

Art.	
<b>1906</b>	6

	L1 / mm	L2 / mm	L3 / mm	kg
	678	405	925	150
A	570	370	56	20
B	570	370	81	20
C	570	370	106	20
D	570 <td 370	155	20	



Tool cabinet  
Carro taller  
Carro de ferramentas

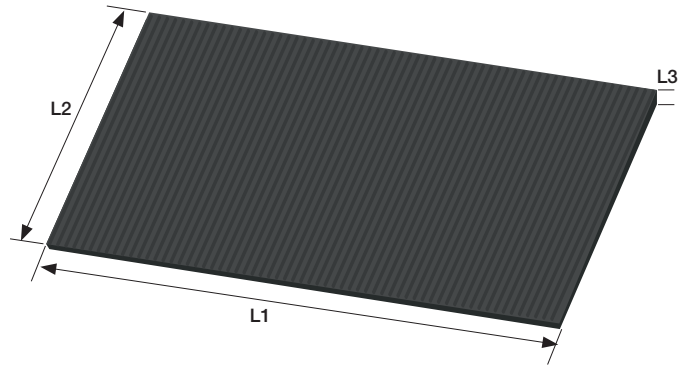
Art.	
<b>1907</b>	7

	L1 / mm	L2 / mm	L3 / mm	kg
	682	458	1000	205
A	565	395	58	25
B	565	395	138	30



**Rubber mat for drawers**  
*Alfombrilla goma para cajones*  
**Tapete de borracha para gavetas**


Art.	
<b>3918</b>	3907-1 / 3908 / 3909



↕ L1 530 × L2 405 × L3 2 mm

**Drawer divider insert**  
of galvanized metal sheet  
*Divisores "U" para cajones*  
*de acero galvanizado*  
**Divisor em "U" para gaveta**  
em chapa de metal galvanizado



Art.	
<b>3919</b>	3907-1 / 3908 / 3909 / 3910



↕ L1 409 × L2 132 × L3 50 mm

**Drawer divider**  
for 3919, of galvanized metal sheet  
*Divisores para cajones*  
*para 3919, de acero galvanizado*  
**Divisória para gavetas**  
para 3919, em chapa de metal galvanizado


Art.	
<b>3920</b>	3907-1 / 3908 / 3909 / 3910



↕ L1 129 × L2 50 × L3 1.2 mm

Drawer compartment, flat  
*Bandeja fina cajón*  
Compartimento liso para gaveta


Art.	
<b>3921</b>	3907-1 / 3908 / 3909



↕ L1 530 × L2 200 × L3 20 mm

Drawer compartment, deep  
*Bandeja profunda cajón*  
Compartimento fundo para gaveta

Art.	
<b>3922</b>	3907-1 / 3908 / 3909




↕ L1 530 × L2 200 × L3 45 mm

Partition compartment tray  
*Bandejas con subdivisiones*  
Bandeja com subdivisão

Art.	
<b>7721</b>	3907-1 / 3908 / 3909 / 3910 / 2905 / 2907 / 1907



**6**  
PCS




↕ L1 165 × L2 195 × L3 35 mm

Partition compartment tray  
*Bandejas con subdivisiones*  
 Bandeja com subdivisão

Art.	
<b>7722</b>	3907-1 / 3908 / 3909 / 3910 / 2905 / 2907 / 1907



**6**  
PCS



↕ L1 165 × L2 195 × L3 35 mm

Partition compartment tray  
*Bandejas con subdivisiones*  
 Bandeja com subdivisão

Art.	
<b>7723</b>	3907-1 / 3908 / 3909 / 3910 / 2905 / 2907 / 1907



**6**  
PCS



↕ L1 165 × L2 195 × L3 35 mm

Partition compartment tray  
*Bandejas con subdivisiones*  
 Bandeja com subdivisão

Art.	
<b>7724</b>	3907-1 / 3908 / 3909 / 3910 / 2905 / 2907 / 1907



**3**  
PCS



↕ L1 160 × L2 390 × L3 35 mm

**Partition compartment tray set**  
*Juego bandejas con subdivisiones*  
Conjunto de 5 bandejas con subdivisões

**5**  
PCS



Art.	3907-1 / 3908 / 3909 / 3910 / 2905 / 2907 / 1907
<b>7725</b>	

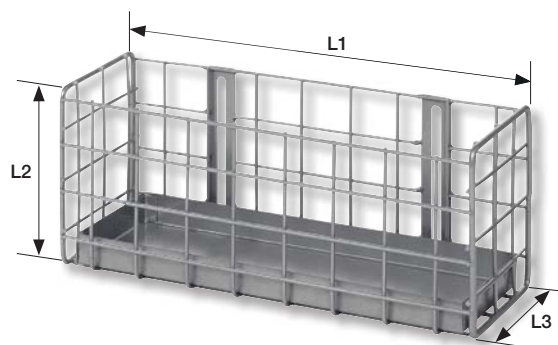


**Outside basket**  
with drop dish

**Cubeta**  
*con fondo*

**Cesto exterior**  
com fundo

Art.	3907-1 / 3908 / 3909 / 3910
<b>3923</b>	



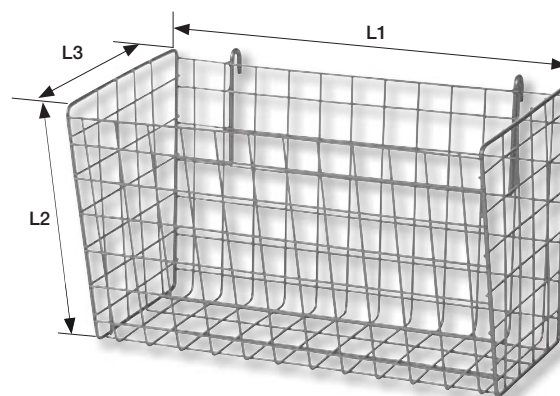
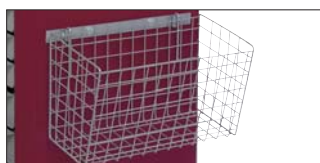
↕ L1 280 × L2 115 × L3 95 mm

**Universal basket**  
with holder

**Cubeta universal**  
*con soporte*

**Cesto universal**  
com suporte

Art.	3907-1 / 3908 / 3909 / 3910
<b>3924</b>	

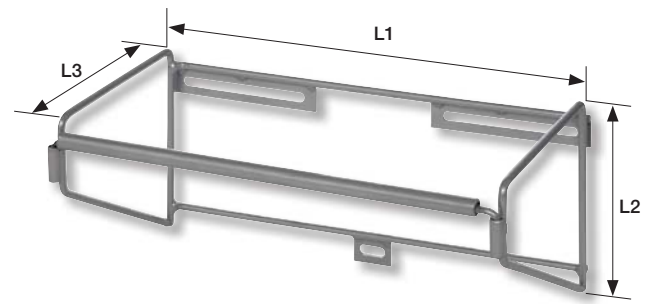


↕ L1 365 × L2 220 × L3 215 mm



**Holding device for cleaning cloth rolls**  
**Portarrollos**  
**Suporte para rolos de papel**

Art.	
<b>3925</b>	3907-1 / 3908 / 3909 / 3910



↕ L1 330 × L2 175 × L3 140 mm

**Side table**  
 with integrated roll-holder for usage of a notebook  
 or for additional utility space.

**Panel lateral abatible**  
 con portarrollo integrado, para espacio adicional  
 o para portátil.

**Mesa lateral**  
 com porta rolos integrado, para computador portátil  
 ou como espaço adicional.

Art.	
<b>3927</b>	3907-1 / 3908 / 3909 / 3910



↕ L1 385 × L2 380 × L3 375 mm

**Side table for the KWR tool-cabinets**  
for usage of a notebook or space for documents.

**Panel lateral para carros KWR**  
espacio adicional para documentos o para portátil.

**Mesa lateral para carros ferramentas KWR**  
para computador portátil, documentos, etc.

Art.	
<b>1927</b>	2905 / 2907



↕ L1 280 × L2 210 mm

**Magnetic tray**


stainless

**Bandeja magnética**

inox

**Recipiente magnético**

em aço inox

Art.	
<b>2950</b>	1200 g



↕ Ø 150 × 40 × 40 mm

**Magnetic tray**


stainless

**Bandeja magnética**

inox

**Vassoio magnetico**

em aço inox

Art.	
<b>2951</b>	2 × 1200 g



↕ 240 × 140 × 40 mm

## Magnetic holder

for sockets and pneumatic tools

### Soporte magnético

para herramientas neumáticas

### Suporte magnético

para ferramentas pneumáticas

Art.

**3929**



↕ L 400 mm

## Protection cover for tool cabinet

Cubierta de protección para carros

Cobertura de protecção para carros

Art.

**3930**

3907-1 / 3908 / 3909 / 2905 / 2907 /  
1906 / 1907

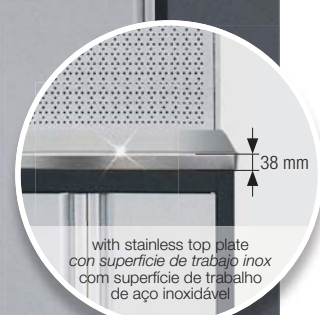



↕ 73 x 55 x 89 mm




High quality  
**Modular elements workshop wall cabinet system**

Alta calidad  
**Muebles modulares para taller**

Alta qualidade  
**Sistema de armários modulares para oficina**



**WORLD** of  
 quality **TOOLS**



**Modular elements workshop wall cabinet system**

for compilation following individual needs. Freestanding construction, no fixtures and no walls necessary to place, very flexible to install. Each module can be ordered individually. Ball-bearing guided drawers of different heights, fitting all KRAFTWERK-tool inserts (COMPLETE-hardshells, EVA, EVA3) with central locking system and single locking drawers. Tool wall panels with standard Euro perforation.

**Muebles modulares para taller**

*Para un montaje personalizado en función de su necesidad. Construcción independiente, sin accesorios y muro de sujeción, instalación muy flexible. Cada módulo se puede pedir individualmente. Cajones de diferentes alturas, con guías de rodamientos de bola, apropiados para cualquier inserción KRAFTWERK (COMPLETE, EVA, EVA3) con cierre centralizado y cierre individual para cada cajón. Paneles con perforación estándar EURO.*

**Sistema de armários modulares para oficina**

para montagem personalizada em função das suas necessidades. Construção independente, isenta de fixações e paredes para colocação, com bastante flexibilidade de instalação. Cada módulo pode ser encomendado individualmente. Gavetas com calhas de rolamentos de diferentes alturas, compatíveis com todos os módulos KRAFTWERK (COMPLETE, EVA, EVA3) e com tranca central bem como sistema de bloqueio individual. Paineis de parede com furação standard Euro.



### 3-Elements Storage System

- 2 Wall cabinets with gas spring
- 1 Locker with 4 shelves
- 1 2 doors base cabinet with 1 shelf
- 1 5 drawer's base cabinet
- 2 Hanging panels
- 1 Worktop

### Mueble modular - 3 elementos

- 2 cajones abatibles con resortes a gas
- 1 armario alto con 4 baldas
- 1 armario bajo de 2 puertas con 1 balda
- 1 armario bajo con 5 cajones
- 2 paneles perforados de pared
- 1 superficie de trabajo

### Móvel modular - 3 elementos

- 2 armários de parede com sistema hidráulico
- 1 armário alto com 4 prateleiras
- 1 estante com 2 portas com 1 prateleira
- 1 armário com 5 gavetas
- 2 painéis de pendurar ferramenta
- 1 topo

Art.

**3964A**

With Multiplex worktop  
Con superficie de trabajo Multiplex  
Com topo multiplex de comprimento  
1361 x 463 x 35 mm

**3964AIX**

With stainless top plate  
Con superficie de trabajo en acero inoxidable  
Com topo em aço inoxidável  
1361 x 463 x 38 mm



#### 4-Elements Storage System

- 3 Wall cabinets with gas spring
- 1 Locker with 4 shelves
- 1 2 doors base cabinet with 1 shelf
- 1 4 drawer's base cabinet
- 1 5 drawer's base cabinet
- 3 Hanging panels
- 1 Worktop

#### Mueble modular - 4 elementos

- 3 cajones abatibles con resortes a gas
- 1 armario alto con 4 baldas
- 1 armario bajo de 2 puertas con 1 balda
- 1 armario bajo con 4 cajones
- 1 armario bajo con 5 cajones
- 3 paneles perforados de pared
- 1 superficie de trabajo

#### Móvel modular - 4 elementos

- 3 armários de parede com sistema hidráulico
- 1 armário alto com 4 prateleiras
- 1 estante com 2 portas com 1 prateleira
- 1 armário com 4 gavetas
- 1 armário com 5 gavetas
- 3 painéis de pendurar ferramenta
- 1 topo


Art.

**3964B**

With Multiplex worktop  
 Con superficie de trabajo Multiplex  
 Com topo multiplex de comprimento  
 2041 x 463 x 35 mm

**3964BIX**

With stainless top plate  
 Con superficie de trabajo en acero inoxidable  
 Com topo em aço inoxidável  
 2041.5 x 463 x 38 mm



## 4-Elements Storage System

- 3 Wall cabinets with gas spring
- 1 2 doors locker with 4 shelves
- 1 9 drawer's base cabinet
- 1 7 drawer's rolling base cabinet
- 1 Base cabinet with waste bin/kitchen roll
- 3 Hanging panels
- 1 Worktop

## Mueble modular - 4 elementos

- 3 cajones abatibles con resortes a gas
- 1 armario alto de 2 puertas con 4 baldas
- 1 armario bajo con 9 cajones
- 1 armario bajo con 7 cajones y ruedas
- 1 armario bajo con cubo y portarollos
- 3 paneles perforados de pared
- 1 superficie de trabajo

## Móvel modular - 4 elementos

- 3 armários de parede com sistema hidráulico
- 1 estante com 2 portas com 1 prateleira
- 1 armário com 9 gavetas
- 1 armário amovível com 7 gavetas
- 1 base com caixote de lixo / rolo de papel
- 3 painéis de pendurar ferramenta
- 1 topo

Art.

**3964D**

With Multiplex worktop  
 Con superficie de trabajo Multiplex  
 Com topo multiplex de comprimento  
 2041 x 463 x 35 mm

**3964DIX**

With stainless top plate  
 Con superficie de trabajo en acero inoxidable  
 Com topo em aço inoxidável  
 2041.5 x 463 x 38 mm



### 8-Elements Storage System

- 5 Wall cabinets with roller shutter
- 1 Corner wall cabinet with gas spring
- 1 Locker with 4 shelves
- 1 2 doors locker with 4 shelves
- 1 2 doors base cabinet with 1 shelf
- 1 1 door corner base cabinet
- 1 8 drawer's base cabinet
- 1 4 drawer's base cabinet
- 1 7 drawer's rolling base cabinet
- 1 Base cabinet with waste bin/kitchen roll
- 4 Hanging panels
- 2 Hanging panels for 3964-16
- 3 Worktops

### Mueble modular - 8 elementos

- 5 armarios altos con persiana
- 1 armario alto de esquina con resortes a gas
- 1 armario alto con 4 baldas
- 1 armario alto con 2 puertas y 4 baldas
- 1 armario con 2 puertas y 1 balda
- 1 armario de esquina con puerta
- 1 armario base con 8 cajones
- 1 armario base con 4 cajones
- 1 armario bajo con 7 cajones y ruedas
- 1 armario bajo con cubo y portarrollos
- 4 paneles perforados de pared
- 2 paneles perforados de pared para 3964-16
- 3 superficies de trabajo

### Móvel modular - 8 elementos

- 5 armários de parede com persiana
- 1 armário de canto com sistema hidráulico
- 1 armário alto com 4 prateleiras
- 1 armário de 2 portas com 4 prateleiras
- 1 armário de 2 portas com 1 prateleira
- 1 armário de canto com porta
- 1 armário com 8 gavetas
- 1 armário com 4 gavetas
- 1 armário amovível com 7 gavetas
- 1 armário com cesto de lixo e suporte para rolo de papel
- 4 painéis perfurados
- 2 painéis perfurados para 3964-16
- 3 topo

Art.

**3964E**

With Multiplex worktop  
Con superficie de trabajo Multiplex  
Com topo multiplex de comprimento  
864 x 864 x 35 mm  
1361 x 463 x 35 mm  
2041 x 463 x 35 mm

**3964EIX**

With stainless top plate  
Con superficie de trabajo en acero inoxidable  
Com topo em aço inoxidável  
865 x 865 x 38 mm  
1361 x 463 x 38 mm  
2041.5 x 463 x 38 mm





## 6-Elements Storage System

- 4 Wall cabinets with gas spring
- 2 Lockers with 4 shelves
- 1 2 doors base cabinet with 1 shelf
- 1 4 drawer's base cabinet
- 1 5 drawer's base cabinet
- 1 9 drawer's base cabinet
- 4 Hanging panels
- 2 Worktops

## Mueble modular - 6 elementos

- 4 cajones abatibles with resortes a gas
- 2 armarios altos con 4 baldas
- 1 armario bajo de 2 puertas con 1 balda
- 1 armario bajo con 4 cajones
- 1 armario bajo con 5 cajones
- 1 armario bajo con 9 cajones
- 4 paneles perforados de pared
- 2 superficies de trabajo

## Móvel modular - 6 elementos

- 4 armários de parede com sistema hidráulico
- 2 armários alto com 4 prateleiras
- 1 estante 2 portas com 1 prateleira
- 1 armário com 4 gavetas
- 1 armário com 5 gavetas
- 1 armário com 9 gavetas
- 4 painéis de pendurar ferramenta
- 2 topo

Art.

**3964F**

With Multiplex worktop  
Con superficie de trabajo Multiplex  
Com topo multiplex de comprimento  
2x 1361 x 463 x 35 mm

**3964FIX**

With stainless top plate  
Con superficie de trabajo en acero inoxidable  
Com topo em aço inoxidável  
2x 1361 x 463 x 38 mm

**Locker**

with 4 shelf boards

**Armario alto**

con 4 baldas

**Armário alto**

com 4 prateleiras

Art.

**3964-02**

600 × 458 × 2000 mm



**Shelf board**

for 3964-02

**Balda para armario**

para 3964-02

**Prateleira**

para 3964-02

Art.

**3964-02-07**

590 × 430 × 20 mm



**Locker**

with 2 doors and 4 shelf boards

**Armario con 2 puertas**

y con 4 baldas

**Cacifo**

com duas portas e 4 prateleiras

Art.

**3964-12**

915 × 458 × 2000 mm



**Shelf board**

for 3964-12

**Balda para armario**

para 3964-12

**Prateleira**

para 3964-12

Art.

**3964-12-01**

905 × 430 × 20 mm



## Base cabinet

with 2 doors and 1 shelf board

### *Armario bajo de 2 puertas*

con 1 balda

### Estante

com 2 portas com 1 prateleira

Art.

**3964-03**

600 × 458 × 910 mm



## Base cabinet

with 4 drawers

### *Armario bajo*

con 4 cajones

### Armário

com 4 gavetas

Art.

**3964-04**

680 × 458 × 910 mm



## Base cabinet

with 5 drawers

### *Armario bajo*

con 5 cajones

### Armário

com 5 gavetas

Art.

**3964-05**

680 × 458 × 910 mm



## Base cabinet

with 8 drawers

### *Armario bajo*

con 8 cajones

### Armário

com 8 gavetas

Art.

**3964-14**

680 × 458 × 910 mm



**Base cabinet**

with 9 drawers

**Armario bajo**

con 9 cajones

**Armário**

com 9 gavetas

Art.

**3964-13**

680 × 458 × 2000 mm



**Rolling base cabinet**

with 7 drawers

**Armario bajo**

con 7 cajones y ruedas

**Armário amovível**

com 7 gavetas

Art.

**3964-15**

646 × 458 × 862 mm



**Base cabinet**

with waste bin/kitchen roll

**Armario bajo**

con cubo y portarollos

**Base**

com caixote de lixo / rolo de papel

Art.

**3964-11**

680 × 458 × 910 mm



**Corner base cabinet**

with 1 door and 1 shelf

**Mueble bajo de esquina.**

1 puerta y 1 balda

**Armário e canto**

com porta e 1 prateleira

Art.

**3964-16**

864 × 864 × 910 mm



## Wall cabinet

with pneumatic spring action

### *Cajones abatibles*

*con resortes a gas*

### Armários de parede

com sistema hidráulico

Art.

**3964-01**



↕ 680 × 281 × 350 mm

## Wall cabinets

with roller shutter

### *Mueble alto*

*con persiana*

### Armários de parede

com persiana

Art.

**3964-19**



↕ 680 × 281 × 350 mm

## Corner wall cabinet

with gas spring

### *Armario alto de esquina*

*con resortes a gas*

### Armário de canto

com elevador a gás

Art.

**3964-25**



↕ 865 × 865 × 350 mm



## Hanging panel

for 3964-16

### *Panel perforado de pared*

*para 3964-16*


### Painel

para 3964-16

Art.

**3964-17**

↕ 1052 × 798 × 25 mm




**Hanging panel**  
*Panel perforado de pared*  
**Painéis de pendurar ferramenta**

Art.

**3964-06**

1052 × 614.5 × 25 mm



**Connect support**  
for connections of 2 elements

**Barra de conexión**  
*para 2 elementos*

**Suporte de ligação**  
*para dois elementos*

Art.

**3964-24**

1420 × 65 × 30 mm



**Connect support**  
for connections of 2 elements with cable holes

**Conector de paneles perforados de pared**  
*con orificios para cableado*

**Peça de ligação**  
*para 2 elementos com furo para cabos*

Art.

**3964-07**

1420 × 65 × 30 mm



**Connect support for outer frame**  
**Conector exterior de panel**  
**Peça de ligação**

Art.

**3964-10**

1420 × 32.5 × 30 mm



## Multiplex worktop

for 1 element

### *Superficie de trabajo Multiplex*


para 1 elemento

### Topo multiplex de comprimento


para 1 elemento

Art.

**3964-08**

 Made in Germany



 680 × 463 × 35 mm

## Multiplex worktop

for 2 elements

### *Superficie de trabajo Multiplex*

para 2 elementos

### Topo multiplex de comprimento


para 2 elementos

Art.

**3964-09**

 Made in Germany



 1361 × 463 × 35 mm

## Multiplex worktop

for 3 elements

### *Superficie de trabajo Multiplex*

para 3 elementos

### Topo em multiplex


para 3 elementos

Art.

**3964-18**

 Made in Germany



 2041 × 463 × 35 mm

## Multiplex worktop

for 3964-16

### *Panel Multiplex*

para 3964-16

### Topo em multiplex


para 3964-16

Art.

**3964-16-99**

 Made in Germany



 864 × 864 × 35 mm

**Stainless top plate**

for 1 element

*Superficie de trabajo en acero inoxidable*

para 1 elemento

**Topo em aço inoxidável**

para 1 elemento

Art.

**3964-20**

↕ 680 × 463 × 38 mm



**Stainless top plate**

for 2 elements

*Superficie de trabajo en acero inoxidable*

para 2 elementos

**Topo em aço inoxidável**

para 2 elementos

Art.

**3964-21**

↕ 1361 × 463 × 38 mm



**Stainless top plate**

for 3 elements

*Superficie de trabajo en acero inoxidable*

para 3 elementos

**Topo em aço inoxidável**

para 3 elementos

Art.

**3964-22**

↕ 2041.5 × 463 × 38 mm



**Stainless top plate**

for 3964-16

*Superficie de trabajo en acero inoxidable*

para 3964-16

**Topo em aço inoxidável**

para 3964-16

Art.

**3964-23**


↕ 865 × 865 × 38 mm






Pointed hook  
*Gancho*  
 Grampo

Art.	L
<b>90359</b>	150 mm



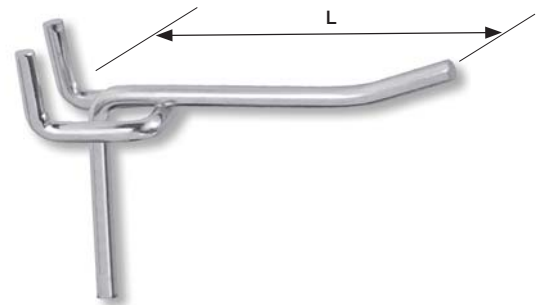
Pointed hook  
*Gancho*  
 Grampo

Art.	L
<b>90354</b>	100 mm



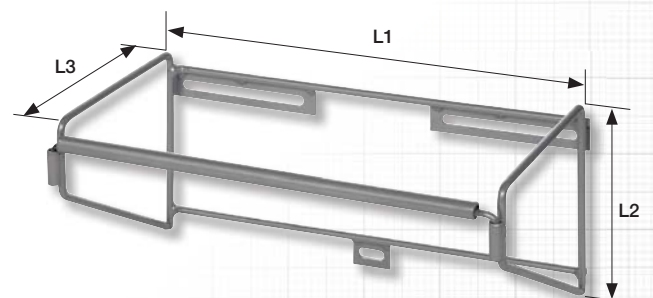
Pointed hook  
*Gancho*  
 Grampo

Art.	L
<b>90377</b>	60 mm



Holding device for cleaning cloth rolls  
*Portarrollos*  
 Soporte para rolos de papel

Art.
<b>3925</b>



↕ L1 330 × L2 175 × L3 140 mm

**Outside basket**

with drop dish

**Cubeta**

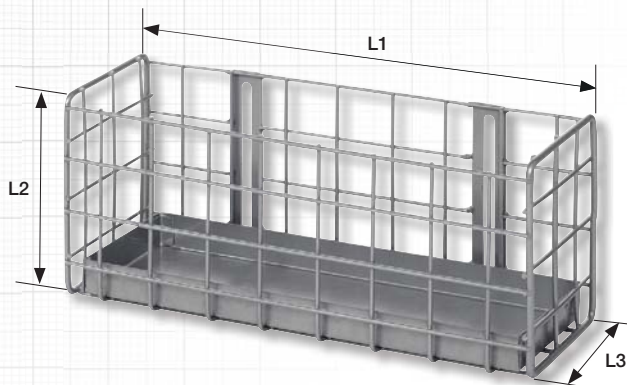
con fondo

**Cesto exterior**

com fundo

Art.

**3923**



↕ L1 280 x L2 115 x L3 95 mm

**Magnetic holder**

for sockets and pneumatic tools

**Soporte magnético**

para herramientas neumáticas

**Suporte magnético**

para ferramentas pneumáticas

Art.

L

**3929**

400 mm



## Workbenches

with level regulation, 3 cm thick multiplex worktop, splash-proof, dirt-repellent and widely resist oil and grease.

Max. load-bearing capacity 150 kg.

### Bancos de trabajo

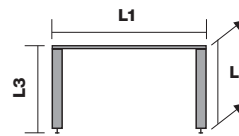
con ajuste de nivel, panel multiplex de 3 cm, resistente a salpicaduras de agua y polvo y muy resistente a aceites y grasas.

Carga máxima: 150 kg.

### Banco de trabalho

Com regulação de nível, tampo multiplex com 3 cm de espessura, à prova de salpicos, repelente de sujidade e resistente a óleos e massas.

Capacidade máxima de carga 150 Kg.



Art.
<b>7526</b>
<b>7527</b>

	L1 / mm	L2 / mm	L3 / mm	Δ kg
<b>7526</b>	1600	600	880 - 930	150
<b>7527</b>	1600	800	880 - 930	150

Made in Germany



## Workbench

in solid sheet steel construction with 20 mm strong beech wood Multiplex-worktop with protection by linseed oil varnish. 3 ball bearing guided drawers. KRAFTWERK-tool inserts (COMPLETO-hard shells, EVA, EVA3) are fitting comfortably in the lower, long drawer. The tool wall panel and a wall cabinet offer plenty of storage space for tools.

### Banco de trabajo

con estructura robusta de acero, superficie de trabajo Multiplex de 20 mm en madera de haya con protección de barniz de aceite de linaza. Las inserciones con herramientas KRAFTWERK (COMPLETO, EVA, EVA3) se colocan fácilmente en el cajón largo inferior. El panel perforado y el mueble abatible superior ofrecen mucho espacio para almacenar herramientas.

### Bancada de trabalho

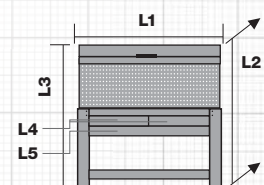
construção em aço sólido com tampo em faia de 20mm multiplex com protecção envernizada de óleo de linhaça. 3 gavetas com guias de rolamentos. Os módulos de ferramentas KRAFTWERK (COMPLETO, EVA, EVA3) são facilmente armazenados na última gaveta. O armário de parede e o painel de parede oferecem bastante espaço para ferramenta.

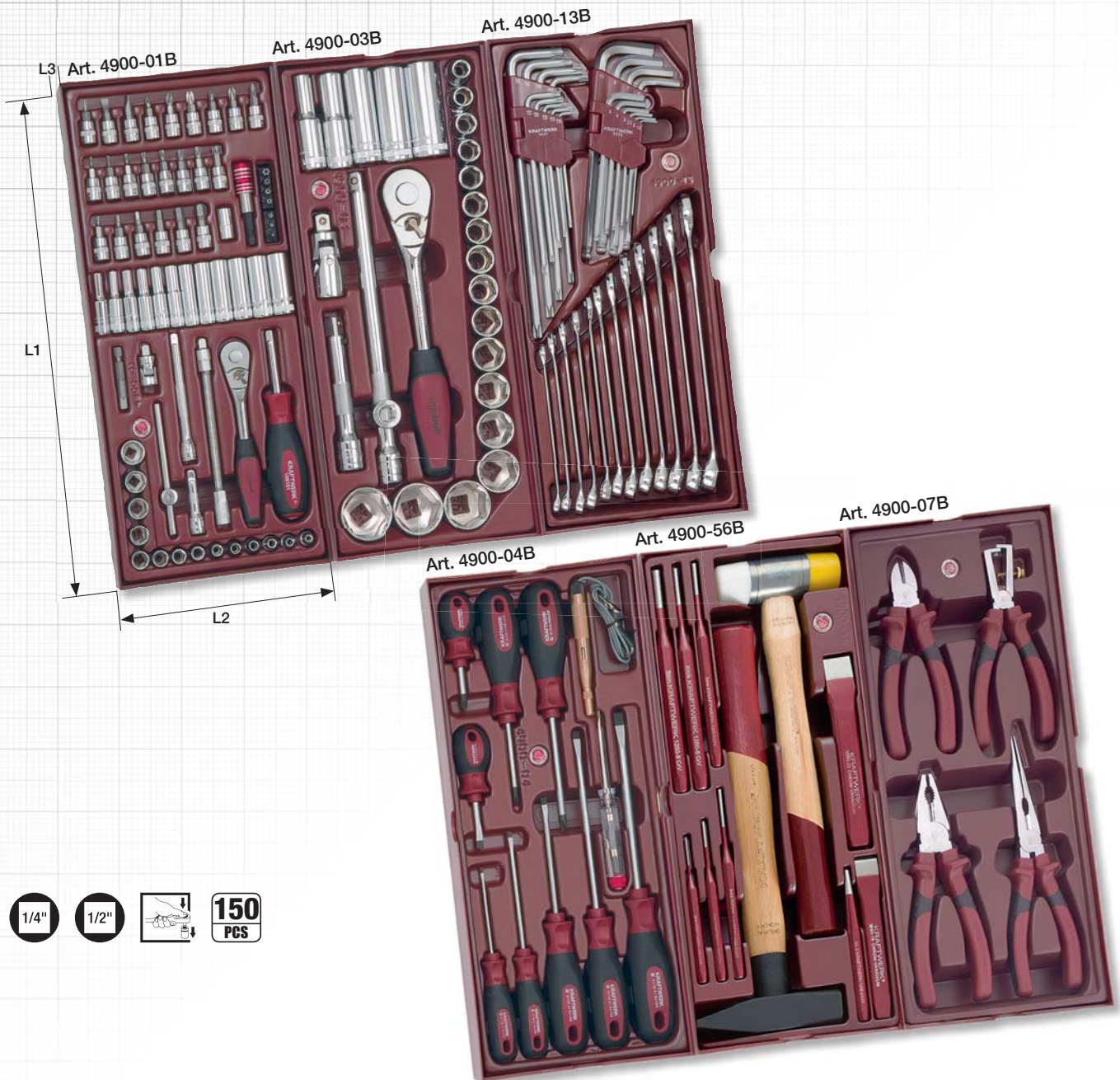


	L1 / mm	L2 / mm	L3 / mm	Δ kg
	1145	635	1585	80
<b>L4</b>	457	423	93	20
<b>L5</b>	921	483	93	30

Art.
<b>3962</b>

Made in Germany






**Tool-assortment**  
basic for 2 drawers

**Surtido herramientas**  
básico para 2 cajones

**Sortido de ferramentas**  
básico para 2 gavetas

Art.	
<b>4909</b>	4900-01B, 4900-03B, 4900-13B, 4900-04B, 4900-56B, 4900-07B

↔ L1 402 × L2 173 × L3 48 mm

**Tool-assortment**  
with tool cabinet

**Surtido herramientas**  
con carros

**Sortido de ferramentas**  
com carro

	Art.
<b>1</b>	<b>3907-4909</b>
<b>2</b>	<b>3908-4909</b>
<b>3</b>	<b>3909-4909</b>
<b>4</b>	<b>3905-4909</b>
<b>5</b>	<b>3934-4909</b>
<b>6</b>	<b>2905-4909</b>
<b>7</b>	<b>2907-4909</b>
<b>8</b>	<b>2904-4909</b>




# COMPLETO Serie 4900



**Tool-assortment**  
for 3 drawers

**Surtido herramientas**  
para 3 cajones

**Sortido de ferramentas**  
para 3 gavetas

Art.	
<b>4911</b>	4900-01B, 4900-03B, 4900-04B, 4900-13B, 4900-14B, 4900-07B, 4900-56B, 4900-10B, 4900-11B

↔ L1 402 × L2 173 × L3 48 mm

**Tool-assortment**  
with tool cabinet

**Surtido herramientas**  
con carro taller

**Sortido de ferramentas**  
com carro

	Art.
<b>1</b>	<b>3907-4911</b>
<b>2</b>	<b>3908-4911</b>
<b>3</b>	<b>3909-4911</b>
<b>4</b>	<b>3905-4911</b>
<b>5</b>	<b>3934-4911</b>
<b>6</b>	<b>2905-4911</b>
<b>7</b>	<b>2907-4911</b>
<b>8</b>	<b>2904-4911</b>



**Tool-assortment**

for 3 drawers

**Surtido herramientas**

para 3 cajones

**Sortido de ferramentas**

para 3 gavetas

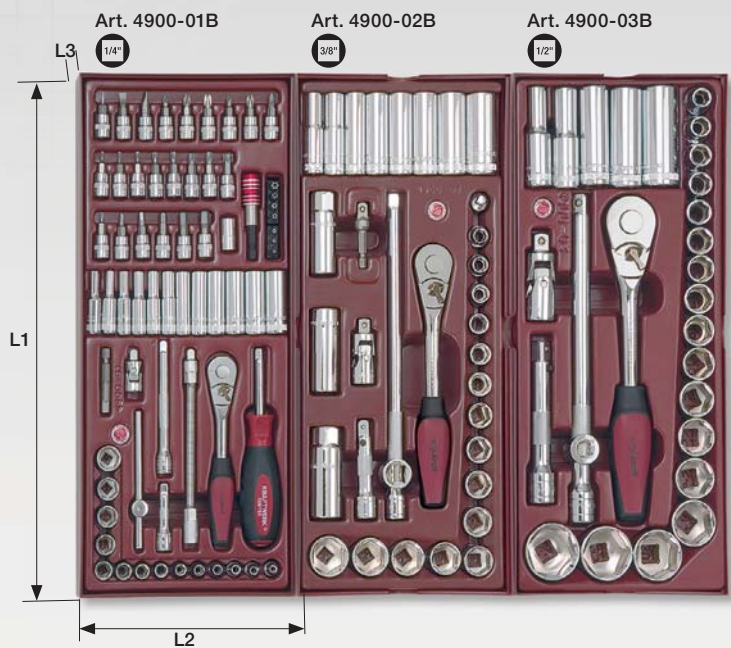


Art. 4920



Art. 4920F

Art.	
<b>4920</b>	4900-01B, 4900-02B, 4900-03B, 4900-38B, 4900-20B, 4900-19B, 4900-16B, 4900-22B, 4900-15B, 4900-13B, 4900-14B, 4900-40B, 4900-04B, 4900-05B, 4900-59B, 4900-11B, 4900-12B, 4900-53B, 4900-33B, 4900-57B1, 4900-09B, 4900-66B, 4900-10B, 4900-21B,
<b>4920F</b>	4900-01B, 4900-02B, 4900-03B, 4900-38B, 4900-20B, 4900-19B, 4900-16B, 4900-22B, 4900-18B, 4900-13B, 4900-14B, 4900-40B, 4900-04B, 4900-05B, 4900-59B, 4900-11B, 4900-12B, 4900-53B, 4900-33B, 4900-57B1, 4900-09B, 4900-66B, 4900-10B, 4900-21B,



↔ L1 402 x L2 173 x L3 48 mm

Art. 4900-38B  
1/2"

Art. 4900-20B  
1/4" 3/8" 1/2"

Art. 4900-19B

Art. 4900-16B

Art. 4900-22B

Art. 4900-15B  
(only / solamente / unico 4920)



# COMPLETO Serie 4900

Art. 4900-13B



Art. 4900-14B



Art. 4900-40B



Art. 4900-04B



Art. 4900-05B



Art. 4900-59B



Art. 4900-11B



Art. 4900-12B



Art. 4900-53B



Art. 4900-33B



Art. 4900-57B1



Art. 4900-09B



**HIGHTECH3C**  
 Made in Germany

4GRIP

Art. 4900-66B



Art. 4900-10B



Art. 4900-21B



Art. 4900-18B  
 (only / solamente / unico 4920F)



**COMPLETO**  
 Serie 4900

**Tool-assortment**  
with tool-cabinet




**Surtido herramientas**  
con carro

**Sortido de ferramentas**  
com carro


**551**  
PCS Art. 4920

**553**  
PCS Art. 4920F



Art.	
<b>3936-4920</b>	12 
<b>3936-4920F</b>	12 

only / solamente /  
unico 3936-4920



solo / solamente /  
unico 3936-4920F

Art. 3936ES

**9**  
PCS

**COMPLETO**  
Serie 4900





Socket wrench tray  
*Bandeja llaves vaso*  
 Conjunto de chaves de caixa



Art.

**4900-01B**

↔ L1 402 × L2 173 × L3 48 mm

- |  |    |   |  |    |                             |
|--|----|---|--|----|-----------------------------|
|  | 15 | 3.5-4-4.5-5-5.5-6-7-8-9-10-11-12-13-14 mm |  | 2  | 50 mm / 100 mm              |
|  | 12 | 4-4.5-5-5.5-6-7-8-9-10-11-12-13 mm        |  |    | 150 mm                      |
|  | 3  | 4-5.5-6.5 mm                              |  |    | 115 mm                      |
|  | 3  | PH 1-2-3                                  |  |    | 1/4" ■ 1/4"                 |
|  | 3  | PZ 1-2-3                                  |  | 7  | T10-T15-T20-T25-T27-T30-T40 |
|  | 8  | T8-T10-T15-T20-T25-T27-T30-T40            |  |    | 1/4" ○ 1/4"                 |
|  | 6  | 3-4-5-6-7-8 mm                            |  |    | 1/4" ■ 1/4"                 |
|  |    | ○ 1/4" ○ 1/4"                             |  |    |                             |
|  |    | ○ 1/4" ■ 1/4"                             |  | 45 | (ergoform) Art. 3200        |



Socket wrench tray  
*Bandeja llaves vaso*  
 Conjunto de chaves de caixa



Art.

**4900-02B**


↔ L1 402 × L2 173 × L3 48 mm

- |  |    |   |
|--|----|---|
|  | 15 | 8-9-10-11-12-13-14-15-16-17-18-19-21-22-24 mm |
|  | 8  | 10-11-12-13-14-15-17-19 mm                    |
|  | 3  | 16 mm / 18 mm / 21 mm                         |
|  |    | ○ 3/8" ■ 3/8"                                 |
|  | 2  | 75 mm / 250 mm                                |
|  |    | ○ 1/2" ■ 3/8"                                 |
|  |    | ○ 3/8" ■ 1/4"                                 |
|  |    | ■ 1/4" ■ 3/8"                                 |

45 (ergoform) Art. 3210



Socket wrench tray  
*Bandeja llaves vaso*  
Conjunto de chaves de caixa



Art.  
**4900-03B**

↔ L1 402 × L2 173 × L3 48 mm

	17	10-11-12-13-14-15-16-17-18 19-21-22-24-27-30-32-34 mm
	5	10-13-17-19-22 mm
		○ 1/2" ■ 1/2"
	2	125 mm / 250 mm
		○ 3/8" ■ 1/2"

45 Art. 3220



inch

Socket wrench- and hex key tray inch  
*Bandeja llaves de vaso pulgadas*  
Conjunto de chaves de caixa em polegadas



Art.  
**4900-29B**

↔ L1 402 × L2 173 × L3 48 mm

	9	3/16"-7/32"-1/4"-9/32"-5/16" 11/32"-3/8"-7/16"-1/2"
	9	3/16"-7/32"-1/4"-9/32"-5/16" 11/32"-3/8"-7/16"-1/2"
		○ 1/4" ■ 1/4"
	2	50 mm / 100 mm
		○ 3/8" ■ 1/4"

72 Art. 4009 **EXTREME**

	8	9/16"-5/8"-11/16"-3/4" 13/16"-7/8"-15/16"-1"
	3	9/16"-11/16"-3/4"
	2	5/8"-13/16"
		○ 3/8" ■ 3/8"
	2	75 mm / 250 mm
		○ 1/2" ■ 3/8"

72 Art. 4019 **EXTREME**

	9	1/16"-5/64"-3/32"-1/8"-5/32" 3/16"-1/4"-5/16"-3/8"
--	---	---

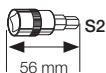


Bit-socket tray  
*Bandeja vasos-punta*  
 Conjunto de chaves de caixa com bit

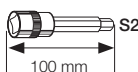


Art.  
**4900-38B**

↕ L1 402 x L2 173 x L3 48 mm



- 6 ⚙ T30-T40-T45-T50-T55-T60
- 6 ⚙ 5-6-7-8-10-12 mm
- 6 ⚙ M5-M6-M8-M10-M12-M14



- 5 ⚙ T30-T40-T45-T50-T55
- 5 ⚙ 6-7-8-10-12 mm
- 5 ⚙ M5-M6-M8-M10-M12

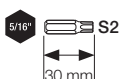


Special bit-socket tray  
*Bandeja vasos-punta especiales*  
 Conjunto de chaves de caixa com bit especial



Art.  
**4900-58B**

↕ L1 402 x L2 173 x L3 48 mm



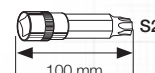
- 9 ⚙ T20-T25-T27-T30-T40-T45-T50-T55-T60
- 7 ⚙ 4-5-6-7-8-10-12 mm
- 5 ⚙ M5-M6-M8-M10-M12



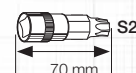
- 3 ⚙ T30-T40-T45



- 9 ⚙ T20-T25-T27-T30-T40-T45-T50-T55-T60
- 7 ⚙ 4-5-6-7-8-10-12 mm
- 5 ⚙ M5-M6-M8-M10-M12



- ⚙ T70



- ⚙ T80



- ⊙ 3/8" ⊙ 5/16"
- ⊙ 1/2" ⊙ 5/16"

**38**  
PGS

Pass through socket wrench tray  
*Bandeja vasos pasantes*  
Conjunto de chaves de caixa de aperto

Art.

**4900-49B**

↔ L1 402 × L2 173 × L3 48 mm



## GEARRATCHET



- |    |       |                                  |
|----|-------|----------------------------------|
| 9  | 13 mm | 3.5-4-4.5-5-5.5-6-7-8-9 mm       |
| 10 | 20 mm | 10-11-12-13-14-15-16-17-18-19 mm |
| 8  | 30 mm | 20-21-22-24-27-30-32-34 mm       |



- |       |       |                |
|-------|-------|----------------|
| 13 mm | 75 mm |                |
| 20 mm | 75 mm |                |
| 2     | 30 mm | 75 mm / 155 mm |



13 mm × 1/4"

20 mm × 3/8"

30 mm × 1/2"



13 mm × 1/4"



13 mm Art. 590000

20 mm Art. 600000

30 mm Art. 610000

1/4"

3/8"

1/2"

5/16"

**CrMo**

**71**  
PGS

Special socket- and bit tray  
*Bandeja llaves vaso y puntas*  
Conjunto especial de chaves de impacto e bit

Art.

**4900-20B**

↔ L1 402 × L2 173 × L3 48 mm



6 E4-E6-E7-E8-E10-E11



7 E10-E11-E12-E14-E16-E18-E20



5 E16-E18-E20-E22-E24



11 9-10-11-13-14-17-19-21-22-23-24 mm



5 17-19-21-22-24 mm



3/8" 5/16"



1/2" 5/16"



S2

3 8-10-12 mm

2 PH 3-4

2 PZ 3-4

6 T40-T45-T47-T50-T55-T60

12 T10-T15-T20-T25-T27-T30  
T40-T45-T50-T55-T60-T70

5 6-8-10-12-14 mm

4 M6-M8-M10-M12





Universal impact socket set  
*Juego universal de llaves de vaso impacto*  
 Jogo universal de chaves impacto



Art.	
<b>4900-70B</b>	1/2"

↔ L1 402 × L2 173 × L3 48 mm

- 8-9-10-11-12-13-14-15-16
  - 17-18-19-21-22-24 mm
- 14-17-19-21-22-24 mm
- 17-19-21-22-24 mm
- 125 mm
- 1/2" 3/4"
- 1/2" 1/2"



Impact wrench tray  
*Bandeja con herramienta neumática*  
 Bandeja de chave de impacto



Art.		
<b>4900-71B</b>	1/2"	3833
<b>4900-71B1</b>	1/2"	3834

↔ L1 402 × L2 173 × L3 48 mm

- 10-12-13-14-15
  - 17-19-21-22-24 mm
- 17-19-21-22-24 mm
- 125 mm
- 1/2" 1/2"
- 97 mm
  - 920 Nm
- 125 mm
  - 744 Nm

Art. 3833

Art. 3834

**31**  
PCS


Combination wrench and  
ballpoint hex/TX key tray  
*Bandeja llaves combinadas/  
macho hexagonales bola/TX*  
Conjunto de chaves de boca-  
luneta/sextavadas interior



Art.

**4900-13B**

↔ L1 402 x L2 173 x L3 48 mm



**DIN 3113**

Art. 3508	8 mm	Art. 3514	14 mm
Art. 3509	9 mm	Art. 3515	15 mm
Art. 3510	10 mm	Art. 3516	16 mm
Art. 3511	11 mm	Art. 3517	17 mm
Art. 3512	12 mm	Art. 3518	18 mm
Art. 3513	13 mm	Art. 3519	19 mm



**DIN 2936 S2**



●● Art. 3602  
1.5-2-2.5-3-4-5-6-7-8-10 mm



**XXL**

**S2**

★ Art. 3607  
T10-T15-T20-T25-T27  
T30-T40-T45-T50

**8**  
PCS

Combination wrench tray  
*Bandeja llaves combinadas*  
Conjunto de chaves de  
boca-luneta



Art.

**4900-14B**

↔ L1 402 x L2 173 x L3 48 mm



**DIN 3113**

Art. 3505	5.5 mm
Art. 3506	6 mm
Art. 3507	7 mm
Art. 3520	20 mm
Art. 3521	21 mm
Art. 3522	22 mm
Art. 3523	23 mm
Art. 3524	24 mm

# COMPLETO

# Serie 4900

## COMBINATION CLICKRAFT

15  
PCS



inch



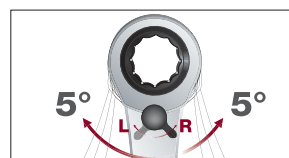
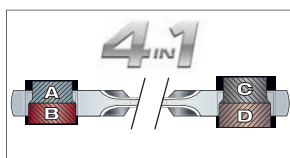
Combination wrench tray inch  
*Bandeja llaves combinadas  
pulgadas*

Conjunto de chaves de boca-  
luneta em polegadas

Art.

**4900-30B**


↕ L1 402 × L2 173 × L3 48 mm



**A** 5/16"   
**B** 3/8" Art. 3404-51612

**C** 7/16"   
**D** 1/2" Art. 3587 1/4"

Art. 3588 5/16" Art. 3594 11/16"  
Art. 3589 3/8" Art. 3595 3/4"  
Art. 3590 7/16" Art. 3596 13/16"  
Art. 3591 1/2" Art. 3597 7/8"  
Art. 3592 9/16" Art. 3598 15/16"  
Art. 3593 5/8" Art. 3599 1"

**A** 9/16"   
**B** 5/8" Art. 3404-91634

**C** 11/16"   
**D** 3/4" Art. 3587 1/4"



19  
PCS



Ratchet combination wrench  
tray

*Bandeja llaves combinadas  
con carraca*

Conjunto de chaves de boca-  
luneta com roquete


Art.

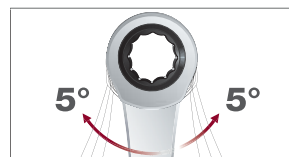
**4900-17B**

↕ L1 402 × L2 173 × L3 48 mm



## COMBINATION CLICKRAFT

  
Art. 3405 5.5 mm  
Art. 3406 6 mm  
Art. 3407 7 mm  
Art. 3408 8 mm  
Art. 3409 9 mm  
Art. 3410 10 mm  
Art. 3411 11 mm  
Art. 3412 12 mm  
Art. 3413 13 mm



Art. 3414 14 mm  
Art. 3415 15 mm  
Art. 3416 16 mm  
Art. 3417 17 mm  
Art. 3418 18 mm  
Art. 3419 19 mm

 Art. 3691  1/4"  10 mm  
Art. 3692  3/8"  13 mm  
Art. 3693  1/2"  19 mm  
 Art. 2694  1/4"  10 mm



**15**  
PGS 

Double ratchet combination  
wrench tray  
*Bandeja llaves combinadas  
con doble carraca*  
Conjunto de chaves de boca-  
luneta com roquete duplo

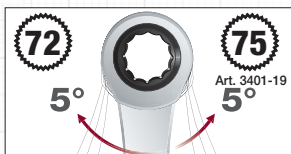


COMBINATION *plus*  
DOUBLE RATCHET  
**CLICKRAFT**

Art.

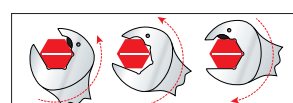
**4900-40B**

↔ L1 402 × L2 173 × L3 48 mm



Art. 3405	5.5 mm
Art. 3406	6 mm
Art. 3407	7 mm

Art. 3401-08	8 mm
Art. 3401-09	9 mm
Art. 3401-10	10 mm
Art. 3401-11	11 mm
Art. 3401-12	12 mm
Art. 3401-13	13 mm
Art. 3401-14	14 mm
Art. 3401-15	15 mm
Art. 3401-16	16 mm
Art. 3401-17	17 mm
Art. 3401-18	18 mm
Art. 3401-19	19 mm



Optional / Opcional / Opcional

	Art. 3691	1/4"	10 mm	
	Art. 3692	3/8"	13 mm	
	Art. 3693	1/2"	19 mm	
	Art. 2694	1/4"	10 mm	



Video  
[KRAFTWERKtools.com/video/double-ratchet](http://KRAFTWERKtools.com/video/double-ratchet)

**12**  
PGS 

90° Ratchet combination  
wrench tray, extra long  
*Bandeja llaves combinadas 90°  
con carraca*  
Conjunto de chaves de boca-  
luneta com roquete 90°

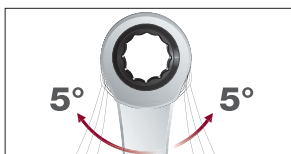


LARGO 90  
**CLICKRAFT**

Art.

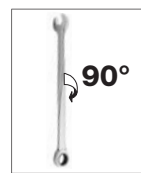
**4900-28B**

↔ L1 402 × L2 173 × L3 48 mm



Art. 4405-08	8 mm
Art. 4405-09	9 mm
Art. 4405-10	10 mm
Art. 4405-11	11 mm
Art. 4405-12	12 mm
Art. 4405-13	13 mm

Art. 4405-14	14 mm
Art. 4405-15	15 mm
Art. 4405-16	16 mm
Art. 4405-17	17 mm
Art. 4405-18	18 mm
Art. 4405-19	19 mm





# COMPLETO

# Serie 4900

## REVERSIBLE CLICKRAFT

14  
PCS



Reversible ratchet combination wrench tray

*Bandeja llaves combinadas reversibles con carraca*


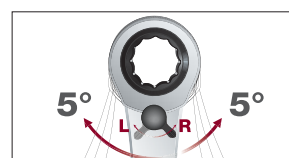
Conjunto de chaves de boca-luneta com roquete reversível



Art.

**4900-47B**

↕ L1 402 × L2 173 × L3 48 mm



Art. 3404-08	8 mm	Art. 3404-15	15 mm
Art. 3404-09	9 mm	Art. 3404-16	16 mm
Art. 3404-10	10 mm	Art. 3404-17	17 mm
Art. 3404-11	11 mm	Art. 3404-18	18 mm
Art. 3404-12	12 mm	Art. 3404-19	19 mm
Art. 3404-13	13 mm	Art. 3404-22	22 mm
Art. 3404-14	14 mm	Art. 3404-24	24 mm

14  
PCS



Flexible ratchet combination wrench tray

*Bandeja llaves combinadas flexibles con carraca*

Conjunto de chaves de boca-luneta com roquete flexível

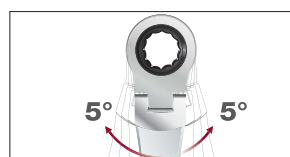


## FLEX CLICKRAFT

Art.

**4900-46B**

↕ L1 402 × L2 173 × L3 48 mm



Art. 3403-08	8 mm	Art. 3403-15	15 mm
Art. 3403-09	9 mm	Art. 3403-16	16 mm
Art. 3403-10	10 mm	Art. 3403-17	17 mm
Art. 3403-11	11 mm	Art. 3403-18	18 mm
Art. 3403-12	12 mm	Art. 3403-19	19 mm
Art. 3403-13	13 mm	Art. 3403-22	22 mm
Art. 3403-14	14 mm	Art. 3403-24	24 mm

**12**  
PCS



Angle ratchet combination  
wrench tray

*Bandeja llaves combinadas  
angulares con carraca*

Conjunto de chaves de boca-  
luneta com roquete angular


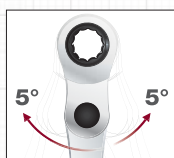
ANGLE  
**CLICKRAFT**



Art.

**4900-41B**

↕ L1 402 × L2 173 × L3 48 mm



Art. 3402-08 8 mm  
Art. 3402-09 9 mm  
Art. 3402-10 10 mm  
Art. 3402-11 11 mm  
Art. 3402-12 12 mm  
Art. 3402-13 13 mm

Art. 3402-14 14 mm  
Art. 3402-15 15 mm  
Art. 3402-16 16 mm  
Art. 3402-17 17 mm  
Art. 3402-18 18 mm  
Art. 3402-19 19 mm

Optional / Opcional / Opcional



Art. 3691 1/4" 10 mm  
Art. 3692 3/8" 13 mm  
Art. 3693 1/2" 19 mm



Art. 2694 1/4" 10 mm



**10**  
PCS

Double open wrench tray

*Bandeja llaves fijas*

Conjunto de chaves de boca



Art.

**4900-16B**

↕ L1 402 × L2 173 × L3 48 mm



**DIN 3110**

Art. 3560 6 × 7 mm  
Art. 3561 8 × 9 mm  
Art. 3562 10 × 11 mm  
Art. 3563 12 × 13 mm  
Art. 3564 14 × 15 mm

Art. 3565 16 × 17 mm  
Art. 3566 18 × 19 mm  
Art. 3567 21 × 22 mm  
Art. 3568 24 × 27 mm  
Art. 3569 30 × 32 mm

**11**  
PCS

Double offset wrench tray  
*Bandeja llaves dobles*  
Conjunto de chaves de luneta



Art.

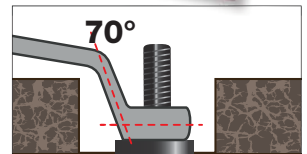
**4900-15B**

↔ L1 402 × L2 173 × L3 48 mm



**DIN 838**

Art. 3480	6 × 7 mm	Art. 3486	18 × 19 mm
Art. 3481	8 × 9 mm	Art. 3487	20 × 22 mm
Art. 3482	10 × 11 mm	Art. 3488	21 × 23 mm
Art. 3483	12 × 13 mm	Art. 3489	24 × 27 mm
Art. 3484	14 × 15 mm	Art. 3491	30 × 32 mm
Art. 3485	16 × 17 mm		



**13**  
PCS



Flare nut wrench/stubby ratchet combination wrench tray

*Bandeja llaves racores/ llaves combinadas cortas con carraca*

Conjunto de chaves de luneta aberta/chaves boca-luneta com roquete flexível, curtas

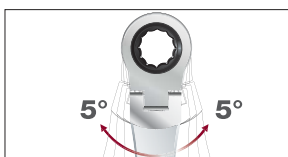


STUBBY FLEX  
**CLICKRAFT**

Art.

**4900-22B**

↔ L1 402 × L2 173 × L3 48 mm



**180°**

Art. 3403-08S	8 mm
Art. 3403-10S	10 mm
Art. 3403-11S	11 mm
Art. 3403-12S	12 mm
Art. 3403-13S	13 mm
Art. 3403-14S	14 mm




Art. 3580-00	9 × 11 mm
Art. 3580-01	10 × 12 mm
Art. 3580-02	13 × 14 mm
Art. 3580-03	15 × 17 mm
Art. 3580-04	3/8" × 7/16"
Art. 3580-05	1/2" × 9/16"
Art. 3580-06	5/8" × 11/16"

**13**  
PGS

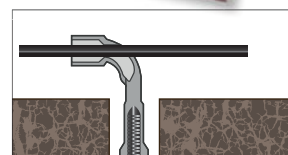
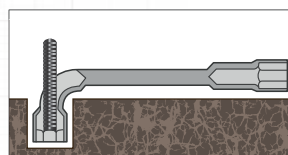

Elbow milled open wrench trays

*Bandeja llaves pipa*

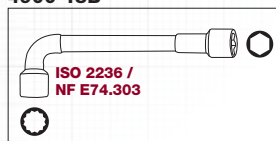
Conjunto de chaves de cachimbo

Art.	
4900-18B	
4900-48B	

↔ L1 402 × L2 173 × L3 48 mm




**4900-18B**



Art. 2598-08	8 mm
Art. 2598-09	9 mm
Art. 2598-10	10 mm
Art. 2598-11	11 mm
Art. 2598-12	12 mm
Art. 2598-13	13 mm
Art. 2598-14	14 mm

Art. 2598-15	15 mm
Art. 2598-16	16 mm
Art. 2598-17	17 mm
Art. 2598-18	18 mm
Art. 2598-19	19 mm
Art. 2598-22	22 mm

**4900-48B**



Art. 2597-08	8 mm
Art. 2597-09	9 mm
Art. 2597-10	10 mm
Art. 2597-11	11 mm
Art. 2597-12	12 mm
Art. 2597-13	13 mm
Art. 2597-14	14 mm

Art. 2597-15	15 mm
Art. 2597-16	16 mm
Art. 2597-17	17 mm
Art. 2597-18	18 mm
Art. 2597-19	19 mm
Art. 2597-22	22 mm

**14**  
PGS

Straight box wrench tray

*Bandeja llaves tubo*

Conjunto de chaves de tubos sextavadas

Art.
4900-23B

↔ L1 402 × L2 173 × L3 48 mm



**DIN 896**

Art. 2599-0607	6 × 7 mm
Art. 2599-0809	8 × 9 mm
Art. 2599-1011	10 × 11 mm
Art. 2599-1213	12 × 13 mm
Art. 2599-1415	14 × 15 mm
Art. 2599-1617	16 × 17 mm

Art. 2599-1819	18 × 19 mm
Art. 2599-2022	20 × 22 mm
Art. 2599-2123	21 × 23 mm
Art. 2599-2427	24 × 27 mm
Art. 2599-2528	25 × 28 mm
Art. 2599-3032	30 × 32 mm

Art. 2599-1012	210 mm
Art. 2599-3457	165 mm

**9**  
PCS

Double flexible socket wrench tray

*Bandeja llaves flexibles doble vaso*


Conjunto de chaves de caixa duplas flexíveis



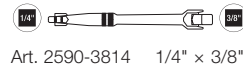
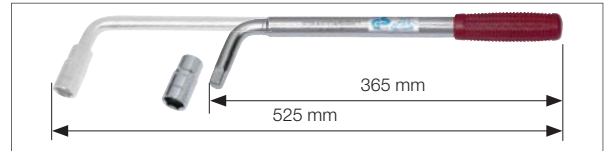
Art.

**4900-27B**


↕ L1 402 × L2 173 × L3 48 mm



- Art. 2590-0809 8 × 9 mm
- Art. 2590-1011 10 × 11 mm
- Art. 2590-1213 12 × 13 mm
- Art. 2590-1415 14 × 15 mm
- Art. 2590-1617 16 × 17 mm
- Art. 2590-1819 18 × 19 mm



Art. 2590-3814 1/4" × 3/8"



Art. 2585-1719 1/2"



17 × 19 mm

**13**  
PCS

VSM Swiss norm screwdriver tray

*Bandeja destornilladores norma Suiza VSM*

Conjunto de chaves de parafusos Swiss Norm



Art.

**4900-50B**


↕ L1 402 × L2 173 × L3 48 mm

- Art. 2100-0 0.4 × 2.5 mm
- Art. 2100-1 0.5 × 3.5 mm
- Art. 2100-2 0.6 × 4 mm
- Art. 2100-3 0.8 × 5.5 mm
- Art. 2100-4 1.0 × 6.5 mm
- Art. 2100-5 1.2 × 8 mm
- Art. 2100-6 1.6 × 10 mm

- Art. 2190-1 PH1
- Art. 2190-2 PH2
- Art. 2190-3 PH3


- Art. 2192-1 PZ1
- Art. 2192-2 PZ2

100-250 V  
Art. 2138



1/4" 1/4" 16 PCS





**PB Swissgrip screwdriver tray**  
*Bandeja destornilladores PB Swissgrip*  
Conjunto de chaves de parafusos PB Swissgrip



Art.

**4900-60B**

↕ L1 402 x L2 173 x L3 48 mm

-  Art. PB 8100 5 1.2 x 8 mm  
 Art. PB 8100 4-140 1.0 x 6.5 mm  
 Art. PB 8100 3-120 0.8 x 5.5 mm  
 Art. PB 8100 2-100 0.6 x 4.0 mm  
 Art. PB 8100 1- 90 0.5 x 3.5 mm
-  Art. PB 8190 1- 80 PH1 x 80  
 Art. PB 8190 2-100 PH2 x 100/6
-  Art. PB 8451 10 x 30 mm
-  Art. PB 1750 110-250 V

**PB SWISS TOOLS**



1/4" S2 T10-T15-T20-T25-T27-T30-T40

S2 quality 11 PCS

**Screwdriver tray**  
*Bandeja destornilladores*  
Conjunto de chaves de parafusos

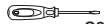

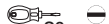





**ergokraft**

Art.

**4900-04B**


↕ L1 402 x L2 173 x L3 48 mm


-  Art. 4110-1 0.6 x 3 mm  
 Art. 4110-2 0.8 x 4 mm  
 Art. 4110-3 1.0 x 5 mm  
 Art. 4110-4 1.1 x 6 mm  
 Art. 4110-5 1.2 x 8 mm
-  Art. 4115-1 PH 1  
 Art. 4115-2 PH 2
-  Art. 4112-2 1.1 x 6 mm
-  Art. 4117-2 PH 2
-  Art. 2138 100-250 V
-  Art. 2139 12 V

**COMPLETO**Serie **4900****ergokraft****S2**  
quality**14**  
PCS


Screwdriver tray  
*Bandeja destornilladores*  
 Conjunto de chaves  
 de parafusos

Art.

**4900-05B**
 L1 402 x L2 173 x L3 48 mm


	<b>S2</b>	★	Art. 4125-08	T8
			Art. 4125-10	T10
			Art. 4125-15	T15
			Art. 4125-20	T20
			Art. 4125-25	T25
			Art. 4125-27	T27
			Art. 4125-30	T30
			Art. 4125-40	T40

	<b>S2</b>	○	Art. 3177-20	0.45 x 2.0 mm
			Art. 3177-24	0.5 x 2.4 mm
			Art. 3177-30	0.6 x 3.0 mm
			Art. 3177-35	0.65 x 3.5 mm


	<b>S2</b>	+	Art. 3177-0	PH 0
			Art. 3177-1	PH 1


**S2**  
quality**8**  
PCS


Impact screwdriver tray  
*Bandeja destornilladores  
 de golpe*  
 Conjunto de chaves  
 de parafusos impacto


Art.

**4900-54B**
 L1 402 x L2 173 x L3 48 mm
**ergokraft**

	<b>S2</b>	○		
			Art. 4140-3	5.5 x 100 mm
			Art. 4140-4	6.5 x 125 mm
			Art. 4140-5	8.0 x 150 mm
			Art. 4140-6	10.0 x 175 mm

	<b>S2</b>	+		
			Art. 4145-1	PH1 x 75 mm
			Art. 4145-2	PH2 x 100 mm

	<b>S2</b>	+		
			Art. 4150-1	PZ1 x 75 mm
			Art. 4150-2	PZ2 x 100 mm



**S2**  
quality


**8**  
PCS

Socket nut driver tray  
*Bandeja de destornilladores de tuercas*  
Conjunto de Chaves de caixa de punho

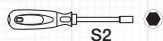
Art.

**4900-31B**

↕ L1 402 × L2 173 × L3 48 mm



**ergokraft**



Art. 4127-055	5.5 mm
Art. 4127-06	6 mm
Art. 4127-07	7 mm
Art. 4127-08	8 mm
Art. 4127-10	10 mm
Art. 4127-11	11 mm
Art. 4127-12	12 mm
Art. 4127-13	13 mm

**S2**  
quality

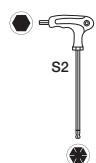
**7**  
PCS

Ballpoint hex T-screwdriver tray  
*Bandeja destornilladores hexagonales bola en T*  
Conjunto de chaves sextavadas interior

Art.

**4900-25B**

↕ L1 402 × L2 173 × L3 48 mm



Art. 3636-3	3 mm
Art. 3636-4	4 mm
Art. 3636-5	5 mm
Art. 3636-6	6 mm
Art. 3636-7	7 mm
Art. 3636-8	8 mm
Art. 3636-10	10 mm




**ergokraft**



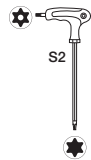


TX T-screwdriver tray  
*Bandeja destornilladores TX en T*  
 Conjunto de chaves T TX



Art.  
**4900-26B**

↔ L1 402 × L2 173 × L3 48 mm



Art. 3637-10	T10
Art. 3637-15	T15
Art. 3637-20	T20
Art. 3637-25	T25
Art. 3637-27	T27
Art. 3637-30	T30
Art. 3637-40	T40

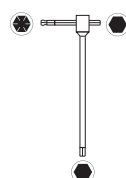


Hexagon T-handle wrench tray  
*Bandeja llaves T hexagonales*  
 Conjunto de chaves T sextavadas interior



Art.  
**4900-35B**

↔ L1 402 × L2 173 × L3 48 mm



Art. 2593-02	2 mm
Art. 2593-025	2.5 mm
Art. 2593-03	3 mm
Art. 2593-04	4 mm
Art. 2593-05	5 mm
Art. 2593-06	6 mm
Art. 2593-07	7 mm
Art. 2593-08	8 mm
Art. 2593-10	10 mm

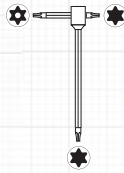
**9**  
PCS

TX T-handle wrench tray  
*Bandeja llaves T TX*  
Conjunto de chaves T TX



Art.  
**4900-36B**

↔ L1 402 × L2 173 × L3 48 mm



- |              |     |
|--------------|-----|
| Art. 2594-10 | T10 |
| Art. 2594-15 | T15 |
| Art. 2594-20 | T20 |
| Art. 2594-25 | T25 |
| Art. 2594-27 | T27 |
| Art. 2594-30 | T30 |
| Art. 2594-40 | T40 |
| Art. 2594-45 | T45 |
| Art. 2594-50 | T50 |

**85**  
PCS

Universal special tool and  
bit-ratchet/-driver tray  
*Bandeja herramientas  
y puntas especiales*  
Conjunto especial de bit  
e roquetes/punhos



**GEARDRIVER**

Art.  
**4900-19B**

↔ L1 402 × L2 173 × L3 48 mm



- |  |                  |                    |
|--|------------------|--------------------|
| 6  4-4.5-5.5-6-6.5-8 mm                  | 1/4"  1/4"       | 4  6-8-10-12 mm    |
| 4  PH 1-2-3-4                            | 1/4"  1/4"       | 4  PH 1-2-3-4      |
| 4  PZ 1-2-3-4                            | 1/4"  1/4"       | 4  T30-T40-T45-T50 |
| 8  T8-T10-T15-T20<br>T-25-T27-T30-T40    | Art. 3766 150 mm | 3/8"  5/16"        |
| 8  T8-T10-T15-T20<br>T-25-T27-T30-T40    | Art. 3767 300 mm | 5/16"  3/8"        |
| 6  3-4-5-6-7-8 mm                        | 90 mm            | 90 mm              |
| 6  2-2.5-3-4-5-6 mm                      | Art. 3634        | 150 mm             |
| 6  5/64"-3/32"-7/64"<br>1/8"-9/64"-5/32" | Art. 3798        | Art. 2035S         |
| 3  Nos. 6-8-10                           |                  |                    |
| 4  Nos. 1-2-3-4                          |                  |                    |
| 4  Nos. 4-6-8-10                         |                  |                    |

# COMPLETO

# Serie 4900 HYBRID

3/8"



16  
PCS

Electrician hex key wrench and socket wrench set VDE with fully isolated reversible ratchet handle 1000V

*Bandeja llaves hexagonales y llaves de vaso electricista VDE con carraca reversible completamente aislado 1000V*

Conjunto de chaves sextavadas em "L" e chaves de caixa de electricistas VDE

com roquete manual reversível completamente isolado 1000V



Art.  
**4900-61B**

↔ L1 402 × L2 173 × L3 48 mm

	8	8-10-12-13-14-17-19-22 mm		
			Art. 3136-025	2.5 × 126 mm
			Art. 3136-03	3.0 × 126 mm
			Art. 3136-04	4.0 × 160 mm
			Art. 3136-05	5.0 × 160 mm
			Art. 3136-06	6.0 × 200 mm
			Art. 3136-08	8.0 × 200 mm
			Art. 207150V	3/8" × 150 mm
			Art. 3210V	200 mm



1000 V  
IEC 60900

8  
PCS

Electrician socket nut driver set VDE

*Bandeja de destornilladores stecker electricista VDE*

Conjunto de chaves de caixa de punho de electricistas VDE



Art.  
**4900-62B**

↔ L1 402 × L2 173 × L3 48 mm

	Art. 3138-07	7.0 × 125 mm
	Art. 3138-08	8.0 × 125 mm
	Art. 3138-09	9.0 × 125 mm
	Art. 3138-10	10.0 × 125 mm
	Art. 3138-11	11.0 × 125 mm
	Art. 3138-12	12.0 × 125 mm
	Art. 3138-13	13.0 × 125 mm
	Art. 3138-14	14.0 × 125 mm



1000 V  
IEC 60900

**8**  
PCS

**Electrician screwdriver set  
VDE**

*Bandeja de destornilladores  
electricista VDE*




**Conjunto de chaves de para-  
fusos de electricista VDE**

Art.

**4900-63B**

↔ L1 402 × L2 173 × L3 48 mm



	Art. 3132-1	2.5 × 75 mm
	Art. 3132-4	4.0 × 100 mm
	Art. 3132-5	5.5 × 125 mm
	Art. 3132-6	6.5 × 150 mm
	Art. 3135-0	PH0 × 60 mm
	Art. 3135-1	PH1 × 80 mm
	Art. 3135-2	PH2 × 100 mm
	Art. 2138	100-250 V



**10**  
PCS

**Electrician TX screwdriver set  
VDE**

with bore hole at the tip, for normal TX  
screws and tamperproof TX screws

*Bandeja de destornilladores  
TX electricista VDE*

*con punta perforada, para tornillos con y  
sin punta de seguridad*

**Conjunto de chaves TX de  
electricistas VDE**

com furo, para parafusos normais e de  
segurança

Art.

**4900-64B**

↔ L1 402 × L2 173 × L3 48 mm



	Art. 3133-06	T6 × 100 mm
	Art. 3133-07	T7 × 100 mm
	Art. 3133-08	T8 × 100 mm
	Art. 3133-10	T10 × 100 mm
	Art. 3133-15	T15 × 100 mm
	Art. 3133-20	T20 × 100 mm
	Art. 3133-25	T25 × 125 mm
	Art. 3133-27	T27 × 125 mm
	Art. 3133-30	T30 × 150 mm
	Art. 3133-40	T40 × 175 mm



# COMPLETO

# Serie 4900 HYBRID

10  
PCS

Electrician hex key wrench and hex screwdriver set VDE

*Bandeja llaves y destornilladores hexagonales machos electricista VDE*

Conjunto de chaves em "L" e chaves de parafusos sextavadas de electricistas VDE



Art.  
**4900-65B**

   **1000 V**  
IEC 60900

↔ L1 402 × L2 173 × L3 48 mm

	Art. 3134-025	2.5 × 100 mm
	Art. 3134-03	3.0 × 100 mm
	Art. 3134-04	4.0 × 125 mm
	Art. 3134-05	5.0 × 150 mm
	Art. 3134-06	6.0 × 175 mm
	Art. 3134-08	8.0 × 200 mm

	Art. 3136-03	3.0 × 126 mm
	Art. 3136-04	4.0 × 160 mm
	Art. 3136-05	5.0 × 160 mm
	Art. 3136-06	6.0 × 200 mm

6  
PCS

Electrician pliers and cutting tool set VDE

*Bandeja alicates y herramientas de corte electricista VDE*

Conjunto de alicates e de ferramentas de corte de electricistas VDE



# ergokraft

Art.  
**4900-67B**

   **1000 V**  
IEC 60900

↔ L1 402 × L2 173 × L3 48 mm


 Art. 3281-180V 180 mm  
**DIN ISO 5746**

 Art. 3282-160V 160 mm  
**DIN ISO 5749**

 Art. 3285-200V 200 mm  
**DIN ISO 5745**

 Art. 2251V

 Art. 3321V

 4pcs. Art. 3321-4V

**4**  
PGS

Electrician pliers tray VDE  
*Bandeja alicates electricista VDE*

Conjunto de alicates de electricistas VDE

Art.

**4900-43B**

↔ L1 402 × L2 173 × L3 48 mm



Art. 4211-180 180 mm **K C H**  
**DIN ISO 5746**



Art. 4212-160 160 mm **K C H**  
**DIN ISO 5749**



Art. 4215-205 200 mm **C H**  
**DIN ISO 5745**



Art. 4219-160 160 mm  
**DIN ISO 5232**



220 N/mm<sup>2</sup> 1800 N/mm<sup>2</sup>

Made in Germany



**1000 V**  
IEC 60900

**4**  
PGS

Electrician pliers tray VDE  
*Bandeja alicates electricista VDE*

Conjunto de alicates de electricistas VDE

Art.

**4900-42B**

↔ L1 402 × L2 173 × L3 48 mm



**ergokraft**



Art. 3281-180V 180 mm  
**DIN ISO 5746**



Art. 3282-160V 160 mm  
**DIN ISO 5749**



Art. 3285-200V 205 mm  
**DIN ISO 5745**



Art. 3289-160V 160 mm  
**DIN ISO 5232**



**1000 V**  
IEC 60900

# COMPLETO Serie 4900 HIGHTECH

4  
PCS

Industrial pliers tray  
with 3 component handles

*Bandeja alicates industriales  
con mangos de 3 componentes*

Conjunto de alicates  
industriais

com punhos de 3 componentes

Art.

**4900-33B**

↔ L1 402 × L2 173 × L3 48 mm



Made in Germany



Art. 4271-180  
**DIN ISO 5746**

180 mm **K C H**



Art. 4272-160  
**DIN ISO 5749**

160 mm **K C H**



Art. 4275-205  
**DIN ISO 5745**

205 mm **C H**



Art. 4279-160  
**DIN ISO 5232**

160 mm



220 N/mm<sup>2</sup> 1800 N/mm<sup>2</sup>



3C-SoftGrip



ShockResistance



TitaniumFinish

4  
PCS

Pliers tray

*Bandeja alicates*

Conjunto de alicates

Art.

**4900-07B**

↔ L1 402 × L2 173 × L3 48 mm



**ergokraft**



Art. 3281-180  
**DIN ISO 5746**

180 mm



Art. 3282-160  
**DIN ISO 5749**

160 mm



Art. 3285-200  
**DIN ISO 5745**

200 mm



Art. 3289-160  
**DIN ISO 5232**


160 mm



**5**  
PGS

Universal pliers tray  
Bandeja universal alicates  
Conjunto universal de alicates



Art.	
<b>4900-57B1</b>	4224-250
<b>4900-57B2</b>	4223-240
<b>4900-57B3</b>	4222-250

↔ L1 402 × L2 173 × L3 48 mm

**4900-57B1 / Art. 4224-250**

 Made in Germany **HIGHTECH**

 **4GRIP**

**DIN ISO + 40%**

50 mm

250 mm

 drag&drop

Made in Germany Art. 4276-205 205 mm  
**DIN ISO 5745**

**HIGHTECH**



Art. 3292-250 max. 250/10"

CrMo

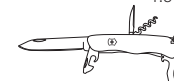


Art. 3290-230 230 mm

ergokraft




1.5 - 6 mm<sup>2</sup> 1.5 - 4.6 mm<sup>2</sup>



VICTORINOX


**4900-57B2 / Art. 4223-240**

 Made in Germany

 50 mm

**DIN ISO 8976**

240 mm

Made in Germany Art. 4276-205 205 mm  
**DIN ISO 5745**

**HIGHTECH**



Art. 3292-250 max. 250/10"

CrMo

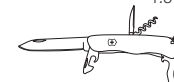


Art. 3290-230 230 mm

ergokraft





1.5 - 6 mm<sup>2</sup> 1.5 - 4.6 mm<sup>2</sup>



VICTORINOX


**4900-57B3 / Art. 4222-250**

 Made in Germany

 50 mm

**DIN ISO 8976**

250 mm



Made in Germany Art. 4276-205 205 mm  
**DIN ISO 5745**

**HIGHTECH**



Art. 3292-250 max. 250/10"

CrMo

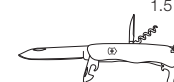


Art. 3290-230 230 mm

ergokraft



1.5 - 6 mm<sup>2</sup> 1.5 - 4.6 mm<sup>2</sup>



VICTORINOX





**4**  
PCS

Universal pliers tray  
Bandeja universal alicates  
Conjunto universal de alicates



Art.  
**4900-08B**

↔ L1 402 × L2 173 × L3 48 mm



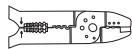
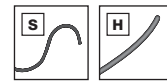
Art. 2221-250 250 mm  
**DIN ISO 8976**



Art. 2216-200 200 mm  
**DIN ISO 9243**



Art. 2262-07 7-1/2" 195 mm



Art. 2225 240 mm 1.5 - 6 mm<sup>2</sup> 1.5 - 4.6 mm<sup>2</sup>

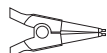
**4**  
PCS

Circlips pliers tray  
Bandeja alicates arandelas  
Conjunto de alicates de freios



Art.  
**4900-09B**

↔ L1 402 × L2 173 × L3 48 mm

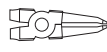


Art. 2212-A2 A2  
**DIN ISO 5254A**

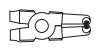
Ø 19-60 mm



Art. 2213-A21 A21  
**DIN ISO 5254B**



Art. 2214-J2 J2  
**DIN ISO 5256C**



Art. 2215-J21 J21  
**DIN ISO 5256D**

5  
PGS

Adjustable wrench and pliers tray

*Bandeja llaves ajustables y alicates*

Conjunto de chaves crescentes e de alicates

Art.

**4900-21B**

↕ L1 402 × L2 173 × L3 48 mm



**ergokraft**



ergokraft

Art. 3572 150 mm / 6"

Art. 3573 200 mm / 8"

**DIN 3117 / ISO 6787**

○ 0-13 mm

○ 0-25 mm



ergokraft

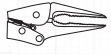
Art. 2243 250 mm

HRC 58-60



Art. 3292-175 175 mm / 7"

CrMo



Art. 3292-150 150 mm / 6"

CrMo

11  
PGS

Files tray

*Bandeja limas*

Conjunto de limas

Art.

**4900-10B**

↕ L1 402 × L2 173 × L3 48 mm



**ergokraft**



Art. 4320-1 320 mm

**DIN 7261**

□ ○ ◻ ◀ ▽ Art. 4321



Art. 4320-2 320 mm

**DIN 7261**



Art. 4320-3 320 mm

**DIN 7261**



Art. 4320-4 320 mm

**DIN 7261**



Art. 4320-5 320 mm

**DIN 7261**

# COMPLETO Serie 4900 ergokraft

22  
PCS

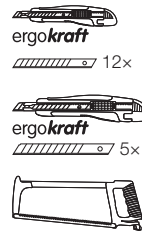
Cutting tool tray  
*Bandeja herramientas corte*  
Conjunto de ferramentas de corte




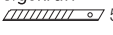



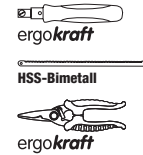
Art.




4900-11B

↔ L1 402 × L2 173 × L3 48 mm



	ergokraft	Art. 3310	9 mm
	12x	Art. 3313	9 mm
	ergokraft	Art. 3312	18 mm
	5x	Art. 3314	18 mm
		Art. 3305	300 mm



	ergokraft	Art. 3308-1	
	HSS-Bimetal	Art. 3316-24	300 mm
	ergokraft	Art. 2240	

11  
PCS

Striking tool tray  
*Bandeja herramientas golpe*  
Conjunto de martelos e punções



4900-56B / Art. 2305

Art.



4900-56B Art. 2305 500 g

4900-66B Art. 2319 500 g

↔ L1 402 × L2 173 × L3 48 mm

4900-56B / Art. 2305



4900-66B / Art. 2319



Art. 2336 Ø 35 mm



Art. 3380-18 18 mm

Art. 3380-22 22 mm

**DIN 6451/53**



Art. 1350-2 2 mm

Art. 1350-3 3 mm

Art. 1350-4 4 mm

Art. 1350-5 5 mm

Art. 1350-6 6 mm

Art. 1350-8 8 mm

**DIN 6450 Form C**



Art. 1358-2 No. 2

**DIN 7250**


9  
PCS


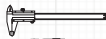







Measuring tool tray  
*Bandeja herramienta medición*  
Conjunto de medição

Art.

**4900-12B**

↕ L1 402 × L2 173 × L3 48 mm



- |   |                |  |             |
|---|----------------|--|-------------|
|    | Art. 4701-0519 | 5 m × 19 mm                                  |             |
|    | Art. 2970      | 150 mm × 0.05 mm                             | 6" × 1/128" |
|    | Art. 2975      | 0-25 mm × 0.01 mm                            |             |
|    | Art. 2976      | 300 mm × 28 mm                               |             |
|    | Art. 2977      | 200 mm                                       |             |
|    | Art. 2978      | 100 mm × 70 mm                               |             |
|   | Art. 2974      | 0.05-0.1-0.15-0.2-0.3-0.4-0.5-0.6-0.7-0.8 mm |             |
|  | Art. 3196      | 130-630 mm / 2000 g                          |             |
|  | Art. 4996      |  |             |

HSS-G 40  
PCS




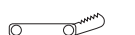


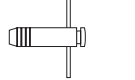
Drill bit and tap + die tray  
*Bandeja brocas-machos-terrajás*  
Conjunto de ferramentas de corte

Art.

**4900-34B**

↕ L1 402 × L2 173 × L3 48 mm



- |   |                 |                 |  |   |                  |                       |
|---|-----------------|-----------------|--|---|------------------|-----------------------|
|  | Art. 23030      | M3              |  |  | Art. 11904       | 1-1.5-2-2.5-3-3.5-4   |
|   | Art. 23040      | M4              |  |   | <b>DIN 338 N</b> | 4.5-5-5.5-6-6.5-7-7.5 |
|   | Art. 23050      | M5              |  |   |                  | 8-8.5-9-9.5-10 mm     |
|   | Art. 23060      | M6              |  |   |                  |                       |
|   | Art. 23080      | M8              |  |   |                  |                       |
|   | Art. 23100      | M10             |  |  | Art. 11033       | 3.3 mm                |
|   | Art. 23120      | M12             |  |   | Art. 11042       | 4.2 mm                |
|   |                 |                 |  |   | Art. 11068       | 6.8 mm                |
|   |                 |                 |  |   | Art. 11102       | 10.2 mm               |
|   |                 |                 |  |   | <b>DIN 338 N</b> |                       |
|  | Art. 24200      | 0.25-6 mm / 60° |  |   |                  |                       |
|  | Art. 24015      | M2-M12          |  |  | Art. 25030       | M3                    |
|   | <b>DIN 1814</b> |                 |  |   | Art. 25040       | M4                    |
|   |                 |                 |  |   | Art. 25050       | M5                    |
|  | Art. 24110      | M3-M10          |  |   | Art. 25060       | M6                    |
|   | <b>DIN 1814</b> |                 |  |   | Art. 25080       | M8                    |
|   |                 |                 |  |   | Art. 25100       | M10                   |
|   |                 |                 |  |   | Art. 25120       | M12                   |
|   |                 |                 |  |   | <b>DIN 371</b>   |                       |

**HSS-G** **42**  
PCS

Drill bit and tap + die tray  
*Bandeja brocas-machos-terrajás*

Conjunto de ferramentas de corte

Art.

**4900-59B**

↔ L1 402 × L2 173 × L3 48 mm



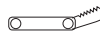
Art. 26030 M3  
Art. 26040 M4  
Art. 26050 M5  
Art. 26060 M6  
Art. 26080 M8  
Art. 26100 M10  
Art. 26120 M12  
**DIN / ISO 261**



Art. 11904 1-1.5-2-2.5-3-3.5-4  
**DIN 338 N** 4.5-5-5.5-6-6.6-7-7.5  
8-8.5-9-9.5-10 mm



Art. 11033 3.3 mm  
Art. 11042 4.2 mm  
Art. 11068 6.8 mm  
Art. 11102 10.2 mm  
**DIN 338 N**



Art. 24200 0.25-6 mm / 60°



Art. 24010 M3-M12  
**DIN 225**



Art. 24015 M2-M12  
**DIN 1814**



Art. 24110 M3-M10  
**DIN 1814**



Art. 25030 M3  
Art. 25040 M4  
Art. 25050 M5  
Art. 25060 M6  
Art. 25080 M8  
Art. 25100 M10  
Art. 25120 M12  
**DIN 371**



Art. 3240S 0.5 mm

**HSS-G** **77**  
PCS

Threaded coil-insert repair tray  
*Bandeja reparación roscas*

Conjunto de reparaçõ de roscas

Art.

**4900-51B**


↔ L1 402 × L2 173 × L3 48 mm



M4-M12, M6-M20  
3/18"-1/2", 1/4"-3/4"



M5×0.8, M6×1.0,  
M8×1.25, M10×1.5,  
M12×1.75, M14×1.25



M5×0.8, M6×1.0,  
M8×1.25, M10×1.5,  
M12×1.75, M14×1.25



M5×0.8, M6×1.0,  
M8×1.25, M10×1.5,  
M12×1.75, M14×1.25



215-640 mm

0.5-1.75 mm





16 M5-0.8  
12 M6-1.0  
10 M8-1.25  
6 M10-1.5  
5 M12-1.75  
4 M14-1.25



**HSS**  
bimetal  
M42+8%Co

**Hole saw tray**  
*Bandeja coronas perforadas*  
Conjunto de serras cranianas







Art.		
<b>4900-39B</b>		✓
<b>4900-39BS</b>		

**16**  
PCS

**15**  
PCS

↔ L1 402 × L2 173 × L3 48 mm

	Art. 19001	Art. 19005	14-30 mm / 3/8"	
	Art. 19002	Art. 19006	32-76 mm / 7/16"	
	Art. 19003		300 mm / 3/8"	
	Art. 19190	19 mm	Art. 19380	38 mm
	Art. 19200	20 mm	Art. 19440	44 mm
	Art. 19220	22 mm	Art. 19510	51 mm
	Art. 19250	25 mm	Art. 19570	57 mm
	Art. 19290	29 mm	Art. 19680	68 mm
	Art. 19320	32 mm	Art. 19760	76 mm
	Art. 19350	35 mm		



**Workshop LED lights tray**  
*Bandeja lámparas LED taller*  
Conjunto de gambiarras para oficina


**8**  
PCS

Art.	LIGHT	Art.
<b>4900-52B</b>	32022 + 32001UV + 32051	
<b>4900-53B</b>	32022 + 32001 + 32051	

↔ L1 402 × L2 173 × L3 48 mm



**LIGHT**



Art. 32022  
↔ 285 mm, Ø 40 mm






**4900-52B** / Art. 32001UV  
**4900-53B** / Art. 32001  
↔ 250 mm, Ø 36 mm



Art. 32051  
↔ 145 mm, Ø 28 mm

**3W COB LED**  
80-100 LUX  
**170-200 lm**  
\* Chip On Board / Chip en placa

**Li-Ion 3.7 V**  
(4000 mAh)


  




**4900-52B** / Art. 32001UV  
**18 + 4 UVLED**  
500 LUX (1m) + 120 LUX (1m)

**4900-53B** / Art. 32001  
**18 + 4 LED**  
500 LUX (1m) + 120 LUX (1m)

**3W GREE 1 LED**  
80 lm

 0-200 m ZOOM

100-240 V / 50/60 Hz

 12-24 V 

### Modular workshop LED light tray

- extra strong 3 W COB LED lamp head
- extremely flat light head with 10 SMD LED 3 W for illuminating places difficult to access
- flash light head with zoom function
- gooseneck light head
- 2 rechargeable exchangeable batteries
- vacuum suction lamp holder
- charging base battery-indicator, USB-mini charging cable and adapter for 100-240 V and a 12-24 V car-/lorry-adapter.

### Bandeja lámparas modulares LED taller

- lámpara extra fuerte de cabeza 3 W COB LED
- lámpara extraplana de cabeza con 10 SMD LED 3W, para iluminar en sitios de difícil acceso
- lámpara de bolsillo con función zoom
- lámpara flexo cuello de cisne
- 2 baterías recargables e intercambiables
- soporte de ventosa para lámparas
- indicador de carga de batería, cable de carga USB-mini, adaptadores 100-240 V y 12-24 V.

### Conjunto modular de gambiarras LED para oficinas


- Gambiarra de cabeça articulada extra forte COB LED 3W
- Gambiarra de cabeça ultra fina com 10 SMD LED 3W para iluminação de locais de acesso difícil
- Cabeça da lanterna com função zoom
- Gambiarra "pescoço de cisne"
- 2 baterias recarregáveis e alternáveis
- Suporte ventosa para gambiarras
- Base carregadora com indicador de bateria, cabo mini carregador USB 100-240 V e adaptador para automóvel e camião 12-24 V.

11  
PCS



Art. 4900-73B

421 x 200 x 68 mm



2x Li-Ion 3.7 V  
(2000 mAh)

2-6.5 h 3-4 h -5°C- 40°C



<p><b>1 COB LED</b> 70-90 LUX (1m) 100-140 lm</p>	<p><b>120° IP54</b> L: 200 mm</p>
<p><b>10 SMD LED</b> 100-120 LUX (1m) 270-300 lm</p>	<p><b>IP20</b> L: 343 mm</p>
<p><b>1 SMD LED</b> 280-2100 LUX (1m) 80-150 lm</p>	<p><b>IP54 ZOOM</b> L: 154 mm</p>
<p><b>1 SMD LED</b> 300-340 LUX (1m) 80-100 lm</p>	<p><b>IP20 Flexible</b> L: 490 mm</p>

Art. 4900-73-01  
Optional / ~~opcion~~ / Optionale

**UV**  
Lampe  
Lámpara  
Lâmpada

Art.

**4900-73B**

### Tire pressure sensor tool tray

suitable for TPMS, for removing and mounting tire pressure control systems. Optimal composition for all models.

### Bandeja útiles con sensor para la presión de neumáticos

adecuado para TPMS, para extraer y montar los sistemas de control de presión de neumáticos. Composición óptima para todos los modelos.

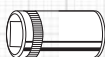
### Gaveta para ferramenta de sensores de pressão de pneus

compatível com TPMS, para remoção e montagem de sistemas de controlo da pressão dos pneus. Composição otimizada para todos os modelos.

1/4"

15  
PCS

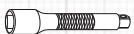
**COMPLETO**



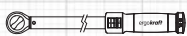
2 11-12 mm



3 T10-T15-T20  
4.5 mm



50 mm




Art. 3231

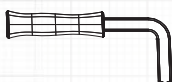
2.5-12 Nm / 20-105 Lb.in



1/4" 1/4"



140 mm



1/4" 100 mm



1/4"



1/4" 4 mm 0 Lb.in 150 mm  
0.5-3.5 Nm / 4.5-30 Lb.in 150 mm



2 0.25-0.45 Nm / 2.2-4 Lb.in 120 mm



2 mm

421 x 200 x 68 mm

Art.

**4900-74B**

5

PCS

### Adhesive weight pliers set

### Juego herramientas para eliminar adhesivos

### Conjunto de alicates para pesos de rodas



Art. 4257-240 240 mm



Art. 3843 225 mm



Art. 3843RE Ø 100 x 15 mm



EN



SP



PT



421 x 200 x 68 mm

Art.

**4900-75B**



**4**  
PCS

Photo-/video-endoscope tray  
Bandeja foto-/video-endoscopio  
Conjunto video-endoscópio



Art.	Ø mm	L	
<b>4900-45B-0391</b>	3.9	1 m	flex
<b>4900-45B-0393</b>	3.9	3 m	flex
<b>4900-45B-0550*</b>	5.5	1 m	mem
<b>4900-45B-0551*</b>	5.5	1 m	flex
<b>4900-45B-0553*</b>	5.5	3 m	flex
<b>4900-45B-0800</b>	8.0	1 m	mem
<b>4900-45B-0801</b>	8.0	1 m	flex
<b>4900-45B-1200</b>	12.0	1 m	mem

L1 402 × L2 173 × L3 48 mm



L1 94 × L2 78 × L3 10 mm

**Display** 3.5" / 89 mm TFT  
640 × 480 pixel  
16.7 Mio. Colors / 30 bps

**Video** PAL / NTSC

**Sensor** CMOS

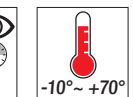
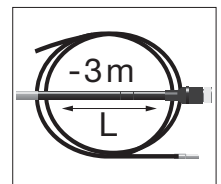
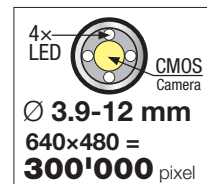
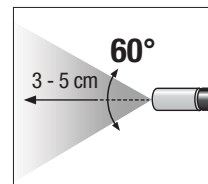
**Battery** Li-Polymer-Akku 3.7 V 2000 mAh  
(100~240 V / 50-60 Hz)

**Memory** SD Card 2GB (max. 8GB)  
IP67

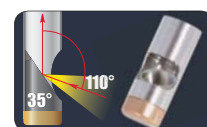
**flex** = flexible / flexible / flexível  
**mem** = rigid / rígido / rígido

Longer cables on request  
Cables más largos bajo pedido  
Cabos mais longos, a pedido

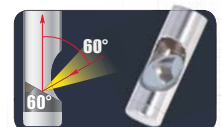
inclusive / incluido / incluso:



Optional / Opcional / Opcional :  
4900-45B-0550 / 4900-45B-0551 / 4900-45B-0553



Art. 4900-45-02



Art. 4900-45-03



Special tray for small parts  
*Bandeja piezas pequeñas*  
Bandeja vazia para pequenas  
peças

Art.

**4900-37B**

↕ L1 402 × L2 173 × L3 48 mm



ABS injection tray  
empty

*Bandeja en ABS*  
vacía

Bandeja em ABS  
vazia

Art.

**4900E**

↕ L1 402 × L2 173 × L3 48 mm



# COMPLETO Serie 4900

ABS blow mould case  
for COMPLETO trays, empty

**Estuche en ABS**

para conjuntos COMPLETO, vacío

**Mala em ABS**

vazia para conjuntos COMPLETO

Art.

**4900K**

↔ L1 421 × L2 200 × L3 68 mm



SEL14

### Tool carrying case

Practical and solid with carrying belt and 4 compartments at the side and big top-compartment. Space for 6 COMPLETEO-trays.

### Maletín para herramientas

práctico y resistente, 4 compartimentos laterales y 1 gran compartimento superior. Espacio para 6 bandejas COMPLETEO.

### Mala para conjuntos

Prática e sólida, com 4 compartimentos frontais e um compartimento grande no topo. Espaço para 6 bandejas COMPLETEO.



Art.
<b>4900T</b>

↔ L1 450 × L2 360 × L3 230 mm



### Tool carrying case

with 4 empty trays

### Maletín para herramientas

con 4 bandejas vacías

### Mala para conjuntos

com 4 bandejas vazias




Art.
<b>4900TS</b> 4 × 4900E

↔ L1 450 × L2 360 × L3 230 mm




Video  
[KRAFTWERKtools.com/video/4900T](https://www.KRAFTWERKtools.com/video/4900T)



**Tool-assortment**  
basic for 2 drawers

**Surtido herramientas**  
básico para 2 cajones

**Sortido de ferramentas**  
básico para 2 gavetas

Art.	
<b>4931</b>	4903-01, 4903-03, 4903-06, 4903-09, 4903-11, 4903-13

↕ L1 394 × L2 168 × L3 30 mm

**Tool-assortment**  
with tool-cabinet

**Surtido herramientas**  
con carros

**Sortido de ferramentas**  
com carro

	Art.
<b>1</b>	<b>3907-4931</b>
<b>2</b>	<b>3908-4931</b>
<b>3</b>	<b>3909-4931</b>
<b>4</b>	<b>3905-4931</b>
<b>5</b>	<b>3934-4931</b>
<b>6</b>	<b>2905-4931</b>
<b>7</b>	<b>2907-4931</b>
<b>8</b>	<b>2904-4931</b>





**Socket wrench tray**  
*Bandeja con llaves de vaso*  
*Gaveta com chaves de caixa*

Art.  
**4903-01**

↔ 394 x 168 x 30 mm



- |  |    |   |  |           |                |
|--|----|---|--|-----------|----------------|
|  | 14 | 3.5-4-4.5-5-5.5-6-7-8-9-10-11-12-13-14 mm |  | 2         | 50 mm / 100 mm |
|  | 3  | 4-5.5-6.5 mm                              |  |           | 150 mm         |
|  | 3  | PH 1-2-3                                  |  |           | 115 mm         |
|  | 3  | PZ 1-2-3                                  |  |           | □ 1/4" ■ 1/4"  |
|  | 8  | T8-T10-T15-T20-T25-T27-T30-T40            |  |           | ● 1/4" ■ 1/4"  |
|  | 6  | 3-4-5-6-7-8 mm                            |  |           |                |
|  |    | ○ 1/4" ○ 1/4"                             |  |           |                |
|  |    | ○ 1/4" ■ 1/4"                             |  |           |                |
|  |    |   |  | Art. 3200 |                |



**Socket wrench tray**  
*Bandeja con llaves de vaso*  
*Gaveta com chaves de caixa*

Art.  
**4903-02**

↔ 394 x 168 x 30 mm



- |  |    |   |
|--|----|---|
|  | 15 | 8-9-10-11-12-13-14-15-16-17-18-19-21-22-24 mm |
|  | 8  | 10-11-12-13-14-15-17-19 mm                    |
|  | 2  | 16 mm / 21 mm                                 |
|  |    | ○ 3/8" ■ 3/8"                                 |
|  | 2  | 75 mm / 250 mm                                |
|  |    | ○ 1/2" ■ 3/8"                                 |
|  |    | ○ 3/8" ■ 1/4"                                 |
|  |    | ● 1/4" ■ 3/8"                                 |

Art. 3210



Socket wrench tray  
*Bandeja con llaves de vaso*  
 Gaveta com chaves de caixa

Art.  
**4903-03**

↕ 394 x 168 x 30 mm



-  17 10-11-12-13-14-15-16-17-18  
19-21-22-24-27-30-32-34 mm
-   2 125 mm / 250 mm
-   45 3/8" ■ 1/2"

 Art. 3220



Bit-socket tray  
*Bandeja con vasos-punta*  
 Gaveta com pontas

Art.  
**4903-04**

↕ 394 x 168 x 30 mm



-  S2 5 ● 5-6-7-8-10 mm
-  S2 5 ● M5-M6-M8-M10-M12

-  S2 5 ● 6-7-8-10-12 mm
-  S2 4 ● M5-M6-M8-M10

1/2" S2 quality 19 PCS

Socket and bit-socket tray







*Bandeja con vasos y vasos-punta*

Gaveta com chaves de caixa e pontas



Art.  
**4903-05**

394 x 168 x 30 mm

-  8  E10-E12-E14-E16-E18-E20-E22-E24
-  S2 6  T30-T40-T45-T50-T55-T60  
55 mm
-  S2 5  T30-T40-T45-T50-T55  
100 mm

12 PCS

Combination wrench tray

*Bandeja con llaves combinadas*

Gaveta com chaves variadas



Art.  
**4903-06**

394 x 168 x 30 mm

- 
- DIN 3113
- Art. 3508 8 mm
- Art. 3509 9 mm
- Art. 3510 10 mm
- Art. 3511 11 mm
- Art. 3512 12 mm
- Art. 3513 13 mm
- Art. 3514 14 mm
- Art. 3515 15 mm
- Art. 3516 16 mm
- Art. 3517 17 mm
- Art. 3518 18 mm
- Art. 3519 19 mm




**8**  
PCS

Combination wrench tray  
*Bandeja con llaves combinadas*  
Gaveta com chaves variadas

Art.  
**4903-07**

↕ 394 x 168 x 30 mm



DIN 3113

Art. 3505	5.5 mm
Art. 3506	6 mm
Art. 3507	7 mm
Art. 3520	20 mm
Art. 3521	21 mm
Art. 3522	22 mm
Art. 3523	23 mm
Art. 3524	24 mm

**8**  
PCS

Double offset ring wrench tray  
*Bandeja con llaves acodadas*  
Gaveta com chaves luneta variadas

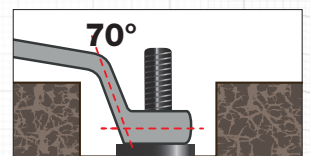
Art.  
**4903-08**

↕ 394 x 168 x 30 mm



DIN 838

Art. 3480	6 x 7 mm	Art. 3484	14 x 15 mm
Art. 3481	8 x 9 mm	Art. 3485	16 x 17 mm
Art. 3482	10 x 11 mm	Art. 3486	18 x 19 mm
Art. 3483	12 x 13 mm	Art. 3487	20 x 22 mm



12  
PCS




Combination wrench tray  
*Bandeja con llaves combinadas*  
Gaveta com chaves variadas

Art.

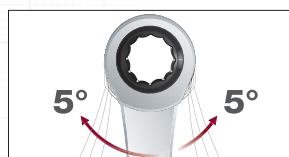
4903-16

↕ 394 x 168 x 30 mm



DIN 3113

Art. 3408	8 mm
Art. 3409	9 mm
Art. 3410	10 mm
Art. 3411	11 mm
Art. 3412	12 mm
Art. 3413	13 mm
Art. 3414	14 mm
Art. 3415	15 mm
Art. 3416	16 mm
Art. 3417	17 mm
Art. 3418	18 mm
Art. 3419	19 mm



12  
PCS



Double ratchet combination  
wrench tray  
*Bandeja llaves combinadas  
con doble carraca*  
Gaveta de chaves de boca-  
luneta com roquete duplo

Art.

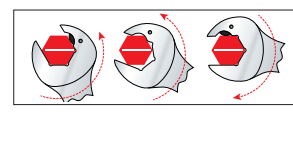

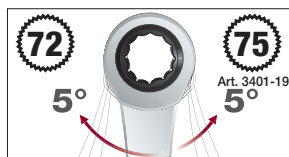
4903-17

↕ 394 x 168 x 30 mm



DIN 3113

Art. 3401-08	8 mm
Art. 3401-09	9 mm
Art. 3401-10	10 mm
Art. 3401-11	11 mm
Art. 3401-12	12 mm
Art. 3401-13	13 mm
Art. 3401-14	14 mm
Art. 3401-15	15 mm
Art. 3401-16	16 mm
Art. 3401-17	17 mm
Art. 3401-18	18 mm
Art. 3401-19	19 mm



12  
PCS



Reversible ratchet combination wrench tray

*Bandeja llaves combinadas reversibles con carraca*


Gaveta de chaves de boca-luneta com roquete reversível



Art.

**4903-18**

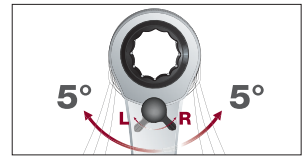
↕ 394 x 168 x 30 mm



DIN 3113

Art. 3404-08	8 mm
Art. 3404-09	9 mm
Art. 3404-10	10 mm
Art. 3404-11	11 mm
Art. 3404-12	12 mm
Art. 3404-13	13 mm
Art. 3404-14	14 mm
Art. 3404-15	15 mm
Art. 3404-16	16 mm
Art. 3404-17	17 mm
Art. 3404-18	18 mm
Art. 3404-19	19 mm

CAP STOP



13  
PCS


Elbow milled open wrench trays

*Bandeja llaves pipa*

Conjunto de chaves de cachimbo



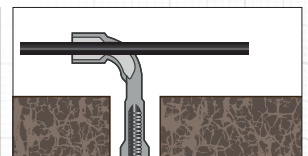
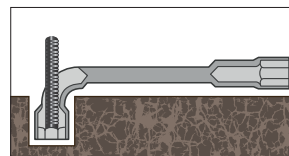
Art.



**4903-29**



↕ 394 x 168 x 30 mm





Art. 2597-07	7 mm
Art. 2597-08	8 mm
Art. 2597-09	9 mm
Art. 2597-10	10 mm
Art. 2597-11	11 mm
Art. 2597-12	12 mm
Art. 2597-13	13 mm

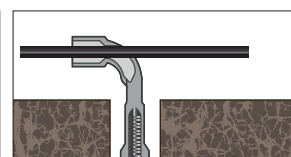
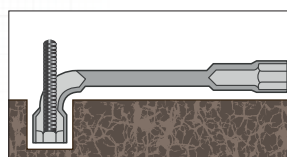
Art. 2597-14	14 mm
Art. 2597-15	15 mm
Art. 2597-16	16 mm
Art. 2597-17	17 mm
Art. 2597-18	18 mm
Art. 2597-19	19 mm

**4**  
PGS

Elbow milled open wrench trays  
*Bandeja llaves pipa*  
Conjunto de chaves de cachimbo

Art.	
<b>4903-30</b>	



↕ 394 x 168 x 30 mm



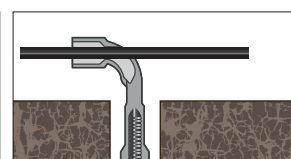
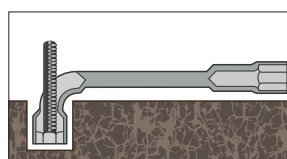
- Art. 2597-20 20 mm
- Art. 2597-21 21 mm
- Art. 2597-22 22 mm
- Art. 2597-24 24 mm

**3**  
PGS

Elbow milled open wrench trays  
*Bandeja llaves pipa*  
Conjunto de chaves de cachimbo

Art.	
<b>4903-31</b>	

↕ 394 x 168 x 30 mm



- Art. 2597-27 27 mm
- Art. 2597-30 30 mm
- Art. 2597-32 32 mm

ergokraft

**S2**  
quality

**9**  
PCS






Screwdriver tray  
Bandeja con destornilladores  
Gaveta com chaves



Art.

**4903-09**

↕ 394 x 168 x 30 mm

- |   |    |             |            |   |    |             |                  |
|---|----|-------------|------------|---|----|-------------|------------------|
|  | S2 | Art. 4110-2 | 0.8 x 4 mm |  | S2 | Art. 4112-2 | 1.1 x 6 mm       |
|   |    | Art. 4110-3 | 1.0 x 5 mm |  | S2 | +           | Art. 4117-2 PH 2 |
|   |    | Art. 4110-4 | 1.1 x 6 mm |    | S2 | +           | Art. 4115-1 PH 1 |
|   |    | Art. 4110-5 | 1.2 x 8 mm |   |    |             | Art. 4115-2 PH 2 |
|   |    |             |            |  |    |             | Art. 2139 12 V   |

**S2**  
quality

**8**  
PCS

Screwdriver tray  
Bandeja con destornilladores  
Gaveta com chaves


ergokraft



Art.

**4903-10**

↕ 394 x 168 x 30 mm

- |   |    |   |              |     |
|---|----|---|--------------|-----|
|  | S2 | ★ | Art. 4125-08 | T8  |
|   |    |   | Art. 4125-10 | T10 |
|   |    |   | Art. 4125-15 | T15 |
|   |    |   | Art. 4125-20 | T20 |
|   |    |   | Art. 4125-25 | T25 |
|   |    |   | Art. 4125-27 | T27 |
|   |    |   | Art. 4125-30 | T30 |
|   |    |   | Art. 4125-40 | T40 |

**S2**  
quality

**8**  
PCS

**ergokraft**

**Impact screwdriver tray**  
*Bandeja destornilladores de golpe*

**Gaveta de chaves de parafusos impacto**



Art.  
**4903-19**

↔ 394 x 168 x 30 mm



Art.	Size	Length	Tip Diameter
Art. 4140-3	S2	5.5 x 100 mm	5.5 mm
Art. 4140-4	S2	6.5 x 125 mm	6.5 mm
Art. 4140-5	S2	8.0 x 150 mm	8.0 mm
Art. 4140-6	S2	10.0 x 175 mm	10.0 mm

Art.	Tip	Length	Tip Diameter
Art. 4145-1	PH1	75 mm	5.0 mm
Art. 4145-2	PH2	100 mm	6.0 mm

Art.	Tip	Length	Tip Diameter
Art. 4150-1	PZ1	75 mm	5.0 mm
Art. 4150-2	PZ2	100 mm	6.0 mm

**DIN 5260-PH**  
**ISO 8764-PH**



**1/4"**

**1/4"**

**16**  
PCS

**PB Swissgrip screwdriver tray**  
*Bandeja destornilladores PB Swissgrip*

**Gaveta de chaves de parafusos PB Swissgrip**



Art.  
**4903-20**

↔ 394 x 168 x 30 mm

Art. PB 8100 5	1.2 x 8 mm
Art. PB 8100 4-140	1.0 x 6.5 mm
Art. PB 8100 3-120	0.8 x 5.5 mm
Art. PB 8100 2-100	0.6 x 4.0 mm
Art. PB 8100 1- 90	0.5 x 3.5 mm

Art. PB 8190 1- 80	PH1 x 80
Art. PB 8190 2-100	PH2 x 100/6

Art. PB 8451	10 x 30 mm
--------------	------------

Art. PB 1750	110-250 V
--------------	-----------


**PB SWISS TOOLS**



**1/4"** **S2** T10-T15-T20-T25-T27-T30-T40

**S2** quality **29** PCS

Allen key tray  
*Bandeja de llaves acodadas*  
 Bandeja de chave Allen





Art.  
**4903-27**

↕ 394 x 168 x 30 mm

 **DIN 2936** S2  Art. 3604  
 1,5-2-2,5-3-4-5-6-7-8-10 mm

 **XXL** S2  Art. 3608  
 T10-T15-T20-T25-T27  
 T30-T40-T45-T50

 **XXL** S2  Art. 3609  
 T10-T15-T20-T25-T27  
 T30-T40-T45-T50

 **ergokraft** Art. 3574 250 mm / 10"  0-30 mm  
**DIN 3117 / ISO 6787**

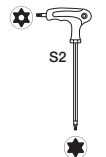

**S2** quality **7** PCS

Ballpoint T-screwdriver tray  
*Bandeja destornilladores bola en T*  
 Gaveta de chaves T sextavadas interior



Art.  
**4903-21**

↕ 394 x 168 x 30 mm

 S2  Art. 3636-3 T3  
 Art. 3636-4 T4  
 Art. 3636-5 T5  
 Art. 3636-6 T6  
 Art. 3636-7 T7  
 Art. 3636-8 T8  
 Art. 3636-10 T10

**S2**  
quality

**7**  
PCS

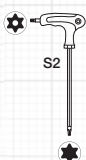
TX T-screwdriver tray  
*Bandeja destornilladores TX en T*  
Gaveta de chaves T TX



**ergokraft**

Art.  
**4903-22**

↕ 394 x 168 x 30 mm



Art. 3637-10	T10
Art. 3637-15	T15
Art. 3637-20	T20
Art. 3637-25	T25
Art. 3637-27	T27
Art. 3637-30	T30
Art. 3637-40	T40

**4**  
PCS

Hightech pliers tray  
*Bandeja de alicates hightech*  
Bandeja de alicates HIGHTECH



**HIGHTECH**

Art.  
**4903-15**

↕ 394 x 168 x 30 mm

Made in Germany



Art. 4271-180  
DIN ISO 5746

180 mm **K C H**



Art. 4272-160  
DIN ISO 5749

160 mm **K C H**



Art. 4275-205  
DIN ISO 5745

205 mm **C H**



Art. 4223-240  
DIN ISO 8976

240 mm



220 N/mm<sup>2</sup> 1800 N/mm<sup>2</sup>









**4**  
PCS

Pliers tray  
Bandeja con alicates  
Gaveta com alicates



Art.  
**4903-11**

↕ 394 x 168 x 30 mm

	Art. 3281-180 DIN ISO 5746	180 mm
	Art. 3282-160 DIN ISO 5749	160 mm
	Art. 3285-200 DIN ISO 5745	200 mm
	Art. 3290-250 DIN ISO 8976	250 mm

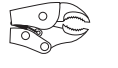

**4**  
PCS

Locking clamps/tin snip tray  
Bandeja surtido tenazas  
Bandeja de alicates de pressão e tesoura



Art.  
**4903-25**

↕ 394 x 168 x 30 mm

	Art. 2243	250 mm	HRC 58-60
	Art. 3292-175	175 mm / 7"	CMbd
	Art. 3292-250	250 mm / 10"	CMbd
	Art. 3292-150	150 mm / 6"	CMbd

4  
PGS

Locking clamps/tin snip tray  
*Bandeja surtido tenazas*  
Bandeja de alicates de pressão  
e tesoura



**ergokraft**

Art.

**4903-26**

↕ 394 x 168 x 30 mm



ergokraft M2

Art. 2243 250 mm HRC 58-60



Art. 3292-175 175 mm / 7" CMbd



Art. 3292-251 250 mm / 10" CMbd



Art. 3292-150 150 mm / 6" CMbd

4  
PGS

Pliers/Scissor tray  
*Bandeja pinzas/tijeras*  
Bandeja de alicates/tesoura



**ergokraft**

Art.

**4903-28**

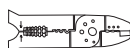
↕ 394 x 168 x 30 mm



Art. 3289-160C 160 mm  
**DIN ISO 5232**



Art. 2216-200C 200 mm  
**DIN ISO 9343**



Art. 3290-230C



Art. 2240C 150 mm

**4**  
PCS

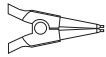
Circlip pliers tray  
Bandeja con alicates de arandelas  
Gaveta com alicates de freios



Art.

**4903-12**

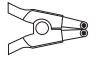
↕ 394 x 168 x 30 mm



Art. 2212-A2  
DIN ISO 5254A



Ø 19-60 mm



Art. 2213-A21  
DIN ISO 5254B



Art. 2214-J2  
DIN ISO 5256C



Art. 2215-J21  
DIN ISO 5256D



**18**  
PCS

Cutting tool tray  
Bandeja herramientas corte  
Gaveta de ferramentas de corte



**ergokraft**

Art.

**4903-23**

↕ 394 x 168 x 30 mm



ergokraft

Art. 3310 9 mm




10x

Art. 3313 9 mm



ergokraft

Art. 3312 18 mm



5x


Art. 3314 18 mm



Art. 3305 300 mm

**11**  
PGS

Files tray  
*Bandeja limas*  
Gaveta de limas








**ergokraft**

Art.

**4903-24**

↔ 394 x 168 x 30 mm

-  Art. 4320-1 320 mm  
**DIN 7261**
-  Art. 4320-2 320 mm  
**DIN 7261**
-  Art. 4320-3 320 mm  
**DIN 7261**
-  Art. 4320-4 320 mm  
**DIN 7261**
-  Art. 4320-5 320 mm  
**DIN 7261**

▬▬▬▬▬ Art. 4321

**11**  
PGS

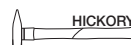
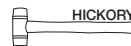

Hammer and punch tray  
*Bandeja con herramientas de golpe*  
Gaveta com martelo e escopro

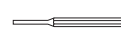



Art.

**4903-13**

↔ 394 x 168 x 30 mm

-  **HICKORY** Art. 2305 500 g  
**DIN 1041**
-  **HICKORY** Art. 2336 Ø 35 mm
-  Art. 3380-18 18 mm  
Art. 3380-22 22 mm  
**DIN 6451/53**

-  Art. 1350-2 2 mm x 115 mm  
Art. 1350-3 3 mm x 125 mm  
Art. 1350-4 4 mm x 150 mm  
Art. 1350-5 5 mm x 165 mm  
Art. 1350-6 6 mm x 180 mm  
Art. 1350-8 8 mm x 180 mm  
**DIN 6450 Form C**
-  Art. 1358-2 No. 2 x 120 mm  
**DIN 7250**

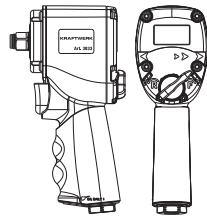


Impact wrench tray  
*Bandeja con herramienta neumática*  
 Bandeja de chave de impacto



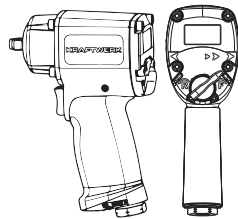
Art.		
<b>4903-33</b>	1/2"	3833
<b>4903-34</b>	1/2"	3834

↕ 394 x 168 x 30 mm



Art. 3833

1/2"	1149	920	678	9500	1500	<9.0	100.2
1.65	97	1/4"	3/8"	133	BSP	6.2	



Art. 3834


1/2"	744	140-680	9000	1200	<3.6	90
1.6	125	1/4"	10	164	BSP	6.2-7




Art. 381170-0		17 mm
Art. 381190-0		19 mm
Art. 381210-0		21 mm
Art. 381220-0		22 mm
Art. 381240-0		24 mm



Art. 387125		125 mm
-------------	--	--------



Art. 382100		10 mm
Art. 382120		12 mm
Art. 382130		13 mm
Art. 382140		14 mm
Art. 382150		15 mm
Art. 382170		17 mm
Art. 382190		19 mm
Art. 382210		21 mm
Art. 382220		22 mm
Art. 382240		24 mm



309  
PCS



### Tool-assortment

with professional tools, shakeproof imbedded in 6 drawers with special high density soft foam (EVA) inserts with a durable hard top lamination which can be well cleaned.

### Surtido de herramientas profesionales

encastradas en 6 bandejas especiales de espuma de alta densidad (EVA) con un recubrimiento superior de plástico duro y resistente para un buen mantenimiento y limpieza.

### Conjunto de ferramentas profissionais

colocadas em 6 gavetas inseridas em espuma de alta densidade (EVA) com revestimento superior que prolonga a duração e permite manter limpo.

Art.

4917

HIGHTECH / KRAFTWERK RACING

↔ L1 527 × L2 407 × L3 30 mm



Video

KRAFTWERKtools.com/video/4917



**309**  
PCS

Tool-assortment with tool-cabinets  
 Composición de herramientas con carros  
 Sortido de ferramentas com carros



3910



3907



3908



3909




2907



3934



3935

Art.		
<b>3907-4917</b>	3907	6
<b>3908-4917</b>	3908	8
<b>3909-4917</b>	3909	11
<b>3910-4917</b>	3908	8
<b>3934-4917</b>	3934	7
<b>3935-4917</b>	3935	8
<b>2907-4917</b>	2907	7



Socket wrench set  
Bandeja llaves vasos  
Conjunto de chaves de caixa

Art.  
**4902-01**

↕ L1 527 × L2 407 × L3 30 mm



- |  |    |  |  |    |  |
|--|----|--|--|----|--|
|  | 14 | 3.5-4-4.5-5-5.5-6-7-8<br>9-10-11-12-13-14 mm |  | 17 | 10-11-12-13-14-15-16-17-18<br>19-21-22-24-27-30-32-34 mm |
|  | 12 | 4-4.5-5-5.5-6-7-8-9<br>10-11-12-13 mm        |  | 9  | 10-13-14-15-16-17-18<br>19-22 mm                         |
|  | 3  | 4-5.5-6.5 mm                                 |  | 2  | 16 mm / 21 mm  |
|  | 3  | PH 1-2-3                                     |  |    | □ 1/2" □ 1/2"  |
|  | 3  | PZ 1-2-3                                     |  | 2  | 125 mm / 250 mm  |
|  | 8  | T8-T10-T15-T20<br>T25-T27-T30-T40            |  |    | □ 3/8" □ 1/2"  |
|  | 6  | 3-4-5-6-7-8 mm                               |  |    | □ 1/2" □ 5/16"   |
|  |    | □ 1/4" □ 1/4"                                |  | 60 | Art. 4020B   |
|  |    | □ 1/4" □ 1/4"                                |  |    |  |
|  | 2  | 50 mm / 100 mm                               |  |    |  |
|  |    | 150 mm                                       |  |    |  |
|  |    | 105 mm                                       |  |    |  |
|  |    | □ 1/4" □ 1/4"                                |  |    |  |
|  |    | □ 1/4" □ 1/4"                                |  |    |  |

72 Art. 3799

60 Art. 4000B

- |  |   |                                    |
|--|---|------------------------------------|
|  | 6 | 4-4.5-5.5-6-6.5-8 mm               |
|  | 4 | PH 1-2-3-4                         |
|  | 4 | PZ 1-2-3-4                         |
|  | 8 | T8-T10-T15-T20-T25-T27-T30-T40     |
|  | 8 | T8-T10-T15-T20-T25-T27-T30-T40     |
|  | 6 | 3-4-5-6-7-8 mm                     |
|  | 6 | 2-2.5-3-4-5-6 mm                   |
|  | 6 | 5/64"-3/32"-7/64"-1/8"-9/64"-5/32" |
|  | 3 | Nos. 6-8-10                        |
|  | 4 | Nos. 1-2-3-4                       |
|  | 4 | Nos. 4-6-8-10                      |

1/4" 1/4" 1/4" 1/4"



**GLOBALBIT-Box**  
Art. 3777  
101 × 90 × 32 mm

**61**  
PCS



**45**  
PCS

### Spanner and torque wrench set

*Bandeja llaves combinadas y llave dinamométrica*

Conjunto de chaves de bocaluneta e chave dinamométrica

Art.  
**4902-02**

↕ L1 527 × L2 407 × L3 30 mm



Art. 3235 C 1/2" 40-200 Nm / 30-150 Lb.ft

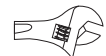
**DIN 2936 S2** Art. 3602  
1.5-2-2.5-3-4-5-6-7-8-10 mm

**XXL S2** Art. 3607  
T10-T15-T20-T25-T27  
T30-T40-T45-T50



**DIN 3113**

Art. 3505	5.5 mm	Art. 3511	11 mm	Art. 3517	17 mm	Art. 3523	23 mm
Art. 3506	6 mm	Art. 3512	12 mm	Art. 3518	18 mm	Art. 3524	24 mm
Art. 3507	7 mm	Art. 3513	13 mm	Art. 3519	19 mm	Art. 3527	27 mm
Art. 3508	8 mm	Art. 3514	14 mm	Art. 3520	20 mm	Art. 3530	30 mm
Art. 3509	9 mm	Art. 3515	15 mm	Art. 3521	21 mm	Art. 3532	32 mm
Art. 3510	10 mm	Art. 3516	16 mm	Art. 3522	22 mm		



**ergokraft**

**DIN 3117 / ISO 6787**  
Art. 3572 150 mm / 6"  
Art. 3573 200 mm / 8"

**13**  
PCS

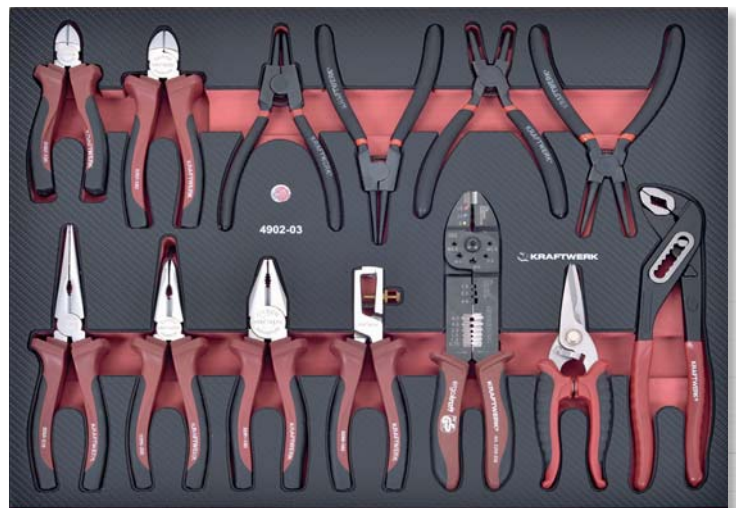
### Pliers set

*Bandeja alicates*

Conjunto de alicates

Art.  
**4902-03**

↕ L1 527 × L2 407 × L3 30 mm



Art. 3281-180 180 mm  
**DIN ISO 5746**

Art. 3282-140 140 mm  
Art. 3282-160 160 mm  
**DIN ISO 5749**

Art. 3285-200 200 mm  
Art. 3286-200 200 mm/45°  
**DIN ISO 5745**

Art. 3289-160 160 mm  
**DIN ISO 5232**

Art. 2221-250 250 mm  
**DIN ISO 8976**

Art. 2240 180 mm  
**ergokraft**



Art. 2212-A2 A2  
**DIN ISO 5254A**



Art. 2213-A21 A21  
**DIN ISO 5254B**



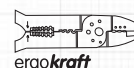
Ø 19-60 mm



Art. 2214-J2 J2  
**DIN ISO 5256C**



Art. 2215-J21 J21  
**DIN ISO 5256D**



Art. 3290-230 230 mm  
1.5 - 6 mm<sup>2</sup> 1.5 - 4-6 mm<sup>2</sup>

**ergokraft**


**S2**  
quality

**21**  
PCS









Screwdriver set  
*Bandeja destornilladores*  
Conjunto de chaves de parafusos

Art.  
**4902-04**

↔ L1 527 × L2 407 × L3 30 mm



**ergokraft**

- |  |                         |  |                  |   |                     |
|--|-------------------------|--|------------------|---|---------------------|
|  S2   | Art. 4110-1 0.6 × 3 mm  |  S2 + | Art. 4117-2 PH2  |  | Art. 2138 100-250 V |
|  | Art. 4110-2 0.8 × 4 mm  |  S2   | Art. 4125-08 T8  |  | Art. 2139 12 V      |
|  | Art. 4110-3 1.0 × 5 mm  |  | Art. 4125-10 T10 |   |                     |
|  | Art. 4110-4 1.1 × 6 mm  |  | Art. 4125-15 T15 |   |                     |
|  | Art. 4110-5 1.2 × 8 mm  |  | Art. 4125-20 T20 |   |                     |
|  | Art. 4110-6 1.6 × 10 mm |  | Art. 4125-25 T25 |   |                     |
|  S2 + | Art. 4115-1 PH1         |  | Art. 4125-27 T27 |   |                     |
|  | Art. 4115-2 PH2         |  | Art. 4125-30 T30 |   |                     |
|  |                         |  | Art. 4125-40 T40 |   |                     |
|  S2 | Art. 4112-2 1.1 × 6 mm  |     | Art. 4128 1/4"   |   |                     |

**41**  
PCS

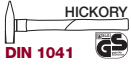



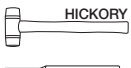













Striking/cutting and measuring tool set  
*Bandeja herramientas golpe/medición*  
Conjunto de percussão e de medição/corte

Art.  
**4902-05**

↔ L1 527 × L2 407 × L3 30 mm



**ergokraft**

- |  |                   |  |   |  |
|--|-------------------|--|---|--|
|  HICKORY<br>DIN 1041 | Art. 2303 300 g   |  Art. 1355-2 2 mm |  Art. 3196 130-630 mm |  Art. 3312 18 mm            |
|  HICKORY             | Art. 2336 Ø 35 mm |  DIN 6458         | Art. 1355-3 3 mm  |  Art. 3314 18 mm            |
|  DIN 6450 Form C     | Art. 1350-2 2 mm  | Art. 1355-4 4 mm   |  Art. 4996            |  Art. 2972 150 mm × 0.01 mm |
|  | Art. 1350-3 3 mm  | Art. 1355-5 5 mm   |  Art. 2976            |  DIGITAL 6" × 0.0005"       |
|  | Art. 1350-4 4 mm  | Art. 1355-6 6 mm   |  Art. 3310 9 mm       |  Art. 4700-0316 3 m × 16 mm |
|  | Art. 1350-5 5 mm  |  DIN 7250         |  Art. 3313 9 mm       |  |
|  | Art. 1350-6 6 mm  | Art. 1358-1 No. 1  |  12x                  |  |
|  | Art. 1350-8 8 mm  | Art. 1358-2 No. 2  |   |  |
|  |                   |  DIN 6451/53      |   |  |
|  |                   | Art. 3380-18 18 mm   |   |  |
|  |                   | Art. 3380-22 22 mm   |   |  |





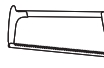







**35**  
PCS

File, saw and drill bit set  
*Bandeja limas y brocas*  
 Conjunto de limas, de serras e de brocas

Art.  
**4902-06**

↕ L1 527 × L2 407 × L3 30 mm




- |  |                                       |  |                       |  |  |
|--|---------------------------------------|--|-----------------------|--|--|
|   | Art. 4320-1 320 mm<br><b>DIN 7261</b> |   | Art. 4321             |   | Art. 11904 1-1.5-2-2.5-3<br><b>DIN 338 N</b> 3.5-4-4.5-5-5.5<br>6-6.5-7-7.5-8<br>8.5-9-9.5-10 mm |
|   | Art. 4320-2 320 mm<br><b>DIN 7261</b> |   | Art. 3305 300 mm      |   | Art. 5433 3-30 mm CU   |
|   | Art. 4320-3 320 mm<br><b>DIN 7261</b> |   | ergokraft Art. 3308-1 |  | Art. 5470 Ø 4-40 cm  |
|   | Art. 4320-4 320 mm<br><b>DIN 7261</b> |  | Art. 3316-24 300 mm   |  |  |
|  | Art. 4320-5 320 mm<br><b>DIN 7261</b> |  |                       |  |  |


**12**  
PCS

T-type universal socket set  
 extra long  
*Bandeja muletillas con vaso*  
 extra largo  
 Conjunto de chaves de caixa em "T" longa

Art.  
**4902-07**

↕ L1 527 × L2 407 × L3 30 mm



-  **XXL** **DIN 896 / ISO 2236, 1085**
- |                    |                    |
|--------------------|--------------------|
| Art. 2592-08 8 mm  | Art. 2592-14 14 mm |
| Art. 2592-09 9 mm  | Art. 2592-15 15 mm |
| Art. 2592-10 10 mm | Art. 2592-16 16 mm |
| Art. 2592-11 11 mm | Art. 2592-17 17 mm |
| Art. 2592-12 12 mm | Art. 2592-18 18 mm |
| Art. 2592-13 13 mm | Art. 2592-19 19 mm |





**21**  
PCS

**Heavy duty socket wrench set**  
with fine teeth ratchet handle with socket  
quick release function and extension bars  
with locking system.

**Bandeja industrial de llaves  
de vaso**

con carraca dentado fino con función  
de extracción rápida y alargadera con  
sistema de bloqueo

**Jogo de chaves de caixa  
"Heavy duty"**

com roquete de dentes finos com meca-  
nismo de ejeção de chaves e extensões  
com sistema de segurança.



Art.  
**4902-08**

↔ L1 527 × L2 407 × L3 40 mm



- 16 19-21-22-23-24-26-27-29-30  
32-35-36-38-41-46-50 mm
- 3 100-200-400 mm
- 460 mm



**22**  
PCS

**Heavy duty socket wrench set**  
with digital torque adapter


**Bandeja industrial de llaves  
de vaso**

con adaptador dinamométrico  
electrónico

**Jogo de chaves de caixa  
"Heavy duty"**

com adaptador electrónico torque



Art.   
**4902-080**      4081-34  
**4902-081**      4081-341

↔ L1 527 × L2 407 × L3 40 mm

- 16 19-21-22-23-24-26-27-29-30  
32-35-36-38-41-46-50 mm
- 3 100-200-400 mm
- 460 mm
- Art. 400002  
500 mm

**4902-080** / Art. 4081-34

**Art. 4081-34**  
100-500 Nm (± 2%) / 73.8-369 Lb.ft  
kg-m / kg-cm / lb-in / ft-lbs

**4902-081** / Art. 4081-341

**Art. 4081-341**  
200-1000 Nm (± 2%) / 147.6-738 Lb.ft  
kg-m / kg-cm / lb-in / ft-lbs



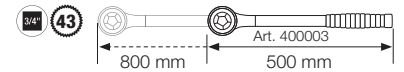
**Heavy duty socket wrench set**  
with **extensible/telescope** fine teeth  
ratchet handle with socket quick release  
function and extension bars with locking  
system

**Bandeja industrial de llaves  
de vaso**

con **carraca dentado fino** con mango  
**telescopico/extensible** con función  
de extracción rápida y alargadera  
con sistema de bloqueo

**Jogo de chaves de caixa  
"Heavy duty"**

com roquete **extensível** de dentes finos  
com mecanismo de ejeção de chaves  
e extensões com sistema de segurança



- 16 19-21-22-23-24-26-27-29-30  
32-35-36-38-41-46-50 mm

- 3 100-200-400 mm
- 460 mm

Art.
<b>4902-09</b>

↕ L1 527 × L2 407 × L3 40 mm



**Heavy duty socket wrench set**  
with digital torque adapter

**Bandeja industrial de llaves  
de vaso**

con **adaptador dinamométrico electrónico**

**Jogo de chaves de caixa  
"Heavy duty"**

com adaptador electrónico torque

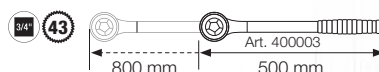


Art.	
<b>4902-090</b>	4081-34
<b>4902-091</b>	4081-341

↕ L1 527 × L2 407 × L3 40 mm


- 16 19-21-22-23-24-26-27-29-30  
32-35-36-38-41-46-50 mm

- 3 100-200-400 mm
- 460 mm



**4902-090 / Art. 4081-34**  
 Art. **4081-34**  
100-500 Nm (± 2%) / 73.8-369 Lb.ft  
kg-m / kg-cm / lb-in / ft-lbs

**4902-091 / Art. 4081-341**  
 Art. **4081-341**  
200-1000 Nm (± 2%) / 147.6-738 Lb.ft  
kg-m / kg-cm / lb-in / ft-lbs



### Service workshop trolley


with tools

#### Carro taller

con herramientas

#### Carro multiuso

com ferramentas

Art.			PCS
<b>3917-4919</b>	3917	4919-01, 4919-02	160

### Body workshop trolley


universal composition with a set of special body repair tools in the 3rd drawer.

#### Carro para taller de carrocería


con herramientas universales y con un juego de herramienta especial para taller de carrocería en el 3-er cajón.

#### Carro de ferramentas para oficina de carroçaria

fornecido com ferramentas universais e com um conjunto de ferramentas especiais para bate-chapas na terceira gaveta.

Art.			PCS
<b>3917-4919+3</b>	3917	4919-01, 4919-02, 4919-03	176

	L1 / mm	L2 / mm	L3 / mm	kg
	792	445	960	160
A	690	410	104	40
B	650	355	45	20
C	650	355	68	30
D	650	355	100	30
E	768	410		40




Spanner and socket tray  
 Bandeja vasos y llaves  
 Bandeja de chaves de caixa



132  
 PCS

ergokraft



- 14 3.5-4-4.5-5-5.5-6-7-8-9-10-11-12-13-14 mm
- 12 4-4.5-5-5.5-6-7-8-9-10-11-12-13 mm
- 3 4-5-5-6.5 mm
- 3 PH 1-2-3
- 3 PZ 1-2-3
- 8 T8-T10-T15-T20-T25-T27-T30-T40
- 6 3-4-5-6-7-8 mm
- 1/4" 1/4"
- 1/4" 1/4"
- 2 50 mm / 100 mm
- 150 mm
- 115 mm
- 1/4" 1/4"
- 7 T10-T15-T20-T25-T27-T30-T40
- 1/4" 1/4"
- 1/4" 1/4"
- Art. 3200

- 17 10-11-12-13-14-15-16-17-18  
19-21-22-24-27-30-32-34 mm
- 5 10-13-17-19-22 mm
- 1/2" 1/2"
- 2 125 mm / 250 mm
- 3/8" 1/2"
- Art. 3220
- Art. 3602  
1.5-2-2.5-3-4-5-6-7-8-10 mm
- Art. 3607  
T10-T15-T20-T25-T27  
T30-T40-T45-T50

- DIN 3113**
- Art. 3505 5.5 mm
- Art. 3506 6 mm
- Art. 3507 7 mm
- Art. 3508 8 mm
- Art. 3509 9 mm
- Art. 3510 10 mm
- Art. 3511 11 mm
- Art. 3512 12 mm
- Art. 3513 13 mm
- Art. 3514 14 mm
- Art. 3515 15 mm
- Art. 3516 16 mm
- Art. 3517 17 mm
- Art. 3518 18 mm
- Art. 3519 19 mm
- Art. 3520 20 mm
- Art. 3521 21 mm
- Art. 3522 22 mm
- Art. 3523 23 mm
- Art. 3524 24 mm

Art.

4919-01

Screwdriver, pliers and striking tools tray

Bandeja destornilladores, alicates y herramientas de golpe

Bandeja de chaves de parafusos, alicates e ponteiros

28  
PCS



Art. 3281-180 **DIN ISO 5746**

180 mm



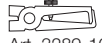
Art. 3285-200 **DIN ISO 5745**

200 mm



Art. 3282-160 **DIN ISO 5749**

160 mm



Art. 3289-160 **DIN ISO 5232**

160 mm



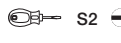
Art. 3290-250 **DIN ISO 8976**

250 mm



S2

Art. 4110-1 0.6 x 3 mm  
Art. 4110-2 0.8 x 4 mm  
Art. 4110-3 1.0 x 5 mm  
Art. 4110-4 1.1 x 6 mm  
Art. 4110-5 1.2 x 8 mm



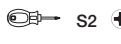
S2

Art. 4112-2 1.1 x 6 mm



S2

Art. 4115-1 PH1  
Art. 4115-2 PH2



S2

Art. 4117-2 PH2



Art. 2138 100-250 V



Art. 2139 12 V



**DIN 6450 Form C**

Art. 1350-2 2 mm  
Art. 1350-3 3 mm  
Art. 1350-4 4 mm  
Art. 1350-5 5 mm  
Art. 1350-6 6 mm  
Art. 1350-8 8 mm



**DIN 7250**

Art. 1358-2 No. 2



**DIN 6451/53**

Art. 3380-18 18 mm  
Art. 3380-22 22 mm



**HICKORY**

**DIN 1041**

Art. 2305 500 g



**HICKORY**

Art. 2336 Ø 35 mm



Art. 4700-0316 3 m x 16 mm

Art.

4919-02



## Bodywork tool tray

*Bandeja con herramientas especiales para taller de carrocería*

*Gaveta com ferramentas especiais para oficina de carroçaria*

**16**  
PCS



1 Wedge dolly  
*Tas cuña*  
Encontrador punta



1 Curved dolly  
*Tas coma*  
Encontrador virgula



1 High crowned dolly  
*Tas americano*  
Encontrador curvo



1 Planishing hammer  
*Martillo combi para desabollar y alisar.*  
Martelo plano faces polidas



1 Bumping hammer  
*Martillo combi con bola para desabollar y alisar.*  
Martelo cabeça redonda plana e ponta



1 Bumping and planishing hammer serrated face  
*Martillo acanalado para desabollar y alisar.*  
Martelo plano serrilha



1 Bumping and planishing hammer flat face  
*Martillo cabeza plana para desabollar y alisar.*  
Martelo plano liso



1 Bumping and planishing hammer bowed face  
*Martillo cabeza abombada*  
Martelo plano angular



1 Car body file holder 350 mm  
*Lima carrocerero 350 mm*  
Lima de Bate-chapas 350 mm



3 Car body file blade  
*Hoja angular para lima carrocerero*  
Lima radial de bate-chapas



1 Car body spoon  
*Cuchara carrocerero*  
Colher de bate-chapas



1 Car body chisel  
*Buril carrocerero*  
Cinzel com punho



1 Mini air blow gun with turbo power nozzle  
*Mini sopladora con efecto turbo.*  
Mini soprador turbo.



1 Snap-Off Knife  
*Cúter*  
X-acto

Art.

**4919-03**

1/4" 1/2" 1/4" 5/16" **339**  
PCS

### Workshop trolley

Compact and solid with 7 ball bearing guided and individually locking drawers, equipped with 339 KRAFTWERK Junior quality tools. These tools are shakeproof embedded in 4 drawers with especially high density 2-coloured soft foam inserts (EVA). Space foreseen for additional torque wrench in 1st drawer. Much tools for low money!

### Carro taller


compacto y sólido con 7 cajones con guías de rodamientos de bola y cierre individual, equipado con 339 herramientas KRAFTWERK Junior. Las herramientas están colocadas en 4 cajones en bandejas EVA bi-colores de espuma de alta densidad. Espacio previsto para llaves dinámicas en el cajón superior. ¡Muchas herramientas a un precio muy ajustado!

### Carro de ferramentas

compacto e sólido, com 7 gavetas de tranca individual e guias de rolamentos, equipada com 339 ferramentas KRAFTWERK qualidade Junior. As ferramentas estão inseridas em 4 gavetas de espuma EVA de alta densidade e dupla tonalidade. Espaço para chave dinométrica disponível na primeira gaveta. Muitas ferramentas por pouco dinheiro!














Art.		
<b>1095</b>	1907	7



1/4"		13	4-4.5-5-5.5-6-7-8-9 10-11-12-13-14 mm	<b>164</b> PCS
		6	6-8-10-11-12-13 mm	
			1/4" 1/4"	
			1/4" 1/4"	
		2	50 mm / 100 mm	
			115 mm	
			1/4"	
45			Art. 1005	
			1/4" 1/4"	
		6	4-4.5-5.5-6-6.5-8 mm	
		6	2xPH1-2xPH2-2xPH3	
		6	2xPZ1-2xPZ2-2xPZ3	
		24	2xT8-2xT10-2xT15-4xT20 5xT25-3xT27-3xT30-3xT40	
		15	TS10-2xTS15-2xTS20-3xTS25 2xTS27-3xTS30-2xTS40	
		5	3-4-5-6-8 mm	
		3	3-4-5 mm	
		4	No. 4-6-8-10	
		4	No. 1-2-3-4	
		3	No. 1-2-3	
		2	R1-R2	
		3	M5-M6-M8	
		3	6-8-10 mm	
			1/4" x 100 mm	
1/2"		16	10-11-12-13-14-15-16-17-18 19-21-22-24-27-30-32 mm	
		2	16 / 21 mm	
			1/2" 1/2"	
		2	125 mm / 250 mm	
			3/8" 1/2"	
45			Art. 1025	
			1/2" 5/16"	
5/16"		2	10/12 mm	
			PH4	
			PZ4	
		4	T45-T50-T55-T60	
		4	T45-T50-T55-T60	



















**48**  
PCS

-  14 6-8-9-10-11-12-13-14-15-16-17-18-19-22 mm
-  2 18 / 22 mm
-  No.2 x 120 mm
-  2 x 115 mm      5 x 165 mm
-  6 3 x 125 mm      6 x 180 mm
-  4 x 150 mm      8 x 180 mm
-  12" x 300 mm
-  3 18 mm
-  10 18 mm
-  9 mm
-  10 9 mm





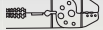

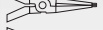








**49**  
PCS

-  6 3.5 x 75, 4.0 x 100, 5.0 x 100  
6.0 x 38, 6.0 x 150, 8.0 x 150 mm
-  3 PH1 x 75, PH2 x 100, PH2 x 38
-  110-250 V
-  300 g
-  PU 360 g 35 mm
-  Nylon 320 mm / No.2
-  6 160 mm
-  6 1-1.5-2-2.5-3-4 mm
-  4 PH000-PH00-PH0-PH1
-  3 PZ00-PZ0-PZ1
-  5 T3-T4-T5-T6-T7
-  4 T8-T9-T10-T15
-  5 1.3-1.5-2-2.5-3 mm
-  107 mm
-  105 mm
-  9 LED's



**78**  
PCS

-  DIN ISO 5749 160 mm
-  DIN ISO 5746 180 mm
-  DIN ISO 5745 200 mm
-  250 mm
-  225 mm
-  185 mm
-  180 mm
-  180 mm
-  170 mm
-  170 mm
-  9 1.5-2-2.5-3-4-5-6-8-10 mm
-  9 T10-T15-T20-T25-T27-T30  
T40-T45-T50
-  50

1/4" 1/2" 1/4" **266**  
PCS

**Tool cabinet**

equipped, with standard EVA-foam inserts

**Carro taller**

con herramientas y bandejas de espuma EVA standard


**Carro de ferramentas**

com ferramentas colocadas em gavetas inseridas em espuma EVA standard



- |  |    |   |
|--|----|---|
|  | 14 | 3.5-4-4.5-5-5.5-6-7-8-9-10-11-12-13-14 mm |
|  | 12 | 4-4.5-5-5.5-6-7-8-9-10-11-12-13 mm        |
|  | 3  | 4-5.5-6.5 mm                              |
|  | 3  | PH 1-2-3                                  |
|  | 3  | PZ 1-2-3                                  |
|  | 8  | T8-T10-T15-T20-T25-T27-T30-T40            |
|  | 6  | 3-4-5-6-7-8 mm                            |
|  |    | 1/4" 1/4"                                 |
|  |    | 1/4" 1/4"                                 |
|  | 2  | 50 mm / 100 mm                            |
|  |    | 150 mm                                    |
|  |    | 105 mm                                    |
|  |    | 1/4" 1/4"                                 |
|  |    | 1/4" 1/4"                                 |

- |  |    |            |
|--|----|------------|
|  | 72 | Art. 3799  |
|  | 60 | Art. 4000B |



- |  |    |  |
|--|----|--|
|  | 17 | 10-11-12-13-14-15-16-17-18<br>19-21-22-24-27-30-32-34 mm |
|  | 9  | 10-13-14-15-16-17-18-19-22 mm                            |
|  |    | 1/2" 5/16"   |
|  |    | 1/2" 1/2"  |
|  | 2  | 125 mm / 250 mm  |
|  |    | 3/8" 1/2"  |
|  | 60 | Art. 4020B   |



- |  |   |                                    |
|--|---|------------------------------------|
|  | 6 | 4-4.5-5.5-6-6.5-8 mm               |
|  | 4 | PH 1-2-3-4                         |
|  | 4 | PZ 1-2-3-4                         |
|  | 8 | T8-T10-T15-T20<br>T25-T27-T30-T40  |
|  | 8 | T8-T10-T15-T20<br>T25-T27-T30-T40  |
|  | 6 | 3-4-5-6-7-8 mm                     |
|  | 6 | 2-2.5-3-4-5-6 mm                   |
|  | 6 | 5/64"-3/32"-7/64"-1/8"-9/64"-5/32" |
|  | 3 | No. 6-8-10                         |
|  | 4 | No. 1-2-3-4                        |
|  | 4 | No. 4-6-8-10                       |



Art.		
<b>1907-4921EVA</b>	1907	7



1/4" 1/4" 1/4" 1/4"

## ergokraft



44  
PCS



### DIN 3113

Art. 3505	5.5 mm	Art. 3511	11 mm	Art. 3517	17 mm	Art. 3524	23 mm
Art. 3506	6 mm	Art. 3512	12 mm	Art. 3518	18 mm	Art. 3527	24 mm
Art. 3507	7 mm	Art. 3513	13 mm	Art. 3519	19 mm	Art. 3530	27 mm
Art. 3508	8 mm	Art. 3514	14 mm	Art. 3520	20 mm	Art. 3531	30 mm
Art. 3509	9 mm	Art. 3515	15 mm	Art. 3521	21 mm	Art. 3532	32 mm
Art. 3510	10 mm	Art. 3516	16 mm	Art. 3522	22 mm		




### DIN 2936 S2

Art. 3602  
1.5-2-2.5-3-4-5-6-7-8-10 mm



### ergokraft

<b>DIN 3117 / ISO 6787</b>	
Art. 3572	150 mm / 6"
Art. 3573	200 mm / 8"



### S2

Art. 3608  
T10-T15-T20-T25-T27  
T30-T40-T45-T50

## ergokraft



18  
PCS



### DIN ISO 5746

Art. 3281-180 180 mm



### DIN ISO 5749

Art. 3282-130 130 mm  
Art. 3282-160 160 mm



### DIN ISO 5745

Art. 3285-200 200 mm



### DIN ISO 5745

Art. 3286-200 200 mm/45°



### DIN ISO 5232

Art. 3289-160 160 mm



### S2

Art. 4110-1	3 x 75 mm
Art. 4110-2	4 x 100 mm
Art. 4110-3	5 x 100 mm
Art. 4110-4	6 x 150 mm
Art. 4110-5	8 x 150 mm
Art. 4110-6	10 x 200 mm



### S2

Art. 4112-2 1.1 x 6 x 38 mm



### S2

Art. 4115-1 PH1 x 75 mm  
Art. 4115-2 PH2 x 100 mm



### S2

Art. 4117-2 PH2 x 38 mm



Art. 4128 1/4" x 100 mm



### GS

Art. 2138 110-250 V

## ergokraft



22  
PCS



### DIN 6450 Form C

Art. 1350-2	2 mm
Art. 1350-3	3 mm
Art. 1350-4	4 mm
Art. 1350-5	5 mm
Art. 1350-6	6 mm
Art. 1350-8	8 mm



### DIN 6458

Art. 1355-2	2 mm
Art. 1355-3	3 mm
Art. 1355-4	4 mm
Art. 1355-5	5 mm
Art. 1355-6	6 mm



### DIN 7250

Art. 1358-1	No. 1
Art. 1358-2	No. 2



### DIN 6451/53

Art. 3380-18	18 mm
Art. 3380-22	22 mm



### HICKORY

Art. 2303	300 g
Art. 2336	Ø 35 mm



### DIN 7261

Art. 4320-1 320 mm



### DIN 7261

Art. 4320-2 320 mm



### DIN 7261

Art. 4320-3 320 mm



### DIN 7261

Art. 4320-4 320 mm



### DIN 7261

Art. 4320-5 320 mm

## ergokraft




30  
PCS



Art. 4321



Art. 3310  
9 mm



Art. 3305  
400 mm



Art. 3313  
9 mm




### ergokraft

Art. 3308-1




Art. 3312  
18 mm



### HSS-Bimetall

Art. 3316-24  
300 mm



Art. 3314  
18 mm



### ergokraft

Art. 2240



Art. 5433  
3-30 mm CU



Art. 5470  
Ø 6-40 mm



- 13 4-4.5-5-5.5-6-7-8-9-10-11-12-13-14 mm
- 6 6-8-10-11-12-13 mm
- 1/4" 1/4"
- 100 mm
- 1/4" 1/4"
- 1/4" 1/4"
- (45) Art. 1005

- 1/4" 1/4" 1/4"
- 1/4" 1/4"

- 16 10-11-12-13-14-15-16-17-18  
19-21-22-24-27-30-32 mm
- 2 16 mm / 21 mm
- 1/2" 1/2"
- 2 125 mm / 250 mm
- 3/8" 1/2"
- 1/2" 5/16"
- (45) Art. 1025
- Art. 1110-1 3.2 x 75 mm  
Art. 1110-2 4.0 x 100 mm  
Art. 1110-3 5.0 x 100 mm  
Art. 1110-4 6.0 x 150 mm  
Art. 1110-5 8.0 x 150 mm
- Art. 1112-2 6.0 x 38 mm
- Art. 1115-1 PH1  
Art. 1115-2 PH2
- Art. 1117-2 PH2
- Art. 2138 110-250 V

- 5/16" 4 mm
- 4 2-2.5-3-4 mm Art. 3180
- 3 PH00-2xPH0
- 2 PZ00-PZ0
- 6 T6-T7-T8-T9-T10-T15
- 3 1.5-2-2.5 mm 30°
- 3 1.5-2-2.5 mm
- 4 mm



**Tool-cabinet**

practically equipped with 286 quality tools

**Carro taller**

equipado con 286 prácticas herramientas de calidad

**Carro de ferramentas**

equipado com 286 ferramentas de qualidade



Art.		
1097	2907	7









**S2**  
quality


**42**  
PCS

 20 5.5-6-7-8-9-10-11-12-13-14-15  
16-17-18-19-20-21-22-23-24 mm


     
1.5-2-2.5-3-4-5-6-8-10 mm  
T10-T15-T20-T25-T27-T30-T40-T45-T50

 Art. 1281-180 180 mm


**DIN ISO 5746**

 Art. 1282-160 160 mm

**DIN ISO 5749**

 Art. 1285-200 200 mm

**DIN ISO 5745**


 Art. 1289-160 160 mm


**DIN ISO 5232**




**CrV**

**44**  
PCS


 Art. 1350-2 2 mm  
**DIN 6450 Form C** Art. 1350-3 3 mm  
Art. 1350-4 4 mm  
Art. 1350-5 5 mm  
Art. 1350-6 6 mm  
Art. 1350-8 8 mm


 Art. 1358-2 No. 2  
**DIN 7250**


 Art. 3380-18 18 mm  
**DIN 6451/53** Art. 3380-22 22 mm


 **HICKORY** Art. 2303  
**DIN 1041**  300 g


 **HICKORY** Art. 2336  
Ø 35 mm

 Art. 4320-1 320 mm  
**DIN 7261**


 Art. 4320-2 320 mm  
**DIN 7261**


 Art. 4320-3 320 mm  
**DIN 7261**

 Art. 4320-4 320 mm  
**DIN 7261**

 Art. 4320-5 320 mm  
**DIN 7261**


 Art. 4321

 Art. 3305  
300 mm


 Art. 3308-1  
**ergokraft**

 **HSS-Bimetall** Art. 3316-24  
300 mm

 Art. 3310  
9 mm

 12x Art. 3313  
9 mm

 Art. 3312  
18 mm

 5x Art. 3314  
18 mm

 **ergokraft** Art. 2240

Tool cabinet  
equipped

**Carro**  
con herramientas

**Carro**  
com ferramentas



Art.		
<b>1096</b>	1906	6



- 13 4-4.5-5-5.5-6-7-8-9-10-11-12-13-14 mm
- 6 6-8-10-11-12-13 mm
- 1/4" 1/4"
- 2 50 mm / 100 mm
- 1/4" 1/4"
- 1/4" 1/4"
- 1/4" 1/4"
- (45) Art. 1005

- 16 10-11-12-13-14-15-16-17-18-19-21-22-24-27-30-32 mm
- 2 16 mm / 21 mm
- 1/2" 5/16"
- 1/2" 1/2"
- 2 125 mm / 250 mm
- 3/8" 1/2"
- (45) Art. 1025














- 1.5-2-2.5-3-4-5-6-8-10 mm
- T10-T15-T20-T25-T27-T30-T40-T45-T50

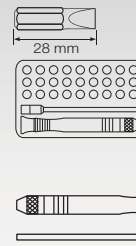










**62**  
PCS

-  14 6-8-9-10-11-12-13-14  
15-16-17-18-19-22 mm
-  **HICKORY** Art. 2303 300 g  
**DIN 1041**
-  **HICKORY** Art. 2336 Ø 35 mm
-  Art. 4320-1
-  Art. 4321
-  9 LED's

-  **S2** Art. 1110-1 3.2 x 75 mm  
Art. 1110-2 4.0 x 100 mm  
Art. 1110-3 5.0 x 100 mm  
Art. 1110-4 6.0 x 150 mm  
Art. 1110-5 8.0 x 150 mm
-  **S2** Art. 1112-2 6.0 x 38 mm
-  **S2** Art. 1115-1 PH1  
Art. 1115-2 PH2
-  **S2** Art. 1117-2 PH2
-  Art. 2138 100-250 V













- 6  1-1.5-2-2.5-3-4 mm
- 4  PH000-PH00-PH0-PH1
- 3  PZ00-PZ0-PZ1
- 5  T3-T4-T5-T6-T7
- 4  T8-T9-T10-T15
- 5  1.3-1.5-2-2.5-3 mm  
107 mm  
105 mm



**90**  
PCS

-  Art. 1281-180 180 mm  
**DIN ISO 5746**
-  Art. 1282-160 160 mm  
**DIN ISO 5749**
-  Art. 1285-200 200 mm  
**DIN ISO 5745**
-  Art. 2221-250 250 mm
-  220 mm

-  Art. 1350-2 2 mm  
**DIN 6450 Form C** Art. 1350-3 3 mm  
Art. 1350-4 4 mm  
Art. 1350-5 5 mm  
Art. 1350-6 6 mm  
Art. 1350-8 8 mm
-  Art. 1358-2 2 mm  
**DIN 6458**
-  Art. 3380-18 18 mm  
**DIN 6451/53** Art. 3380-22 22 mm

-  Art. 3305 300 mm  **50**
-  Art. 3310 9 mm
-  10x Art. 3313 9 mm
-  Art. 3312 18 mm
-  10x Art. 3314 18 mm
-  **ergokraft** Art. 2240

### Multi-purpose shelf trolley

- 3 big shelves, made of polypropylene and fiberglass
- very solid construction for universal use, aluminium rods
- 4 swivel castors Ø 100 mm, 2 of them braked
- shelf capacity: 80 kg
- trolley capacity: 160 kg

### Mesa de trabajo móvil

- 3 grandes baldas en polipropileno y fibra de vidrio
- construcción muy sólida para uso universal, barras en aluminio
- ruedas giratorias Ø 100 mm, 2 con freno
- capacidad por bandeja: 80 kg
- capacidad total: 160 kg

### Carro multiuso de prateleiras

- 3 prateleiras grandes em polipropileno e fibra de vidro
- Construção sólida para uso universal, hastes de alumínio
- 4 rodízios giratórios Ø 100 mm, 2 deles com travão
- Capacidade da prateleira: 80 kg
- Capacidade do carro: 160 kg



Art.	
<b>3912</b>	0

	L1 / mm	L2 / mm	L3 / mm
	910	480	1040
A	660	390	300

### Multipurpose shelf trolley

with accessory kit for transporting windows and windshields.

### Mesa de trabajo móvil

con kit de accesorios para el transporte de las ventanillas y parabrisas.

### Carro multiuso de prateleiras

com kit de acessórios para o transporte de janelas e pára-brisas.



Art.			
<b>3912A</b>			

	L1 / mm	L2 / mm	L3 / mm
	845	490	1015
L4	660	390	300



### Waste bin

for multi-purpose shelf trolley 3912  
made of oil and acid resistant polypropylene

### Cubo de basura

para mesa de trabajo móvil 3912  
en polipropileno, resistente al aceite y a los ácidos

### Caixote do lixo

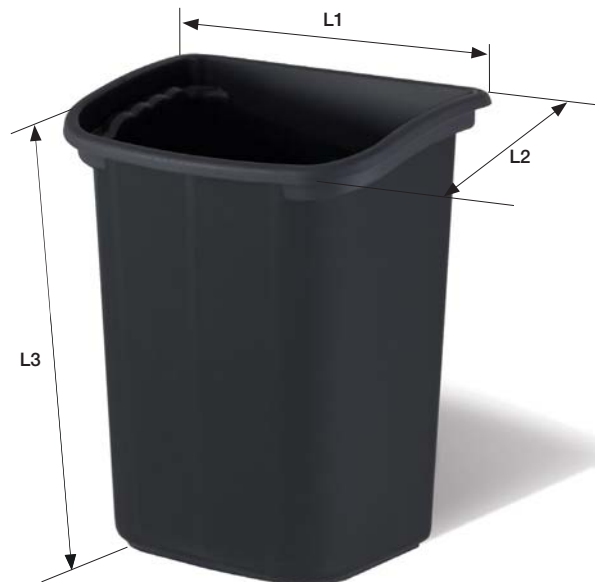
para carro multiuso de prateleiras 3912  
em polipropileno, resistentes ao óleo e ao ácido

Art.	
<b>3912-99</b>	3912/3913

↕ L1 360 × L2 250 × L3 430 mm



**19L**





Your specialized dealer : | *Su distribuidor especializado* : |  
Agente autorizado KRAFTWERK :