

NEW DISCOVERY SPORT



ABOVE & BEYOND





DESIGN

Page 2




CAPABILITY

Page 8



VERSATILITY

Page 20



SPECIFICATION

Page 36





The New Discovery Sport is the first in a new generation of Land Rover SUV design. This is a modern, relevant and compelling vehicle, with its well-proportioned compact body and purposeful stance. Its distinctive silhouette and beautifully sculptured surfaces all combine to create a vehicle that truly connects on an emotional level.





Signature features include a clamshell bonnet and distinctive two-bar grille with hexagonal mesh. Characteristic design cues complement the perfectly balanced proportions. Smoothly contoured body surfaces, strong and dynamic lines, and robust detailing including rugged skid plates signal New Discovery Sport's incredible breadth of capability. The fast bonnet line with a pronounced step into the rising belt line conveys a dramatic stance, while the roof tapers subtly downwards, adding extra dynamism.





The desirability of the exterior design continues into the cabin with bold horizontal and vertical lines. Complemented by clean surfaces, superb finishes and optional premium leathers to promote what is a highly versatile package. Inside and outside seamlessly blend into a vehicle that clearly communicates its Discovery DNA, whilst firmly looking forward.



Land Rover has always been synonymous with capability and the New Discovery Sport lives up to even the most demanding expectations. Confident, assured and responsive, the drive is further enhanced by a generous wheel articulation and innovative off-road technologies. Heading off to the great outdoors has never been easier.







With a wading depth of up to 600mm, whether crossing streams, fords or flooded areas, an optional Wade Sensing* feature located in the door mirrors can prove invaluable. Unique to Land Rover, it gives the driver pictorial real time information about the water's depth in relation to the vehicle. In fact to ensure exceptional levels of reliability, off-road capability and on-road dynamics, such technologies have been tested across the globe in extremes of altitude, temperature and terrain. Taking you above and beyond.







New Discovery Sport gives maximum performance in even the most challenging conditions. Terrain Response® adapts the responses of the vehicle's engine, gearbox, differentials and chassis systems to optimise your drive and comfort. The vehicle feels sure-footed no matter what the terrain or the weather.





New Discovery Sport bristles with all the advances you'll need to make driving a pleasure. Features including Dynamic Stability Control, Roll Stability Control and Electronic Traction Control actively monitor the vehicle's behaviour to deliver the most assured, confident drive imaginable so you'll always feel in control.



Optional Adaptive Dynamics* can also be specified, a system which detects road conditions and optimises the advanced MagneRide™ damper settings, delivering the perfect balance of agile handling and a supple, controlled ride.







New Discovery Sport bristles with technologies that enhance the vehicle's performance and capabilities. One such feature is Hill Descent Control (HDC®); which automatically controls your descent speed on steep gradients. Whilst Hill Start Assist ensures you don't roll backwards as you pull away on an incline.





Family and friends keen to get out there and make the most of a new day? The New Discovery Sport has been designed and engineered to meet any challenge. With the option of flexible seating which, when stored flat gives a load floor that is as long as a Range Rover and a maximum loadspace of 1,698 litres, it accommodates passengers and their kit with ease.





Versatility and connectivity are quite naturally of paramount importance. That's why, apart from being generously proportioned and beautifully styled, the seats can be configured to provide greater storage. And optional USB charging sockets are available in all seating areas. Even when you're out and about, you can stay in touch, in control and in the utmost comfort.





One look tells you this isn't the usual seating configuration or loadspace. The second row is both comfortable and spacious, thanks to the flexibility of the seats to travel 160mm forward and back; in fact, when fully rearward, the second row offers similar legroom to that of a Range Rover. The optional third row, with its simple, single-handed 50:50 deployment, has been incorporated without compromising the exterior design. So you can make the most of having more space and seating options than ever.





With a towing capacity of up to 2,000kg and by incorporating technologies, New Discovery Sport can handle the most demanding of tasks. Trailer Stability Assist (TSA) monitors the vehicle to detect movements in the trailer and then uses selective braking to help correct potentially hazardous situations. The system's camera aids reversing and Tow Hitch Assist makes coupling a trailer to the vehicle that much easier.





With its contemporary styling and finishes, the interior is enriched by the latest infotainment including an optional state-of-the-art Meridian™ premium audio system with surround sound. Added to which, the options of sophisticated LED mood lighting and a panoramic roof enhance the ambience, creating a greater sense of space and light throughout the entire length of the vehicle. Everyone will arrive at your destination feeling relaxed and well entertained.





Land Rover's Command Driving Position provides the driver with an elevated view of the road ahead and its surroundings, ensuring you're always more aware of conditions. So you can drive accordingly. It is also matched by other optional driver aids including Park Assist with Parallel and Perpendicular Parking. The New Discovery Sport. The future of the truly versatile and capable compact SUV has never been brighter.





New Discovery Sport offers exemplary levels of comfort and outstanding versatility. The second row is extremely spacious and flexible with the seats able to slide back and forth by 160mm for greater loadspace or comfort*. The optional third row has been cleverly incorporated to avoid any compromises to the vehicle's exterior design whilst maintaining passenger comfort. Or a completely flat loadspace should you need it. So wherever you're seated, or whatever you want to carry, you can relax.

*Where tilt and slide seats are specified.

What the vehicle offers in comfort, it also delivers in class-leading versatility. The New Discovery Sport offers an impressive loadspace capacity of up to 981 litres whilst carrying five people. The vehicle can handle greater loads with consummate ease when the second row is folded and the optional third row of seating, that folds completely flat, is stowed. Such flexibility helps make carrying family, friends and all their gear that much easier.



Take the team for early morning training on the river.



Body boards? Beach ball? Family? Check.



Carry all items that help you capture everything.



Bring home your purchases with ease.



Head off for a well-earned break.




Roomy enough to carry all the kit for your latest adventure.

NOW IT'S TIME TO CHOOSE...

The New Discovery Sport offers you great options and flexibility to personalise your vehicle. The following pages take you through a logical series of steps to make it suit your lifestyle. There are several choices: from selecting your model to exterior and interior colors, wheels, finishes and those detailed touches to enable you to personalise your vehicle.

If you'd like to bring your options to life, go to our online configurator at landrover-me.com



The Discovery Sport engine

Page 38



Step 1 Choose your model

Page 40

Compare the standard and optional features on each model.



Step 2 Choose your color

Page 52



There's a wide range on offer to enable you to express yourself.



Step 3 Choose your wheels

Page 56

There's a range of styles, each one designed to complement the bold exterior.



Step 4

Choose your interior

Page 58

Carefully selected colors complemented by the finest metals. You can personalise your interior space.

Key Features

Page 70

The latest innovations that make your vehicle a pleasure to drive.

Technical Details

Page 74

Technical information and data for dimensions, performance and specifications.

Accessories

Page 76

This range of stylish and practical accessories can be tailored to suit any lifestyle.

THE DISCOVERY SPORT ENGINE



DRIVELINE, ENGINE PERFORMANCE AND FUEL ECONOMY

The superbly engineered petrol engine on offer is paired with a state-of-the-art nine-speed automatic transmission.

2.0L Si4 PETROL (AUTO)



| 2.0L Si4 PETROL (AUTO) | |
|------------------------|------------------------|
| Driveline | Four Wheel Drive (4WD) |
| Power (kW/PS) | 176.5 / 240 |
| Torque (Nm) | 340 |
| Maximum torque (rpm) | 1,750 |
| Capacity (cc) | 1,999 |
| No. of cylinders | 4 |
| Cylinder layout | i4 |

| FUEL ECONOMY | | |
|---------------------------------------|---------------|---------------------------|
| Seating | | 5 / 5+2 |
| Urban | l/100km (mpg) | 10.6 (26.4) / 10.9 (25.9) |
| Extra Urban | l/100km (mpg) | 6.5 (43.5) / 6.8 (41.5) |
| Combined | l/100km (mpg) | 8.0 (35.3) / 8.3 (34.0) |
| CO ₂ Urban emissions | g/km | 251 / 258 |
| CO ₂ Extra Urban emissions | g/km | 155 / 162 |
| CO ₂ Combined emissions | g/km | 191 / 197 |

Official EU test figures. For comparison purposes only. Real world figures may differ. Low fuel warning at 9 litres approximately.

STEP 1 CHOOSE YOUR MODEL



MODELS BY ENGINE

| | S | SE | HSE | HSE LUXURY |
|----------------------|---|----|-----|------------|
| ENGINE | | | | |
| 2.0L Si4 Petrol Auto | ■ | ■ | ■ | ■ |

STEP 1 CHOOSE YOUR MODEL – CHOICES

Each model has a choice of unique features. This guide will help you to select your ideal New Discovery Sport. On the following pages you'll see the standard features for each model.

DISCOVERY SPORT S



- Grille in Brunel with Narvik Black surround
- Fender vents in Brunel
- Body colored door handles
- Narvik Black mirror caps
- Discovery script on bonnet and tailgate in Brunel
- Tow eye covers in Anthracite
- Tailgate finisher in Narvik Black
- Halogen headlamps
- 17 inch five-spoke 'Style 522' alloy wheels
- Seats in cloth.

DISCOVERY SPORT SE



- Grille in Dark Atlas with Narvik Black surround
- Fender vents in Dark Atlas
- Body colored door handles
- Body colored mirror caps
- Tow eye covers in Dark Techno Silver
- Discovery script on bonnet and tailgate in Brunel
- Tailgate finisher in Narvik Black
- Xenon headlamps with LED signature
- 18 inch nine split-spoke 'Style 109' alloy wheels
- Seats in Partial leather.

DISCOVERY SPORT HSE



- Grille in Atlas with Narvik Black surround
- Fender vents in Atlas
- Body colored door handles
- Body colored mirror caps
- Tow eye covers in White Silver
- Discovery script on bonnet and tailgate in Brunel
- Tailgate finisher in Narvik Black
- Xenon headlamps with LED signature
- 19 inch five split-spoke 'Style 521' alloy wheels
- Seats in Grained leather.

DISCOVERY SPORT HSE LUXURY



- Grille in Atlas with Narvik Black surround
- Fender vents in Atlas
- Noble plated upper and lower door handles
- Body colored mirror caps
- Tow eye covers in White Silver
- Discovery script on bonnet and tailgate in Atlas
- Tailgate finisher in Atlas
- Xenon headlamps with LED signature
- Fog lamp surrounds in Atlas
- 19 inch five-spoke 'Style 902' alloy wheels
- Seats in Windsor leather.

STEP 1 CHOOSE YOUR MODEL – STANDARD AND OPTIONAL FEATURES

| | OPTION CODE | S | SE | HSE | HSE LUXURY |
|---|-------------|---|----|-----|------------|
| ENGINE TRANSMISSION, SUSPENSION AND DRIVING DYNAMICS | | | | | |
| Nine-speed automatic transmission including Paddle Shift | | ■ | ■ | ■ | ■ |
| Adaptive Dynamics (1) | 027CY | □ | □ | □ | □ |
| Terrain Response® | | ■ | ■ | ■ | ■ |
| Hill Descent Control (HDC®) | | ■ | ■ | ■ | ■ |
| Four wheel drive with efficient driveline | | ■ | ■ | ■ | ■ |
| Anti-lock Braking System (ABS) | | ■ | ■ | ■ | ■ |
| Electronic Power Assisted Steering (EPAS) | | ■ | ■ | ■ | ■ |
| Electric Tracking Control (ETC) | | ■ | ■ | ■ | ■ |
| Hill Start Assist | | ■ | ■ | ■ | ■ |
| Dynamic Stability Control (DSC) | | ■ | ■ | ■ | ■ |
| Roll Stability Control (RSC) | | ■ | ■ | ■ | ■ |
| Electric Parking Brake (EPB) | | ■ | ■ | ■ | ■ |
| Emergency Brake Assist (EBA) | | ■ | ■ | ■ | ■ |
| Electronic Brake-force Distribution (EBD) | | ■ | ■ | ■ | ■ |
| EXTERIOR FEATURES AND FINISHERS | | | | | |
| Exterior Styling | | | | | |
| Brunel grille with Narvik Black grille surround | | ■ | - | - | - |
| Brunel fender vents | | ■ | - | - | - |
| Dark Atlas grille with Narvik Black grille surround | | - | ■ | - | - |
| Dark Atlas fender vents | | - | ■ | - | - |
| Atlas grille with Narvik Black grille surround | | - | - | ■ | ■ |
| Atlas fender vents | | - | - | ■ | ■ |
| Body colored door handles | | ■ | ■ | ■ | - |
| Noble plated upper and lower door handles | | - | - | - | ■ |
| Narvik Black mirror caps | | ■ | - | - | - |
| Body colored mirror caps | | - | ■ | ■ | ■ |
| Tailgate finisher in Narvik Black | | ■ | ■ | ■ | - |
| Tailgate finisher in Atlas | | - | - | - | ■ |
| Discovery script on bonnet and tailgate in Brunel | | ■ | ■ | ■ | - |
| Discovery script on bonnet and tailgate in Atlas | | - | - | - | ■ |
| Tow eye covers in Anthracite | | ■ | - | - | - |
| Tow eye covers in Dark Techno Silver | | - | ■ | - | - |
| Tow eye covers in White Silver | | - | - | ■ | ■ |
| Fixed panoramic roof including power blinds | 041CX | □ | □ | ■ | ■ |
| Contrast roof – Santorini Black | 080AN | - | □ | □ | □ |
| Contrast roof – Corris Grey | 080AD | - | □ | □ | □ |

(1) Offered for vehicles equipped with five-seat configuration only (2) Only available with Black Design Pack.

■ Standard □ Optional - Not Available.

| | OPTION CODE | S | SE | HSE | HSE LUXURY |
|---|-------------|---|----|-----|------------|
| EXTERIOR FEATURES AND FINISHERS (CONTINUED) | | | | | |
| Glass and Exterior Mirrors | | | | | |
| Heated windscreen | 040AK | □ | □ | □ | □ |
| Solar attenuating windscreen | 047AH | □ | ■ | ■ | ■ |
| Heated rear window | | ■ | ■ | ■ | ■ |
| Power adjustable, heated powerfold exterior mirrors | 030NB | ■ | ■ | ■ | – |
| Power adjustable, heated powerfold exterior mirrors with memory function | 030NM | – | □ | □ | ■ |
| Headlamps and Lighting | | | | | |
| Halogen headlamps | 064DE | ■ | – | – | – |
| Xenon headlamps with LED signature (includes headlamp powerwash) | 064CW | □ | ■ | ■ | ■ |
| Adaptive Xenon headlamps with LED signature (includes headlamp powerwash) | 064DI | – | □ | □ | □ |
| Automatic headlamps and rain sensing wipers | 064HI | □ | ■ | ■ | ■ |
| Front fog lamps | 064AP | □ | ■ | ■ | ■ |
| Towing | | | | | |
| Trailer Stability Control | | ■ | ■ | ■ | ■ |
| Trailer Stability Assist (TSA) | | ■ | ■ | ■ | ■ |
| Front and rear recovery hooks | | ■ | ■ | ■ | ■ |
| Paint | | | | | |
| Solid paint | 024BC | ■ | □ | □ | □ |
| Metallic paint | 024AZ | □ | ■ | ■ | ■ |
| Premium metallic paint | 024BR | □ | □ | □ | □ |
| Wheels and Wheel Options | | | | | |
| 17 inch five-spoke 'Style 522' | 029UC | ■ | □ | □ | □ |
| 17 inch ten-spoke 'Style 105' | 029QL | □ | – | – | – |
| 18 inch five split-spoke 'Style 511' | 029UE | □ | □ | – | – |
| 18 inch five split-spoke 'Style 511' with Satin Dark Grey finish | 029TX | □ | □ | □ | □ |
| 18 inch nine split-spoke 'Style 109' | 029UD | □ | ■ | □ | □ |
| 19 inch five split-spoke 'Style 521' | 029MG | – | □ | ■ | – |
| 19 inch five split-spoke 'Style 521' with Gloss Black finish (2) | 029UA | – | □ | □ | □ |
| 19 inch nine-spoke 'Style 902' | 029MA | – | □ | □ | ■ |
| 20 inch five split-spoke 'Style 511' | 029SB | – | □ | □ | □ |
| 20 inch five split-spoke 'Style 511' with Gloss Black finish (2) | 029TW | – | – | □ | □ |
| Full size spare wheel | 050AQ | ■ | ■ | ■ | ■ |
| Reduced section spare wheel | 029NZ | □ | □ | □ | □ |
| Locking wheel nuts | 055AC | □ | □ | □ | □ |

STEP 1 CHOOSE YOUR MODEL – STANDARD AND OPTIONAL FEATURES

| | OPTION CODE | S | SE | HSE | HSE LUXURY |
|--|-------------|---|----|-----|------------|
| SEATING, INTERIOR FEATURES AND FINISHERS | | | | | |
| Seating | | | | | |
| Cloth seats | 033TI | ■ | - | - | - |
| Partial leather seats | 033JC | □ | ■ | - | - |
| Grained leather seats | 033JE | - | □ | ■ | - |
| Windsor leather seats | 033HJ | - | - | - | ■ |
| Front Seating Functionality | | | | | |
| Centre console with sliding armrest | 045AS | - | □ | ■ | ■ |
| Heated front seats | 033BV | □ | □ | □ | □ |
| Climate front seats | 033KO | - | □ | □ | □ |
| Climate front seats and heated rear seats | 033GQ | - | □ | □ | □ |
| Heated front and rear seats | 033EQ | □ | □ | □ | □ |
| Six-way drivers / six-way passenger manual adjustable seat | 0033TI | ■ | - | - | - |
| Eight-way drivers / eight-way passenger electric adjustable seat | 033TY | - | ■ | ■ | - |
| Ten-way drivers / ten-way passenger electric adjustable seat with memory | 033TZ | - | □ | □ | ■ |
| Rear Seating Functionality | | | | | |
| 60:40 fixed second row seats | 033CY | ■ | - | - | - |
| 60:40 second row seats with slide and recline | 033CW | □ | ■ | ■ | ■ |
| 5+2 seating | 033BI | □ | □ | □ | □ |
| Second row rear centre headrest | 033DB | □ | ■ | ■ | ■ |
| Rear centre armrest with two cup holders | 033LM | □ | ■ | ■ | ■ |
| Headlining | | | | | |
| Morzine headlining (Cirrus) (1) | | ■ | ■ | ■ | ■ |
| Morzine headlining (Ivory) (1) | | - | - | ■ | ■ |
| Morzine headlining (Ebony) | 032BU | □ | □ | □ | □ |
| Centre Stack Side Rails | | | | | |
| Ebony paint | | ■ | - | - | - |
| Satin Brushed Aluminium (2) | 063BC | □ | ■ | ■ | ■ |
| Glacier Brushed Aluminium (3) | | - | ■ | - | ■ |

(1) Headlining dependent upon colorway selected (2) Not available on Glacier/Lunar interior (3) Available on Glacier/Lunar interior only.

| | OPTION CODE | S | SE | HSE | HSE LUXURY |
|---|-------------|---|----|-----|------------|
| INTERIOR FEATURES | | | | | |
| Air conditioning | 022AM | ■ | - | - | - |
| Two-zone climate control | 022AX | □ | ■ | ■ | ■ |
| Two-zone climate control with air quality sensing | 067BN | - | □ | □ | □ |
| Climate control with high level vents to second row | 030FB | - | ■ | ■ | ■ |
| Climate control with high level vents to third row with single USB port | 022EB | □ | □ | □ | □ |
| Illuminated vanity mirrors | 031CE | □ | ■ | ■ | ■ |
| Manual dipping interior mirror | 031BR | ■ | - | - | - |
| Auto-dimming interior mirror | 031CG | □ | ■ | ■ | ■ |
| Interior mood lighting | 064FB | □ | ■ | ■ | - |
| Customer configurable interior mood lighting | 064FM | - | □ | □ | ■ |
| Illuminated aluminium treadplates | 048BD | - | □ | □ | ■ |
| Front and rear carpet mats | 079AJ | □ | ■ | ■ | - |
| Front and rear premium carpet mats | 079CA | - | - | - | ■ |
| Front centre stowage with two cup holders | | ■ | ■ | ■ | ■ |
| Overhead grab handles | | ■ | ■ | ■ | ■ |
| Smoker's pack – first row | 094AA | □ | □ | □ | □ |
| Smoker's pack – second row | 094AD | □ | □ | □ | □ |
| Steering Wheel | | | | | |
| Polyurethane (PU) steering wheel | | ■ | - | - | - |
| Leather steering wheel with multi-functional controls | 032BV | □ | ■ | ■ | ■ |
| Heated leather steering wheel with multi-functional controls | 032DV | □ | □ | □ | □ |

STEP 1 CHOOSE YOUR MODEL – STANDARD AND OPTIONAL FEATURES

| | OPTION CODE | S | SE | HSE | HSE LUXURY |
|--|-------------|---|----|-----|------------|
| SAFETY AND SECURITY | | | | | |
| Airbags (driver and knee airbags, front passenger airbags, curtain airbags and side airbags) | | ■ | ■ | ■ | ■ |
| Perimetric alarm with remote panic alarm | | ■ | ■ | ■ | ■ |
| Audible seat belt warning | | ■ | ■ | ■ | ■ |
| Hazard lights under heavy braking | | ■ | ■ | ■ | ■ |
| Power operated child locks | | ■ | ■ | ■ | ■ |
| ISOFIX child seat anchor points | | ■ | ■ | ■ | ■ |
| Auto-locking and collision unlocking system | | ■ | ■ | ■ | ■ |
| CONVENIENCE AND LOADSPACE FEATURES | | | | | |
| Interior Features | | | | | |
| Push button Start/Stop | | ■ | ■ | ■ | ■ |
| Timed Climate | 043BB | □ | □ | □ | □ |
| Passive entry | 066AC | – | □ | □ | □ |
| Cruise control | 065AB | □ | ■ | ■ | ■ |
| Blind spot monitor with closing vehicle sensing (1) | 086GH | □ | □ | □ | □ |
| Blind spot monitor with closing vehicle sensing and reverse traffic detection (1) | 086GF | □ | □ | □ | □ |
| Rear parking aid | 086EH | □ | ■ | ■ | ■ |
| Front parking aid | 086EG | □ | □ | ■ | ■ |
| Rear view camera | 086FA | □ | ■ | ■ | ■ |
| Surround camera system (1) | 086GC | □ | □ | □ | □ |
| Park Assist – Parallel | 086GZ | □ | □ | □ | □ |
| Park Assist – Parallel and Perpendicular | 086HA | □ | □ | □ | □ |
| Loadspace Features | | | | | |
| Loadspace cover | 063AH | □ | ■ | ■ | ■ |
| Powered tailgate | 070AV | □ | □ | □ | □ |
| Loadspace stowage rails | 135AH | □ | □ | □ | □ |

(1) Offered for vehicles equipped with five-seat configuration only (2) Whilst Land Rover continues to work closely with its partners to develop TV standards worldwide, we cannot guarantee the TV feature in all countries at all times.

| | OPTION CODE | S | SE | HSE | HSE LUXURY |
|--|-------------|-------|----|-----|------------|
| INFORMATION, COMMUNICATION AND ENTERTAINMENT | | | | | |
| Land Rover Audio System with six speakers | | ■ | - | - | - |
| Land Rover Audio System with ten speakers | 025MF | □ | ■ | - | - |
| Land Rover Audio System with 11 speakers including subwoofer | 025KM | - | □ | ■ | - |
| Meridian™ Surround Audio System with 17 speakers including subwoofer | 025LN | - | □ | □ | ■ |
| Television (2) | 129AA | - | □ | □ | □ |
| Rear seat entertainment | 129AH | - | - | □ | □ |
| Dual View Touch-screen | 087AM | - | □ | □ | □ |
| Navigation system | 025OA | □ | ■ | ■ | - |
| Hard disk navigation system | 087AA | - | □ | □ | ■ |
| Single USB port in first row with charging located in IP Shelf | 015AB | □ | □ | □ | □ |
| Single USB port in first row with charging located in centre console | 015BB | □ | □ | □ | □ |
| Two USB ports in second row with charging | 054AH | □ | □ | □ | □ |
| Two USB ports in third row with charging | 054AI | □ | □ | □ | □ |
| Bluetooth® plus audio streaming | | ■ | ■ | ■ | ■ |
| Eight-inch Touch-screen | | ■ | ■ | ■ | ■ |
| Head Up Display | 0391B | □ (3) | □ | □ | □ |

(3) Only available with Head Up Display Pack.

The Bluetooth® word mark and logo are owned by the Bluetooth SIG, Inc. and any use of such marks by Land Rover is under licence.

STEP 1 CHOOSE YOUR MODEL – STANDARD AND OPTIONAL FEATURES

Option Packs

| | OPTION CODE | S | SE | HSE | HSE LUXURY |
|---|-------------|--------------------------|--------------------------|--------------------------|--------------------------|
| TRIM LEVEL S / SE UPGRADE PACK | | 021BQ | | | |
| Partial leather | | <input type="checkbox"/> | - | - | - |
| Leather steering wheel | | <input type="checkbox"/> | - | - | - |
| Cruise control | | <input type="checkbox"/> | - | - | - |
| Centre stack side rails - Brushed Aluminium | | <input type="checkbox"/> | - | - | - |
| Front and rear carpet mats | | <input type="checkbox"/> | - | - | - |
| VISION ASSIST PACK (1) | | 041CB | | | |
| Front fog lamps | | <input type="checkbox"/> | <input type="checkbox"/> | - | - |
| Xenon headlamps with LED signature | | <input type="checkbox"/> | <input type="checkbox"/> | - | - |
| Adaptive Xenon headlamps with LED signature | | - | - | <input type="checkbox"/> | <input type="checkbox"/> |
| Surround camera system | | - | - | <input type="checkbox"/> | <input type="checkbox"/> |
| ROW PACK 3 | | 074OC | | | |
| 60:40 second row seats with slide and recline | | <input type="checkbox"/> | - | - | - |
| 5+2 seating | | <input type="checkbox"/> | <input type="checkbox"/> | <input type="checkbox"/> | <input type="checkbox"/> |
| Climate control with high level vents to third row with single USB port | | <input type="checkbox"/> | <input type="checkbox"/> | <input type="checkbox"/> | <input type="checkbox"/> |
| Customer configurable interior mood lighting | | <input type="checkbox"/> | <input type="checkbox"/> | <input type="checkbox"/> | - |
| DRIVER ASSIST PACK | | 017AQ | | | |
| Rear parking aid | | <input type="checkbox"/> | - | - | - |
| Front parking aid | | <input type="checkbox"/> | - | - | - |
| Rear view camera | | <input type="checkbox"/> | - | - | - |
| DRIVER ASSIST – TECH PACK (1) | | 017AR | | | |
| Park Assist - Parallel and Perpendicular | | <input type="checkbox"/> | <input type="checkbox"/> | <input type="checkbox"/> | <input type="checkbox"/> |
| Surround camera system | | <input type="checkbox"/> | <input type="checkbox"/> | <input type="checkbox"/> | <input type="checkbox"/> |
| Blind spot monitor with closing vehicle sensing and reverse traffic detection | | <input type="checkbox"/> | <input type="checkbox"/> | <input type="checkbox"/> | <input type="checkbox"/> |
| Wade Sensing™ | | <input type="checkbox"/> | <input type="checkbox"/> | <input type="checkbox"/> | <input type="checkbox"/> |

(1) Offered for vehicles equipped with five-seat configuration only.

Optional – Not Available.

Option Packs (Continued)


| | OPTION CODE | S | SE | HSE | HSE LUXURY |
|---|-------------|--------------------------|--------------------------|--------------------------|--------------------------|
| ENTERTAINMENT PACK | | 016AC | | | |
| Meridian Surround Sound Audio System with 17 speakers including subwoofer | | - | <input type="checkbox"/> | <input type="checkbox"/> | - |
| Television (1) | | - | <input type="checkbox"/> | <input type="checkbox"/> | <input type="checkbox"/> |
| Dual View Touch-screen | | - | <input type="checkbox"/> | <input type="checkbox"/> | <input type="checkbox"/> |
| Hark disk navigation system | | - | <input type="checkbox"/> | <input type="checkbox"/> | - |
| ENTERTAINMENT PACK INCLUDING REAR SEAT ENTERTAINMENT | | 016AJ | | | |
| Meridian Surround Sound Audio System with 17 speakers including subwoofer | | - | - | <input type="checkbox"/> | - |
| Television (1) | | - | - | <input type="checkbox"/> | <input type="checkbox"/> |
| Dual View Touch-screen | | - | - | <input type="checkbox"/> | <input type="checkbox"/> |
| Hark disk navigation system | | - | - | <input type="checkbox"/> | - |
| Rear seat entertainment | | - | - | <input type="checkbox"/> | <input type="checkbox"/> |
| HEAD UP DISPLAY PACK | | 074OP | | | |
| Solar Attenuating windscreen | | <input type="checkbox"/> | - | - | - |
| Head Up Display | | <input type="checkbox"/> | - | - | - |
| BLACK DESIGN PACK – 19 INCH ALLOY WHEEL PACKAGE | | 032GA | | | |
| Black Design Pack | | - | <input type="checkbox"/> | <input type="checkbox"/> | <input type="checkbox"/> |
| Contrast roof – Santorini Black | | - | <input type="checkbox"/> | <input type="checkbox"/> | <input type="checkbox"/> |
| 19 inch five split-spoke 'Style 521' with Gloss Black finish | | - | <input type="checkbox"/> | <input type="checkbox"/> | <input type="checkbox"/> |
| BLACK DESIGN PACK – 20 INCH ALLOY WHEEL PACKAGE | | 032GB | | | |
| Black Design Pack | | - | - | <input type="checkbox"/> | <input type="checkbox"/> |
| Contrast roof – Santorini Black | | - | - | <input type="checkbox"/> | <input type="checkbox"/> |
| 20 inch five split-spoke 'Style 511' with Gloss Black finish | | - | - | <input type="checkbox"/> | <input type="checkbox"/> |
| BLACK DESIGN PACK – 19 INCH ALLOY WHEEL PACKAGE | | 032GF | | | |
| Black Design Pack | | - | <input type="checkbox"/> | <input type="checkbox"/> | <input type="checkbox"/> |
| 19 inch five split-spoke 'Style 521' with Gloss Black finish | | - | <input type="checkbox"/> | <input type="checkbox"/> | <input type="checkbox"/> |
| BLACK DESIGN PACK – 20 INCH ALLOY WHEEL PACKAGE | | 032GG | | | |
| Black Design Pack | | - | - | <input type="checkbox"/> | <input type="checkbox"/> |
| 20 inch five split-spoke 'Style 511' with Gloss Black finish | | - | - | <input type="checkbox"/> | <input type="checkbox"/> |
| STYLE PACK 1 | | 074OG | | | |
| Contrast roof – Santorini Black or Corris Grey | | - | <input type="checkbox"/> | <input type="checkbox"/> | - |
| Illuminated aluminium treadplates | | - | <input type="checkbox"/> | <input type="checkbox"/> | - |
| Customer configurable interior mood lighting | | - | <input type="checkbox"/> | <input type="checkbox"/> | - |
| STYLE PACK 2 | | 074OH | | | |
| Contrast roof – Santorini Black or Corris Grey | | - | <input type="checkbox"/> | <input type="checkbox"/> | <input type="checkbox"/> |
| 20 inch five split-spoke 'Style 511' | | - | <input type="checkbox"/> | <input type="checkbox"/> | <input type="checkbox"/> |

(1) Whilst Land Rover continues to work closely with its partners to develop TV standards worldwide, we cannot guarantee the TV feature in all countries at all times.
 Optional – Not Available.

STEP 2 CHOOSE YOUR COLOR

Body Color

Fuji White
(Solid)




Yulong White
(Metallic)




Indus Silver
(Metallic)



Scotia Grey
(Metallic)



Corris Grey
(Metallic)



Phoenix Orange
(Premium Metallic)



Optional Roof Color

Contrast Santorini Black




Contrast Corris Grey



Body Color


Firenze Red
(Metallic)



Aintree Green
(Metallic)




Kaikoura Stone
(Metallic)




Loire Blue
(Metallic)



Santorini Black
(Metallic)



Barolo Black
(Premium Metallic)



Optional Roof Color

Contrast Santorini Black



Contrast Corris Grey



STEP 2 CHOOSE YOUR COLOR – BLACK DESIGN PACK



Personalising the exterior

For an even more striking effect the New Discovery Sport can be further personalised with the optional Black Design Pack.* Emphasising the assertive, confident stance of the vehicle, the Black Design Pack makes Discovery Sport your own.



The Black Design Pack is available in all exterior color options and includes the following: Santorini Black contrast roof**, Narvik Black grille, fender vents and mirror caps with Black 'DISCOVERY' bonnet script and tailgate badging. A choice of 19 inch Gloss Black alloy wheels or 20 inch Gloss Black alloy wheels is available.

*Not available on S models **Barolo Black vehicles maintain a Barolo Black roof, Loire Blue vehicles maintain a Loire Blue roof.

Visit landrover-me.com for more information.

STEP 3 CHOOSE YOUR WHEELS



17 INCH FIVE-SPOKE
'STYLE 522'



17 INCH TEN-SPOKE
'STYLE 105'



18 INCH FIVE SPLIT-SPOKE
'STYLE 511'



18 INCH FIVE SPLIT-SPOKE
'STYLE 511'
WITH SATIN DARK GREY FINISH



18 INCH NINE SPLIT-SPOKE
'STYLE 109'



19 INCH FIVE SPLIT-SPOKE
'STYLE 521'

| | OPTION CODE | S | SE | HSE | HSE LUXURY |
|--|-------------|---|----|-----|------------|
| WHEELS | | | | | |
| 17 inch five-spoke 'Style 522' | 029UC | ■ | □ | □ | □ |
| 17 inch ten-spoke 'Style 105' | 029QL | □ | - | - | - |
| 18 inch five split-spoke 'Style 511' | 029UE | □ | □ | - | - |
| 18 inch five split-spoke 'Style 511' with Satin Dark Grey finish | 029TX | □ | □ | □ | □ |
| 18 inch nine split-spoke 'Style 109' | 029UD | - | ■ | □ | □ |
| 19 inch five split-spoke 'Style 521' | 029MG | - | □ | ■ | - |



19 INCH FIVE SPLIT-SPOKE
'STYLE 521'
WITH GLOSS BLACK FINISH*



19 INCH NINE-SPOKE
'STYLE 902'



20 INCH FIVE SPLIT-SPOKE
'STYLE 511'



20 INCH FIVE SPLIT-SPOKE
'STYLE 511'
WITH GLOSS BLACK FINISH*


| | OPTION CODE | S | SE | HSE | HSE LUXURY |
|---|-------------|---|--------------------------|--------------------------|-------------------------------------|
| WHEELS | | | | | |
| 19 inch five split-spoke 'Style 521' with Gloss Black finish* | 029UA | - | <input type="checkbox"/> | <input type="checkbox"/> | <input type="checkbox"/> |
| 19 inch nine-spoke 'Style 902' | 029MA | - | <input type="checkbox"/> | <input type="checkbox"/> | <input checked="" type="checkbox"/> |
| 20 inch five split-spoke 'Style 511' | 029SB | - | <input type="checkbox"/> | <input type="checkbox"/> | <input type="checkbox"/> |
| 20 inch five split-spoke 'Style 511' with Gloss Black finish* | 029TW | - | - | <input type="checkbox"/> | <input type="checkbox"/> |

*Only available as part of Black Design Pack.

Visit landover-me.com for more information.

STEP 4 CHOOSE YOUR INTERIOR





The cabin in The New Discovery Sport embodies the finest of contemporary living. Bold horizontal and vertical lines and superb levels of comfort create a space in which you and your family and friends will want to spend time. A wide range of colorways and seat materials are available to suit all tastes.

STEP 4 CHOOSE YOUR INTERIOR – INTERIOR SEAT OPTIONS



60:40 Second Row Seats with Slide and Recline

These seats have forwards/backwards movement of 160mm allowing truly flexible use of space for luggage or to maximise passenger legroom. The seats can also recline to provide even greater comfort.

60:40 Fixed Second Row Seats (not shown)
















Standard on S models the 60:40 five-seat configuration features three comfortable seating positions.



5 + 2 Seating

A neatly integrated third row of seats can be specified to give you even more versatility. These seats are ideal for children and teenagers, or adults on short journeys. They are easily accessed by tipping and sliding forward the second row seats. When folded, the third row seats leave a flat floor in the luggage compartment as if it were a five-seat model.

COLOR AND TRIM MATRIX

| COLORWAYS | EBONY/EBONY (page 64) | CIRRUS/LUNAR (page 65) | GLACIER/LUNAR (page 66) | ALMOND/EBONY (page 67) | TAN/EBONY (page 68) | IVORY/EBONY (page 69) |
|---|--------------------------|---------------------------|----------------------------|---------------------------|------------------------|--------------------------|
| INTERIOR COLOR | | | | | | |
| Seat color | Ebony | Cirrus | Glacier | Almond | Tan | Ivory |
| Carpet | Ebony | Lunar | Lunar | Ebony | Ebony | Ebony |
| MODEL | | | | | | |
| S (Cloth) | ○ | – | – | – | – | – |
| S (Partial leather) | ○* | – | – | – | – | – |
| SE (Partial leather) | ○ | ○ | ○ | – | – | – |
| SE (Grained leather) | ○ | ○ | ○ | – | – | – |
| HSE (Grained leather) | ○ | ○ | – | ○ | – | – |
| HSE Luxury (Windsor leather) | ○ | – | ○ | – | ○ | ○ |
| CENTRE STACK SIDE RAILS | | | | | | |
|  Ebony paint** | ○ | – | – | – | – | – |
|  Satin Brushed Aluminium | ○ | ○ | – | ○ | ○ | ○ |
|  Glacier Brushed Aluminium | – | – | ○ | – | – | – |
| EXTERIOR COLOR | | | | | | |
|  Fuji White (Solid) | ○ | ○ | ○ | ○ | ○ | ○ |
|  Yulong White (Metallic) | ▲ | ▲ | ○ | ○ | ○ | ○ |
|  Indus Silver (Metallic) | ○ | ▲ | ○ | ○ | ○ | ○ |
|  Scotia Grey (Metallic) | ○ | ○ | ▲ | ○ | ○ | ○ |
|  Corris Grey (Metallic) | ▲ | ▲ | ▲ | ○ | ○ | ○ |
|  Phoenix Orange (Premium Metallic) | ▲ | ○ | ○ | ○ | ○ | ○ |
|  Firenze Red (Metallic) | ▲ | ○ | ○ | ○ | ○ | ○ |
|  Aintree Green (Metallic) | ○ | ○ | ○ | ▲ | ○ | ○ |
|  Kaikoura Stone (Metallic) | ○ | ○ | ○ | ○ | ○ | ▲ |
|  Loire Blue (Metallic) | ○ | ○ | ○ | ○ | ○ | ▲ |
|  Santorini Black (Metallic) | ▲ | ○ | ○ | ▲ | ▲ | ▲ |
|  Barolo Black (Premium metallic) | ○ | ○ | ○ | ○ | ▲ | ○ |

*Only available as part of the trim level S/SE upgrade pack.

**Available on S models only.

▲ Combination is Designer's Choice ○ Combination is Available – Not Available.

The above table is designed as a guide. Please contact your nearest Land Rover Dealer for more information.

STEP 4 CHOOSE YOUR INTERIOR – CHOICES

Color choices

Each interior comes in up to two color combinations. You can now use this section to place your chosen colorway within the vehicle to personalise your cabin. A choice of trim finishers are also available.



| COLORWAYS | ① INSTRUMENT PANEL TOPPER | ② INSTRUMENT MID-SECTION | ③ DOOR CASING INSERT | ④ DOOR ROLL TOP | ⑤ DOOR LOWER | ⑥ CENTRE STACK SIDE RAILS |
|---------------|---------------------------------|--------------------------------|----------------------------|-----------------------|-----------------|---------------------------------|
| Ebony/Ebony | Ebony | Ebony | Ebony | Ebony | Ebony | Satin Brushed Aluminium* |
| Cirrus/Lunar | Lunar | Cirrus | Lunar | Cirrus | Lunar | Satin Brushed Aluminium |
| Glacier/Lunar | Lunar | Glacier | Lunar | Glacier | Lunar | Glacier Brushed Aluminium |
| Almond/Ebony | Ebony | Almond | Ebony | Almond | Ebony | Satin Brushed Aluminium |
| Tan/Ebony | Ebony | Ebony | Tan | Ebony | Ebony | Satin Brushed Aluminium |
| Ivory/Ebony | Ebony | Ivory | Ebony | Ivory | Ebony | Satin Brushed Aluminium |

*S models feature centre stack side rails in Ebony paint as standard.

STEP 4 CHOOSE YOUR INTERIOR – CHOICES

Ebony / Ebony (available on S, SE, HSE and HSE Luxury)



Interior shown: S interior in Ebony/Ebony, with Ebony cloth seats and Ebony paint centre stack side rails.

This interior is available in: Cloth on S models, Partial leather on S* and SE models, Grained leather on SE and HSE models or Windsor leather on HSE Luxury models. For specific colorway options please refer to page 62.




Seat



Ebony

Centre Stack Side Rails



Ebony Paint



Satin Brushed Aluminium

Cirrus / Lunar (available on SE and HSE)



Interior shown: SE interior in Cirrus/Lunar, with Cirrus Partial leather seats and Satin Brushed Aluminium centre stack side rails.

This interior is available in: Partial leather on SE models or Grained leather on SE and HSE models. For specific colorway options please refer to page 62.




Seat



Cirrus

Centre Stack Side Rails



Satin Brushed Aluminium

STEP 4 CHOOSE YOUR INTERIOR – CHOICES

Glacier / Lunar (available on SE and HSE Luxury)



Interior shown: SE interior in Glacier/Lunar, with Glacier Grained leather seats with contrast stitch and Glacier Brushed Aluminium centre stack side rails.

This interior is available in: Partial leather with contrast stitch on SE models, Grained leather with contrast stitch on SE models or Windsor leather without contrast stitch on HSE Luxury models. For specific colorway options please refer to page 62.



Seat



Glacier

Centre Stack Side Rails



Glacier Brushed Aluminium

Almond / Ebony (available on HSE)



Interior shown: HSE interior in Almond/Ebony, with Almond Grained leather seats and Satin Brushed Aluminium centre stack side rails.

This interior is available in: Grained leather on HSE models. For specific colorway options please refer to page 62.



Seat



Almond

Centre Stack Side Rails



Satin Brushed Aluminium

STEP 4 CHOOSE YOUR INTERIOR – CHOICES

Tan / Ebony (available on HSE Luxury)



Interior shown: HSE Luxury interior in Tan/Ebony, with Tan Windsor leather seats and Satin Brushed Aluminium centre stack side rails.

This interior is available in: Windsor leather on HSE Luxury models. For specific colorway options please refer to page 62.



Seat



Tan

Centre Stack Side Rails




Satin Brushed Aluminium

Ivory / Ebony (available on HSE Luxury)



Interior shown: HSE Luxury interior in Ivory/Ebony, with Ivory Windsor leather seats and Satin Brushed Aluminium centre stack side rails.
This interior is available in: Windsor leather on HSE Luxury models. For specific colorway options please refer to page 62.



Seat



Ivory

Centre Stack Side Rails



Satin Brushed Aluminium

KEY FEATURES





Blind Spot Monitoring with Closing Vehicle Sensing*

These optional systems are designed to see what you might miss. Using discrete sensors hidden in the side and the rear bumpers, blind spot monitoring alerts you via an icon displayed in the appropriate door mirror when a vehicle enters a blind spot on either side of your vehicle.

If a vehicle approaches at speed from behind when changing lanes, the closing vehicle sensing function will alert you to the potential dangers by flashing the icon in the door mirror.



Powered Tailgate

This optional feature allows the tailgate to be opened using the key fob, a switch on the fascia or operated independently using a button on the tailgate itself. A button located inside the tailgate allows the tailgate to be closed automatically.



Parallel Park, Parking Exit and Perpendicular Parking

Optional Parallel Park identifies suitable parking spaces and automatically steers into the space whilst you operate the pedals. Parking Exit provides the same assistance to manoeuvre out of the space. Perpendicular Park is an optional addition to the system. Truly useful in car parks and tight spaces, it automatically assesses whether the chosen space is wide enough before steering the vehicle centrally into place as the driver operates the pedals.



Reverse Traffic Detection*

Activated whilst reversing, this optional system works by informing the driver in the event of a vehicle approaching from either side which may present a hazard, with both audible and visual warnings.



Panoramic Roof

The optional full glass fixed panoramic roof enhances the sense of space in the vehicle's interior and floods it with natural light. To maintain a comfortable interior temperature and to provide a sense of privacy, the toughened glass has a dark tint to offer a high degree of solar protection. When additional shade or privacy is required, an electric fabric sun blind can be extended across the full surface of the glass roof.



Adaptive Xenon Headlamps

With their signature design, these optional distinctive LED lights combine distinctive looks with real capability. Adaptive Xenon lights swivel to follow the road while static bending lamps follow the kerb to give the driver greater confidence at night.

*Offered for vehicles equipped with five-seat configuration only.

Visit landrover-me.com for more information.

KEY FEATURES



Eco Mode

An optional driver-selected feature which prioritises the most efficient vehicle settings including auto transmission*, Active Driveline*¹ and comfort features like heating and air conditioning in order to minimise fuel consumption.



Climate Front Seats

For the ultimate comfort whatever the temperature, climate front seats are available. This option provides both heated and cooled ventilation through perforations in the leather seats. Driver and passenger preferences can be independently controlled via the Touch-screen.



Customer Configurable Mood Lighting

New levels of ambient refinement and personalisation have been reached with the option of Customer Configurable Mood Lighting. Using a combination of colored LEDs, this feature allows occupants to vary the shade, changing the ambience of the cabin to suit their mood. There are five colors in total to suit every taste and mood, ranging from white through to moonlight and red.



Surround Camera System[†]

An optional feature using five digital cameras, discreetly placed around the vehicle, to provide an almost complete 360 degree view on the Touch-screen. It aids parking and is perfect for more complex driving assignments such as towing a boat or horsebox.

Along with the capacity to display several different views at the same time, this impressive technology also has the facility to zoom and pan, ensuring objects and angles, normally below line of sight, will be seen.



Dual View Touch-Screen

This optional technology enables both the driver and front passenger to view independent display content via the Touch-screen. For example, while the driver is guided by the navigation system, the front seat passenger can watch a DVD.



Meridian™ Audio System

The optional Meridian Audio System delivers superb sound and is noted for its excellent reproduction quality from all sources – radio, CD, iPod® or USB.

The optional Meridian Surround Sound System features 17 speakers including a subwoofer for full surround sound.

*Where fitted. [†]Offered for vehicles equipped with five-seat configuration only.

iPod® is a registered trademark of Apple Inc., registered in the US and other countries.



Rear Seat Entertainment

The optional Rear Seat Entertainment package ensures passengers can always be amused. With two eight-inch screens built into the front headrests, a pair of WhiteFire® digital headphones, one USB port in the second row and a dedicated remote control, passengers can feel truly at home with their choice of film, TV, music or games console.



USB Charging Points

Want to charge a games console, tablet or smartphone whilst you're on the move? Discovery Sport has the option of charging USB ports for all occupants to make charging your device effortlessly simple.

DIMENSIONS AND CAPABILITIES



Wheelbase 2,741mm



Height 1,724mm

Front wheel track 1,621mm



Rear wheel track 1,630mm

Width 2,069mm mirrors folded
Width 2,173mm mirrors out



Obstacle Clearance
Standard ride height 212mm

Standard Ride Height

With roof antenna 1,724mm


Loadspace Capacity

Rear seats upright
Height 778mm, Width 1,318mm
Maximum loadspace volume 981 litres
Loadspace width between arches 1,108mm
Maximum length at floor 985mm


Rear seats folded
Height 778mm, Width 1,318mm
Maximum loadspace volume 1,698.1 litres
Loadspace width between arches 1,108mm
Maximum length at floor 1,887mm

Headroom

Maximum front headroom with panoramic roof 1,021mm
Rear headroom 984mm



| | A | B | C |
|-----------------|----------|-----|-----|
| Ride Height | Standard | | |
| Approach Angle | 25° | | |
| Ramp Angle | | 21° | |
| Departure Angle | | | 31° |



Overall length 4,599mm

Turning Circle

Kerb-to-kerb 11.6m
Wall-to-wall 11.86m
Turns lock-to-lock 2.43
Rolling – 2.44
Static – 2.43



Wading Depth

Maximum wading depth 600mm

TECHNICAL SPECIFICATION, PERFORMANCE AND KEY DATA

| 2.0L Si4 PETROL (AUTO) | |
|--|--|
| Seating | 5 / 5+2 |
| ENGINE DATA | |
| Capacity (cc) | 1,999 |
| No. of cylinders | 4 |
| Cylinder layout | i4 |
| Valves per cylinder | 4 |
| Bore (mm) | 87.5 |
| Stroke (mm) | 83.1 |
| Compression ratio (:1) | 10 +/- 0.5 |
| Maximum power kW (PS) / rpm | 176.5 (240) / 5,800 |
| Maximum torque Nm / rpm | 340 / 1,750 |
| BRAKES | |
| Front type | Single Piston Sliding Caliper |
| Front diameter (mm) | 325 |
| Rear type | Single Piston Sliding Caliper |
| Rear diameter (mm) | 300 |
| Park Brake | Electric Park Brake (EPB) integrated into brake caliper |
| WEIGHTS (kg) | |
| Weight from | 1,744 / 1,841 |
| Maximum laden weight | 2,505 / 2,575 |
| Maximum mass on each axle (front) | 1,340 / 1,310 |
| Maximum mass on each axle (rear) | 1,270 / 1,360 |
| TOWING (kg) | |
| Unbraked trailer | 750 / 750 |
| Maximum towing | 2,000 / 2,000 |
| Maximum coupling point / nose weight | 150 / 100 |
| Maximum vehicle and trailer combination / Gross Train Weight | 4,505 / 4,575 |
| ROOF CARRYING (kg) | |
| Maximum roof load (including Roof Rails) | 75 |
| PERFORMANCE | |
| Maximum speed (kph)* | 199 |
| Acceleration (secs) 0-100kph* | 8.2 |
| Fuel tank capacity – usable | 70 |

*Always obey local speed limits.

ACCESSORIES





Side Steps*
VPLCP0210

The side steps aid entry and exit to the vehicle and improve access to the roof. Design features include bright stainless steel edge trim and a rubber tread mat.



Side Tubes*
VPLCP0209

Manufactured from stainless steel with a highly polished finish. The rugged off-road appearance complements the vehicle's exterior design.



19 inch five split-spoke 'Style 523'**

With ceramic finish, contrasting Gloss Black inner spokes and a laser etched red pinstripe.



Stainless Steel Front Undershield
VPLCP0212

The off-road styled undershield features a premium bright polished finish for the front of the vehicle.



Stainless Steel Rear Undershield†
VPLCP0213

The off-road styled undershield features a premium bright polished finish for the rear of the vehicle.

*Fitting of side tubes or side steps may affect the off-road capability of vehicle.

**Accessories wheel shown. Part number VPLCW0104. Please contact your nearest Land Rover Dealer for availability.

†Not available with towing systems for vehicles equipped with 5+2 seating and reduced section spare wheel.

ACCESSORIES



Luggage Divider – Full Height*
VPLCS0299

The luggage divider is designed to prevent cargo from entering the passenger compartment. It incorporates a useful integral ski hatch that allows longer items to be carried where a suitable rear seat option is fitted. The design of the luggage divider has been optimised to second row seating featuring tilt functionality.



Luggage Divider – Loadspace Partition*
VPLCS0301

Luggage Divider – Half Height*
VPLCS0300

The luggage divider is designed to prevent cargo from entering the passenger compartment. The design of the luggage divider has been optimised to second row seating featuring tilt functionality.



Loadspace Mat – Rubber
VPLCS0279

Waterproof rubber mat helps to protect the rear loadspace carpet from general dirt. Rubber mat extension for protection of the back of the rear seats when folded down also available – Part No: VPLCS0273 (not shown).



Loadspace Liner Tray
VPLCS0274
VPLCS0268 – With luggage divider (not shown)

This liner provides superior protection to the loadspace floor and side wall carpets from dirty or wet equipment.



Flexible Loadspace Liner
VPLCS0272

Heavy duty fabric helps protect loadspace with floor, side trim and second row seat backs covered.



Loadspace Rails
VPLCS0303

Luggage Retention Kit
VPLVS0125

Loadspace Rails enable a number of convenient carrying accessories. The Luggage Retention Kit consists of a pack of attachments that fix into the loadspace rails via a quick lock/quick release system to provide a flexible solution for retaining items. The attachment pack includes a retractable strap with inertia reel, telescopic rod and stowage bag.

*Can be fitted with Loadspace Rubber Mat (VPLCS0279) and Loadspace Liner Tray (VPLCS0268).

Please note: The design of accessories is subject to change and may differ from the images shown.



Aperture Retention Net
VPLCS0267

The aperture retention net keeps loads secure when tailgate is opened and maximises packing space.



Loadspace Retention Net
VPLCS0269

The loadspace retention net utilises loadspace tie-down points to prevent items from moving when driving. Includes floor net and two ratchet straps.



Rear Bumper Protection Cover
VPLVS0179

Provides protection to the bumper paintwork while loading and unloading.



Rear Loadspace Treadplate Finisher
VPLCS0287LAA – Lunar
VPLCS0287PVJ – Ebony (not shown)

Manufactured from stainless steel with a bright finish, the rear loadspace treadplate finisher provides protection for the loadspace trim when loading or unloading.

ACCESSORIES



Premium Carpet Mats
 VPLCS0282LAA – Lunar
 VPLCS0282PVJ – Ebony (not shown)
 Deep pile 2,050g weight carpet mats with waterproof backing.



Carpet Mats
 Carpet mats provide a well appointed finishing touch to the interior, with waterproof backing. Please consult your Land Rover Dealer for part number information.



Rubber Floor Mats
 VPLCS0281 – Second row
 VPLCS0280 – Third row (not shown)
 Rubber footwell mats help provide protection from general dirt.



Centre Armrest Cooler/Warmer Box
 VPLVS0176
 This convenient drink and food cabinet is ideal for use on long journeys and also provides a comfortable rear centre armrest with a premium leather finish.



Illuminated Treadplates
 VPLCS0286LAA – Lunar
 VPLCS0286PVJ – Ebony (not shown)
 Dealer-fit treadplates featuring illuminated Discovery script. Supplied as a pair for driver and front passenger sides of the vehicle to welcome you into the cabin.



Brushed Finish Treadplates
 Lunar – VPLCS0287LAA
 Ebony – VPLCS0287PVJ (not shown)
 Front pair of brushed finish treadplates to add style to your vehicle and protect the sill trim from scuffs and scrapes. Please consult your Land Rover Dealer for part number information.



Stainless Steel Sports Pedals
 VPLHS0044 – Automatic Transmission vehicles
 VPLHS0045 – Manual Transmission vehicles (not shown)
 Stainless steel pedals feature a bright design and hidden fixings for a clean finish.
Stainless Steel Sports Footrest
 VPLVS0178
 Complementing the sports pedals, the footrest is manufactured from stainless steel and features a satin finish.



Rear Sun Blinds
 VPLCS0298 – Second row
 VPLCS0297 – Third row
 VPLCS0296 – Tailgate (not shown)

Easy to install or remove these sun blinds provide increased comfort helping to protect passengers from heat and glare of the sun. Three versions available for the second row, third row passenger side windows and the rear tailgate.



Cabin Umbrella Holder
 VPLCS0294

Designed to take a wide range of compact umbrellas, this product fits discretely under the front passenger seat.



Coat Hanger
 VPLCS0276

Convenient coat hanger attaches to the head restraint posts.



iPad® Holder
 VPLVS0165 – iPad®*
 VPLVS0164 – iPad® 1

Provides secure mounting for your iPad®. Rear seat facing, attaches to the head restraint posts.



Gearshift Paddles
 VPLVS0187MMU – Aluminium
 VPLVS0187CAY – Aluminium Red

Complete the look and feel of your steering wheel with premium aluminium paddles. Gearshift Paddles are machine polished, anodised and hand brushed to provide exceptional wear resistance with a premium finish.



Seat Back Storage
 VPLVS0182 – Premium
 VPLVS0181 – Standard (not shown)

Convenient stowage system manufactured from the same grade of Windsor leather available in the interior, for the rear of the front seats provides multiple compartments for stowing small items. The premium seat back storage also features a soft touch interior lining and magnetic clasps.

*Compatible with 2nd, 3rd and 4th generation iPads®. Not compatible with iPad® Air or iPad® Mini.
 iPad® is a registered trademark of Apple Inc., registered in the US and other countries.
 Please note: The design of accessories is subject to change and may differ from the images shown.

ACCESSORIES



Roof Rails
 VPLCR0137 – Silver finish (panoramic roof)
 VPLCR0133 – Silver finish (fixed roof)[†]
 VPLCR0136 – Black finish (panoramic roof)
 VPLCR0132 – Black finish (fixed roof)[†]

Roof rails facilitate easy fitment of cross bars. Pre-set positioning points ensure cross bars are fixed in optimum position for weight distribution and dynamics. Maximum payload is 75kg.**

Cross Bars
 VPLCR0131

T-track design utilises the full length of the bars, providing space to mount multiple accessories. Aerodynamic profile minimises drag and noise. Roof rails not included.



Roof Mounted Bike Carrier*
 VPLFR0091

Lockable bike carrier designed for holding a single bike. Cross bar kit will accommodate up to three bike carriers.



Luggage Carrier*
 LR006848

Flexible rack system to facilitate roof carrying. Maximum payload 75kg.**



Ski/Snowboard Holder*
 LR006849

Carries four pairs of skis or two snowboards. Lockable for security. Maximum payload 36kg.**



Aqua Sports Carrier*
 VPLGR0107

Aqua Sports Carrier – Two Kayaks* (not shown)
 VPLWR0099

Aqua Sports Carrier transports one surfboard, sailboard, canoe or kayak. Includes lockable multi-purpose holder to carry a mast, oars or paddles. Tilts to facilitate easy loading/unloading. Maximum payload 45kg.**

The Aqua Sports Carrier – Two Kayaks transports up to two kayaks or canoes. Also suitable for transporting crafts such as surfboards or small boats.



Roof Box*
 VPLWR0100 – Large Sports Roof Box*
 VPLVR0061 – Sports Roof Box* (not shown)
 VPLVR0062 – Luggage Roof Box* (not shown)

Available in a range of sizes, all versions can be mounted either side for kerbside opening in any country and include integral locks for security and peace of mind. Carrying capacity ranges from 320 litres for the Sports Box to the 410 litre Luggage Box or the capacious 430 litre Large Sports Box. Maximum payload 75kg.**

*Roof rails and cross bars are required for all Land Rover roof mounted accessories.

Objects placed above the roof mounted satellite antenna may reduce the quality of the signal received by the vehicle and could have a detrimental effect on the navigation and satellite radio system, if fitted.

**Maximum payload equals the load capacity of the roof mounted accessory.

[†]Vehicles with a fixed roof require separate ditch finishers, color matched to the rails. Part No. Silver – VPLCR0135 and Black – VPLCR0134.



Tow Bar Mounted Bike Carrier
 VPLVR0067 – Two Bike Carrier[§]
 VPLVR0069 – Three Bike Carrier[§] (not shown)

Tow Bar Mounted Bike Carrier available for two or three bikes. A quick release design for ease of use and lockable for security. Maximum load capacity 51kg (on the three bike carrier).



Body Side Mouldings
 VPLCP0214

Providing protection for your door panels from accidental damage by adjacent vehicles.



Front Mudflaps
 VPLCP0203

Mudflaps to reduce spray and help protect paintwork.



Detachable Tow Bar^{††}
 VPLCT0147
 Towing Electrics – 13 Pin[□]
 VPLCT0132

Convenient and easy to use the detachable tow bar ensures a clean look when not in use.



Detachable Tow Bar^{††}
 VPLCT0148
 Towing Electrics – 13 Pin[□]
 VPLCT0155

Offered for vehicles equipped with 5+2 seating and reduced section spare wheel.



Fixed Height Tow Bar^{††}
 VPLCT0140
 Towing Electrics – 13 Pin[□]
 VPLCT0132

Fixed position tow bar tows a trailer up to 2,500kg load capacity.



Fixed Height Tow Bar^{††}
 VPLCT0142
 Towing Electrics – 13 Pin[□]
 VPLCT0155

Offered for vehicles equipped with 5+2 seating and reduced section spare wheel.



Rear Mudflaps
 VPLCP0204
 VPLCP0205[§]

Mudflaps to reduce spray and help protect paintwork.

^{††}Maximum towing capacity 2,000kg for 5+2 seating (capacity dependent upon engine, powertrain variant and seating).

[§]Offered for vehicles equipped with 5+2 seating and reduced section spare wheel.

[□]Towing electrics must be ordered with part shown, please consult your Land Rover Dealer for further information.

[§]Heated Shield is required for Two and Three Tow Bar Mounted Bike Carrier - VPLWR0124.





BY APPOINTMENT TO
HM THE QUEEN
MANUFACTURERS OF
MOTOR VEHICLES
JAGUAR LAND ROVER LIMITED
COVENTRY



BY APPOINTMENT TO
HER THE DUKE OF EDINBURGH
MANUFACTURERS OF
MOTOR VEHICLES
JAGUAR LAND ROVER LIMITED
COVENTRY



BY APPOINTMENT TO
HRH THE PRINCE OF WALES
MANUFACTURERS OF
MOTOR VEHICLES
JAGUAR LAND ROVER LIMITED
COVENTRY

IMPORTANT NOTICE: Jaguar Land Rover Limited is constantly seeking ways to improve the specification, design and production of its vehicles and alterations take place continually. Whilst every effort is made to produce up to date literature, this brochure should not be regarded as an infallible guide to current specifications, nor does it constitute an offer for the sale of any particular vehicle. Distributors and dealers are not agents of Jaguar Land Rover Limited by any express or implied undertaking or representation.

All Land Rover Approved Accessories fitted by a Land Rover Dealer within one month or 1,600 kilometres/1,000 miles (whichever occurs first) of the handover of a new registered vehicle will benefit from the same warranty terms and period of cover as the vehicle warranty. Accessories purchased outside of these parameters will be subject to a 12 month unlimited mileage warranty. All Land Rover Approved Accessories are rigorously tested to the same exacting standards as those applied to our vehicles. Performance in extreme hot and cold temperatures, corrosion resistance, impact and airbag deployment highlight some of the exhaustive product testing carried out to ensure accessories are both durable and importantly, continue to comply with current legislation. Some of the accessories featured are not available on all models. Please consult your nearest Land Rover Dealer for more information.

All our accessories are designed to be an integral part of Land Rover vehicles. While many items such as roof carriers are simple to fit, some products require specialist tools and diagnostic equipment to ensure correct integration with the vehicle structure and electrical systems. These products vary from market to market, please consult your Land Rover Dealer who will be pleased to advise you on current specifications and any query you may have.

The colors reproduced here are subject to the limitations of the printing process and may therefore vary slightly from the actual vehicle. The company reserves the right to alter or withdraw any color finish without notice. Some of these colors may not be obtainable in your country. Please check availability of colors and current specifications with your Land Rover Dealer. Distributors and dealerships are not agents of Jaguar Land Rover Limited and have absolutely no authority to bind Jaguar Land Rover Limited to any express or implied undertaking or representation.

Castrol EDGE Professional exclusively recommended by Land Rover.

Image shown left shows 19 inch five split-spoke 'Style 523' alloy wheels, please contact your nearest Land Rover Dealer for availability.

Jaguar Land Rover Limited Registered Office:
Floor 7, Wing E, HQ Building, Dubai Silicon Oasis,
P.O. Box 32588, Dubai, UAE.

Registered in England: Number 1672070

landrover-me.com

© Jaguar Land Rover Limited 2014. Publication Number: LRML 4757/14

