

Since 1952

Se Habla Español

ALCO[®]

Sales & Service Co.

Catalog E3
ALCO's Classic Line
2015-2016

The CLASSIC[™] Line by ALCO



300



Flip-back Arm



Linen Hamper



Shower Chair Commode

800-323-4282

www.alcosales.com

Fax: 800-950-1167



vendormate



Why the ALCO Classic™ Line of PVC

Warranty:

- Lifetime on frames
- 5 Years on Components

Material:

ALCO uses its own brand of Medical Grade PVC pipe and fittings, designed for extra strength in high stress areas. ALCO's proprietary PVC blend does not allow bacteria to grow (bacteriostatic).

Components:

Hamper lids, shelves, footrests, foot pedals and caster plugs are injection molded out of virgin material offering added strength and durability.

Casters:

ALCO offers only the best possible casters at every price level. It's NO RUST casters are guaranteed for life not to rust. Most ALCO chairs and shower beds come standard with NO RUST casters.

Seats & Backrest:

The ALCO seat that clips on and lifts up for easy cleaning, waterproof polyurethane soft seats and backrests, blow molded backrests and clip-on hygiene seats and tight weave fabric backrests.

Bariatric Products:

Only ALCO uses bigger and stronger PVC components, made especially for heavy loads for its line of bariatric chairs and shower beds, always true to its motto: Safety first!

Extended Warranty

Frame:	Lifetime
Components:	5 Years

For Gurneys With Pads Only

Frame:	Lifetime
Components:	5 Years
Pads:	2 Years



CUSTOM SILK SCREENING NOW AVAILABLE



- ✓ Facility logos or plain copy accepted
- ✓ Any PVC product that has Mesh or Sure-Check fabric
- ✓ Call for pricing

300 lb. Capacity



Classic™ Value Shower Chair Commode

- ✓ Mesh backrest available in 6 colors: Teal, Blue, Wineberry, Autumn Fern, Dark Blue and White (see page 6)
- ✓ 3" swivel casters (2 locking)
- ✓ Contoured seat
- ✓ 17" Clearance
- ✓ 38"H x 21"W x 21-1/2"D

With Pail	AL-52635	\$119.00
Without Pail	AL-52633	\$109.00

Classic™ Deluxe Bariatric Shower Chair

- ✓ All locking no-rust 5" heavy-duty casters
- ✓ Exclusive anti-tip design
- ✓ 40"H x 28"W x 25-1/4"D
- ✓ Mesh backrest available in 12 colors (see page 4)

Standard Seat	AL-66681	\$259.00
Flat Seat (Inset)	AL-55319	\$274.00

450 lb. Capacity



300 lb. Capacity



Classic™ Value Shower Chair & Commode

- ✓ All-Locking dual wheel casters
- ✓ Molded backrest available in Blue or Grey
- ✓ 17" clearance: 38"H x 21"W x 21-1/2"D
- ✓ 20" clearance: 41"H x 21"W x 21-1/2"D

Description	Backrest Color		Price Each
	Blue ALCO Part No	Grey ALCO Part No	
Shower Chair 17" Clearance	AL-81601BL	AL-81601GY	\$159.00
Shower Commode 17" Clearance	AL-81603BL	AL-81603GY	\$179.00
Shower Commode 20" Clearance	AL-81604BL	AL-81604GY	\$179.00

Classic™ Isolation Station

- ✓ Stay ahead of MRSA
- ✓ 12" x 6" sliding backboards for mounting
- ✓ 26" x 15" top work area/writing surface
- ✓ 7"H x 19"W x 14"D drawers
- ✓ Dual-wheel casters—2 locking
- ✓ Hand Sanitizer and Glove Box Holder sold separately (see page 11 for details)

45"H x 26"W x 15"D	AL-69031	\$274.00
61"H x 30"W x 18"D	AL-79376	\$379.00



Classic™ Value Linen Hampers

- ✓ Available in 6 mesh colors: Teal, Blue, Wineberry, Autumn Fern, Dark Blue and White (see page 6)
- ✓ 3" swivel casters



Description	Single 35"H x 18"W x 18"D	Double 35"H x 37"W x 18"D	Triple 35"H x 57"W x 18"D
With Footpedal	AL-52637 \$119.00	AL-52638 \$209.00	AL-52639 \$289.00
w/o Footpedal	AL-66685 \$109.00	AL-66686 \$199.00	AL-66687 \$259.00

Classic™ Value Multi-Purpose Carts

- ✓ Choose from Sure-Chek or 6 Vinyl mesh colors (see page 15)
- ✓ 26" x 20" removable shelves
- ✓ 14-1/2" spacing



Description	ALCO Part No.	Price Each
3 Shelf	AL-66702	\$159.00
4 Shelf	AL-66703	\$189.00
5 Shelf	AL-66704	\$229.00



Full Arm
AL-70040BK-FL

Classic™ 300E Wheelchair

- ✓ Black powder coated
- ✓ Double embossed, fire retardant black upholstery
- ✓ Chart pocket (stenciling available—See page 30)

Description	Width Between Arms	Footrest (Includes Heel Loops)		Legrest	
		ALCO Part No.	Price Each	ALCO Part No.	Price Each
18" Removable Desk Arm	18½"	AL-70039BK-DF	\$169	AL-70039BK-DL	\$179
18" Removable Full Arm		AL-70039BK-FF		AL-70039BK-FL	
20" Removable Desk Arm	20½"	AL-70040BK-DF	\$179	AL-70040BK-DL	\$189
20" Removable Full Arm		AL-70040BK-FF		AL-70040BK-FL	

Classic™ 300 Recliner

- ✓ Infinite position recline goes from 90° to 140° with quick adjustable handles
- ✓ Double embossed, fire retardant, heavy-duty black vinyl upholstery
- ✓ Chart pocket (stenciling available—See page 30)

Description	Width Between Arms	Legrest	
		ALCO Part No.	Wholesale Price
20" Removable Desk Arm	20½"	AL-70034BK-DL	\$359



BUY 11 GET 1 FREE!

Classic™ Value Walker



300 lb. Capacity

- ✓ 3" heavy-duty casters (2 locking)
- ✓ Anti-tip design, handy safety strap
- ✓ 28-3/4"-35"H x 21"W x 36"D
- ✓ Base: 30" wide x 36" deep
- ✓ Seat heights: 16-1/2" - 22-1/4" in 1" increments
- ✓ 17" between the arms
- ✓ Support arm heights: 29"- 35" in 1" increments

AL-52632 \$259.00

Classic™ Standard Walker



300 lb. Capacity

- ✓ Anti-tip design provides the "Ultimate" stability
- ✓ Dual wheel casters (2 locking)
- ✓ Comfortable vinyl seat with easy-open lockbar & safety strap
- ✓ Mesh backrest/side tote
- ✓ Available in 12 standard mesh color options

Designed for those: 4'10" to 5'10"
Base: 30"W x 36"D
Seat heights: 17" - 23" in 1" increments
Support arm heights: 29" - 35" in 1" increments
Inches between arms: 17"

AL-090WM

Standard Ultimate Walker Options to choose from: **AL-67243, AL-67245 and AL-67241 (SEE PAGE 10)**
White PVC: 39-1/2"-45-1/2"H x 21"W x 32"D **AL-090WM \$359.00**



FAIRLANE

CUSTOM SILK SCREENING AVAILABLE ON MESH OR SURE-CHEK

Classic™ Specialty Shower Chairs/Commodes



300 lb. Capacity

Classic™ Value Toilet Safety Frame

- ✓ The versatile toilet safety frame can function as toilet side rails, a toilet seat raiser, a shower stool or a commode
- ✓ 21"W x 19-3/4"D
- ✓ 17" between the arms
- ✓ Seat heights: 15-1/4"-21-1/2"

With Pail	AL-49682	\$139.00
Without Pail	AL-66678	\$129.00



300 lb. Capacity

Classic™ Deluxe Shower Commode Chair

- ✓ New U-shaped front design for better caregiver access
- ✓ Soft backrest comes in Blue or Grey
- ✓ 3" superior twin-wheel all locking casters
- ✓ 38"H x 21"W x 25-1/4"D

Blue	AL-82650BL	\$199.00
Grey	AL-82650GY	\$199.00



325 lb. Capacity

Classic™ Deluxe Total Hygienic Chair

- ✓ Deluxe Split Seat - Open front and back provides ample cleaning access!

38"H x 21"W x 25-1/4"D, 16" Clearance	AL-64207	\$269.00
41"H x 21"W x 25-1/4"D, 19" Clearance	AL-66668	\$269.00

Mesh Color Options



Navy Suncastr Blue Blue Plum Wineberry Maroon Silverado Laguna Linen Forest Green Teal White



Classic™ Shower Chairs/Commodes



BUY 11 GET 1 FREE!



Classic™ Deluxe Shower Chairs and Commodes

- ✓ Virtually indestructible blow molded seat and backrest
- ✓ Special seat design offers unmatched comfort
- ✓ Snap-on seat lifts off frame for easy cleaning
- ✓ Never rust, all locking, twin-wheel casters
- ✓ Backrest push handles for easy mobility
- ✓ 39"H x 21"W x 22"D
- ✓ Seats are easily washable for better infection control



AL-82632BL



AL-82640BL



AL-82648BL



AL-82628GY



AL-82636GY



AL-82642GY

Description	17" Clearance		20" Clearance		Price Each
	Blue ALCO Part No	Grey ALCO Part No.	Blue ALCO Part No	Grey ALCO Part No.	
Chair	AL-82626BL	AL-82626GY	AL-82627BL	AL-82627GY	\$199.00
Commode Chair	AL-82628BL	AL-82628GY	AL-82629BL	AL-82629GY	\$209.00
Chair w/Footrest	AL-82630BL	AL-82630GY	AL-82631BL	AL-82631GY	\$239.00
Commode Chair w/Footrest	AL-82632BL	AL-82632GY	AL-82633BL	AL-82633GY	\$259.00
Chair w/Footrest and Seat Belt	AL-82634BL	AL-82634GY	AL-82635BL	AL-82635GY	\$259.00
Commode Chair w/Footrest and Seat Belt	AL-82636BL	AL-82636GY	AL-82637BL	AL-82637GY	\$269.00
Chair w/Footrest and Left Drop Arm	AL-82638BL	AL-82638GY	AL-82639BL	AL-82639GY	\$269.00
Commode Chair w/Footrest & Left Drop Arm	AL-82640BL	AL-82640GY	AL-82641BL	AL-82641GY	\$279.00
Chair w/Footrest and Lap Bar	AL-82642BL	AL-82642GY	AL-82643BL	AL-82643GY	\$269.00
Commode Chair w/Footrest and Lap Bar	AL-82644BL	AL-82644GY	AL-82645BL	AL-82645GY	\$279.00
Chair w/Anti-tip	AL-82646BL	AL-82646GY	AL-82647BL	AL-82647GY	\$229.00
Commode Chair w/Anti-tip	AL-82648BL	AL-82648GY	AL-82649BL	AL-82649GY	\$239.00

Classic™ Value Shower Chairs & Commodes

ES



- ✓ Removable commode pail
- ✓ All-Locking dual wheel casters
- ✓ 17" clearance chairs: 38"H x 21"W x 21-1/2"D
- ✓ 20" clearance chairs: 41"H x 21"W x 21-1/2"D
- ✓ Soft seat capacity 300 lb



AL-81603GY



AL-81608BL

Description	Blue ALCO Part No	Grey ALCO Part No	Price Each
Shower Chair 17" Clearance	AL-81601BL	AL-81601GY	\$159.00
Shower Chair 20" Clearance	AL-81602BL	AL-81602GY	\$159.00
Shower Commode 17" Clearance	AL-81603BL	AL-81603GY	\$179.00
Shower Commode 20" Clearance	AL-81604BL	AL-81604GY	\$179.00
Shower Chair 17" Clearance with Open Front Soft Seat	AL-81605BL	AL-81605GY	\$169.00
Shower Chair 20" Clearance with Open Front Soft Seat	AL-81606BL	AL-81606GY	\$169.00
Shower Commode 17" Clearance Open Front Soft Seat	AL-81607BL	AL-81607GY	\$189.00
Shower Commode 20" Clearance Open Front Soft Seat	AL-81608BL	AL-81608GY	\$189.00


BUY 11 GET 1 FREE!



Classic™ Value Shower Chair Commode

- ✓ Comfortable mesh backrest available in 6 colors: Teal, Blue, Wineberry, Autumn Fern, Dark Blue and White
- ✓ 3" swivel casters (2 locking)
- ✓ Comfortable contoured seat
- ✓ 12 qt. removable pail

38"H x 21"W x 21-1/2"D, 17" Clearance		
With Pail	AL-52635	\$119.00
Without Pail	AL-52633	\$109.00
41"H x 21"W x 21-1/2"D, 20" Clearance		
With Pail	AL-52636	\$119.00
Without Pail	AL-52634	\$109.00



Classic™ Standard Shower Chair Commode

- ✓ 12 qt. removable pail slides out from the side
- ✓ Superior dual wheel casters (all locking)
- ✓ 17-1/4" between the arms
- ✓ Mesh backrest available in 12 colors

38"H x 21"W x 25-1/4"D, 17" Clearance		
With Pail	AL-710CSEP	\$159.00
Without Pail	AL-7100CSE	\$149.00
41"H x 21"W x 25-1/4"D, 20" Clearance		
With Pail	AL-49676	\$159.00
Without Pail	AL-49663	\$149.00

CUSTOM SILK SCREENING AVAILABLE ON MESH OR SURE-CHEK



- Classic™ Standard Shower Chair Commode**
- ✓ Use as a shower chair or commode chair
 - ✓ 12 qt. removable pail slides out from the side
 - ✓ All locking no-rust casters
 - ✓ 17-1/4" between the arms
 - ✓ Mesh backrest available in 12 colors

38"H x 21"W x 25-1/4"D, 17" Clearance		
With Pail	AL-63968	\$199.00
Without Pail	AL-66670	\$189.00
41"H x 21"W x 25-1/4"D, 20" Clearance		
With Pail	AL-052SCC	\$199.00
Without Pail	AL-49658	\$189.00

- Classic™ Standard Slant Seat Shower Chair Commode**
- ✓ Slant seat feature allows patient to stay in position without using restraints
 - ✓ 12 qt. removable pail
 - ✓ 17-1/4" between arms
 - ✓ Mesh backrest available in 12 colors

38"H x 21"W x 25-1/4"D, 16" Clearance		
With Pail	AL-66674	\$199.00
Without Pail	AL-66672	\$189.00
41"H x 21"W x 25-1/4"D, 19" Clearance		
With Pail	AL-66675	\$199.00
Without Pail	AL-66673	\$189.00

- Classic™ Standard Midsize Shower Chair Commode**
- ✓ Use as a shower chair or commode chair
 - ✓ 12 qt. removable pail slides out from the side
 - ✓ 4" heavy-duty no-rust casters (all locking)
 - ✓ Mesh backrest available in 12 colors

40"H x 25-1/2"W x 25-1/2"D and 21" between the arms, 19" Clearance		
With Pail	AL-61831	\$239.00
Without Pail	AL-66680	\$219.00





Classic™ Shower Chair & Commodes




BUY 11 GET 1 FREE!

Polyurethane Foam Seats and Backrests Engineered for Comfort and Durability

Classic™ Deluxe Shower Chair Commodes

- ✓ 38"H x 21"W x 22-1/2"D
- ✓ 17-1/4" Between Arms
- ✓ 17" Clearance
- ✓ Soft seat and back available in Grey (G), Navy (N), Laguna (L) or Blue (BL)



325 lb. Capacity

Closed Front Soft Seat/Back	AL-59777	\$329.00
Open Front Soft Seat/Back	AL-59776	\$329.00
Closed Front Soft Seat/Back, Privacy Skirt, Left Drop Arm & Slideout Footrest	AL-57479	\$479.00

Classic™ Deluxe Shower Chairs and Commodes

- ✓ Mesh backrest available in 12 color options
- ✓ Soft seat available in Grey (G), Navy (N), Laguna (L) or Blue (BL)
- ✓ 17-1/4" Between Arms
- ✓ 17" and 20" Clearance
- ✓ Slanted Handle



Open Front



Closed Front

325 lb. Capacity

Industry Leading Life Time Warranty

Open Front Soft Seat, Mesh Backrest and Privacy Skirt, Lap Bar and Slideout Footrest, 41"H x 21"W x 25-1/4"D, 20" Clearance
AL-52630 \$399.00

Closed Front Soft Seat and Mesh Backrest, Left Drop Arm, Slide-Out Footrest, 41"H x 21"W x 25-1/4"D, 20" Clearance
AL-52628N \$399.00



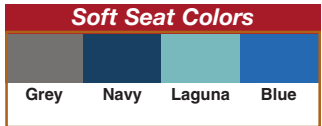
Open Front

Closed Front

	Open Front		Closed Front	
	17" Clearance	20" Clearance	17" Clearance	20" Clearance
w/ Pail	AL-66664 \$279.00	AL-66665 \$279.00	AL-66666 \$279.00	AL-66667 \$279.00
w/o Pail	AL-49661 \$259.00	AL-49662 \$259.00	AL-57485 \$259.00	AL-57484 \$259.00

17" Clearance: 38"H x 21"W x 25-1/4"D
 20" Clearance: 41" H x 21"W x 25-1/4"D

CUSTOM SILK SCREENING AVAILABLE ON MESH OR SURE-CHEK



ES

Classic™ Bariatric Shower Chairs/Commodes



BUY 11 GET 1 FREE!



AL-66681

Classic™ Deluxe Bariatric Shower Chair

- ✓ No-rust, all locking 5" heavy-duty casters
- ✓ Exclusive anti-tip design
- ✓ 40"H x 28"W x 25-1/4"D
- ✓ 24" between the arms
- ✓ 19" clearance

Standard Seat	AL-66681	\$259.00
Flat Seat (Inset)	AL-55319	\$279.00



AL-66682

Classic™ Deluxe Bariatric Shower Chair Commode

- ✓ No-rust, all locking 5" heavy-duty casters
- ✓ Exclusive anti-tip design
- ✓ 40"H x 28"W x 25"D
- ✓ 24" between the arms
- ✓ 19" clearance

Standard Seat	AL-66682	\$269.00
Flat Seat (Inset)	AL-59606	\$289.00



Classic™ Deluxe Bariatric Shower Chair Soft Seat Commode

- ✓ No-rust, all locking 5" heavy-duty casters
- ✓ Exclusive anti-tip design
- ✓ 40"H x 28"W x 25"D
- ✓ 24" between the arms
- ✓ 19" clearance

AL-57469	\$459.00
-----------------	-----------------



AL-66518

Classic™ Deluxe Bariatric Shower Chair Commode

- ✓ 550 lb capacity
- ✓ Anti-tip design for safe transfers
- ✓ Larger seat hole opening
- ✓ No-rust, all locking 5" heavy-duty casters
- ✓ 41"H x 28"W x 31"D
- ✓ 24" between the arms
- ✓ Seat height: 22"

With Pail	AL-66518	\$399.00
Without Pail	AL-66517	\$359.00



AL-56581A **\$499.00**

Classic™ Deluxe Bariatric Shower Chair Commode Chair

- ✓ 700 lb capacity
- ✓ Heavy-duty 1-1/2" pipe
- ✓ 39-3/4"H x 34"W x 27-1/2"D
- ✓ 28" between arms
- ✓ 21-1/2" seat height



AL-56581

Classic™ Deluxe Bariatric Shower Chair Commode w/Footrests

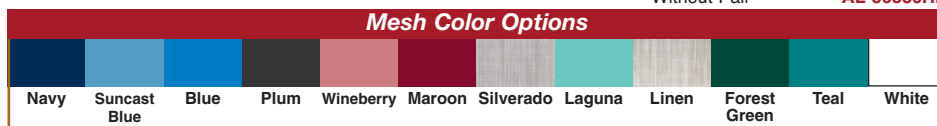
- ✓ 700 lb capacity
- ✓ No-rust, all locking 5" heavy-duty casters
- ✓ Convenient push handles
- ✓ Heavy-duty 1-1/2" pipe
- ✓ 39-3/4"H x 34"W x 27-1/2"D, 28" between arms
- ✓ 21-1/2" seat height

With Pail	AL-56581	\$899.00
Without Pail	AL-56580	\$879.00

Classic™ Deluxe Bariatric Shower Chair Commode w/Footrests

- ✓ Same as above except 900 lb capacity
- ✓ 40"H x 36"W x 31"D
- ✓ 30" between arms
- ✓ 21" seat height

With Pail	AL-56581HD	\$1159.00
Without Pail	AL-56580HD	\$1069.00



SEE PAGE 10 FOR AVAILABLE CHAIR OPTIONS

Classic™ Bariatric Reclining Shower Chair/Commodes



BUY 11 GET 1 FREE!



- Classic™ Reclining Shower Chair Commode**
- ✓ 47-1/2"H x 25-1/2"W x 33-1/2"D
 - ✓ Distance between arms: 20"
 - ✓ Seat Height: 20-1/2"
 - ✓ 5 deluxe all-locking no-rust twin wheel casters
 - ✓ Mesh backrest available in 12 colors

AL-66684 \$409.00



- Classic™ Deluxe Bariatric Reclining Shower Chair Commode**
- ✓ Navy soft seat only
 - ✓ 54"H x 28"W x 40"D
 - ✓ 24" between the arms
 - ✓ 63" reclined and fully extended
 - ✓ Seat height 21"
 - ✓ No-rust casters
 - ✓ Mesh backrest available in 12 colors

AL-66516 \$649.00



- Classic™ Deluxe Bariatric Reclining Shower Chair Commode**
- ✓ 48"H x 32"W x 41-1/2"D
 - ✓ Seat Height: 21-1/2"
 - ✓ Seat Depth: 22"
 - ✓ 7-Heavy Duty 5" Casters, 4 Locking
 - ✓ High Density Polyethylene Seat and Legrest
 - ✓ 2-Position Backrest; 3-Position Legrest
 - ✓ No-rust casters
 - ✓ Mesh backrest available in 12 colors

AL-70371 \$839.00



Henry Ford HEALTH SYSTEM FAIRLANE

CUSTOM SILK SCREENING AVAILABLE ON MESH OR SURE-CHEK

Classic™ Bariatric Shower Beds



- Classic™ Deluxe Bariatric Shower Bed**
- ✓ 1-1/2" pipe for added strength
 - ✓ Waterproof foam pad, drop side rails
 - ✓ No-rust casters
 - ✓ 77-1/2"L x 34"W x 36"H

AL-56914 \$1729.00



- Classic™ Deluxe Bariatric Universal Shower Bed**
- ✓ New waterproof Sonic Welded gurney pad w/4 sides to hold excess water from spilling out
 - ✓ No-rust, all locking 5" heavy-duty casters
 - ✓ Locked side rails for patient safety
 - ✓ 1-1/2" heavy duty pipe on 500 lb capacity model

77"L x 32"W x 37-1/2"H
350 lb. capacity
AL-0001GSU \$929.00
77-1/2"L x 32"W x 38"H
500 lb. capacity
AL-55250 \$1124.00



- Classic™ Deluxe Bariatric Transport Shower Bed**
- ✓ Gurney 1" higher at head for controlled drainage at foot
 - ✓ 1" pad standard
 - ✓ Locked side rails for patient safety
 - ✓ 1-1/2" heavy duty pipe on 500 lb cap. model
 - ✓ No-rust casters

77"L x 32"W x 37-1/2"H
350 lb. capacity
AL-005GST \$689.00
500 lb. capacity
77-1/2"L x 32"W x 38"H
AL-55251 \$869.00

ES

BUY 11 GET 1 FREE!



Oxygen Tank Holder

For Ultimate Walkers
AL-67243 \$99.00



Retractable Footrest

For Ultimate Walkers
AL-57471 \$69.00



I.V. Pole

For Ultimate Walkers
AL-67241 \$69.00




Lap Tray

For Ultimate Walkers
AL-67245 \$59.00



Snap-On Footrest for Shower Commode Chair

14-1/2" W x 10" D
300 lb. Capacity
Standard **AL-49666 \$49.00**
21" W x 10" D
400 lb. Capacity
Oversize **AL-49666SS \$49.00**



Slide-Out Footrest/ Anti-Tip Design

300 lb. Capacity
Standard **AL-49674 \$69.00**
400 lb. Capacity
Oversize **AL-49674SS \$84.00**
For **AL-66517** & **AL-66518** only
Bariatric **AL-49674BA \$84.00**



Closed Front Soft Seat

Specify color of seat: Grey (G), Navy (N),
Blue (BL) or Laguna (L)
Without Pail Rails **AL-49667 \$84.00**
With Pail Rails **AL-49667P \$84.00**



Open Front Soft Seat

Specify color of seat: Grey (G), Navy (N),
Blue (BL) or Laguna (L)
Without Pail Rails **AL-49668 \$84.00**
With Pail Rails **AL-49668P \$84.00**



Lap Bar

For 300 lb. Capacity Chairs
Standard **AL-49673 \$29.00**
For 350 lb. Capacity Chairs
Midsize **AL-49673MS \$29.00**
For 400 lb. Capacity Chairs
Oversize **AL-49673SS \$29.00**



Drop Arm

Specify: Left side or right side—
when sitting in chair

Left **AL-66901L \$39.00**
Right **AL-66901R \$39.00**



Privacy Skirt

SPECIFY MESH COLOR OPTION (page 9)

300 lb. Capacity
61" x 15"
Standard **AL-49672 \$34.00**
350 lb. Capacity
64" x 15"
Midsize **AL-49672MS \$34.00**
400 lb. Capacity
67-1/2" x 15"
Oversize **AL-49672SS \$39.00**
For **AL-66517** & **AL-66518** only
Bariatric **AL-49672BA \$49.00**



Privacy Cover

SPECIFY MESH COLOR OPTION (page 9)

300 lb. Capacity
Standard **AL-67270 \$49.00**
350 lb. Capacity
Midsize **AL-67270MS \$49.00**
400 lb. Capacity
Oversize **AL-67270SS \$49.00**
For **AL-66517** & **AL-66518** only
Bariatric **AL-67270BA \$59.00**



Seat Belt

Standard 55" **AL-49665S \$29.00**
Oversize 79" **AL-49665SS \$29.00**



Classic™ Isolation/Emergency/ Nursing/Ice Carts



Classic™ Isolation Stations & Accessories



AL-82762

One-Hand Dispenser & Refills

Purell® Space Saver™ One-Hand Dispenser—White/Grey	AL-82762	\$15.00
Purell® Refill—Instant Hand Sanitizers (4 per case)*	AL-82763	\$52.00
Purell® Refill—Instant Hand Sanitizers (8 per case)*	AL-82764	\$103.00
Purell® Refill—Instant Hand Sanitizers with Aloe (8 per case)*	AL-82765	\$103.00

*Non-Returnable



Single Glove Box Holder
AL-72597 \$34.00



✓ Pull out hamper
✓ 54"H x 26-1/2"W x 20"D
AL-79391 \$469.00

- ✓ Stay ahead of MRSA
- ✓ 12" x 6" sliding backboards for mounting
- ✓ 26" x 15" top work area/writing surface
- ✓ 7"H x 19"W x 14"D drawers
- ✓ 4 superior dual-wheel casters—2 locking

45"H x 26"W x 15"D	AL-69031	\$274.00
61"H x 30"W x 18"D	AL-79376	\$379.00

Installation of Dispenser & Holder*	AL-69031HG	\$289.00
	AL-79376HG	\$394.00

*Purchased separately

Classic™ Mobile 4-Drawer Cart



- ✓ Specify Mesh Color (see page 9)
- ✓ 42"H x 30"W x 20-1/2"D

AL-82835 \$349.00

Classic™ Nursing Supply Cart



- ✓ 30" x 18" Bottom shelf for additional storage
- ✓ Swing-out gate with push-button lock
- ✓ Cart is lockable (padlock not included)
- ✓ 3" Easy-roll casters (2 locking)
- ✓ 44"H x 30"W x 17-1/2"D
- ✓ 4 Drawers 7"H x 10-1/2"W x 13"D
- ✓ 4 Drawers 3"H x 10-1/2"W x 13"D

AL-58139 \$369.00

Classic™ Certified Nurse Aide Cart



- ✓ 3 Large supply drawers
- ✓ 26" x 16" Bottom storage shelf
- ✓ Top shelf writing surface
- ✓ 3" Easy-roll casters (2 locking)
- ✓ 42"H x 26-1/4"W x 15-1/2"D
- ✓ 3 Drawers 7"H x 19"W x 15-1/2"D

AL-58304 \$259.00

Classic™ Emergency Cart



Accessories
not included

- ✓ CPR Board standard
- ✓ Allows easy replacement of E series oxygen cylinder
- ✓ Recessed shelf mount for suction machine
- ✓ Two shelves for supply storage
- ✓ Recessed cup holder for 16 oz. container
- ✓ Divided pouch for stethoscope and blood pressure cuff
- ✓ Dual wheel casters (2 locking)
- ✓ 34-1/2"H x 27"W x 20"D

AL-49707 \$359.00

Classic™ Ice Cart



AL-52642A

- ✓ Upper serving shelf, lower storage shelf
- ✓ 48 quart insulated cooler
- ✓ 3" easy-roll casters
- ✓ 40-3/4"H x 26"W x 24"D

With Canopy	AL-66705	\$239.00
Without Canopy	AL-52642A	\$179.00

Classic™ Arctic Ice Cart



- ✓ Ice scoop held in separate holder for infection control
- ✓ Flip up serving shelf
- ✓ Built in cooler drain keeps ice dry
- ✓ 4" easy-roll casters (2 locking)
- ✓ 38-1/2"H x 30"W x 17-1/2"D
- ✓ 48 quart cooler

AL-49706 \$389.00

BUY 11 GET 1 FREE!



Classic™ Value Linen Hamper

- ✓ Available in 6 mesh colors: Teal, Blue, Wineberry, Autumn Fern, Dark Blue and White (see page 6)
- ✓ 35"H x 18"W x 18"D

Footpedal standard **AL-52637 \$119.00**
No Footpedal **AL-66685 \$109.00**

Classic™ Value Double Linen Hamper

- ✓ Available in 6 mesh colors: Teal, Blue, Wineberry, Autumn Fern, Dark Blue and White (see page 6)
- ✓ 35"H x 37"W x 18"D

Footpedal standard **AL-52638 \$209.00**
No Footpedals **AL-66686 \$199.00**

Classic™ Value Triple Linen Hamper

- ✓ Available in 6 mesh colors: Teal, Blue, Wineberry, Autumn Fern, Dark Blue and White (see page 6)
- ✓ 35"H x 57"W x 18"D

Footpedal standard **AL-52639 \$289.00**
No Footpedal **AL-66687 \$259.00**



Classic™ Standard Linen Hamper Without Foot Pedal

- ✓ 34-3/4"H x 18"W x 18"D
- ✓ Available in Mesh or Leakproof Bag

AL-49690 \$149.00



Classic™ Standard Double Linen Hamper Without Foot Pedal

- ✓ 34-3/4"H x 37"W x 18"D
- ✓ Available in Mesh or Leakproof Bag

AL-49691 \$264.00



Classic™ Standard Triple Linen Hamper Without Foot Pedal

- ✓ 34-3/4"H x 57"W x 18"D
- ✓ Available in Mesh or Leakproof Bag

AL-49692 \$369.00



Classic™ Deluxe Linen Hamper With Foot Pedal

- ✓ 34-3/4"H x 18"W x 18"D
- ✓ Available in Mesh or Leakproof Bag

AL-1200HL \$194.00



Classic™ Deluxe Double Linen Hamper With Foot Pedal

- ✓ 34-3/4"H x 37"W x 18"D
- ✓ Available in Mesh or Leakproof Bag

AL-2200HL \$314.00



Classic™ Deluxe Triple Linen Hamper With Foot Pedal

- ✓ 34-3/4"H x 57"W x 18"D
- ✓ Available in Mesh or Leakproof Bag

AL-2300HL \$444.00

Leak-Proof Color Options



Mesh Color Options





Classic™ Jumbo Linen Hampers



BUY 11 GET 1 FREE!



AL-66690

Classic™ Value Jumbo Hamper

- ✓ Available in four Mesh Colors: Teal, Blue, Wineberry and White
- ✓ 35"H x 22"W x 21"D

Footpedal standard **AL-66690 \$149.00**
 No Footpedal **AL-66688 \$139.00**



AL-66689

Classic™ Value Double Jumbo Hamper

- ✓ Available in four Mesh Colors: Teal, Blue, Wineberry and White
- ✓ 35"H x 45"W x 21"D

Footpedal standard **AL-66691 \$249.00**
 No Footpedals **AL-66689 \$239.00**

Mesh Color Options			
Navy	Suncastr Blue	Blue	Plum
Wineberry	Maroon	Silverado	Laguna
Linen	Forest Green	Teal	White



AL-49686

Classic™ Deluxe Jumbo Linen Hamper

- ✓ 37"H x 21"W x 21-1/2"D
- ✓ Available in Mesh or Leakproof Bag

Footpedal **AL-49686 \$269.00**
 No Footpedal **AL-49687 \$224.00**



AL-49689

Classic™ Deluxe Jumbo Double Linen Hamper

- ✓ 37"H x 45"W x 21-1/2"D
- ✓ Available in Mesh or Leakproof Bag

Footpedal **AL-49688 \$469.00**
 No Footpedal **AL-49689 \$389.00**

Leak-Proof Color Options			
Mint	Pink	Light Blue	White



 FAIRLANE	CUSTOM SILK SCREENING AVAILABLE ON MESH OR SURE-CHEK
---------------------	---

Classic™ Isolation Station w/Hamper

✓ Pull out hamper
 ✓ 54"H x 26-1/2"W x 20"D
AL-79391 \$469.00

Classic™ Isolation Hamper Stand

✓ User will supply plastic liner
 ✓ Good for isolation room usage
 ✓ 37"H x 18"W x 18"D
AL-56910 \$129.00

BUY 11 GET 1 FREE!

Classic™ Deluxe Linen Cart



- ✓ 35"H x 40"W x 20"D
- ✓ 36" x 20" removable shelves
- ✓ 12" spacing

AL-66692 \$294.00



- ✓ 48"H x 40"W x 20"D
- ✓ 36" x 20" removable shelves
- ✓ 12" spacing

AL-66693 \$389.00



- ✓ 61-1/4"H x 40"W x 20"D
- ✓ 36" x 20" removable shelves
- ✓ 12" spacing

AL-66694 \$499.00



Classic™ Deluxe Wide Linen Cart



- ✓ 45-1/2"H x 50"W x 20"D
- ✓ 46" x 20" removable shelves
- ✓ 16" spacing

AL-66697 \$369.00



- ✓ 63-1/2"H x 50"W x 20"D
- ✓ 46" x 20" removable shelves
- ✓ 16" spacing

AL-66696 \$469.00



- ✓ 81"H x 50"W x 20"D
- ✓ 46" x 20" removable shelves
- ✓ 15" spacing

AL-66695 \$569.00

Classic™ Deluxe Jumbo Linen Carts

- ✓ Ergonomic push bars
- ✓ Removable shelves
- ✓ Cover opens on both sides
- ✓ 5" heavy-duty casters (2 locking)
- ✓ 50" x 24" shelves
- ✓ 15" spacing



✓ 43"H x 55"W x 24"D
AL-51184 \$494.00



✓ 60-1/2"H x 55"W x 24"D
AL-51182 \$624.00



✓ 77"H x 55"W x 24"D
AL-51183 \$754.00

**CUSTOM SILK SCREENING
AVAILABLE ON MESH OR
SURE-CHEK**

Optional Bag

✓ 12"H x 16"W x 4"D
✓ Attaches to the linen cart
push bar with snaps.
AL-56912 \$39.00

Sure-Chek® Color Options

Sea Foam	Mint	Pink	Light Blue	White	Teal Brush

Mesh Color Options

Navy	Sunset Blue	Blue	Plum	Wineberry	Maroon	Silverado	Laguna	Linen	Forest Green	Teal	White



Classic™ Linen/Clothing Carts



BUY 11 GET 1 FREE!

Classic™ Value Linen Carts



- ✓ Choose from Sure-Chek or 6 Vinyl Mesh color options
 - ✓ 60-1/2"H x 38"W x 20"D
 - ✓ 36" x 20" removable shelves
 - ✓ 16" spacing
- AL-52640 \$239.00**



- ✓ Choose from Sure-Chek or 6 Vinyl Mesh color options
 - ✓ 61"H x 47"W x 20"D
 - ✓ 45" x 20" removable shelves
 - ✓ 16" spacing
- AL-52640A \$249.00**



- ✓ Choose from Sure-Chek or 6 Vinyl Mesh color options
 - ✓ 79"H x 38"W x 20"D
 - ✓ 36" x 20" removable shelves
 - ✓ 16 spacing
- AL-66701 \$289.00**



- ✓ Choose from Sure-Chek or 6 Vinyl Mesh color options
 - ✓ 78"H x 47"W x 20"D
 - ✓ 45" x 20" removable shelves
 - ✓ 15" spacing
- AL-66701A \$309.00**

Classic™ Value Wide Linen Carts



- ✓ Choose from Sure-Chek or 6 Vinyl Mesh color options
 - ✓ 43"H x 52"W x 24"D
 - ✓ 50" x 24" removable shelves
 - ✓ 15" spacing
- AL-66698 \$259.00**



- ✓ Choose from Sure-Chek or 6 Vinyl Mesh color options
 - ✓ 58-1/2"H x 52"W x 24"D
 - ✓ 50" x 24" removable shelves
 - ✓ 15" spacing
- AL-66699 \$309.00**



- ✓ Choose from Sure-Chek or 6 Vinyl Mesh color options
 - ✓ 77"H x 52"W x 24"D
 - ✓ 50" x 24" removable shelves
 - ✓ 15" spacing
- AL-66700 \$389.00**

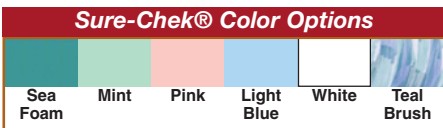


Classic™ Clothing Carts



- Adapt-A-Cart**
- ✓ Adapts to a variety of individual wardrobe and laundry needs
 - ✓ Lightweight, easy to maneuver
 - ✓ Cover opens on both sides
 - ✓ OPTIONAL bins may be used in any number up to 48 bins
 - ✓ 5" heavy-duty casters (2 locking)
 - ✓ Convenient push bar, 10 clothes dividers included
 - ✓ 64-1/2"H x 54-1/2"W x 20"D
- AL-49698 \$549.00**

- Garment Rack**
- ✓ Removable cover opens on both sides for easy loading and unloading
 - ✓ 41" Clothing bar, 10 clothes dividers included
 - ✓ 4" easy-roll casters (2 locking)
 - ✓ 61-1/2"H x 44-3/4"W x 20"D
- AL-49700 \$289.00**



Classic™ Multi-Purpose & Chart Storage Carts



BUY 11 GET 1 FREE!

Classic™ Value Multi-Purpose Cart



- ✓ Choose from Sure-Chek or 6 Vinyl Mesh color options (see page 15)
 - ✓ 36"H x 28"W x 20"D
 - ✓ 26" x 20" removable shelves
 - ✓ 14-1/2" spacing
- AL-66702 \$159.00**



- ✓ Choose from Sure-Chek or 6 Vinyl Mesh color options (see page 15)
 - ✓ 50-1/2"H x 28"W x 20"D
 - ✓ 26" x 20" removable shelves
 - ✓ 14-1/2" spacing
- AL-66703 \$199.00**



- ✓ Choose from Sure-Chek or 6 Vinyl Mesh color options (see page 15)
 - ✓ 67"H x 28"W x 20"D
 - ✓ 26" x 20" removable shelves
 - ✓ 14-1/2" spacing
- AL-66704 \$229.00**

Classic™ Standard Multi-Purpose Cart

These Knock-Down Versions Save On Freight!



- ✓ 37"H x 31"W x 20"D
 - ✓ 26" x 20" removable shelves
 - ✓ 14-1/2" spacing
- AL-59611 \$279.00**



- ✓ 51-3/4"H x 31"W x 20"D
 - ✓ 26" x 20" removable shelves
 - ✓ 14-1/2" spacing
- AL-49701 \$359.00**



- ✓ 66"H x 31"W x 20"D
 - ✓ 26" x 20" removable shelves
 - ✓ 14-1/2" spacing
- AL-49702 \$429.00**

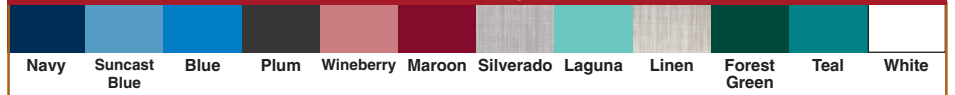


CUSTOM SILK SCREENING AVAILABLE ON MESH OR SURE-CHEK

Sure-Chek® Color Options



Mesh Color Options



Classic™ Binder Carts

Our system accommodates notebook ring binder charts. For binder back width of less than 2-3/4" order small. For binder back width of 2-3/4" up to 4" order large.



AL-49711

- ✓ Holds 10 ring binders
- Small 37"H x 22"W x 14-1/2"D
- AL-49711S \$269.00**
- Large 37"H x 29"W x 14-1/2"D
- AL-49711L \$309.00**



AL-49710

- ✓ Holds 20 ring binders
- Small 37"H x 36"W x 14-1/2"D
- AL-49710S \$324.00**
- Large 37"H x 48"W x 14-1/2"D
- AL-49710L \$359.00**



AL-49708

- ✓ Holds 30 ring binders
- Small 54"H x 36"W x 14-1/2"D
- AL-49708S \$379.00**
- Large 54"H x 48"W x 14-1/2"D
- AL-49708L \$399.00**



AL-49709

- ✓ Holds 40 ring binders
- Small 65"H x 36"W x 14-1/2"D
- AL-49709S \$449.00**
- Large 65"H x 48"W x 14-1/2"D
- AL-49709L \$484.00**



Classic™ Low Beds



BUY 11 GET 1 FREE!

**300 lb.
Capacity**



- ✓ Strong and durable, yet lightweight
- ✓ Crutch-tip base prevents slipping or marring
- ✓ Headboard/footboard color in 12 mesh options
- ✓ 5" from the floor

Classic™ Low Beds

80"L x 38-1/2"W	AL-50358	\$209.00
84"L x 38-1/2"W	AL-50359	\$209.00

Options

Headboard/Footboard	AL-50360	\$49.00
Elevating Headrest	AL-50362	\$79.00
Wheel Kit Elevates bed 6" from floor	AL-50361	\$29.00

AL-50358 Bed with
AL-50361 Wheel Kit



Tray

- ✓ 15"H x 39"W x 20"D
- ✓ Usable tray surface: 22"W x 16"D

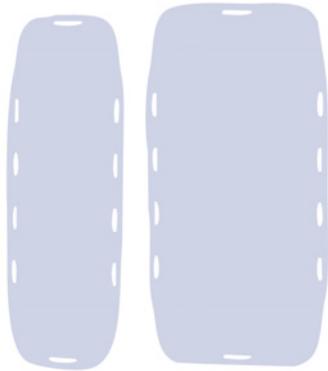
AL-50362T **\$99.00**



Mesh Color Options

Navy	Suncast Blue	Blue	Plum	Wineberry	Maroon	Silverado	Laguna	Linen	Forest Green	Teal	White
------	--------------	------	------	-----------	--------	-----------	--------	-------	--------------	------	-------

Classic™ Transfer Boards



AL-56913 **AL-63970**

- ✓ Facilitates quick and efficient patient transfers
- ✓ Constructed of high density polyethylene
- ✓ Cleans easily

71"L x 23-1/2"W
AL-56913 **\$169.00**

71"L x 35-1/2"W
AL-63970 **\$259.00**

Classic™ Privacy Screens



AL-66706 **AL-66707**

- ✓ Attractive three-panel wheeled privacy screen
- ✓ Folds into triangle for easy transport
- ✓ Available in five Sure-Chek® colors

53"H x 68"W x 30"D **AL-66706** **\$189.00**
70"H x 68"W x 30"D **AL-66707** **\$259.00**











Sure-Chek® Color Options

Sea Foam	Mint	Pink	Light Blue	White	Teal Brush
----------	------	------	------------	-------	------------





ES

BUY 11 GET 1 FREE!

Fittings

		
AL-74926 \$4.95	AL-74927 \$5.95	AL-74928 \$7.95
		
AL-74929 \$6.95	AL-74930 \$3.95	AL-74931 \$4.95
		
AL-74932 \$3.95	AL-74933 \$4.95	AL-74934 \$13.95
		
AL-74935 \$1.95	AL-74936 \$1.95	

Walker


Medium Lock AL-74960 \$49.95

Adjust Lock Pin AL-66869 \$4.95

Lock Bar Pin AL-66870 \$7.95

Bar AL-74959 \$51.95

Shower Chair

				
Pushbar AL-66864 \$27.95	Deluxe Pail AL-74954 \$29.95			
				
Oval Pail AL-74955 \$26.95	Tall Pail AL-74956 \$19.95	Bariatric Pail AL-74957 \$55.95		
				
Soft Seat AL-82836 \$35.95	Shower Chair Seat AL-82837 \$44.95	Split Seat AL-74951 \$108.95	Closed Front Seat AL-74952 \$108.95	Open Front Seat AL-74953 \$108.95
				
Straps AL-74958 \$12.95	Pushbar AL-74948 \$34.95			

Miscellaneous

	
Lanyard AL-74962 \$6.95	L-Ratchet AL-66865 \$23.95
Quick Pin AL-74963 \$6.95	

Hamper

	
18" x 18" AL-66872 \$49.00	22" x 21" AL-66871 \$59.00
	Foot Pedal AL-79398 \$13.95

E3



Classic™ Replacement Casters



BUY 11 GET 1 FREE!



AL-47577



AL-47577BK



AL-69252



AL-69252BK



AL-57027



AL-57037BK



AL-57027BK



AL-47579



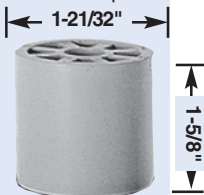
AL-74888

Fig	Description	ALCO Part No.	Price Set of 4
1	3" Twin Wheel with PVC Plug (all locking set of 4)	AL-47577	\$59.00 Kit
1A	3" Twin Wheel with PVC Plug (all locking set of 4), Black	AL-47577BK	\$59.00 Kit
2	3" Deluxe Twin No-Rust with PVC Plug (all locking set of 4)	AL-69252	\$89.95 Kit
2A	3" Deluxe Twin No-Rust with PVC Plug (all locking set of 4), Black	AL-69252BK	\$89.95 Kit
3	4" Single Wheel with PVC Plug and two with wheel Brake (set of 4)	AL-57027	\$89.95 Kit
3A	5" Heavy Duty Single Wheel with PVC Plug, Two w/Brake (set of 4)	AL-57037BK	\$99.95 Kit
3B	4" Single Wheel No-Rust with PVC Plug and Two with wheel Brake (set of 4), Black	AL-57027BK	\$89.95 Kit
4	3" Single Wheel with PVC Plug and Two with Total Lock Brake (set of 4)	AL-47579	\$69.95 Kit
5	3" Twin Wheel (two locking and two non-locking), Black	AL-74888	\$59.95 Kit


Total Brake caster locks both swivel and wheel at the same time. Operates with a simple tap of the toe.

PVC Plugs

Plug takes 7/16" Dia. Grip Lock Stem Caster



AL-47576 \$4.95 Each



AL-47578 \$3.95 Each



Plug AL-74937 \$2.95

Wheels & Wheel Kits—Kits Includes 4 Wheels



5" No-Rust
AL-74947 \$61.95 Ea
AL-74947KT \$189.95 Set/4



4" No-Rust
AL-74946 \$41.95 Ea
AL-74946KT \$169.95 Set/4



4" Twin Wheel
AL-74943 \$25.95 Ea

ES

Comfort Classic™ Full Reclining Folding Solid Seat Wheelchairs

Buy 11
FREE
Get 1



- ✓ All the features of the Comfort Classic™ Wheelchair shown on Page 21 plus the following:
- ✓ Full 180° recline
- ✓ Back extension with removable headrest
- ✓ Rear anti-tipper standard

Barrel Tested at 1,200 lbs!

Up To 700 lb. Capacity

SPECIFICATIONS, PRICING & PART NUMBERS:

Description	Width Between Arms	Weight Capacity	Footrest (Includes Heel Loops)		Legrest	
			ALCO Part No.	Price Each	ALCO Part No.	Price Each
20" Removable Full Arm	21"	500 lbs.	AL-57488BL	\$870	AL-57594BL	\$900
20" Removable Desk Arm			AL-57489BL		AL-57595BL	
22" Removable Full Arm	23"	700 lbs.	AL-57590BL	\$1019	AL-57596BL	\$1049
22" Removable Desk Arm			AL-57591BL		AL-57597BL	
24" Removable Full Arm	25"	700 lbs.	AL-57592BL	\$1126	AL-57598BL	\$1156
24" Removable Desk Arm			AL-57593BL		AL-57599BL	



**Buy 11
FREE
Get 1**

**Up To
700 lb.
Capacity**

Comfort Classic™ Folding Solid Seat Wheelchairs

COMFORT CLASSIC
by **ALCO**
Sales & Service Co.
www.alcosales.com (800) 323-4282

SAFETY FIRST Removable & locking full arms for patient safety & easy transfer

Flip Back Arms are Locking and Non-Removable



Institutional Heavy-Duty Folding Solid Seat

Padded 2-1/2" Thick Seat



AL-70013BL

Anti-Theft



Folded Width 12"

- ✓ Much more comfortable for patients restricted to a wheelchair for long periods of time and great for Rehabilitation/Therapy patients
- ✓ No need to buy expensive seat cushions
- ✓ Much easier to transfer patients from wheelchair to bed
- ✓ Double embossed and reinforced premium flame retardant upholstery; padded armrests
- ✓ Sturdy, one piece 24" composite rear wheels and chrome hand rims
- ✓ 8" x 1" or 8" x 2" heavy-duty, non-marking urethane, Black front wheels roll 50% easier
- ✓ 20" chairs have single X-brace, 22" and 24" chairs have double X-brace for added reinforcement and additional weight capacity
- ✓ Tool Kit
- ✓ Dual rear wheel positioning for hemi adjustability
- ✓ Sealed precision bearings for ease of mobility
- ✓ Outlasts hammock seats 5 to 1
- ✓ Folding seat aids in preventing theft
- ✓ Extended Warranty: Lifetime on Frames and Crossbraces; 5 year on Components
- ✓ Blue upholstery standard
- ✓ Burgundy (BU) and Black (BK) available for upcharge* (See chart below)

Barrel Tested at 1,200 lbs!

SPECIFICATIONS, PRICING & PART NUMBERS:

Description	Width Between Arms	Weight Capacity	Footrest (Includes Heel Loops)		Legrest	
			ALCO Part No.	Price Each	ALCO Part No.	Price Each
20" Flip Back Desk Arm	21"	500 lbs.	AL-70000BL	\$699	AL-70001BL	\$729
20" Flip Back Full Arm			AL-70002BL		AL-70003BL	
20" Removable Desk Arm			AL-70004BL		AL-70005BL	
20" Removable Full Arm			AL-70006BL		AL-70007BL	
22" Flip Back Desk Arm	23"	700 lbs.	AL-70008BL	\$849	AL-70009BL	\$879
22" Flip Back Full Arm			AL-70010BL		AL-70011BL	
22" Removable Desk Arm			AL-70012BL		AL-70013BL	
22" Removable Full Arm			AL-70014BL		AL-70015BL	
24" Flip Back Desk Arm	25"	700 lbs.	AL-70016BL	\$949	AL-70017BL	\$979
24" Flip Back Full Arm			AL-70018BL		AL-70019BL	
24" Removable Desk Arm			AL-70020BL		AL-70021BL	
24" Removable Full Arm			AL-70022BL		AL-70023BL	

***Burgundy and Black Color Options**

Description	Burgundy Part No.	Black Part No.	Price Each
20" w/Full Length Arms	AL-70024BU	AL-70024BK	\$189.00
22" w/Full Length Arms	AL-70025BU	AL-70025BK	
24" w/Full Length Arms	AL-70026BU	AL-70026BK	
20" w/Desktop Length Arms	AL-70027BU	AL-70027BK	
22" w/Desktop Length Arms	AL-70028BU	AL-70028BK	
24" w/Desktop Length Arms	AL-70029BU	AL-70029BK	

Upholstery kits are available for new chair purchase

DIMENSIONS:

Chair Width	Seat Dimensions	Overall Width (Handrim to Handrim)	Overall Depth (Front To Back)	Overall Height (Floor to Top of Back Cane)	Weight
20"	17-1/2"W x 15"D	29"	31.0"	39.0"	60 lb
22"	19-1/2"W x 18-1/4"D	31"	36.5"	39.0"	75 lb
24"	21"W x 18-1/4"D	33"	37.0"	39.0"	75 lb

Folded Width 12"

Upholstery Kits Include: Seat, Back, Armrests & Calf Pads

Classic™ 700 Wheelchair

30", 28" & 26" Width x 20" Depth



Great For All Bariatric Applications



SAFETY FIRST Removable & locking full arms for patient safety & easy transfer

700 lb. Capacity

Full Arm
AL-79002BK-FL

2" Wide Hard Tread Wheels Standard. Push 50% Easier and will not fall in elevator slots

Frame

- ✓ Reinforced heavy duty frame includes gusseted sides, caster journals and dual crossbraces
- ✓ Rust and chip resistant quadruple chrome plating process
- ✓ Heavy duty front fork
- ✓ Seat to floor height: 19"
- ✓ Sealed precision bearings on wheels, casters and journals
- ✓ 8" x 2" heavy duty front flat-free wheels won't fall in elevator slots and pushes 50% easier than other chairs
- ✓ 24" x 1" heavy duty steel spoke flat free rear wheel with chrome handrim
- ✓ Push to lock brake
- ✓ Metal skirt guards
- ✓ Overall open width: 38" (30" wide), 36" (28" wide), 34" (26" wide)
- ✓ Folded width 14"

Upholstery

- ✓ Fire retardant, Reinforced, Black, heavy-duty, nylon upholstery
- ✓ Padded arm and calf pads are standard
- ✓ 20" seat depth; 18" back height
- ✓ Threaded seat screw inserts minimize stripping from upholstery changes
- ✓ Chart pocket on back (stenciling available—see page 30)

Legrests

- ✓ Extra large, heavy duty footplate
- ✓ Ratchet bar to lock legrests securely into place
- ✓ Tool-free adjustable, shiny extra large footplate with nut and bolt lock to prevent twisting and falling off

Extended Warranty


Frame & Crossbraces:	Lifetime
Components:	5 Years




Features:



Double Bar Vertical Reinforcements




Two Caster Journal Gussets



Rear Wheel Gusset



Rear Wheel Reinforcements



Steel Frame Reinforcements



Extra Large Footplate

SPECIFICATIONS, PRICING & PART NUMBERS:

Description	Width Between Arms	Weight Capacity	Footrest (Includes Heel Loops)		Legrest	
			ALCO Part No.	Price Each	ALCO Part No.	Price Each
30" Removable Desk Arm	30"	700 lbs.	AL-79002BK-DF	\$769	AL-79002BK-DL	\$779
30" Removable Full Arm			AL-79002BK-FF		AL-79002BK-FL	
28" Removable Desk Arm	28"	700 lbs.	AL-79001BK-DF	\$749	AL-79001BK-DL	\$759
28" Removable Full Arm			AL-79001BK-FF		AL-79001BK-FL	
26" Removable Desk Arm	26"	700 lbs.	AL-79000BK-DF	\$729	AL-79000BK-DL	\$739
26" Removable Full Arm			AL-79000BK-FF		AL-79000BK-FL	

Additional Accessories Available—See Page 31



Classic™ 500 & 600 Wheelchairs

24" Width x 18" Depth

Frame

- ✓ Reinforced frame includes gusseted sides, caster journals and dual cross braces
- ✓ Seat height adjustable with rust and chip resistant quadruple chrome plating process
- ✓ Seat to floor height: 17-1/2" hemi or 19-1/2" standard
- ✓ Sealed precision bearings on wheels, casters and journals
- ✓ Detachable dual wheeled Anti-Tippers (chair will not tip backwards) optional: **AL-78441 \$15.95 Pair**
- ✓ 8" x 2" heavy-duty, non-marking urethane, Black front wheels wont fall in elevator slots and pushes 50% easier than other chairs
- ✓ 24" x 1" heavy-duty urethane rear wheel with composite handrim includes 5/8" (15mm) axle bolt
- ✓ Push to lock brake
- ✓ Metal skirt guards
- ✓ Overall open width: 32"
- ✓ Folded width 12-1/2"



Upholstery

- ✓ Fire retardant, double embossed, Black, heavy-duty, vinyl upholstery
- ✓ Padded arm and calf pads are standard
- ✓ 18" seat depth: 17-1/2" back height
- ✓ Threaded seat screw inserts minimize stripping from upholstery changes
- ✓ Chart pocket on back (Stenciling available—see page 30)
- ✓ Blue and Burgundy upholstery available: CALL for details

Legrests

- ✓ Ratchet bar to lock legrests securely in place
- ✓ Tool-free adjustable, shiny aluminum footplate with push button lock to prevent twisting and falling off
- ✓ Tool Kit

Extended Warranty

Frame & Crossbraces:	Lifetime
Components:	5 Years

Great For All Bariatric Applications

SAFETY FIRST Removable & locking full arms for patient safety & easy transfer



Up To 600 lb. Capacity

Full Arm **AL-70033BK-FL**

2" Wide Hard Tread Wheels Standard. Push 50% Easier and will not fall in elevator slots



Desk Arm
AL-70033BK-DF



Full Arm
AL-70033BK-FF



Desk Arm
AL-70033BK-DL

Features:



Double Bar Vertical Reinforcements



Caster Journal Gussets



Additional Seat Gusset



Extra Hard Heavy Duty Tread Wheel Option

600 lb
Capacity Available with Wheel Upgrade



Desk or Full Length Armrests

SPECIFICATIONS, PRICING & PART NUMBERS:

Description	Width Between Arms	Weight Capacity	Footrest (Includes Heel Loops)		Legrest	
			ALCO Part No.	Price Each	ALCO Part No.	Price Each
24" Removable Desk Arm	24 ³ / ₄ "	500 lbs.	AL-70033BK-DF	\$329	AL-70033BK-DL	\$339
24" Removable Full Arm			AL-70033BK-FF		AL-70033BK-FL	
24" Removable Desk Arm	24 ³ / ₄ "	600 lbs.	AL-70033BK-DFHD	\$407	AL-70033BK-DLHD	\$417
24" Removable Full Arm			AL-70033BK-FFHD		AL-70033BK-FLHD	

Accessories

Anti-Fold Device	AL-885	\$22.95
Overhead Anti-Theft Device	AL-63827	\$54.95
I.V. Pole (fixed height)	AL-72293	\$79.95
Oxygen Holder (fixed height)	AL-72294	\$29.95
Oxygen/I.V. Combo	AL-72292	\$99.95
Pushbar 22" - 24"	AL-76488	\$29.95
Collar Locks	AL-2231	\$2.95

Additional Accessories Available.
See page 31



Anti-Theft
Pushbar **AL-76488**



Great For Infusion Pumps!
Anti-Theft
I.V./O2 Combo **AL-72292**



Does not restrict front rigging swing-away movement
Makes legrest non-removable
Collar Locks **AL-2231**

Classic™ 500 & 600 Wheelchairs

22" Width x 18" Depth

Great For All Bariatric Applications



SAFETY FIRST Removable & locking full arms for patient safety & easy transfer

Up To 600 lb. Capacity

2" Wide Hard Tread Wheels Standard. Push 50% Easier and will not fall in elevator slots

Full Arm **AL-70032BK-FL**

Frame

- ✓ Reinforced frame includes gusseted sides, caster journals and dual cross braces
- ✓ Seat height adjustable with rust and chip resistant quadruple chrome plating process
- ✓ Seat to floor height: 17-1/2" hemi or 19-1/2" standard
- ✓ Sealed precision bearings on wheels, casters and journals
- ✓ Detachable dual wheeled Anti-Tippers (chair will not tip backwards) optional: **AL-78441 \$15.95 Pair**
- ✓ 8" x 2" heavy-duty, non-marking urethane, Black front wheels wont fall in elevator slots and pushes 50% easier than other chairs
- ✓ 24" x 1" heavy-duty urethane rear wheel with composite handrim includes 5/8" (15mm) axle bolt
- ✓ Push to lock brake
- ✓ Metal skirt guards
- ✓ Overall open width: 30"
- ✓ Folded width 12-1/2"



Upholstery

- ✓ Fire retardant, double embossed, Black, heavy-duty, vinyl upholstery
- ✓ Padded arm and calf pads are standard
- ✓ 18" seat depth: 17-1/2" back height
- ✓ Threaded seat screw inserts minimize stripping from upholstery changes
- ✓ Chart pocket on back (Stenciling available—see page 30)
- ✓ Blue and Burgundy upholstery available: CALL for details

Legrests

- ✓ Ratchet bar to lock legrests securely in place
- ✓ Tool-free adjustable, shiny aluminum footplate with push button lock to prevent twisting and falling off
- ✓ Tool Kit

Extended Warranty

Frame & Crossbraces:	Lifetime
Components:	5 Years



Desk Arm **AL-70032BK-DF**

Full Arm **AL-70032BK-FF**

Desk Arm **AL-70032BK-DL**

Features:



Double Bar Vertical Reinforcements



Caster Journal Gussets



Additional Seat Gusset



600 lb
Capacity Available with Wheel Upgrade



Desk or Full Length Armrests

SPECIFICATIONS, PRICING & PART NUMBERS:

Description	Width Between Arms	Weight Capacity	Footrest (Includes Heel Loops)		Legrest	
			ALCO Part No.	Price Each	ALCO Part No.	Price Each
22" Removable Desk Arm	22¾"	500 lbs.	AL-70032BK-DF	\$319	AL-70032BK-DL	\$329
22" Removable Full Arm			AL-70032BK-FF		AL-70032BK-FL	
22" Removable Desk Arm	22¾"	600 lbs.	AL-70032BK-DFHD	\$397	AL-70032BK-DLHD	\$407
22" Removable Full Arm			AL-70032BK-FFHD		AL-70032BK-FLHD	

Accessories

Anti-Fold Device	AL-885	\$22.95
Overhead Anti-Theft Device	AL-63827	\$54.95
I.V. Pole (fixed height)	AL-72293	\$79.95
Oxygen Holder (fixed height)	AL-72294	\$29.95
Oxygen/I.V. Combo	AL-72292	\$99.95
Pushbar 22" - 24"	AL-76488	\$29.95
Collar Locks	AL-2231	\$2.95

Additional Accessories Available. See page 31



Pushbar **AL-76488**



I.V./O2 Combo **AL-72292**



- ✓ Does not restrict front rigging swing-away movement
 - ✓ Makes legrest non-removable
- Collar Locks **AL-2231**

Classic™ 500 & 600 Wheelchairs

20" Width x 18" Depth

Frame

- ✓ Reinforced frame includes gusseted sides, caster journals and dual cross braces
- ✓ Seat height adjustable with rust and chip resistant quadruple chrome plating process
- ✓ Seat to floor height: 17-1/2" hemi or 19-1/2" standard
- ✓ Sealed precision bearings on wheels, casters and journals
- ✓ Detachable dual wheeled Anti-Tippers (chair will not tip backwards) optional: **AL-78441 \$15.95 Pair**
- ✓ 8" x 2" heavy-duty, non-marking urethane, Black front wheels wont fall in elevator slots and pushes 50% easier than other chairs
- ✓ 24" x 1" heavy-duty urethane rear wheel with composite handrim includes 5/8" (15mm) axle bolt
- ✓ Push to lock brake
- ✓ Metal skirt guards
- ✓ Overall open width: 28"
- ✓ Folded width 12-1/2"



Upholstery

- ✓ Fire retardant, double embossed, Black, heavy-duty, vinyl upholstery
- ✓ Padded arm and calf pads are standard
- ✓ 18" seat depth: 17-1/2" back height
- ✓ Threaded seat screw inserts minimize stripping from upholstery changes
- ✓ Chart pocket on back (Stenciling available—see page 30)
- ✓ Blue and Burgundy upholstery available: CALL for details

Legrests

- ✓ Ratchet bar to lock legrests securely in place
- ✓ Tool-free adjustable, shiny aluminum footplate with push button lock to prevent twisting and falling off
- ✓ Tool Kit

Extended Warranty

Frame & Crossbraces:	Lifetime
Components:	5 Years

Features:



Double Bar
Vertical Reinforcements



Caster Journal Gussets



Additional Seat Gusset



Extra Hard Heavy Duty Tread Wheel Option



Desk or Full
Length Armrests

Great For All Bariatric Applications

SAFETY FIRST Removable & locking full arms for patient safety & easy transfer

Up To 600 lb. Capacity

2" Wide Hard Tread Wheels Standard. Push 50% Easier and will not fall in elevator slots

Full Arm **AL-70031BK-FL**

Desk Arm
AL-70031BK-DF

Full Arm
AL-70031BK-FF

Desk Arm
AL-70031BK-DL

SPECIFICATIONS, PRICING & PART NUMBERS:

Description	Width Between Arms	Weight Capacity	Footrest (Includes Heel Loops)		Legrest	
			ALCO Part No.	Price Each	ALCO Part No.	Price Each
20" Removable Desk Arm	20 ³ / ₄ "	500 lbs.	AL-70031BK-DF	\$309	AL-70031BK-DL	\$319
20" Removable Full Arm			AL-70031BK-FF		AL-70031BK-FL	
20" Removable Desk Arm	20 ³ / ₄ "	600 lbs.	AL-70031BK-DFHD	\$387	AL-70031BK-DLHD	\$397
20" Removable Full Arm			AL-70031BK-FFHD		AL-70031BK-FLHD	

Accessories

I.V. Pole (fixed height)	AL-72293	\$79.95
Oxygen Holder (fixed height)	AL-72294	\$29.95
Oxygen/I.V. Combo	AL-72292	\$99.95
Pushbar 20"	AL-76487	\$29.95
Collar Locks	AL-2231	\$2.95

Additional Accessories Available.
See page 31

Anti-Theft
Pushbar **AL-76487**

Great For Infusion Pumps!
Anti-Theft
I.V./O2 Combo **AL-72292**

Does not restrict front rigging swing-away movement
Makes legrest non-removable
Collar Locks **AL-2231**

Classic™ 300 & 350 Removable Arm 16", 18" & 20" Width x 16" Depth

SAFETY FIRST Removable & locking full arms for patient safety & easy transfer

Up To
350 lb.
Capacity



Full Arm
AL-70038BK-FL

Frame

- ✓ Seat height Adjustable with rust and chip resistant quadruple chrome plating process
- ✓ Reinforced frame includes double bar reinforcement
- ✓ Single crossbar design
- ✓ Seat to floor height: 17-1/2" hemi or 19-1/2" standard
- ✓ Sealed precision bearings on wheels, casters and journals
- ✓ Detachable dual wheeled Anti-Tippers (chair will not tip backwards) optional: **AL-78441 \$15.95 Pair**
- ✓ 8" x 1" Non-marking urethane, Black front wheels
- ✓ 24" x 1" Urethane rear wheel with composite handrims includes 7/16" (11mm) axle bolt
- ✓ Push to lock brake
- ✓ Metal skirt guards
- ✓ Overall open width:
16" - 24", Folded width: 12"
18" - 26", Folded width: 12"
20" - 28", Folded width: 12"



Upholstery

- ✓ Fire retardant double embossed, Black, heavy-duty, vinyl upholstery
- ✓ Padded vinyl arm and calf pads are standard
- ✓ 16" seat depth: 19" Back height
- ✓ Threaded seat screw inserts minimize stripping from upholstery changes
- ✓ Chart pocket on back (Stenciling available—see page 30)
- ✓ Blue and Burgundy upholstery available: CALL for details

Legrest

- ✓ Steel ratchet bar to lock legrests securely in place
- ✓ Tool-free adjustable, shiny aluminum footplate with push button lock to prevent twisting and falling off
- ✓ Tool Kit

Extended Warranty

Frame & Crossbraces:	Lifetime
Components:	5 Years



Desk Arm
AL-70038BK-DF



Desk Arm
AL-70038BK-DL



Full Arm
AL-70038BK-FF

Features:



Double Bar Vertical Reinforcements (20" only)



350 lb
Capacity Available with
Wheel Upgrade



Full Arms
Provides Patient Safety
and Easy Transfer



Desk Length Armrests



Optional Footrests
w/Push Button Lock

SPECIFICATIONS, PRICING & PART NUMBERS:

Description	Width Between Arms	Weight Capacity (lbs)	Footrest (Includes Heel Loops)		Legrest	
			ALCO Part No.	Price Each	ALCO Part No.	Price Each
16" Removable Desk Arm	16½"	300	AL-70049BK-DF	\$239	AL-70049BK-DL	\$249
16" Removable Full Arm			AL-70049BK-FF		AL-70049BK-FL	
18" Removable Desk Arm	18½"	300	AL-70037BK-DF	\$239	AL-70037BK-DL	\$249
18" Removable Full Arm			AL-70037BK-FF		AL-70037BK-FL	
20" Removable Desk Arm	20½"	300	AL-70038BK-DF	\$249	AL-70038BK-DL	\$259
20" Removable Full Arm			AL-70038BK-FF		AL-70038BK-FL	
20" Removable Desk Arm	20½"	350	AL-70038BK-DFHD	\$287	AL-70038BK-DLHD	\$297
20" Removable Full Arm			AL-70038BK-FFHD		AL-70038BK-FLHD	

Additional Accessories Available—See Page 31

Anti-Theft

Pushbar **AL-76487 \$29.95**

Great For Infusion Pumps!

Anti-Theft

I.V./O2 Combo
AL-72292 \$99.95

- ✓ Does not restrict front rigging swing-away movement
- ✓ Makes legrest non-removable

Collar Locks **AL-2231 \$2.95**



Classic™ 300 Flip-Back Arm 18" & 20" Width x 16" Depth



Frame

- ✔ Seat height adjustable with rust and chip resistant chrome and Black powder coating
- ✔ Single crossbar design with double crossbrace link
- ✔ Seat to floor height: 17-1/2" hemi or 19-1/2" standard
- ✔ Sealed precision bearings on wheels, casters and journals
- ✔ Detachable dual wheeled Anti-Tippers standard at no charge (chair will not tip backwards)
- ✔ 8" x 1" Non-marking urethane, Black front wheels
- ✔ 24" x 1" Urethane rear wheel with composite handrims includes 7/16" (11mm) axle bolt
- ✔ Push to lock brake
- ✔ Adjustable height back
- ✔ Super-saver, non-removable, locking, flip-back arms with rear-frame lock allowing for easy lateral transfers
- ✔ Composite skirt guards
- ✔ Overall open width:
18" - 25", Folded width: 11"
20" - 27", Folded width: 11"

Upholstery

- ✔ Fire retardant heavy-duty Black nylon upholstery
- ✔ Padded vinyl arm and calf pads are standard
- ✔ 16" seat depth: 16" Back height
- ✔ Threaded seat screw inserts minimize stripping from upholstery changes
- ✔ Chart pocket on back (Stenciling available—see page 30)

Legrest

- ✔ Steel ratchet bar to lock legrests securely in place
- ✔ Tool-free adjustable, shiny aluminum footplate with push button lock to prevent twisting and falling off
- ✔ Tool Kit

Extended Warranty

Frame & Crossbraces:	Lifetime
Components:	5 Years

Black Nylon Upholstery



Flip-Back Arms are Locking and Non-removable



SPECIFICATIONS, PRICING & PART NUMBERS:

Description	Width Between Arms	Weight Capacity	Footrest (Includes Heel Loops)		Legrest	
			ALCO Part No.	Price Each	ALCO Part No.	Price Each
18" Flip Back Desk Arm	18"	300 lbs.	AL-70035BK-DF	\$269	AL-70035BK-DL	\$279
20" Flip Back Desk Arm			AL-70036BK-DF	\$279	AL-70036BK-DL	\$289

Accessories

Anti-Fold Device	AL-885	\$22.95
Overhead Anti-Theft Device*	AL-63827	\$54.95
Pushbar 18" - 20"	AL-76487	\$29.95
Anti-Fold/Anti-Theft Bar	AL-67460	\$21.95
Collar Locks	AL-2231	\$2.95

*Requires additional screw hole before attaching

Additional Accessories Available.

See page 31



Classic™ 300E Removable Arm 18" & 20" Width x 16" Depth



Great For Long Term Care Facilities

SAFETY FIRST Removable & locking full arms for patient safety & easy transfer

300 lb. Capacity



Full Arm
AL-70040BK-FL

Frame

- ✓ Rust and chip resistant Black Silver Vein powder coating
- ✓ Single crossbar design
- ✓ Seat to floor height: 19-1/2" standard
- ✓ Sealed precision bearings on wheels, casters and journals
- ✓ Detachable dual wheeled Anti-Tippers (chair will not tip backwards) optional: **AL-78443 \$15.95 Pair**
- ✓ 8" x 1" Non-marking urethane, Black front wheels
- ✓ 24" x 1" Urethane rear wheel with composite handrims
- ✓ Push to lock brake
- ✓ Metal skirt guards
- ✓ Overall open width:
18" - 26", Folded width: 12"
20" - 28", Folded width: 12"

Upholstery

- ✓ Fire retardant double embossed, Black, vinyl upholstery
- ✓ Padded vinyl arm and calf pads are standard
- ✓ 16" seat depth: 19" Back height
- ✓ Threaded seat screw inserts minimize stripping from upholstery changes
- ✓ Chart pocket on back (Stenciling available—see page 30)

Legrest

- ✓ Steel ratchet bar to lock legrests securely in place
- ✓ Tool-free adjustable black aluminum footplate with push button lock to prevent twisting and falling off
- ✓ Tool Kit

Extended Warranty

Frame & Crossbraces:	Lifetime
Components:	5 Years



Features:



Caster Journal Gussets



Anti-Tippers Optional
AL-78443 \$15.95 Pair



Full Length Armrests



Desk Length Armrests



Lock Prevents Footplate Twisting



Optional Footrests w/Push Button Lock

SPECIFICATIONS, PRICING & PART NUMBERS:

Description	Width Between Arms	Weight Capacity	Footrest (Includes Heel Loops)		Legrest	
			ALCO Part No.	Price Each	ALCO Part No.	Price Each
18" Removable Desk Arm	18½"	300 lbs.	AL-70039BK-DF	\$169	AL-70039BK-DL	\$179
18" Removable Full Arm			AL-70039BK-FF		AL-70039BK-FL	
20" Removable Desk Arm	20½"	300 lbs.	AL-70040BK-DF	\$179	AL-70040BK-DL	\$189
20" Removable Full Arm			AL-70040BK-FF		AL-70040BK-FL	

Accessories

Anti-Fold Device	AL-885	\$22.95
Overhead Anti-Theft Device	AL-63827	\$54.95
I.V. Pole (fixed height)	AL-72293	\$79.95
Oxygen Holder (fixed height)	AL-72294	\$29.95
Oxygen/I.V. Combo	AL-72292	\$99.95
Pushbar 18" - 20"	AL-76487	\$29.95
Collar Locks	AL-2231	\$2.95

Additional Accessories Available.
See page 31





Classic™ 300 Recliner 20" Width x 17" Depth



Frame

- ✓ Infinite position recline goes from 90° to 140° with quick adjustable handles
- ✓ Detachable Anti-tippers (no wheels)
- ✓ 24" x 1" urethane rear wheel with composite handrims includes 7/16" (11mm) axle bolt
- ✓ 8" x 1" Non-marking urethane, Black front wheels
- ✓ Metal skirt guards
- ✓ Spreader bar
- ✓ Rust and chip resistant quadruple chrome plating process
- ✓ Overall open width: 28-1/2"
- ✓ Folded width 13"
- ✓ Desk arm only with long support for recline position
- ✓ Front caster journals include extra gusset

Upholstery

- ✓ Full back and head support is provided by 19" high back and 11-1/2" removable headrest
- ✓ Fire retardant, double embossed, Black, heavy-duty, vinyl upholstery
- ✓ Padded arm and calf pads are standard
- ✓ 17" seat depth: 21" back height
- ✓ Threaded seat screw inserts minimize stripping from upholstery changes
- ✓ Blue upholstery available: CALL for details
- ✓ Stenciling available—see page 30

Legrests

- ✓ Steel ratchet bar to lock legrests securely in place
- ✓ Tool-free, shiny aluminum footplate with push button lock to prevent twisting and falling off
- ✓ Tool Kit

Description	Width Between Arms	Weight Capacity	Legrest	
			ALCO Part No.	Wholesale Price
20" Removable Desk Arm	20 1/2"	300 lbs.	AL-70034BK-DL	\$359

Accessories

Collar Locks **AL-2231 \$2.95**



AL-70034BK-DL



Classic™ 300 Transport Chair 20" Width x 16" Depth



Frame

- ✓ Rust & chip resistant quadruple chrome plating process
- ✓ 8" x 1" Non-marking urethane, Black front and rear wheels
- ✓ Frame is light weight and durable
- ✓ Back folds down for easy storage and transport
- ✓ Weight: with Legrest 28 lbs / with Footrest 24 lbs
- ✓ Push to lock brake
- ✓ Overall open width: 22"
- ✓ Folded width 11"
- ✓ Front caster journals include extra gusset

Upholstery

- ✓ Seat belt for safety
- ✓ Black Nylon upholstery, fire retardant
- ✓ Vinyl armpads
- ✓ 15-1/2" seat depth: 18-3/4" back height

Front Riggings

- ✓ Legrest: Adjustable, tool-free, aluminum footplate
- ✓ Footrests: Aluminum footplate and heel loop

Extended Warranty

Frame & Crossbraces:	Lifetime
Components:	5 Years

Seat Belt Included



AL-70041BK-F



AL-70041BK-L

Description	Width Between Arms	Weight Capacity	Footrest (Includes Heel Loops)		Legrest	
			ALCO Part No.	Price Each	ALCO Part No.	Price Each
20" Chair	18"	300 lbs.	AL-70041BK-F	\$159	AL-70041BK-L	\$169

Accessories

Collar Locks

AL-2231 \$2.95

Overhead Anti-Theft Device

AL-63827 \$54.95

Classic™ 300E Fixed Arm 18" Width x 16" Depth



Great For Long Term Care

SAFETY FIRST full arms for patient safety & easy transfer



Full Arm
AL-58048

Frame

- ✓ Rust and chip resistant Black silver vein powder coating
- ✓ Single crossbar design
- ✓ Seat to floor height: 19-1/2"
- ✓ Sealed precision bearings on wheels, casters and journals
- ✓ Detachable dual wheeled anti-tippers (chair will not tip backwards)
Optional: **AL-78443 \$15.95 Pair**
- ✓ 8" x 1" front wheels
- ✓ 24" x 1" urethane rear wheel with composite handrim
- ✓ Metal skirtguards
- ✓ Overall open width: 25"
- ✓ Folded width 11"

Upholstery

- ✓ Fire retardant double embossed, Black, vinyl upholstery
- ✓ Padded vinyl arm and calf pads are standard
- ✓ 16" seat depth; 19" back height
- ✓ Threaded screw inserts minimize stripping from upholstery changes
- ✓ Chart pocket on back
- ✓ Stenciling available (see below)

Legrests

- ✓ Steel ratchet bar to lock legrests securely in place
- ✓ Tool-free adjustable black aluminum footplate with push button lock to prevent twisting and falling off
- ✓ Tool kit

Extended Warranty


Frame & Crossbraces:	Lifetime
Components:	5 Years

SPECIFICATIONS, PRICING & PART NUMBERS:

Description	Width Between Arms	Weight Capacity	Footrest (Includes Heel Loops)		Legrest	
			ALCO Part No.	Price Each	ALCO Part No.	Price Each
18" Chair	16"	300 lbs.	AL-58047	\$159	AL-58048	\$169



Caster Journal Gussets



Sideframe Reinforcing Bar

Vinyl Chart Bag

Fits 16"-24" Width Chairs



Vinyl Chart Bag

Specify color (see below)

AL-314 \$29.95

Economy Chart Bag, Black only, Laminated, Knitted Polyester HD Fabric

AL-314E-A3 \$22.95



Custom Silk Screening Available For Vinyl & Nylon Upholstery





Wheelchair Accessories

BUY 11 GET 1 FREE!

Fixed Height Safety I.V./O2 Holder



Anti-Theft



Great For Infusion Pumps!



- ✓ Accommodates I.V. Infusion Instruments and/or "D" or "E" Size Cylinders
- ✓ I.V. hooks are pointed away from I.V. pole to prevent I.V. bag from falling on patients
- ✓ 66-1/2" Fixed Height
- ✓ Fits 7/8" or 1" tubing
- ✓ Adjustable Bracket
- ✓ Anti-Theft

I.V./O2 Holder	AL-72292	\$99.95
I.V. only	AL-72293	\$79.95
Wheelchair Cylinder only	AL-72294	\$29.95

ALCO Ergonomic Pushbar



- ✓ One-hand operation
- ✓ 18 gauge black powder coated steel
- ✓ Includes set screw for Anti-theft
- ✓ Patent pending

Fits 18"-20"	AL-76487	\$29.95
Fits 22"-24"	AL-76488	\$29.95

ALCO Ergonomic Heavy-Duty Pushbar



Anti-Theft

- ✓ One-hand operation
- ✓ Safely secured with two easy-to-turn adjusting knobs
- ✓ Patent pending

18"-32"	AL-69303	\$79.95
---------	-----------------	----------------

Please Specify Width of Chair (distance from center to center of Handgrips)

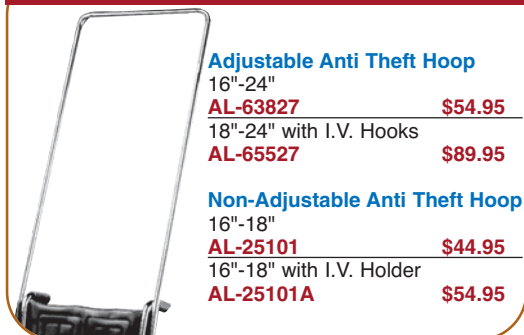
ROHO® HIGH PROFILE®



- ✓ Made of 4" interconnected air cells that provide an adjustable, low deformation, counter-pressure environment that assists in the healing of ischemic ulcers
- ✓ Appropriate for the high risk client. 24-month limited warranty
- ✓ Custom sizes available

Description	Cell Configuration (W x D)	ALCO Part No.	Price Each
Fits 14"-15" wide x 14"-15" depth	8 x 8	AL-50240	\$359.00
Fits 14"-15" wide x 16"-17" depth	8 x 9	AL-50241	\$359.00
Fits 16"-17" wide x 14"-15" depth	9 x 8	AL-50242	\$359.00
Fits 16"-17" wide x 16"-17" depth	9 x 9	AL-50243	\$359.00
Fits 16"-17" wide x 18"-19" depth	9 x 10	AL-50244	\$359.00
Fits 18"-19" wide x 16"-17" depth	10 x 9	AL-50245	\$359.00
Fits 18"-19" wide x 18"-19" depth	10 x 10	AL-50246	\$359.00

Anti-Theft Hoops



Adjustable Anti Theft Hoop 16"-24"	AL-63827	\$54.95
18"-24" with I.V. Hooks	AL-65527	\$89.95
Non-Adjustable Anti Theft Hoop 16"-18"	AL-25101	\$44.95
16"-18" with I.V. Holder	AL-25101A	\$54.95

Anti-Fold Bar • Anti Theft



Fits wheelchair with cross bar bolt 18"-20" wide	AL-45657	\$39.00
22"-24" wide	AL-45657A	\$39.00

Anti-Fold



AL-67460
AL-885
Clamps between rear uprights just below seat
AL-885 \$22.95 fits 7/8" tubing and adjusts from 14" to 24"
AL-67460 \$21.95 fits 7/8" tubing and adjusts from 14" to 24" — includes center clamp
AL-885A \$24.95 fits 1" tubing and adjusts from 16" to 24"

ES

6851 High Grove Blvd.
 Burr Ridge, IL 60527
 Phone: 800-323-4282
 Phone: 630-655-1900
 Fax: 800-950-1167
 Fax: 630-655-1990
 www.alcosales.com
 info@alcosales.com

Hours

Monday - Friday
 8:00 a.m. - 4:30 p.m.
 Central Time

©Copyright 2015-2016
 ALCO Sales & Service Co.
 Printed in U.S.A.

PRSR STD
 U.S. Postage Paid
 ALCO Sales
 & Service Co.

- Administrator
- Admitting Department
- Bio-Med or Clinical Eng.
- Central Supply - SPD
- Emergency Room
- Hemodialysis Dept.
- Housekeeping
- Maintenance/Engineering
- Materials Management
- Nursing Dept. Director
- Occupational Therapy
- OR/Recovery
- Patient Transportation
- Physical Therapy
- Purchasing Dept.
- Receiving
- Risk Management
- Supply Product Distribution

2015-2016 ALCO's Classic Line Catalog - E3

PLEASE FORWARD TO PROPER PERSON

PRICES AND SPECIFICATIONS SUBJECT TO CHANGE WITHOUT NOTIFICATION - PRICES BASED ON U.S. CURRENCY - PLUS FREIGHT OR FREE PICK-UP AT OUR BURR RIDGE, IL LOCATION

Footrests

Universal

Fits most wheelchairs
 (ALCO Classic, Medline, Invacare, E&J & Drive)

Bariatric

Heel loops included!

- 1-3/8" spacing
- XL metal footplate

AL-79730 \$69.00 pair

Universal

Fits most wheelchairs
 (ALCO Classic, Medline, Invacare, E&J & Drive)

Heel loops included!

- 1-3/8" spacing
- Metal or Plastic footplate

Chrome **AL-70043 \$39.00 pair**
 Black **AL-78482 \$39.00 pair**
 Plastic **AL-65463 \$39.00 pair**

Everest & Jennings[®]

Buy 11 FREE Get 1

- 2-1/8" spacing
- Metal footplate

AL-64427 \$69.00 pair

Everest & Jennings[®]

- 3" spacing
- Metal footplate

AL-64426 \$59.00 pair

Legrests

Universal

Fits most wheelchairs
 (ALCO Classic, Medline, Invacare, E&J & Drive)

Bariatric

- 1-3/8" spacing
- XL metal footplate
- Black calf pad

AL-79729 \$129.00 pair

Universal

Fits most wheelchairs
 (ALCO Classic, Medline, Invacare, E&J & Drive)

- 1-3/8" spacing
- Metal footplate (Chrome or Black)
- Black calf pad

Chrome **AL-70044 \$69.00 pair**
 Black **AL-78480 \$69.00 pair**

Everest & Jennings[®]

Choice of color calf pads!

- 2-1/8" spacing
- Metal footplate
- Colored calf pad

AL-64419 \$159.00 pair

Everest & Jennings[®]

- 3" spacing
- Metal footplate
- Colored calf pad

AL-64417 \$114.00 pair