

April-June 2016



New Publication Announcement

lww.com/catalogs



April-June 2016



Koneman's Color Atlas and Textbook of Diagnostic Microbiology, Seventh Edition


By Gary W. Procop, MD, MS *et al.*

Now in striking full color, this Seventh Edition of Koneman's gold standard text presents all the principles and practices readers need for a solid grounding in all aspects of clinical microbiology—bacteriology, mycology, parasitology, and virology.

Comprehensive, easy-to-understand, and filled with high quality images, the book covers cell and structure identification in more depth than any other book available.

NEW to this Edition:

- **A NEW full-color design** clarifies important concepts and engages students.
- **Updated and expanded coverage of the mycology and molecular chapters** reflect the latest advances in the field.
- **NEW clinical scenarios** demonstrate key applications of microbiology in the real world.
- **Additional high quality images** enhance visual understanding.



North American Edition / Hardbound / ISBN: 978-1-4511-1659-5 / (\$133.99(t) / £N/A / €N/A)
USA, Canada, Australia, New Zealand, Puerto Rico & US Virgin Islands (St. Thomas & St. Croix)

International Edition / Hardbound / ISBN: 978-1-4511-8935-3 / (\$133.99(t) / £N/A / €N/A) World ex.
USA, Canada, Australia, New Zealand, Puerto Rico & US Virgin Islands (St. Thomas & St. Croix)

Approx. 1,560 / Approx. 1,000 Illus. / 8.375 x 10.875 / February 2016

April-June 2016



Wolters Kluwer

The 5-Minute Clinical Consult 2017, 25th Edition

By Frank J. Domino, MD *et al.*

The **5-Minute Clinical Consult** is a practical and useful resource for primary care clinicians, as well as those in family medicine, emergency medicine, nursing, and pediatrics. Using a three-column, bulleted format, the print edition provides access to...



- Succinct information on more than 570 commonly encountered diseases and disorders and 110 treatment and diagnostic algorithms (20 are new!)
- ICD-10 codes
- Evidence-based medicine content, fully updated and easily accessible for quick reference.
- Accurate drug dosing information carefully reviewed by a PharmD

The **5-Minute Clinical Consult Premium 2017** includes Print Edition + 1-Year Enhanced Online Access to MORE content at 5MinuteConsult.com!

The **5-Minute Clinical Consult Standard 2017** includes Print Edition + Free Trial Access to 5MinuteConsult.com.

5MinuteConsult.com is a quicker, more valuable, evidence-based, online workflow tool easily integrated at the point of care. 5MinuteConsult.com provides online-exclusive content, including:

- Differential diagnosis support from an expanded collection of algorithms
- Current evidence-based designations highlighted in each topic
- 570+ commonly encountered diseases in print, with an additional 1,400 online topics
- Thousands of images to help support visual diagnosis of all conditions
- Video library of procedures, treatment, and physical therapy
- A-to-Z Drug Database from Facts & Comparisons®
- Laboratory test interpretation from Wallach's Interpretation of Diagnostic Tests
- More than 3,000 patient handouts in English and Spanish
- ICD-10 codes, DSM-5 criteria, and SNOMED codes
- Quick-access link to the U.S. Preventive Services Task Force calculator
- Point-of-care CME/CE: .5 credits while you search the site to find the best treatment for your patients. This activity has been reviewed and is acceptable for up to 20 prescribed credits by the AAFP and the ANCC.



Premium Edition: Hardbound / ISBN: 978-1-4963-3997-3 / (\$199.99 / £135.00(t) / €162.00(t)) Worldwide

Standard Edition: Hardbound / ISBN: 978-1-4963-3996-6 / (\$99.99 / £67.00(t) / €80.00(t)) Worldwide

Approx. 1,392 pp. / 8.375 x 10.875 / May 2016

TABLE OF CONTENTS

Order Placement	iv
Returns Policy - Contact	iv
Translation Rights Representatives.	v
Co-Publishing Representatives.	v
US Catalogue & Special Sales Customers	v
Representatives.	vi-viii
International Editions.	viii
Product Details	viii
Bagheri, Wajda, Calvo, and Durrani, The Wills Eye Manual, Office and Emergency Room Diagnosis and Treatment of Eye Disease, Seventh Edition, 978-1-4963-1883-1	13
Bammer, MR & CT Perfusion Imaging: Clinical Applications and Theoretical Principles, 978-1-4511-4715-5.	18
Berg, Anesthesia Review, Blasting the Boards, 978-1-4963-1795-7.	2
Billings, Lippincott Q&A Review for NCLEX-RN®, Twelfth Edition, 978-1-4698-8661-9	31
Carpenito, Handbook of Nursing Diagnosis, Fifteenth Edition, International Edition, 978-1-4963-5369-6.	25
Carpenito, Handbook of Nursing Diagnosis, Fifteenth Edition, North American Edition, 978-1-4963-3839-6.	25
Carpenito, Nursing Diagnosis, Application to Clinical Practice, Fifteenth Edition, International Edition, 978-1-4963-4494-6	24
Carpenito, Nursing Diagnosis, Application to Clinical Practice, Fifteenth Edition, North American Edition, 978-1-4963-3841-9	24
Cashen, Hematology and Oncology Subspecialty Consult, Fourth Edition, Lippincott Manual Series (Formerly known as the Spiral Manual Series), 978-1-4963-2808-3	5
Cox-Davenport, Lippincott Fast Facts for NCLEX-RN®, Second Edition, 978-1-4963-2536-5	33
DeVita , Colon and Other Gastrointestinal Cancers, Cancer: Principles & Practice of Oncology, Tenth Edition, 978-1-4963-3396-4	9
DeVita, Cancer of the Breast, Cancer: Principles & Practice of Oncology, Tenth Edition, 978-1-4963-3398-8.	8
DeVita, Prostate and Other Genitourinary Cancers, Cancer: Principles & Practice of Oncology, Tenth Edition, 978-1-4963-3397-1.	10

TABLE OF CONTENTS (continued)

Domino, The 5-Minute Clinical Consult 2017, Twenty Fifth Edition, 978-1-4963-3996-6	3
Domino, The 5-Minute Clinical Consult Premium 2017, Twenty Fifth Edition, 978-1-4963-3997-3.	4
Fadem, BRS Behavioral Science, Seventh Edition, Board Review Series, 978-1-4963-1047-7	7
Fondahn, Washington Manual of Patient Safety and Quality Improvement, Lippincott Manual Series (Formerly known as the Spiral Manual Series), 978-1-4511-9355-8.	6
Garcia-Larrea, Pain and the Conscious Brain, 978-1-4963-3362-9	14
Gehrig, Fundamentals of Periodontal Instrumentation and Advanced Root Instrumentation, Eighth Edition, 978-1-4963-2020-9	35
Grover, Master Techniques in Surgery: Cardiac Surgery, Master Techniques in Surgery Series, 978-1-4511-9353-4.	23
Hsu, Gastrointestinal Imaging: A Core Review, 978-1-4963-0718-7	19
Kandarpa, Handbook of Interventional Radiologic Procedures, 978-1-4963-0207-6	20
Kennedy, Intrapartum Management Modules, Fifth Edition, 978-1-4511-9463-0	30
Khan, Khan's Treatment Planning in Radiation Oncology, 978-1-4698-8997-9	11
Khleif, Skeel's Handbook of Cancer Therapy, Ninth Edition, 978-1-4963-0555-8.	12
Langlais, Color Atlas of Common Oral Diseases, Fifth Edition, 978-1-4963-3208-0.	36
Nissman, Emergency and Trauma Radiology: A Teaching File, LWW Teaching File Series, 978-1-4698-9948-0.	21
Procop, Koneman's Color Atlas and Textbook of Diagnostic Microbiology, Seventh Edition, International Edition, 978-1-4511-8935-3.	37
Procop, Koneman's Color Atlas and Textbook of Diagnostic Microbiology, Seventh Edition, North American Edition, 978-1-4511-1659-5	37
Rupert, Lippincott NCLEX-RN® Alternate-Format Questions, Sixth Edition, 978-1-4963-2531-0	34
Singh, Gastrointestinal Imaging: The Essentials, Essentials Series, 978-1-4963-0719-4.	22
Sluka, Mechanisms and Management of Pain for the Physical Therapist, Second Edition, 978-1-4963-4323-9.	15
Waldman, Waldman's Atlas of Diagnostic Ultrasound of Painful Foot and Ankle Conditions, 978-1-4963-4546-2.	16
Waldman, Waldman's Comprehensive Atlas of Diagnostic Ultrasound of Painful Conditions, 978-1-4963-0289-2.	17
Wolters Kluwer, Nursing2017 Drug Handbook, 978-1-4963-2255-5	29

TABLE OF CONTENTS (continued)

Wolters Kluwer, Nursing2017 Drug Handbook, Canadian Edition, 978-1-4963-3980-5	28
Wolters Kluwer, Pathophysiology Made Incredibly Visual, Third Edition, Incredibly Easy! Series®, 978-1-4963-2167-1.	27
Yao, Yao & Artusio's Anesthesiology, Problem-Oriented Patient Management, Eighth Edition, 978-1-4963-1170-2.	1
Spanish Language Titles	38
Order Form	Center Insert

***The Washington Manual®** is a registered mark belonging to Washington University in St. Louis to which international legal protection applies. The mark is used in this publication by Wolters Kluwer under license from Washington University.

ORDER PLACEMENT

EUROPE

Wolters Kluwer
NBN International
tel: 44 (0)1752 202 301
fax: 44 (0)1752 202 331
email: lw.orders@nbninternational.com

AUSTRALIA/NEW ZEALAND

Lippincott Williams & Wilkins Pty Ltd
tel: 612 9857 1313
fax: 612 9857 1304
email: LWWcustservANZ@wolterskluwer.com

JAPAN

Wolters Kluwer Japan
Toshiya Murayama
tel: +81-3-5427-1969
fax: +81-3-3451-2025
email: Toshiya.Murayama@wolterskluwer.com

INDIA, NEPAL, SRI LANKA, BANGLADESH, PAKISTAN

Wolters Kluwer India
Priya Francis
tel: 91-124-4960922
fax: 91-124-4960888
email: Priya.Francis@wolterskluwer.com

NORTH ASIA

Lilian Tsai
tel: 886-2-2391-4336
mob: 886-915-399-075
fax: 886-2-2391-4323
email: Lilian.Tsai@wolterskluwer.com

SOUTH EAST ASIA

Kit Mei Wong
tel: 65 6211 3911
mob: 65 8128 7781
email: kitmei.wong@wolterskluwer.com

MEXICO, CENTRAL AND SOUTH AMERICA

Wolters Kluwer P&E Mexico, S.A. de C.V.
Ejercito Nacional No. 404 Of 801
Polanco V Sección. à
11560, Miguel Hidalgo
Mexico, D.F.
tel: +52 55 56633369
email: consultas@wolterskluwer.com

RETURNS POLICY - CONTACT

EUROPE

Wolters Kluwer
NBN International
Airport Business Centre
10 Thornbury Road
Plymouth PL6 7PP
United Kingdom

AUSTRALIA/NEW ZEALAND

Wolters Kluwer
Level 2, 101 Waterloo Road
North Ryde NSW 2113
Australia

JAPAN

Wolters Kluwer Japan
5th Floor, Forecast Mita
1-3-31 Mita, Minato-Ku
Tokyo 108-0073
Japan

ALL OTHER REGIONS

Wolters Kluwer
16522 Hunters Green Parkway
Hagerstown, MD 21742
USA

TRANSLATION RIGHTS REPRESENTATIVES

SHASHANK TIWARI

Foreign Rights Manager
email: Shashank.Tiwari@wolterskluwer.com
Arabic Bulgarian
Croatian Czech
Danish Dari
Dutch Farsi
French Georgian
Hebrew Hungarian
Indonesian Italian
Lithuanian Pashto
Spanish Swedish
Thai Ukrainian
Vietnamese

PATRICIA CALLAHAN

Senior Foreign Rights Manager
email: Pat.Callahan@wolterskluwer.com
Albanian German
Greek Japanese
Macedonian Polish
Portuguese Romanian
Russian Serbian
Turkish

LINDA ALBIN

Rights Manager
email: linda.albin@wolterskluwer.com
South America, Europe (Except Italy), Middle East

TIANTIAN YANG

Rights Manager
email: tiantian.yang@wolterskluwer.com
Mainland China (Simplified Chinese)

PENELOPE (PENNY) CHEN

Rights Executive
email: penelope.chen@wolterskluwer.com
Taiwan (Traditional Chinese), South Korea, Thailand, Vietnam

SHASHANK TIWARI

Rights Executive
email: shashank.tiwari@wolterskluwer.com
Japan, India, rest of Asia (not covered by Penny), Italy

CO-PUBLISHING REPRESENTATIVES

KELLEY SQUAZZO

kelley.squazzo@wolterskluwer.com
Australia & New Zealand

DR. CARLOS MENDOZA

tel: +52 (55) 566-33369 ext. 105
mob: +52 1 (55) 5401-4871
email: carlos.mendoza@wolterskluwer.com
Spanish

US CATALOGUE & SPECIAL SALES CUSTOMERS

PEGGY MILLER

Wolters Kluwer
Associate Director, Corporate and Special Sales
tel: 410-528-4379
email: Peggy.Miller@wolterskluwer.com

REPRESENTATIVES

AUSTRALIA & NEW ZEALAND

New South Wales, Australian Capital Territory
(A.C.T.), Queensland & New Zealand

Gavin Crawford

tel: +61 2 9568 5995

mob: +61 452 473 989

email: Gavin.Crawford@wolterskluwer.com

Victoria, South Australia, Western Australia,
Tasmania and Northern Territory

Deni Mudigdo

mob: +61 458 269 381

email: Deni.Mudigdo@wolterskluwer.com

Donna Smith

Book Sales Channel Manager

Australia & New Zealand

tel: +61 2 9857 1553

mob: +61 402 425 834

donna.smith@wolterskluwer.com

IRELAND

Brookside Publishing Services Ltd

tel: +353 1 2784225

mob: +353 86 2252380

email: sales@brookside.ie

GREAT BRITAIN

Ashley Rees

Account Manager

North England, North Wales, Scotland

4 Bank Top Road, Brecks, Rotherham, S65 3DY

tel: +44 (0) 77 3819 0367

ashley.rees@wolterskluwer.com

Julia Frost

Account Manager, South England, South Wales

88 Brunel Road, Maidenhead, Berkshire, SL6 2RT

tel: +44 (0) 24 7645 1314

mob: +44 (0) 77 9001 7130

julia.frost@wolterskluwer.com

NETHERLANDS, BELGIUM, LUXEMBOURG

Frans Janssen, Netwerk Book Agency

tel: +31 10 4613868

fax: +31 10 4614645

email: info@netwerkaba.com

GERMANY, AUSTRIA, SWITZERLAND

Hans David

tel: +49 (0) 9195 4142

fax: +49 (0) 9195 939 000 9

email: Hans.David@wolterskluwer.com

EASTERN EUROPE

Jacek Lewinson

tel/fax: +48 226283956

mob: +48 502603290

email: Jacek@jaceklewinson.com

SPAIN

Pablo Blanco

tel: +34 91 602 00 00 office

mob: +34 676 709 286 mobile

email: pablo.blanco@wolterskluwer.com

DENMARK, FINLAND, ICELAND, NORWAY, SWEDEN

Ben Greig, Colin Flint Ltd

tel: +44 (0) 1223 565 052

fax: +44 (0) 1223 565 052

email: Ben.Greig@dia1.pipex.com

MIDDLE EAST, MALTA, CYPRUS, TURKEY, NORTHERN AFRICA, ISRAEL

IPR

tel: +357 22 872 355

fax: +357 22 872 359

email: iprschl@spidernet.com.cy

SOUTHERN AFRICA

Jill Watson

tel: +27 (0) 11 964 1144

fax: +27 (0) 11 964 3196

mob: 27 (0) 82 30 86 07

email: sales@watsonmarketing.co.za

REPRESENTATIVES (continued)

NIGERIA

Femi Anulopo
Rombic Concepts Ltd.
tel: +234(0)8033280593
email: ceo@rombicconcepts.com

GHANA

Gibrine Adam
EPP Book Services
tel: +233 302 784849
email: Gibrine.adam@epplibooks.com

REST OF AFRICA

Amos Bampisaki
tel +44 256 772 927 256
email: abampisaki@yahoo.co.uk

NORTH & EAST INDIA, BANGLADESH, PAKISTAN

Ritesh Bhutani
tel: +91 98187 99887
fax: +91-124-4960888
email: Ritesh.Bhutani@wolterskluwer.com

TAMILNADU, KERALA, KARNATAKA

A. Maran
tel: +91 98411 06666
email: a.maran@wolterskluwer.com

WEST INDIA, ANDHRA PRADESH & NEPAL

Ajay Mishra
tel: +91 9810853934
email: ajay.mishra@wolterskluwer.com

JAPAN

Toshiya Murayama
tel: +81-3-5427-1969
fax: +81-3-3451-2025
email: Toshiya.Murayama@wolterskluwer.com

BRUNEI

Kit Mei Wong
tel: 65 6211 3911
mob: 65 8128 7781
email: kitmei.wong@wolterskluwer.com

CHINA

Allen Song
tel: +86-10-5863-7807
mob: +86-1391-175-9821
fax: +86-10-5863-7997
email: allen.song@wolterskluwer.com

HONG KONG, TAIWAN

Lilian Tsai
tel: 886-2-2391-4336
mob: 886-915-399-075
fax: 886-2-2391-4323
email: Lilian.Tsai@wolterskluwer.com

KOREA

Kyung-Han Chung
tel: +82 2 2138 7779
mob: +82 10 2299 0975
fax: +82 2 6968 1700
email: Chung.Kyung-Han@wolterskluwer.com

PHILIPPINES, GUAM, SAIPAN, PALAU

Tony Sagun and Alda Sagun
tel: 632-660-8430 / 632-660-5480
fax: 632-660-0342
email: lwwagent@pltdsl.net

SINGAPORE, MALAYSIA, INDONESIA

PC Tham
tel: 65 9363 7838
fax: 65 6472 5977
email: pctham@pcipublisher.com

THAILAND, VIETNAM

Supanee U-Prapruit
tel: +66 02 643 0049
fax: +66 02 246 2097
email: Supanee.Uprapruit@wolterskluwer.com

REPRESENTATIVES (continued)

MEXICO, CENTRAL AMERICA

Juan Carlos Garcia
tel: (+52) 5556633373 ext. 103
mob. (+52) 1 55 4530 12 74
email: juancarlos.garcia@wolterskluwer.com

BRAZIL

Juan Carlos Garcia
tel: (+52) 5556633373 ext. 103
mob. (+52) 1 55 4530 12 74
email: juancarlos.garcia@wolterskluwer.com

ARGENTINA, CHILE, URUGUAY, PARAGUAY

Juan Carlos Garcia
tel: (+52) 5556633373 ext. 103
mob. (+52) 1 55 4530 12 74
email: juancarlos.garcia@wolterskluwer.com

REST OF SOUTH AMERICA

Juan Carlos Garcia
Tel: (+52) 5556633373 ext. 103
Mob. (+52) 1 55 4530 12 74
email: juancarlos.garcia@wolterskluwer.com

INTERNATIONAL EDITIONS

Not authorised for sale in the US, Canada, Australia, New Zealand, Puerto Rico, or US Virgin Islands (St. Thomas, St. Croix, St. John)

Notice to Booksellers and Wholesalers


International Editions are produced alongside the equivalent North American titles and are available exclusively outside the US, Canada, Australia, New Zealand, Puerto Rico, and US Virgin Islands (St. Thomas, St. Croix, St. John). This restriction benefits customers in regional markets by allowing us to set list prices appropriate to local needs without compromising the quality of the books.

Restrictions have not been placed on the North American Editions, meaning if you still have these in stock, **you can continue to sell them**. However, all new orders will be fulfilled with International Editions. **Customers outside of the US, Canada, Australia, New Zealand, Puerto Rico, and US Virgin Islands (St. Thomas, St. Croix, St. John) should direct their orders exclusively to the International Edition ISBNs.**

*International Editions should not be confused with local adaptations where the content is fully revised to meet the needs of the market (e.g. the UK published Made Incredibly Easy! series). All locally adapted titles feature in this catalog.

PRODUCT DETAILS

We make every effort to ensure that the contents of this catalog are correct at time of publication. However, it is occasionally necessary to make changes to a product's price, bibliographic details and publication date without prior notice. All stock is subject to availability, and all prices, bibliographic details and publication dates are liable to change without prior notice.



Yao & Artusio's Anesthesiology Problem-Oriented Patient Management Eighth Edition

By Fun-Sun F. Yao, MD

DESCRIPTION

This bestselling text remains the study and review reference of choice for both residents and practicing anesthesiologists. Ideal for orals and continuing education preparation, **Yao & Artusio's Anesthesiology, Eighth Edition**, uses a practical question-and-answer format to present more than 60 real-world cases, guiding you logically through the process of identifying effective options for patient care. Discussion of each case follows the questions, helping you understand the key knowledge needed for today's surgical anesthesia and individualized patient management.

FEATURES

- ▶ **Real-world cases** cover the most critical anesthetic problems and incorporate questions commonly encountered on the wards, making this text **excellent preparation for orals**.
- ▶ Each chapter begins with a **brief case presentation, followed by essential questions** on medical disease and differential diagnosis, preoperative evaluation and preparation, intraoperative management, and postoperative management.
- ▶ **Case discussion sections** include updated references for further study and clarification.
- ▶ **New chapters** cover Ventricular Assist Devices, Tonsillectomy and Adenoidectomy Mechanical Circulatory support and bleeding tonsils.
- ▶ **Problem-based approach** emphasizes critical thinking, collaborative decision making, and problem-solving skills.
- ▶ Experts from Weill Cornell Medical College - New York Presbyterian Hospital and other renowned institutions contribute their knowledge and expertise to this 8th Edition.


Now with the print edition, enjoy the bundled interactive eBook edition, which can be downloaded to your tablet and smartphone or accessed online and includes features like:

Complete content with enhanced navigation

- ▶ **Powerful search tools and smart navigation cross-links** that pull results from content in the book, your notes, and even the web
- ▶ **Cross-linked pages, references, and more** for easy navigation
- ▶ **Highlighting tool** for easier reference of key content throughout the text
- ▶ Ability to **take and share notes** with friends and colleagues
- ▶ **Quick reference tabbing** to save your favorite content for future use

Note to Booksellers: The previous edition published in October, 2011. (ISBN: 978-1-4511-0265-9)

Hardbound / ISBN: 978-1-4963-1170-2 / (US\$134.99 / £90.00(t) / €108.00(t)) Worldwide
 Approx. 1,248 pp. / Approx. 191 Illus. / 90 in Full Color / Approx. 100 Tables / 8.375 x 10.875 /
 April 2016



Anesthesia Review Blasting the Boards

By Sheri M. Berg, MD; Edward A Bittner, MD, PhD; Kevin H. Zhao, MD

DESCRIPTION

Prepare for success on in-training, certifying, and recertification exams! **Anesthesia Review: Blasting the Boards** is a high-yield study guide designed to maximize your study time and help you ace the written boards. A full-color, outline format

features bulleted lists and numerous diagrams to facilitate quick memorization and information retrieval. It's an ideal review resource for residents, CRNAs preparing for certification, and practitioners who need to recertify.

FEATURES

- ▶ **22 succinct chapters cover the five content areas tested** – basic sciences, clinical sciences, organ-based basic and clinical sciences, clinical subspecialties, and special problems or issues in anesthesiology.
- ▶ Content is presented in high-yield, digestible chunks using a **full-color, outline format**.
- ▶ **Anesthesiology keywords** are highlighted for quick memorization and retrieval.
- ▶ **Recently identified knowledge gaps** are addressed in each chapter.
- ▶ Every chapter concludes with five or more **multiple choice questions and explanations**.


Now with the print edition, enjoy the bundled **interactive eBook edition**, which can be downloaded to your **tablet and smartphone or accessed online** and includes features like:

Complete content with enhanced navigation

- ▶ **Powerful search tools and smart navigation cross-links** that pull results from content in the book, your notes, and even the web
- ▶ **Cross-linked pages, references, and more** for easy navigation
- ▶ **Highlighting tool** for easier reference of key content throughout the text
- ▶ Ability to **take and share notes** with friends and colleagues
- ▶ **Quick reference tabbing** to save your favorite content for future use

Softbound / ISBN: 978-1-4963-1795-7 / (US\$79.99 / £47.00(t) / €56.00(t)) Worldwide

Approx. 304 pp. / Approx. 69 Illus. / 54 in Full Color / 7 x 10 / April 2016



The 5-Minute Clinical Consult 2017 Twenty-Fifth Edition

By **Frank Domino, MD**; **Robert Baldor, MD**; **Jeremy Golding, MD** and **Mark B. Stephens, MD, MS, FAAFP**, *Professor and Chair Department of Family Medicine Uniformed Services University of the Health Sciences Bethesda, MD*

DESCRIPTION

Make quick and accurate diagnoses and treatment decisions at the point of care with this bestselling guide! **The 5-Minute Clinical Consult Standard 2017** is a practical and useful resource for primary care clinicians, as well as those in family medicine, emergency medicine, nursing, and pediatrics. Using a three-column, bulleted format, the print edition provides rapid access to diagnosis, treatment, medications, follow-up, and associated factors for more than 570 diseases and conditions, plus over 110 diagnostic and therapeutic algorithms.

The 5-Minute Clinical Consult Standard 2017, 25th Edition, includes:

- ▶ Succinct information on more than 570 commonly encountered diseases and disorders and 110 treatment and diagnostic algorithms (20 are new!)
- ▶ ICD-10 codes
- ▶ Evidence-based medicine content, fully updated and easily accessible for quick reference.
- ▶ Accurate drug dosing information carefully reviewed by a PharmD

Written by esteemed internal medicine and family medicine practitioners and published by the leading publisher in medical content, **The 5-Minute Clinical Consult Standard 2017, 25th Edition** includes a **Free Trial to 5MinuteConsult.com**

5MinuteConsult.com is a quicker, more valuable, evidence-based, online workflow tool easily integrated at the point of care. 5MinuteConsult.com provides online-exclusive content, including:


- ▶ Differential diagnosis support from an expanded collection of algorithms
- ▶ Current evidence-based designations highlighted in each topic
- ▶ 570+ commonly encountered diseases in print, with an additional 1,400 online topics, including content from The 5-Minute Pediatric Consult and Rosen & Barkin's 5-Minute Emergency Medicine Consult
- ▶ Thousands of images to help support visual diagnosis of all conditions
- ▶ Video library of procedures, treatment, and physical therapy
- ▶ A-to-Z Drug Database from Facts & Comparisons®
- ▶ Laboratory test interpretation from Wallach's Interpretation of Diagnostic Tests
- ▶ More than 3,000 patient handouts in English and Spanish
- ▶ ICD-10 codes, DSM-5 criteria, and SNOMED codes
- ▶ Quick-access link to the U.S. Preventive Services Task Force calculator
- ▶ Point-of-care CME/CE: .5 credits while you search the site to find the best treatment for your patients. This activity has been reviewed and is acceptable for up to 20 prescribed credits by the AAFP and the ANCC

Consider a subscription to 5MinuteConsult.com, available for 1 year with the purchase of **The 5-Minute Clinical Consult Premium 2017: 1-Year Enhanced Online Access + Print, 25th Edition** or an online-only subscription, available at www.5MinuteConsult.com.

Note to Booksellers: The previous edition published in May, 2015 (ISBN: 978-1-4963-0863-4)

Hardbound / ISBN: 978-1-4963-3996-6 / (US\$99.99 / £67.00(t) / €80.00(t)) Worldwide

Approx. 1,392 pp. / 8.375 x 10.875 / May 2016



The 5-Minute Clinical Consult Premium 2017 Twenty-Fifth Edition

By **Frank J. Domino, MD**, Professor, Pre-doctoral Education Director, Department of Family Medicine and Community Health, The University of Massachusetts Medical School, Worcester, MA

DESCRIPTION

Premium edition includes one-year access to MORE content online at 5MinuteConsult.com!

Make quick and accurate diagnoses and treatment decisions at the point of care with this bestselling guide! **The 5-Minute Clinical Consult Premium 2017** is a practical and useful resource for primary care clinicians, as well as those in family medicine, emergency medicine, nursing, and pediatrics. Using a three-column, bulleted format, the print

edition provides rapid access to diagnosis, treatment, medications, follow-up, and associated factors for more than 570 diseases and conditions, plus over 110 diagnostic and therapeutic algorithms.

The 5-Minute Clinical Consult Premium 2017, 25th Edition, includes a desk copy with:

- ▶ Succinct information on more than 570 commonly encountered diseases and disorders and 110 treatment and diagnostic algorithms (20 are new!)
- ▶ ICD-10 codes
- ▶ Evidence-based medicine content, fully updated and easily accessible for quick reference.
- ▶ Accurate drug dosing information carefully reviewed by a PharmD

Written by esteemed internal medicine and family medicine practitioners and published by the leading publisher in medical content, **The 5-Minute Clinical Consult Premium 2017: 1-Year Enhanced Online Access + Print, 25th Edition includes 1-year access to 5MinuteConsult.com.**

5MinuteConsult.com is a quicker, more valuable, evidence-based, online workflow tool easily integrated at the point of care. 5MinuteConsult.com provides online-exclusive content, including:


- ▶ Differential diagnosis support from an expanded collection of algorithms
- ▶ Current evidence-based designations highlighted in each topic
- ▶ 570+ commonly encountered diseases in print, with an additional 1,400 online topics, including content from The 5-Minute Pediatric Consult and Rosen & Barkin's 5-Minute Emergency Medicine Consult
- ▶ Thousands of images to help support visual diagnosis of all conditions
- ▶ Video library of procedures, treatment, and physical therapy
- ▶ A-to-Z Drug Database from Facts & Comparisons®
- ▶ Laboratory test interpretation from Wallach's Interpretation of Diagnostic Tests
- ▶ More than 3,000 patient handouts in English and Spanish
- ▶ ICD-10 codes and DSM-5 criteria; additionally, SNOMED codes are available online
- ▶ Quick-access link to the U.S. Preventive Services Task Force calculator
- ▶ Point-of-care CME/CE: .5 credits while you search the site to find the best treatment for your patients. This activity has been reviewed and is acceptable for up to 20 prescribed credits by the AAFP and the ANCC

The 5-Minute Clinical Consult Premium 2017 provides the luxury of a traditional print product and delivers quick access to the continually updated online content – an ideal resource when you're treating patients.

Note to Booksellers: The previous edition published in May, 2015. (ISBN: 978-1-4963-0848-1)

Hardbound / ISBN: 978-1-4963-3997-3 / (US\$199.99 / £135.00(t) / €162.00(t)) Worldwide

Approx. 1392 pp. / 8.375 x 10.875 / May 2016



Hematology and Oncology Subspecialty Consult

Fourth Edition

Lippincott Manual Series

(Formerly known as the Spiral Manual Series)

By **Amanda Cashen, MD**, Assistant Professor of Medicine, Division of Leukemia and Stem Cell Transplantation, Washington University School of Medicine, St. Louis, MO and **Brian Van Tine**, Assistant Professor of Medicine, Division of Hematology/Oncology, Washington University School of Medicine, St. Louis, MO

DESCRIPTION

Concise, portable, and user-friendly, **The Washington Manual Hematology and Oncology Subspecialty Consult, Fourth Edition**, provides quick access to the essential information needed to evaluate a patient on a subspecialty consult service. This edition offers state-of-the-art content,

including coverage of new anti-cancer drugs and new biomarkers and therapeutic targets. Ideal for fellows, residents, and medical students rotating on hematology and oncology subspecialty services, the manual is also useful as a first-line resource for internists and other primary care providers.

FEATURES

- ▶ **Thoroughly revised** to include new standards in the treatment of malignancies and hematologic disorders, mechanisms of action of new therapeutic agents, and the current use of molecular prognostic factors.
- ▶ A **new chapter on immunotherapy** reviews approved and potentially approved new therapies that help you improve clinical outcomes for your patients.
- ▶ A **reorganized, consistent format throughout** ensures that you can find what you need quickly and easily.
- ▶ **Comprehensive coverage** addresses all areas of hematology and oncology.
- ▶ Symptoms, signs, and problems encountered in daily practice are presented in a **quick-reference bulleted format**.
- ▶ **Updated references** are provided for readers who would like additional information on a particular topic.
- ▶ Written by fellows and junior faculty from the Washington University School of Medicine in St. Louis.

Now with the print edition, enjoy the bundled **interactive eBook edition**, which can be downloaded to your tablet and smartphone or accessed online and includes features like:

- ▶ **Complete content with enhanced navigation**
- ▶ **Powerful search tools and smart navigation cross-links** that pull results from content in the book, your notes, and even the web
- ▶ **Cross-linked pages, references, and more** for easy navigation
- ▶ **Highlighting tool** for easier reference of key content throughout the text
- ▶ Ability to **take and share notes** with friends and colleagues
- ▶ **Quick reference tabbing** to save your favorite content for future use

The Washington Manual® is a registered mark belonging to Washington University in St. Louis to which international legal protection applies. The mark is used in this publication by LWW under license from Washington University

Note to Booksellers: The previous edition published in March, 2012. (ISBN: 978-1-4511-1424-9)

Softbound / ISBN: 978-1-4963-2808-3 / (US\$59.99 / £40.00(t) / €48.00(t)) Worldwide

Approx. 504 pp. / Approx. 5 Illus. / Approx. 50 2-Color Illus. / 5 x 8 / May 2016



Washington Manual of Patient Safety and Quality Improvement

Lippincott Manual Series

(Formerly known as the Spiral Manual Series)

Editors **Emily Fondahn, MD**, Assistant Professor of Medicine, Associate Program Director, Internal Medicine Residency, BJH Patient Safety and Quality Physician Liaison, Division of Medical Education, Washington University School of Medicine, St. Louis, MO; **Michael Lane, MD, MPH**, Assistant Professor of Medicine, Division of Infectious Diseases, Washington University School of Medicine, Outcomes Physician, Center for Clinical Excellence, BJC HealthCare, St. Louis, MO; **Andrea Vannucci, MD, DEAA**, Associate Professor, Patient Safety Officer, Department of Anesthesiology, Washington University School of Medicine, St. Louis, MO
Series Editor, **Thomas M. De Fer, MD**, Professor of Medicine, Director, Internal Medicine Clerkship and the ACES Program, Division of Medical Education, Washington University School of Medicine, St. Louis, MO

DESCRIPTION

Concise, portable, and user-friendly, **The Washington Manual® of Patient Safety and Quality Improvement** covers essential information in every area of this complex field. With a focus on improving systems and processes, preventing errors, and promoting transparency, this practical reference provides an overview of PS/QI fundamentals, as well as insight into how these principles apply to a variety of clinical settings. Part of the popular Washington Manual® series, this unique volume provides the knowledge and skills necessary for an effective, proactive approach to patient safety and quality improvement.

FEATURES

- ▶ Addresses PS/QI in **various clinical settings and with specific populations**, including radiology, emergency room, surgery, ambulatory, pediatrics, and psychiatry.
- ▶ Introduces **models, measurements, and tools** to assess patient safety and quality improvement
- ▶ Discusses medical errors, how to respond to adverse events, and potential solutions.
- ▶ Begins each chapter with a **clinical vignette and discussion questions**, and offers additional resources for further reading.
- ▶ Shares the expertise of faculty members from multiple departments at Washington University in St. Louis, ideal for health care providers at all levels of experience.
- ▶ The rest of the description got lost:


Now with the print edition, enjoy the bundled interactive eBook edition, which can be downloaded to your tablet and smartphone or accessed online and includes features like:

- ▶ Complete content with enhanced navigation
- ▶ Powerful search tools and smart navigation cross-links that pull results from content in the book, your notes, and even the web
- ▶ Cross-linked pages, references, and more for easy navigation
- ▶ Highlighting tool for easier reference of key content throughout the text
- ▶ Ability to take and share notes with friends and colleagues
- ▶ Quick reference tabbing to save your favorite content for future use

The Washington Manual® is a registered mark belonging to Washington University in St. Louis to which international legal protection applies. The mark is used in this publication by LWW under license from Washington University.

Softbound / ISBN: 978-1-4511-9355-8 / (US\$39.99 / £27.00(t) / €32.00(t)) Worldwide

Approx. 350 pp. / Approx. 50 Illus. / Approx. 76 Tables / 5 x 8 / May 2016



BRS Behavioral Science

Seventh Edition

Board Review Series

By **Barbara Fadem, PhD**

DESCRIPTION

Prepare for success on the USMLE with this up-to-date resource! Offering current coverage of behavioral science, psychiatry, epidemiology, and related courses, this review

book prepares you to rapidly recall key information on the mind-body relationship, and apply that knowledge on the day of the exam. Hundreds of USMLE-style questions with detailed answers and explanations help you prepare.


FEATURES

- ▶ Chapters cover the full range of behavioral science, from growth and development through assessment, specific disorders, therapies, legal and ethical issues, and much more.
- ▶ Each chapter begins with a “Typical Board Question,” which provides an example of how the subject is tested and familiarizes you with what you’re likely to see on the USMLE.
- ▶ This edition conforms with the most recent psychiatric classification system, the DSM-5.
- ▶ More than 700 USMLE-style, clinical vignette questions (many new to this edition), along with detailed answers, are found in Review Tests at the end of each chapter and a Comprehensive Examination at the end of the book.
- ▶ Written in outline format for efficient review and study.

Note to Booksellers: The previous edition published in February, 2013. (ISBN: 978-1-4511-3210-6)

Softbound / ISBN: 978-1-4963-1047-7 / (US\$49.99 / £33.50(t) / €40.00(t)) Worldwide

25 in Full Color / Approx. 80 Tables / 7 x 10 / April 2016



Cancer of the Breast

Cancer: Principles & Practice of Oncology, 10th Edition

Edited by **Vincent T. DeVita, MD, Jr.**, Yale School of Public Health, Yale School of Medicine, Amy and Joseph Perella Professor of Medicine; New Haven, CT; **Theodore S. Lawrence, MD, PhD**, Isadore Lampe Professor and Chair, Department of Radiation Oncology, University of Michigan, Ann Arbor, MI and **Steven A. Rosenberg, MD, PhD**, Chief of Surgery, National Cancer Institute, National Institutes of Health; Professor of Surgery, Uniformed Services University of the Health Sciences School of Medicine, Bethesda, MD; Professor of Surgery, George Washington University School of Medicine, Washington, DC

DESCRIPTION

Selected from the world's leading comprehensive cancer textbook, this tightly focused resource provides you with the practical, cutting-edge information you need to provide the best cancer care to each patient.

Cancer of the Breast: Cancer: Principles & Practice of Oncology, 10th Edition, offers a comprehensive and balanced view of this rapidly changing field, meeting the needs of oncology practitioners, fellows, and others who need an in-depth understanding of breast cancer. The print reference gives you the solid, dependable guidance you've come to expect from this outstanding title, and the Inkling version features new quarterly updates written by a team of experts selected by the authors.

FEATURES

- ▶ Delivers focused, comprehensive information on cancer of the breast drawn from the world's leading cancer textbook, DeVita, Hellman, and Rosenberg's *Cancer: Principles & Practice of Oncology*.
- ▶ Covers the molecular biology of breast cancer, malignant tumors of the breast, and genetic testing in breast cancer.
- ▶ Discusses in detail the growing importance of prevention and screening, giving you the understanding you need to improve your patients' chances for a healthier, cancer-free life.
- ▶ Explains how the latest developments in biologic therapy applies to cancer of the breast.
- ▶ Provides exhaustive coverage of combined modality cancer treatment, helping you determine when and how to integrate modalities in patient treatment.
- ▶ Ensures that you're fully up to date thanks to easy, mobile access to quarterly updates.


Now with the print edition, enjoy the bundled **interactive eBook edition**, which can be downloaded to your tablet and smartphone or accessed online and includes features like:

- ▶ Complete content with enhanced navigation
- ▶ Powerful search tools and smart navigation cross-links that pull results from content in the book, your notes, and even the web
- ▶ Cross-linked pages, references, and more for easy navigation
- ▶ Highlighting tool for easier reference of key content throughout the text
- ▶ Ability to take and share notes with friends and colleagues
- ▶ Quick reference tabbing to save your favorite content for future use

Note to Booksellers: This title is a pull out derived from DeVita, Hellman, and Rosenberg's *Cancer: Principles & Practice of Oncology, 10th Edition* published in edition published in December, 2014 (ISBN: 978-1-4511-9294-0)

Softbound / ISBN: 978-1-4963-3398-8 / (US\$99.99(t) / £67.00(t) / €80.00(t)) Worldwide

Approx. 536 pp. / Approx. 113 Illus. / 103 in Full Color / 8.5 x 11 / May 2016



Colon and Other Gastrointestinal Cancers

Cancer: Principles & Practice of Oncology, 10th Edition

Edited by **Vincent T DeVita, MD, Jr.**, Yale School of Public Health, Yale School of Medicine, Amy and Joseph Perella Professor of Medicine; **Theodore S. Lawrence, MD, PhD**, Isadore Lampe Professor and Chair, Department of Radiation Oncology, University of Michigan, Ann Arbor, MI and **Steven A. Rosenberg, MD, PhD**, Chief of Surgery, National Cancer Institute, National Institutes of Health; Professor of Surgery, Uniformed Services University of the Health Sciences School of Medicine, Bethesda, MD; Professor of Surgery, George Washington University School of Medicine, Washington, DC

DESCRIPTION

Selected from the world's leading comprehensive cancer textbook, this tightly focused resource provides you with the practical, cutting-edge information you need to provide the best cancer care to each patient. **Colon and Other Gastrointestinal Cancers: Cancer: Principles & Practice of Oncology, 10th Edition**, offers a comprehensive and balanced view of this rapidly changing field, meeting the needs of oncology practitioners, fellows, and others who need an in-depth understanding of colon and GI cancer. The print reference gives you the solid, dependable guidance you've come to expect from this outstanding title, and the InKling version features new quarterly updates written by a team of experts selected by the authors.

FEATURES

- ▶ Delivers **focused, comprehensive information on colon and GI cancer** drawn from the world's leading cancer textbook, DeVita, Hellman, and Rosenberg's Cancer: Principles & Practice of Oncology.
- ▶ Covers the **molecular biology of the esophagus, stomach, liver, pancreas and colorectal cancer; genetic testing of the stomach, colon, and pancreas; and cancers of the colon and entire GI tract.**
- ▶ Discusses in detail the **growing importance of prevention and screening**, giving you the understanding you need to improve your patients' chances for a healthier, cancer-free life.
- ▶ Explains how the **latest developments in biologic therapy** applies to cancers of the colon and GI tract.
- ▶ Provides **exhaustive coverage of combined modality cancer treatment**, helping you determine when and how to integrate modalities in patient treatment.
- ▶ Ensures that you're fully up to date thanks to easy, mobile access to quarterly updates.

Now with the print edition, enjoy the bundled **interactive eBook edition**, which can be downloaded to your tablet and smartphone or accessed online and includes features like:


- ▶ Complete content with enhanced navigation
- ▶ Powerful search tools and smart navigation cross-links that pull results from content in the book, your notes, and even the web
- ▶ Cross-linked pages, references, and more for easy navigation
- ▶ Highlighting tool for easier reference of key content throughout the text
- ▶ Ability to take and share notes with friends and colleagues
- ▶ Quick reference tabbing to save your favorite content for future use

Note to Booksellers: This title is a pull out derived from DeVita, Hellman, and Rosenberg's Cancer: Principles & Practice of Oncology, 10th Edition published in edition published in December, 2014 (ISBN: 978-1-4511-9294-0)

Softbound / ISBN: 978-1-4963-3396-4 / (US\$99.99(t) / £67.00(t) / €80.00(t)) Worldwide

Approx. 792 pp. / Approx. 183 Illus. / Approx. 13 2-Color Illus. / 152 in Full Color / 8.5 x 11 /

May 2016



Prostate and Other Genitourinary Cancers

Cancer: Principles & Practice of Oncology, 10th Edition

By **Vincent T DeVita, MD, Jr.**, Yale School of Public Health, Yale School of Medicine, Amy and Joseph Perella Professor of Medicine; **Theodore S. Lawrence, MD, PhD**, Isadore Lampe Professor and Chair, Department of Radiation Oncology, University of Michigan, Ann Arbor, MI; **Steven A. Rosenberg, MD, PhD**, Chief of Surgery, National Cancer Institute, National Institutes of Health; Professor of Surgery, Uniformed Services University of the Health Sciences School of Medicine, Bethesda, MD; Professor of Surgery, George Washington University School of Medicine, Washington, DC

DESCRIPTION

Selected from the world's leading comprehensive cancer textbook, this tightly focused resource provides you with the practical, cutting-edge information you need to provide the best cancer care to each patient. **Prostate and Other Genitourinary Cancers: Cancer: Principles & Practice of Oncology, 10th Edition**, offers a comprehensive and balanced view of this rapidly changing field, meeting the needs of oncology practitioners, fellows, and others who need an in-depth understanding of prostate and GU cancer. The print reference gives you the solid, dependable guidance you've come to expect from this outstanding title, and the Inkling version features new quarterly updates written by a team of experts selected by the authors.

FEATURES

- ▶ Delivers **focused, comprehensive information on prostate and GU cancer** drawn from the world's leading cancer textbook, DeVita, Hellman, and Rosenberg's *Cancer: Principles & Practice of Oncology*.
- ▶ Covers **the molecular biology of the kidney, bladder, and prostate; genetic testing in urinary tract cancers; and cancers of the kidney, bladder, ureter, renal pelvis, prostate, urethra, penis, and testis**.
- ▶ Discusses in detail the **growing importance of prevention and screening**, giving you the understanding you need to improve your patients' chances for a healthier, cancer-free life.
- ▶ Explains how the **latest developments in biologic therapy** applies to cancers of the prostate and GU system.
- ▶ Provides **exhaustive coverage of combined modality cancer treatment**, helping you determine when and how to integrate modalities in patient treatment.
- ▶ Ensures that you're fully up to date thanks to **easy, mobile access to quarterly updates**.

Now with the print edition, enjoy the **bundled interactive eBook edition**, which can be downloaded to your **tablet and smartphone or accessed online** and includes features like:


- ▶ Complete content with enhanced navigation
- ▶ Powerful search tools and smart navigation cross-links that pull results from content in the book, your notes, and even the web
- ▶ Cross-linked pages, references, and more for easy navigation
- ▶ Highlighting tool for easier reference of key content throughout the text
- ▶ Ability to take and share notes with friends and colleagues
- ▶ Quick reference tabbing to save your favorite content for future use

Note to Booksellers: This title is a pull out derived from DeVita, Hellman, and Rosenberg's *Cancer: Principles & Practice of Oncology*, 10th Edition published in edition published in December, 2014 (ISBN: 978-1-4511-9294-0)

Softbound / ISBN: 978-1-4963-3397-1 / (US\$99.99(t) / £67.00(t) / €80.00(t)) Worldwide

Approx. 616 pp. / Approx. 164 Illus. / Approx. 9 2-Color Illus. / 140 in Full Color / 8.5 x 11 /

May 2016



Khan's Treatment Planning in Radiation Oncology

Edited by Faiz M. Khan, PhD, Professor Emeritus, Department of Radiation Oncology, University of Minnesota Medical School, Minneapolis, MN; John P. Gibbons, PhD, Chief Medical Physicist, Department of Radiation Oncology, Ochsner Health System, New Orleans, LA; and Paul W. Sperduto, MD, MPP, FASTRO, Radiation Oncologist, Minneapolis Radiation Oncology, Minneapolis, MN

DESCRIPTION

This unique, full-color reference offers a total team approach to radiation oncology treatment planning, incorporating the newest imaging techniques and offering a comprehensive discussion of clinical, physical, biological and technical aspects. A clear focus on

the application of physical and clinical concepts to solve treatment planning problems helps you provide effective, state-of-the-art care for cancer patients. With authoritative coverage of the latest in sophisticated radiation oncology treatment modalities, the Fourth Edition of **Khan's Treatment Planning in Radiation Oncology** is an essential resource for the radiation oncologist, medical physicist, dosimetrist, and radiation therapist.

FEATURES

- ▶ **Up-to-date material throughout** reflects the most current practices in radiation oncology treatment.
- ▶ **New chapters** discuss the pros and cons of recent developments in the field: Role of Protons vs. Photons in Modern Radiotherapy: Clinical Perspective, Intensity-Modulated Proton Therapy, and Radiobiology of Hypofractionated Regimens for SRS and SBRT.
- ▶ **New contributors** bring a fresh perspective and provide current insight in their areas of expertise.
- ▶ **New Key Points and Study Questions** at the end of each chapter online help you assess your understanding of the material.
- ▶ **Discussions of the scientific background and the key aspects of clinical approach** ensure that you gain a well-rounded understanding of how to plan treatment from both a technical and a clinical perspective.


*Now with the print edition, enjoy the bundled **interactive eBook edition**, which can be downloaded to your tablet and smartphone or accessed online and includes features like:*

- ▶ **Complete content with enhanced navigation**
- ▶ **Powerful search tools and smart navigation cross-links** that pull results from content in the book, your notes, and even the web
- ▶ **Cross-linked pages, references, and more** for easy navigation
- ▶ **Highlighting tool** for easier reference of key content throughout the text
- ▶ Ability to **take and share notes** with friends and colleagues
- ▶ **Quick reference tabbing** to save your favorite content for future use

Note to Booksellers: The previous edition published in November, 2011. (ISBN: 978-1-60831-431-7)

Hardbound / ISBN: 978-1-4698-8997-9 / (US\$209.99 / £140.00 / €168.00) Worldwide

Approx. 648 pp. / Approx. 520 Illus. / Approx. 5 2-Color Illus. / 462 in Full Color / Approx. 75 Tables / 8.375 x 10.875 / June 2016



Skeel's Handbook of Cancer Therapy Ninth Edition

Edited by **Samir N. Khleif, MD**, Director, Georgia Cancer Center, Director, Immunology Therapeutics Program, Professor of Medicine, Professor of Biochemistry and Molecular Biology, Medical College of Georgia, Professor of Graduate Studies, Augusta University, Augusta, GA; **Olivier Rixe, MD, PhD**, Professor, Division of Hematology/Oncology, Associate Director for Clinical Research, The Dana Wood Endowed Chair in Cancer Therapeutics and Early Phase Clinical Research, University of New Mexico Comprehensive Cancer Center, Albuquerque, NM; and **Roland T. Skeel, MD**, Professor and Interim Chair, Department of Medicine, Division of Hematology and Oncology, University of Toledo College of Medicine and Life Sciences, Attending Physician, University of Toledo Medical Center, Toledo, OH

DESCRIPTION

For more than 30 years, **Skeel's Handbook of Cancer Therapy** (formerly *Handbook of Cancer Chemotherapy*) has been the resource of choice for current, reliable information on cancer treatment for most adults. The 9th Edition reflects recent significant advances in the systemic treatment of

cancer, including innovations in immunotherapy, oncology genomics, and molecular targeted therapy. An invaluable reference for all levels of physicians, nurses, and allied health professionals who provide care to cancer patients, this bestselling guide combines the most current rationale and the details necessary to safely administer pharmacologic therapy, offering a balanced synthesis between science and clinical practice.

FEATURES

- ▶ A new chapter on the **Biologic Basis of Molecular Targeted Therapy**, as well as a state-of-the-art review of the **current development and use of novel immunotherapeutics**, bring you up to date with the rationale and use of these newer agents in cancer treatment.
- ▶ **Completely updated throughout** to reflect current best practices, including primary indications, usual dosage and schedule, special precautions, and expected toxicities for dozens of new drugs and biologic agents.
- ▶ **New contributors** provide a fresh perspective on timely topics in cancer treatment and care.
- ▶ An **updated section on supportive care** reflects this essential aspect of the oncology team's focus.
- ▶ **Regularly updated InKling content** keeps you current with drug profiles and new immunotherapy advances.

Now with the print edition, enjoy the bundled **interactive eBook edition**, which can be downloaded to your tablet and smartphone or accessed online and includes features like:

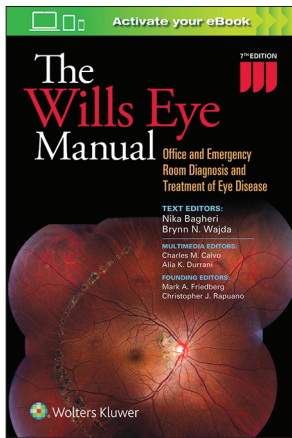
- ▶ **Complete content with enhanced navigation**
- ▶ **Powerful search tools and smart navigation cross-links** that pull results from content in the book, your notes, and even the web
- ▶ **Cross-linked pages, references, and more** for easy navigation
- ▶ **Highlighting tool** for easier reference of key content throughout the text
- ▶ Ability to **take and share notes** with friends and colleagues
- ▶ **Quick reference tabbing** to save your favorite content for future use

Note to Booksellers: The previous edition published in May, 2011 (*Handbook of Cancer Chemotherapy*, ISBN: 978-1-60831-782-0)

Softbound / ISBN: 978-1-4963-0555-8 / (US\$89.99 / £59.00(t) / €71.00(t)) Worldwide

Approx. 832 pp. / Approx. 22 Illus. / Approx. 6 2-Color Illus. / Approx. 100 Tables / 5 x 8 /

May 2016



The Wills Eye Manual Office and Emergency Room Diagnosis and Treatment of Eye Disease Seventh Edition

Edited by **Nika Bagheri, MD** and **Brynn Wajda, MD**

Multimedia editors **Charles Calvo, MD** and **Alia Durrani, MD**

Founding editors **Mark A. Friedberg** and **Christopher J. Rapuano**

DESCRIPTION

For more than 25 years, **The Wills Eye Manual** has been a best-selling source of authoritative guidance on treating ocular disorders in an office, emergency room, or hospital setting. The 7th Edition introduces exciting new changes to bring this pocket-sized reference thoroughly up to date – including extensive multimedia content – while retaining the features that have made it so useful in daily practice.

FEATURES

New to this edition:

- ▶ Recent major clinical trials data
- ▶ Expertly produced videos depicting a wide range of common procedures with step-by-step narration, carefully selected to complement key techniques
- ▶ Changing trends in trauma, oculoplastics, cornea, pediatrics, neuro-ophthalmology, uveitis, and more

Outstanding features you've come to expect from the Wills Eye Manual:

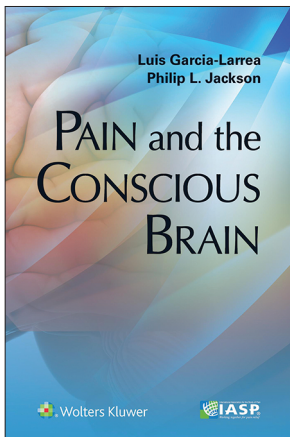
- ▶ The most accurate and current information on more than 200 ophthalmic conditions
- ▶ Effective clinical recommendations for evaluation, diagnosis, management, and treatment
- ▶ Concise outline format for portability and quick reference
- ▶ All chapters written and edited by the residents and attending ophthalmologists at one of busiest and largest eye hospitals in the country
- ▶ **It's everything you wanted to know and nothing more.**

Now with the print edition, enjoy the bundled **interactive eBook edition**, which can be downloaded to your tablet and smartphone or accessed online and includes features like:

- ▶ **Complete content with enhanced navigation**
- ▶ **Powerful search tools and smart navigation cross-links** that pull results from content in the book, your notes, and even the web
- ▶ **Cross-linked pages, references, and more** for easy navigation
- ▶ **Highlighting tool** for easier reference of key content throughout the text
- ▶ Ability to **take and share notes** with friends and colleagues
- ▶ **Quick reference tabbing** to save your favorite content for future use

Note to Booksellers: The previous edition published in March, 2012. (ISBN: 978-1-4511-0938-2)

Softbound / ISBN: 978-1-4963-1883-1 / (US\$94.99 / £59.99(t) / €72.00(t)) Worldwide
Approx. 496 pp. / Approx. 272 Illus. / 231 in Full Color / Approx. 22 Tables / 6 x 9 / June 2016



Pain and the Conscious Brain

By Luis Garcia-Larrea, and Philip L Jackson

DESCRIPTION

Pain and the Conscious Brain brings together more than 30 international leaders from multiple fields to link the complex concept of pain to the equally complex notion of consciousness. Offering a clear, cutting-edge understanding of the brain mechanisms that generate the conscious experience of pain, this book scientifically addresses the difficult and chronic pains that often have no known physical cause and can defy comprehension in terms of current pain theories. Numerous tables, full-color figures, and up-to-date references highlight expert coverage of today's gradual paradigm shift from peripheral receptors to the intricacy of the brain and the experience of the self.

Beginning with a solid introduction to consciousness and pain, this unique volume covers neurobiological aspects of the pain experience during psycho-physiological changes of the conscious state, pain processing in psychiatric and neurological disorders affecting consciousness, specific clinical populations, and the future of pain and consciousness research.


FEATURES

Key topics include cortical imaging of pain in humans

- ▶ pain perception during sleep
- ▶ pharmacologic approaches to pain and consciousness using functional neuroimaging
- ▶ hypnosis
- ▶ mindfulness and meditation
- ▶ pain and consciousness in infants
- ▶ recognizing pain in dementia
- ▶ the role of vision in pain perception
- ▶ robot pain
- ▶ and more.

Softbound / ISBN: 978-1-4963-3362-9 / (US\$84.99 / £57.00(t) / €68.00(t)) Worldwide

Approx. 240 pp. / 12 in Full Color / Approx. 10 Tables / 7 x 10 / May 2016



Mechanisms and Management of Pain for the Physical Therapist Second Edition

By **Kathleen A. Sluka, PT, PhD**, *Kathleen A. Sluka, PT, PhD, is a professor in the Physical Therapy and Rehabilitation Science Graduate Program at the University of Iowa.*

DESCRIPTION

Comprehensive in scope and invaluable for both practitioners and students, **Mechanisms and Management of Pain for the Physical Therapist, Second Edition**, thoroughly covers the

wide range of issues requiring the interdisciplinary management of pain. Joined by more than 20 international contributors, Dr. Kathleen Sluka provides a practical, evidence-based framework for understanding the basics of pain mechanisms and management. This highly regarded, updated text covers the basics of pain neurobiology and reviews evidence on the mechanisms of action of physical therapy treatments, as well as their clinical effectiveness in specific pain syndromes.

FEATURES


The second edition features:

- **Basic Concepts and Mechanisms** - provides a clear infrastructure for the rest of the book.
- **Physical Therapy Pain Management** - focuses attention on pain regardless of medical diagnosis, using evidence to support clinical decision making.
- **Interdisciplinary Pain Management** - includes both medical management of pain and psychological approaches to pain.
- **Case Studies** - discuss a series of pain syndromes using an evidence-based approach.

Note to Booksellers: The previous edition published in July, 2009. (ISBN: 978-0-931092-77-0)

Softbound / ISBN: 978-1-4963-4323-9 / (US\$94.99 / £64.00(t) / €77.00(t)) Worldwide

Approx. 460 pp. / Approx. 87 Illus. / 7 x 10 / April 2016



Waldman's Atlas of Diagnostic Ultrasound of Painful Foot and Ankle Conditions

By Steven Waldman, MD

DESCRIPTION

With a focus on real-time clinical decision making, Dr. Waldman's practical text helps you increase your diagnostic accuracy by performing dynamic scanning of the suspected pathology at the time the patient is being examined. Derived from **Waldman's Comprehensive Atlas of Diagnostic Ultrasound of Painful Conditions**, this unique resource helps guide your targeted point-of-care ultrasound examination of foot and ankle disease. Classic ultrasound images and anatomic drawings depict commonly encountered con-

ditions, and Dr. Waldman's expert advice guides you clearly toward the correct clinical diagnosis.

FEATURES

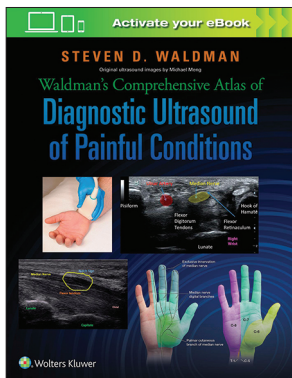
- ▶ An ideal reference for clinicians who would like to use, or are already using, ultrasonography to evaluate and treat foot and ankle disorders in their practice.
- ▶ Full-color line drawings, high-quality clinical photographs, and clearly labelled ultrasound images depict both common and uncommon pathologic conditions encountered in clinical practice.
- ▶ Chapters highlight anatomic considerations, physical diagnostic tests, clinical correlates, ultrasound techniques, clinical pearls, and more.
- ▶ Written in the clear, concise, easy-to-read, "how to do it" style that is the hallmark of all of Dr. Waldman's textbooks.
- ▶ A focus on the foot and ankle makes this a valuable resource podiatrists, orthopaedic surgeons specializing in foot and ankle, and other clinicians involved in the diagnosis and management of foot and ankle disorders.

Now with the print edition, enjoy the bundled **interactive eBook edition**, which can be downloaded to your **tablet and smartphone or accessed online** and includes features like:

- ▶ **Complete content with enhanced navigation**
- ▶ **Powerful search tools and smart navigation cross-links** that pull results from content in the book, your notes, and even the web
- ▶ **Cross-linked pages, references, and more** for easy navigation
- ▶ **Highlighting tool** for easier reference of key content throughout the text
- ▶ Ability to **take and share notes** with friends and colleagues
- ▶ **Quick reference tabbing** to save your favorite content for future use

Hardbound / ISBN: 978-1-4963-4546-2 / (US\$139.99 / £67.00 / €80.00) Worldwide

Approx. 208 pp. / 8.375 x 10.875 / June 2016



Waldman's Comprehensive Atlas of Diagnostic Ultrasound of Painful Conditions

By Steven Waldman, MD

DESCRIPTION

With a focus on real-time clinical decision making, Dr. Waldman's practical text helps increase your diagnostic accuracy in dynamic scanning of suspected pathology at the time the patient is being examined. This unique resource helps guide your targeted point-of-care ultrasound examination. Nearly 2,000 classic ultrasound images and anatomic drawings depict commonly encountered conditions, and Dr. Waldman's expert advice guides you clearly toward the correct clinical diagnosis.

FEATURES

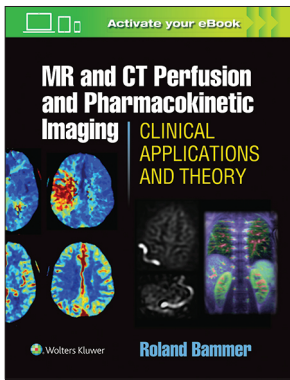
- ▶ An ideal reference for clinicians who would like to use, or are already using, ultrasonography to evaluate and treat their patients.
- ▶ Full-color line drawings, high-quality clinical photographs, and clearly labelled ultrasound images depict both common and uncommon pathologic conditions encountered in clinical practice.
- ▶ Coverage includes the head; neck; shoulder; elbow and forearm; wrist and hand; chest wall, trunk, abdomen and low back; hip and pelvis; knee and lower extremity; and ankle and foot.
- ▶ Chapters highlight anatomic considerations, physical diagnostic tests, clinical correlates, ultrasound technique(s), clinical pearls, and more.
- ▶ Written in the clear, concise, easy to read, how-to-do-it style that is the hallmark of all of Dr. Waldman's textbooks

Now with the print edition, enjoy the bundled **interactive eBook edition**, which can be downloaded to your **tablet and smartphone or accessed online** and includes features like:

- ▶ **Complete content with enhanced navigation**
- ▶ **Powerful search tools and smart navigation cross-links** that pull results from content in the book, your notes, and even the web
- ▶ **Cross-linked pages, references, and more** for easy navigation
- ▶ **Highlighting tool** for easier reference of key content throughout the text
- ▶ Ability to **take and share notes** with friends and colleagues
- ▶ **Quick reference tabbing** to save your favorite content for future use

Hardbound / ISBN: 978-1-4963-0289-2 / (US\$269.99 / £127.00(t) / €152.00(t)) Worldwide

Approx. 1,088 pp. / 1,900 in Full Color / Approx. 40 Tables / 8.5 x 11 / June 2016



MR & CT Perfusion Imaging: Clinical Applications and Theoretical Principles

By Roland Bammer, PhD

DESCRIPTION

Essential reading for both clinicians and researchers, this comprehensive resource covers what you need to know about the basic principles of perfusion, as well as its many clinical applications. Broad coverage outlines the overarching framework that interlinks methods such as DSC, DCE, CTP, and ASL. International experts in the field demonstrate how perfusion and pharmacokinetic imaging can be effectively used to analyze medical conditions, helping you reach accurate diagnoses and monitor disease progression and response to therapy.

FEATURES

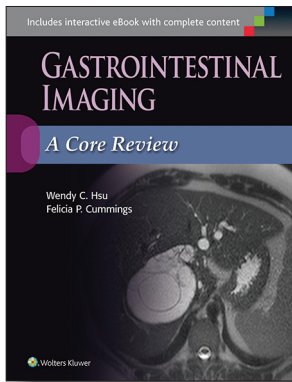
- ▶ Provides **thorough coverage of CT and MR perfusion**, including clinical applications, in a single, convenient volume.
- ▶ **Covers every area relevant to perfusion:** image acquisition and reconstruction methods, contrast agent based methods for measuring organ perfusion and pharmacokinetic modeling, x-ray dose and general safety considerations, the basic concepts of perfusion, the methods of acquiring perfusion data, models and formulas to compute relevant perfusion parameters, protocols and how to make studies comparable, patient setup, and more.
- ▶ Contains “**pearls**” and **clinical summaries throughout**, helping you quickly grasp the most important points of each topic.
- ▶ Places **complex technical and mathematical material in separate boxes** which can be referred to as needed.
- ▶ Offers a basis for understanding **potential future applications** in the management of oncologic, cerebral, renal, pulmonary, and cardiac pathologies.

Now with the print edition, enjoy the bundled interactive eBook edition, which can be downloaded to your tablet and smartphone or accessed online and includes features like:

- ▶ **Complete content with enhanced navigation**
- ▶ **Powerful search tools and smart navigation cross-links** that pull results from content in the book, your notes, and even the web
- ▶ **Cross-linked pages, references, and more** for easy navigation
- ▶ **Highlighting tool** for easier reference of key content throughout the text
- ▶ Ability to **take and share notes** with friends and colleagues
- ▶ **Quick reference tabbing** to save your favorite content for future use

Hardbound / ISBN: 978-1-4511-4715-5 / (US\$279.99 / £187.00 / €224.00) Worldwide

Approx. 1296 pp. / 275 in Full Color / 8.375 x 10.875 / May 2016



Gastrointestinal Imaging: A Core Review

By **Wendy C. Hsu, MD**, Co-Director, Radiology Residency Program, Virginia Mason Medical Center, Department of Radiology, Seattle, WA and **Felicia P. Cummings, MD**, Virginia Mason Medical Center Department of Radiology, Seattle, WA

DESCRIPTION

Master the content you need to know for the Core Exam module for gastrointestinal imaging! This unique, image-rich resource is an excellent tool for self-assessment and exam prep, whether you're studying for the Core Exam or MOC. More than 300 questions, answers, and explanations accompany hundreds of high-quality images, in a format that mimics the Core Exam. **Gastrointestinal Imaging: A Core Review** tests your knowledge of every aspect of

this challenging and rewarding subspecialty, covering the wide variety of organs, the diversity of diseases and treatments, and the full spectrum of available imaging modalities.

FEATURES


- ▶ **Hundreds of high-quality images** reflect what you can expect to see on the image-rich Coreexam.
- ▶ **Multiple-choice questions and extended matching questions** have corresponding answers with explanations of not only why one answer is correct, but also why other options are incorrect.
- ▶ **Questions are divided according to the Core Exam Study Guide**, so you can work on particular topics as needed.
- ▶ Answers include brief **discussions of differential diagnosis and high-yield tables** for additional quick review.
- ▶ **References are provided for every question**, helping you further your knowledge when you want to delve more deeply into a particular topic.
- ▶ **An ideal reference and review tool** for residents, fellows, practicing radiologists, and those preparing for Maintenance of Certification.

*Now with the print edition, enjoy the bundled **interactive eBook edition**, which can be downloaded to your tablet and smartphone or accessed online and includes features like:*

- ▶ **Complete content with enhanced navigation**
- ▶ **Powerful search tools and smart navigation cross-links** that pull results from content in the book, your notes, and even the web
- ▶ **Cross-linked pages, references, and more** for easy navigation
- ▶ **Highlighting tool** for easier reference of key content throughout the text
- ▶ Ability to **take and share notes** with friends and colleagues
- ▶ **Quick reference tabbing** to save your favorite content for future use

Softbound / ISBN: 978-1-4963-0718-7 / (US\$59.99 / £40.00 / €48.00) Worldwide

Approx. 424 pp. / Approx. 495 Illus. / 22 in Full Color / 8.375 x 10.875 / April 2016



Handbook of Interventional Radiologic Procedures

By **Krishna Kandarpa, MD, PhD**, Professor of Radiology, Weill Cornell Medical College, Cornell University, New York, NY; Chief Medical Officer and Executive Vice President, Clinical and Engineering Research and Development, Delcath Systems, Inc., New York, NY; Chief, Division of Cardiovascular and Interventional Radiology, Department of Radiology, The New York Hospital-Cornell Medical Center, New York, NY; **Lindsay Machan, MD**, Associate Professor, Department of Radiology, University of British Columbia; Interventional Radiologist, Vancouver Hospital and Health Sciences Center, Vancouver, British Columbia, Canada; **Janette Durham, MD**, Professor University of Colorado Hospital Children's Hospital Colorado Department of Radiology, Department of Interventional Radiology, Denver, CO

DESCRIPTION

Packed with useful information on common procedures in interventional radiology, this popular handbook has been thoroughly updated to keep you up to speed with rapid changes in the field. Easy to carry and access, it covers everything you need to know: indications, contraindications, preparation, technique, post-procedure management,

and prevention and management of complications. It's ideal not only for practicing interventional and general radiologists, but also for fellows and residents in training, IR nurses, and special procedure technologists.

FEATURES


- ▶ Explains how to perform all current interventional radiologic procedures, with a practical focus on protocols and equipment.
- ▶ Includes new content on risk management, nursing management, and drugs and dosages.
- ▶ Features simple line drawings that illustrate relevant anatomy and procedures.
- ▶ Provides must-know information on vascular access and catheter-directed angiography, trans-arterial procedures, trans-venous procedures, non-vascular procedures, and intra-procedural patient management.
- ▶ 38 additional chapters, available online, cover noninvasive evaluation and diagnostic imaging, special interventions, materials and methods, risk management, and nursing management.

Now with the print edition, enjoy the bundled **interactive eBook edition**, which can be downloaded to your tablet and smartphone or accessed online and includes features like:

- ▶ **Complete content with enhanced navigation**
- ▶ **Powerful search tools and smart navigation cross-links** that pull results from content in the book, your notes, and even the web
- ▶ **Cross-linked pages, references, and more** for easy navigation
- ▶ **Highlighting tool** for easier reference of key content throughout the text
- ▶ Ability to **take and share notes** with friends and colleagues
- ▶ **Quick reference tabbing** to save your favorite content for future use

Softbound / ISBN: 978-1-4963-0207-6 / (US\$74.99 / £50.00 / €60.00) Worldwide

Approx. 776 pp. / Approx. 240 Illus. / 13 in Full Color / 5 x 8 / April 2016



Emergency and Trauma Radiology: A Teaching File

LWW Teaching File Series

By **Daniel B. Nissman, MD**, Department of Radiology, University of North Carolina School of Medicine, Chapel Hill, NC

DESCRIPTION

Part of the popular Teaching Files series, **Emergency and Trauma Radiology: A Teaching File** is an exceptional resource for radiology trainees and practicing radiologists who are interested in reviewing the basics of this diverse and challenging field. 300 cases, both in print and online, are portrayed through high-quality images similar to those you see in daily practice. Each emergency or trauma case includes images, along with descriptions of clinical

history, findings, differential diagnosis, a discussion of diagnosis, relevant questions with appropriate answers, reporting requirements, and key information to relay to the treating physician. It's an ideal review tool both for practicing clinicians as well as those studying for board and certification exams.

FEATURES

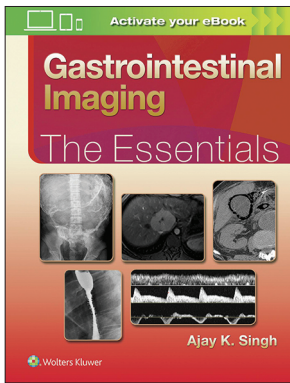
- ▶ **More than 300 cases** (100 in print and an additional 200 in the interactive eBook) help you make accurate and informed diagnoses and study for exams.
- ▶ **Actual cases** have been taken from extensive teaching files in major medical centers.
- ▶ **Each case is presented as an unknown**, and in random order, for a close approximation to daily decision-making.
- ▶ **Cases follow the same consistent format:** a brief clinical history, several images, relevant findings, differential diagnosis, and final diagnosis, followed by a discussion of the case.
- ▶ **Realistic case discussions** mimic those between residents and faculty members in all radiology departments.

Now with the print edition, enjoy the bundled **interactive eBook edition**, which can be downloaded to your **tablet and smartphone or accessed online** and includes features like:

- ▶ **Complete content with enhanced navigation**
- ▶ **Powerful search tools and smart navigation cross-links** that pull results from content in the book, your notes, and even the web
- ▶ **Cross-linked pages, references, and more** for easy navigation
- ▶ **Highlighting tool** for easier reference of key content throughout the text
- ▶ Ability to **take and share notes** with friends and colleagues
- ▶ **Quick reference tabbing** to save your favorite content for future use

Softbound / ISBN: 978-1-4698-9948-0 / (US\$59.99 / £40.00(t) / €48.00(t)) Worldwide

Approx. 240 pp. / Approx. 420 Illus. / 4 in Full Color / 8.375 x 10.875 / April 2016



Gastrointestinal Imaging: The Essentials

Essentials Series

By **Ajay Singh, MD**, Assistant Professor, Department of Radiology, Massachusetts General Hospital, Boston, MA

DESCRIPTION

Master the key concepts that are critical to the practice of gastrointestinal radiology! Covering everything residents need to know for clinical rotations, this efficient learning tool puts indispensable information at your fingertips in a practical, high-yield format. Learning objectives, summary points, differential diagnosis tables, and multiple-choice questions facilitate effective study. More than 800 superb illustrations highlight the “essentials” of the field – information that is vital to understanding the wide variety of patholo-

gies seen in gastrointestinal imaging.

FEATURES

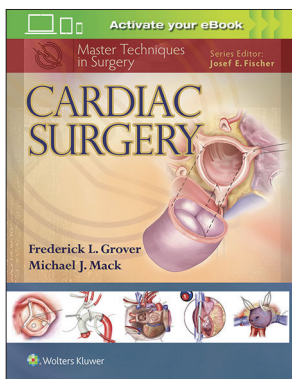
- ▶ **Detailed imaging studies**, including radiography, fluoroscopy, cross-sectional imaging modalities, barium studies, MR imaging, and more accompany concise guidance on the primary pathologies that affect the GI tract.
- ▶ **Recent advances in radiology** are discussed by a team of well-known experts in the field, keeping you up to date with radiology’s role in early detection, diagnosis, triage, and treatment.
- ▶ **Coverage of every essential area of gastrointestinal radiology**, including barium studies, esophagus, stomach, duodenum and small bowel, large bowel, appendix, peritoneum, liver, gall bladder and bile ducts, pancreas, and spleen.
- ▶ **Learning objectives** in each chapter help you focus your study, references are provided for further in-depth learning, and a complete self-assessment exam is provided at the end of the book.
- ▶ **Approximately 200 multiple-choice questions**, all consistent with current certification exams, reinforce important concepts and facilitate self-assessment

Now with the print edition, enjoy the bundled **interactive eBook edition**, which can be downloaded to your tablet and smartphone or accessed online and includes features like:

- ▶ **Complete content with enhanced navigation**
- ▶ **Powerful search tools and smart navigation cross-links** that pull results from content in the book, your notes, and even the web
- ▶ **Cross-linked pages, references, and more** for easy navigation
- ▶ **Highlighting tool** for easier reference of key content throughout the text
- ▶ Ability to **take and share notes** with friends and colleagues
- ▶ **Quick reference tabbing** to save your favorite content for future use

Hardbound / ISBN: 978-1-4963-0719-4 / (US\$110.99 / £74.00(t) / €89.00(t)) Worldwide

Approx. 376 pp. / Approx. 370 Illus. / 13 in Full Color / 8.375 x 10.875 / May 2016



Master Techniques in Surgery: Cardiac Surgery

Master Techniques in Surgery

By **Frederick Grover**, Professor, Division of Cardiothoracic Surgery, Past Chair, Department of Surgery, University of Colorado School of Medicine, Anschutz Medical Campus, Denver Department of Veterans Affairs Medical Center, Aurora, CO and **Michael J. Mack**, Director of Cardiovascular Service Line, Chair, Cardiovascular Governance Council, Baylor Scott & White Health, Director of the Research Center, The Heart Hospital Baylor Plano, Baylor Research Institute, Dallas, TX

DESCRIPTION

Take your surgical skills to the next level with **Cardiac Surgery**, a volume in the Master Techniques in Surgery series! This outstanding resource distills vast stores of knowledge from the field's most

renowned surgeons into one definitive atlas. Richly illustrated, step-by-step guidance covers a full range of adult cardiac surgical techniques, and clearly demonstrates how to avoid and manage complications and achieve optimal outcomes.

FEATURES


- ▶ **Easy-to-follow guidance** on the full range of adult cardiac procedures, including primary aortic valve surgery, tricuspid valve procedures, cardiovascular trauma, myocardial revascularization procedures, pericardial surgery, cardiothoracic transplantation, cardiac assist devices, and many more.
- ▶ **Formatted chapters** briefly cover indications, contraindications, and preoperative planning before fully explaining and illustrating the procedure in step-by-step detail. Outcomes, complications, avoidance of pitfalls, and follow-up are also discussed.
- ▶ **Color illustrations** visually describe each surgical technique and highlight key anatomic structures.
- ▶ **Expertly written** by international authorities, with clear demonstration of their preferred techniques.
- ▶ **Ideal for cardiothoracic surgeons at all levels**, residents and fellows, and for use with patients who ask for more detail about a particular procedure.

Now with the print edition, enjoy the bundled **interactive eBook edition**, which can be downloaded to your tablet and smartphone or accessed online and includes features like:

- ▶ **Complete content with enhanced navigation**
- ▶ **Powerful search tools and smart navigation cross-links** that pull results from content in the book, your notes, and even the web
- ▶ **Cross-linked pages, references, and more** for easy navigation
- ▶ **Highlighting tool** for easier reference of key content throughout the text
- ▶ Ability to **take and share notes** with friends and colleagues
- ▶ **Quick reference tabbing** to save your favorite content for future use

Hardbound / ISBN: 978-1-4511-9353-4 / (US\$299.99 / £200.00 / €240.00) Worldwide

Approx. 576 pp. / 8.375 x 10.875 / 2016



Nursing Diagnosis *Application to Clinical Practice*

By **Lynda Juall Carpenito, RN, MSN, CRNP**, *Family Nurse Practitioner, ChesPenn Health Services, Chester, PA, Nursing Consultant, Mullica Hill, NJ*

DESCRIPTION

Now in its 15th edition, this respected text offers definitive guidance on key elements of nursing diagnosis, its role in the nursing process, and its application to clinical practice. From assessment criteria to specific interventions, Section 1 thoroughly explains the role of nursing diagnosis in the nursing process and in care planning. Section 2 offers a comprehensive A-to-Z guide to current nursing diagnoses, including the most recent diagnoses approved by NANDA International for 2015-2017. Section 3 focuses on collaborative problems.

FEATURES

Hallmark Key Features:


- ▶ **Nursing Diagnoses** including the newest diagnoses approved by NANDA International.
- ▶ **Author Notes:** Lynda Carpenito's interpretation/opinion of the diagnosis.
- ▶ **Carp's Cues:** Author's comments drawn from literature, research, and experience.
- ▶ **Collaborative Problems:** physiologic complications that a nurse monitors to detect onset or changes in status. These 54 specific collaborative problems (grouped under nine generic collaborative problem categories) have been selected because of their high incidence or morbidity.
- ▶ **Population-Specific Interventions** address nursing care for pediatric, maternal, geriatric, and transcultural groups.
- ▶ **NIC and NOC:** Nursing Outcome Classification (NOC) and Nursing Intervention Classification (NIC)

Note to Booksellers: The previous edition published in July, 2012. (ISBN: 978-1-60831-109-5)

**North American Edition / Softbound / ISBN: 978-1-4963-3841-9 / (US\$66.99 / £N/A / €N/A)
Worldwide**

**International Edition / Softbound / ISBN: 978-1-4963-4494-6 / (US\$66.99 / £42.00 / €50.00)
Worldwide**

Approx. 1,070 pp. / Approx. 26 2-Color Illus. / June 2016



Handbook of Nursing Diagnosis Fifteenth Edition

By Lynda Juall Carpenito, RN, MSN, CRNP, *Family Nurse Practitioner, ChesPenn Health Services, Chester, PA, Nursing Consultant, Mullica Hill, NJ*

DESCRIPTION

Carpenito's **Handbook of Nursing Diagnosis** is the ideal quick reference for Nursing Diagnosis information. This handbook offers practical guidance on nursing diagnoses and associated care. Compared to Carpenito's textbook, the handbook is a quick-reference type scope of content, easy for students to use while in clinical, in the classroom or simulation lab. From goals to specific interventions, **Handbook of Nursing Diagnosis** focuses on nursing. It provides a condensed, organized outline of clinical nursing practice designed to communicate creative

clinical nursing. It is not meant to replace nursing textbooks, but rather to provide nurses who work in a variety of settings with the information they need without requiring a time-consuming review of the literature. It will assist students in transferring their theoretical knowledge to clinical practice. This title is intended for nursing students to use through their curriculum.

The 15th edition is organized in three sections. Section 1 provides an alphabetical reference to nursing diagnoses, including NANDA-I definition and Section 2 focuses organizes all the health promotion/wellness nursing diagnoses for individuals. Under each diagnosis, Author's Notes will elaborate on the clinical usefulness of the diagnosis. Additional foundational knowledge is included in each diagnosis:

- ▶ NANDA-I definition
- ▶ Defining characteristics (physiologic, emotional and cognitive)
- ▶ Related factors including pathophysiologic, treatment related, and situational (personal and environmental)
- ▶ Maturational: infant/child, adolescent, adult and older adult
- ▶ Errors in Diagnostic Statements
- ▶ Key Concepts & General Considerations

continued

Note to Booksellers: The previous edition published in July, 2012. (ISBN: 978-1-60831-110-1)

North American Edition / Softbound / ISBN: 978-1-4963-3839-6 / (US\$49.99(t) / £N/A(t) / €N/A(t)) Worldwide

International Edition / Softbound / ISBN: 978-1-4963-5369-6 / (US\$49.99(t) / £24.00(t) / €29.00(t))

World ex. USA, Canada, Australia, New Zealand, Puerto Rico & US Virgin Islands (St. Thomas & St. Croix)

Softbound / ISBN: 978-1-4963-5370-2 / (US\$49.99(t) / £24.00(t) / €29.00(t))

Canada Only

Approx. 960 pp. / 4.25 x 7.125 / June 2016

Handbook of Nursing Diagnosis

Fifteenth Edition

DESCRIPTION CONTINUED

- ▶ Special Population Consideration (Pediatric, Maternal, Geriatric, and Transcultural)
- ▶ Focused Assessment Criteria
- ▶ Goals (NIC/NOC) with Rationale
- ▶ Interventions for Special Population

Lastly, section 3 covers Diagnostic Clusters, which presents medical conditions with associated collaborative problems and nursing diagnoses, designed for easy reference in the clinical setting.


The handbook differs from the main textbook because it doesn't go into the foundation for understanding nursing diagnoses, including care planning and concept mapping. The handbook only covers the NANDA-I diagnoses and collaborative problems.

FEATURES

- ▶ **Nursing Diagnoses** including the newest diagnoses approved by NANDA International 2015–2017. New edition will include 25 new diagnoses.
- ▶ **Author Notes:** Expert Nursing interpretation/opinion of the diagnosis.
- ▶ **Carp's Cues:** Are comments that represent “by the way did you know that”. Sometimes the represented information is from literature or research findings. Sometimes they represent information from Carpenito's experience of practicing nursing for thirty years.
- ▶ **Collaborative Problems:** Certain physiologic complications that nurses monitor to detect onset or changes in status. These 55 specific collaborative problems (grouped under nine generic collaborative problem categories) have been selected because of their high incidence or morbidity.
- ▶ **NIC and NOC:** Nursing Outcome Classification (NOC) and Nursing Intervention Classification (NIC)
- ▶ **Population-Specific Interventions** address nursing care for pediatric, maternal, geriatric, and transcultural groups.

Key Revisions and Updates:

- ▶ Update: Include 2014–2016 Nursing Diagnoses in addition to currency updates. This includes 25 new NANDA–I nursing diagnosis.
- ▶ New! Template to create care plans on thePoint.
- ▶ Rationales included with Diagnoses



Pathophysiology Made Incredibly Visual

Third Edition

Incredibly Easy! Series®

By **Wolters Kluwer**

DESCRIPTION

Pathophysiology Made Incredibly Visual, Third Edition has been completely revised and updated with newest scientific insights and clinical implications. The detailed and colorful imaging throughout maximizes visual learning to help nurses master the knowledge they need to understand clinical disorders.


FEATURES

- ▶ Hundreds of detailed and colorful photographs, diagrams, charts, and other visual aids guide nurses through understanding of all major disease categories
- ▶ Each topic includes boxes summarizing “How it happens” and “What to look for”, directly linking pathophysiology to clinical signs and symptoms
- ▶ Light-hearted logos reinforce key points
- ▶ Memory Board presents visual mnemonics to help nurses remember difficult concepts
- ▶ “Vision Quest” puzzles test readers knowledge in an entertaining way

Note to Booksellers: The previous edition published in February, 2011. (ISBN: 978-1-60913-600-0)

Softbound / ISBN: 978-1-4963-2167-1 / (US\$50.99 / £34.00(t) / €41.00(t))

Approx. 296 pp. / Approx. 919 Illus. / 799 in Full Color / 7 x 9 / May 2016



Nursing2017 Drug Handbook *Canadian Edition*


By **Wolters Kluwer**

DESCRIPTION

- ▶ Endorsed by the Canadian Nursing Students' Association
 - ▶ Approximately 50 brand-new generic drugs added
 - ▶ 36 new complete drug monographs included in “New Drugs” section (follows the A-Z section)
 - ▶ Cross-references to all new drug monographs (inserted alphabetically in the A-Z section)
-
- ▶ New monograph heading (“Pregnancy-Lactation-Reproduction”)
 - ▶ New logo (“Dialyzable drug”) within “Contraindications & Cautions”
 - ▶ 2 new appendices:
 - Antidiarrheals: Indications and dosages
 - Additional over-the-counter drugs: Indications and dosages
 - ▶ New tabs for easy access to “New Drugs” section and “Drug Classes” chapter
 - ▶ Free Online Toolkit

Softbound / ISBN: 978-1-4963-3980-5 / (US\$44.99 / £31.00(t) / €37.00(t)) Worldwide

Approx. 1,736 pp. / 5 x 8 / June 2016



Nursing2017 Drug Handbook

By Wolters Kluwer

DESCRIPTION

THE best-selling drug guide for nurses & other clinicians . . . always dependable, always up to date!

Look for these outstanding features

- ▶ Completely updated nursing-focused drug monographs featuring over 3,500 generic, brand-name, and combination drugs in an easy A-to-Z format
- ▶ 49 brand-new FDA-approved drugs in this edition—with 36 new comprehensive drug monographs, alphabetized *and* conveniently grouped in a handy “New Drugs” section
- ▶ Over 6,000 clinical updates—new dosages and indications, Black Box warnings, adverse reactions, nursing considerations, clinical alerts, and patient teaching information
- ▶ NEW “Pregnancy-Lactation-Reproduction” heading and “Dialyzable Drug” logo in each drug monograph
- ▶ NEW appendices covering Antidiarrheals and OTC drugs
- ▶ Special attention to drug safety issues and concerns (U.S. and Canada)
- ▶ Over 455 Photoguide images of the most popular tablets and capsules

FEATURES


Plus FREE companion Toolkit available online through NDHnow.com

- ▶ Monthly FDA updates on new drugs, indications, and warnings
- ▶ Pharmacology videos, audio pronunciation guide, and English-Spanish translator
- ▶ Equianalgesic dosing guidelines for opioid drugs
- ▶ Mechanisms and sites of action graphics for selected drugs
- ▶ NCLEX®-style questions, free CE tests, plus bonus discounts . . . and more!

Note to Booksellers: The previous edition published in May, 2015. (ISBN: 978-1-4698-8704-3)

Softbound / ISBN: 978-1-4963-2255-5 / (US\$44.99 / £29.99(t) / €36.00(t)) Worldwide

Approx. 1,736 pp. / 5 x 8 / June 2016



Intrapartum Management Modules Fifth Edition

By **Betsy B. Kennedy, PhD, RN, CNE,** and **Suzanne McMurtry Baird, DNP, RN**

DESCRIPTION

Confidently deliver safe, accurate intrapartum care with the expert guidance of **Intrapartum Management Modules, Fifth Edition**. This essential, fully updated edition offers easy-to-follow directions on the full range of intrapartum skills, from admission assessment of the laboring woman and fetus to delivery and postpartum care. Written by top-level intrapartum nurses and educators, this is not only an essential study aid for inpatient obstetric nursing certification; it also offers indispensable

orientation support to new practitioners.

FEATURES


Absorb the A to Z of intrapartum nursing science and skills . . .

- ▶ **NEW** and updated content offers the latest evidence-based therapeutic methods, drugs, and technology
- ▶ **NEW** chapter on electronic fetal heart rate monitoring
- ▶ **Practice strips** for monitoring fetal heart rate and contractions
- ▶ **End-of-module practice/review questions and end-of-book posttests** to aid retention and bulletproof exam preparation
- ▶ **Centers for Disease Control guidelines** for safe labor and delivery
- ▶ **National Institute of Child Health and Human Development guidelines** for accurate electronic fetal monitoring
- ▶ **Self-paced independent learning manual**—step-by-step directions for vital skills, including:
 - ▶ Physical exam of the laboring woman
 - ▶ Evaluating contractions
 - ▶ Meeting the individual and cultural needs of the laboring woman and family
 - ▶ Identifying the high-risk mother and fetus
 - ▶ Assessing fetal health
 - ▶ Managing gestational diabetes
 - ▶ Determining whether a patient is at risk for domestic violence
 - ▶ Evaluating fetal lie and presentation
 - ▶ Breathing and effleurage techniques
 - ▶ Managing an unexpected delivery

Note to Booksellers: The previous edition published in April, 2008. (ISBN: 978-0-7817-8168-8)

Softbound / ISBN: 978-1-4511-9463-0 / (US\$69.99 / £49.00 / €59.00) Worldwide

Approx. 584 pp. / 10 in Full Color / 8.375 x 10.875 / June 2016



Lippincott Q&A Review for NCLEX-RN® Twelfth Edition

By Diane Billings, EdD, RN, FAAN, Chancellor's Professor, Professor of Nursing, Associate Dean, Teaching, Learning, and Information Resources, Center for Teaching and Lifelong Learning, Indiana University School of Nursing, Indianapolis, IN and Desiree Hensel, PhD, RN, PCNS-BC, CNE, Indiana University School of Nursing, Bloomington, Indiana

DESCRIPTION

Lippincott Q&A Review for NCLEX-RN®, Twelfth Edition is designed to help pre-licensure nursing students prepare for the licensing examination. Students and faculty also use the

book as a study guide and as practice tests for preparing for faculty-made examinations.

The product is designed to support the four major content areas in pre-licensure programs: maternity, pediatric, medical-surgical, and mental health nursing. Within each of the four sections, chapters are organized around common health problems. When studying, students can select examinations that parallel the content in a particular course in a variety of curricula. The textbook also includes six comprehensive examinations to provide students realistic examples of the NCLEX-RN test, in which items span multiple subject areas and questions vary by difficulty.

This consistently best-selling NCLEX-RN review book features more than 6,000 high-level questions that prompt active learning and higher-order thinking. The questions support the National Council of State Boards of Nursing (NCSBN) 2016 RN test plan and are written in the style used on the licensing examination. Other features include the use of all the types of alternate-format questions found on the licensing examination, detailed rationale for both correct and incorrect answers, information about the NCLEX-RN, study tips, and a “Content Mastery and Test-Taking Self Analysis” grid, by which students can chart their own progress and modify study plans as needed. The accompanying site on thePoint provides an opportunity for students to practice taking computer-generated examinations as well as answering “audio” questions that require students to listen to audio files.

FEATURES

- ▶ Item revision based on data from *Lippincott NCLEX-RN PassPoint*.
- ▶ Emphasis on link of the book to *PassPoint*, providing students a variety of ways to identify areas for study and practice.

continued

Note to Booksellers: A revised reprint of the previous edition published in October, 2014. (ISBN: 978-1-4698-8776-0)

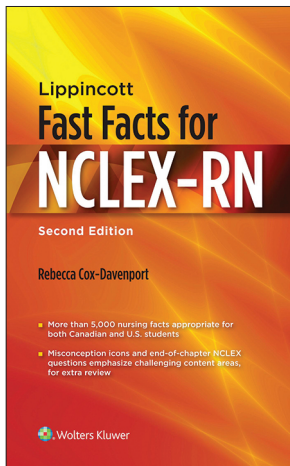
Softbound / ISBN: 978-1-4698-8661-9 / (US\$59.99 / £38.00(t) / €46.00(t))

US & Canada

Approx. 1132 pp. / Approx. 146 Illus. / Approx. 8 2-Color Illus. / 8 x 11 / April 2016

Lippincott Q&A Review for NCLEX-RN®
*Twelfth Edition***FEATURES CONTINUED**

- ▶ Revision of the organization of the comprehensive tests to include tests of varying lengths; this will allow students to practice taking shorter and longer tests so they can estimate their concentration and fatigue level.
- ▶ All questions reviewed and updated as needed for appropriateness for Canadian nursing practice.
- ▶ Greater emphasis on pharmacology and management of care questions (delegation, prioritization, and leadership), as per the NCLEX-RN 2016 test plan.
- ▶ Additional questions about older adults.
- ▶ Additional questions requiring students to make clinical decisions.
- ▶ Adherence to the NCLEX-RN 2016 test plan and Practice Analysis.
- ▶ Questions formulated based on frequency of nursing actions as per NCSBN Practice Analysis.
- ▶ Added information on test preparation and study plans; more information on taking computerized tests (a need identified in the Canadian market).
- ▶ Color highlights for alternate-format questions to emphasize them for students and potential adopters (students and faculty who want to be assured of availability of these types of questions). Color highlights will NOT be used in comprehensive exams to simulate more closely the format of the actual NCLEX-RN.
- ▶ Conversion grid from metric to imperial to assist students in both the United States and Canada to become familiar with these differences in measurements; all questions will be written to include both types of measurements.
- ▶ Continued use of high-level questions and teaching rationale.



Lippincott Fast Facts for NCLEX-RN® Second Edition

By **Rebecca Cox-Davenport, PhD, RN**, *Wilson College, Chambersburg, PA*

DESCRIPTION

Lippincott Fast Facts for NCLEX-RN®, Second Edition is designed as a quick and easy review for nursing students to use when preparing for the licensing examination. With thousands of facts, the book covers all aspects of nursing care. Each up-to-date fact has been thoroughly reviewed by U.S. and Canadian

experts in NCLEX preparation for validity and to ensure the content areas most likely to be covered on the test are represented. Each fact has been worded concisely for easy recall and recollection while taking the actual examination. A small open box precedes each fact, which the student can use to “check off” those facts that he or she has mastered.

FEATURES

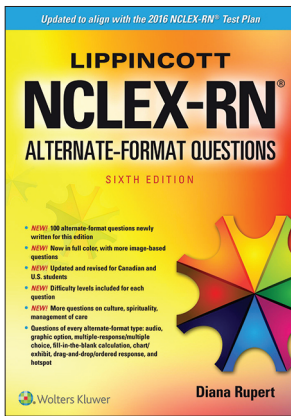
The content is divided into seven broad parts: management of care, client safety, adult care (medical-surgical and gerontology), maternal-neonatal care, pediatric care, psychiatric care, and pharmacology. Each major section ends with a group of challenging NCLEX-style questions and tied to topics covered in the section for review and practice. Additionally, especially challenging facts (Misconceptions) based on objective data ascertained through our question database will be marked with a bull’s-eye icon for special emphasis. Appendices cover information about the NCLEX, test-taking strategies, and an Answer Key with rationales for the questions included in the text. The product also comes with an access code to a Point site with online resources and trial access to *Lippincott NCLEX-RN PassPoint*.

Note to Booksellers: The previous edition published in June, 2011. (ISBN: 978-1-4511-1327-3)

Softbound / ISBN: 978-1-4963-2536-5 / (US\$40.99 / £26.50(t) / €32.00(t))

US & Canada

Approx. 400 pp. / Approx. 16 2-Color Illus. / 5 x 8 / May 2016



Lippincott NCLEX-RN® Alternate-Format Questions Sixth Edition

By **Diana L. Rupert, RN, MSN, PhD**, *Indiana University of Pennsylvania, Indiana, PA*

DESCRIPTION

Lippincott NCLEX-RN Alternate-Format Questions, Sixth Edition is designed to help anyone preparing to take the RN licensing examination. Students and faculty also may use the

book as a study guide and practice tests for preparing for faculty-made examinations.

This expanded Sixth Edition has everything needed for students to be fully prepared to answer every type of question found on the NCLEX. More than 600 questions include multiple-response, drag-and-drop, hotspot, audio, chart, graphic option, and fill-in-the blank questions. Also included are two comprehensive tests with 100 questions each. Rationales are clear and detailed and cover correct as well as incorrect answers. Test-taking strategies help students dissect each question to its core components and provide keys to choosing the right answer. The book reviews all the topics covered on the actual NCLEX-RN.

FEATURES


Hundreds of questions at the application level or above prompt active learning and higher-order thinking. Questions are aligned with the National Council of State Boards of Nursing (NCSBN) 2016 RN test plan and are written in the style used on the licensing examination. An accompanying trial site that gives access to *Lippincott NCLEX-RN PassPoint* provides an additional opportunity for students to practice for NCLEX while also giving a glimpse of the full *PassPoint* experience.

Note to Booksellers: The previous edition published in April, 2013. (ISBN: 978-1-4511-8545-4)

Softbound / ISBN: 978-1-4963-2531-0 / (US\$42.99 / £28.95 / €35.00)

US & Canada

Approx. 416 pp. / Approx. 200 Illus. / Approx. 8 Tables / 7 x 10 / April 2016



Fundamentals of Periodontal Instrumentation and Advanced Root Instrumentation

Eighth Edition

By Jill Gehrig, RDH, MA; Rebecca Sroda, RDH, MS; Darlene Sacuzzo, CDA, RDH, BASDH

DESCRIPTION

Walking dental hygiene students step-by-step through the “how to”—not just the “what” and “why”—of using periodontal and root instruments, this Eighth Edition of Jill Gehrig’s definitive resource features new chapters, new online technique videos, updated coverage of the latest evidence-based techniques and equipment, and an expanded array of online teaching and learning resources.

Designed to make it easy for students to learn instrumentation, this practical book first takes students through basic skills—patient positioning, intraoral finger rests, and basic instrumentation—then covers advanced techniques, including assessment of periodontal patients and instrumentation of the root branches of multirrooted teeth, root concavities, and furcation areas.

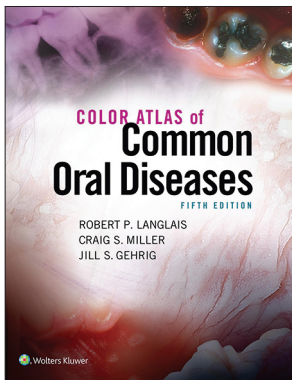
FEATURES

- ▶ Stand-alone modules provide step-by-step instructions for each major instrument classification (sickle scalars, universal curets, area-specific curets, etc.), providing instructors with maximum teaching flexibility.
- ▶ Module outlines make it easy for students to locate specific information.
- ▶ Chapter-opening learning objectives help students recognize and study important concepts.
- ▶ A step-by-step format allows students to work independently and at their own pace—fostering autonomy and decision-making skills.
- ▶ Key terms help students learn a whole new dental vocabulary as they move through the text.
- ▶ Study aids, including boxes, tables, and flow charts, visually reinforce important content and permit quick reference during technique practice and at-home review.
- ▶ Case-based patient experiences and critical thinking activities encourage students to apply concepts to clinical situations and help develop problem-solving skills.
- ▶ Skill evaluation checklists guide student practice, promote self-assessment skills, and provide benchmarks for faculty evaluation of skill attainment.
- ▶ Thirty-two FREE online videos (12 new to this edition) demonstrate instrumentation techniques.

Note to Booksellers: The previous edition published in January, 2012. (ISBN: 978-1-60913-331-3)

Spiralbound / ISBN: 978-1-4963-2020-9 / (US\$110.99 / £74.00(t) / €89.00(t)) Worldwide

Approx. 800 pp. / Approx. 1,807 Illus. / Approx. 81 2-Color Illus. / 1,726 in Full Color / 8.375 x 10.875 / April 2016



Color Atlas of Common Oral Diseases Fifth Edition

By Robert Langlais, and Craig Miller

DESCRIPTION

Featuring over 800 clear, high-quality photographs and radiographic illustrations, this fully updated Fifth Edition of **Color Atlas of Common Oral Diseases** is designed throughout to help readers recognize and identify oral manifestations of local or systemic diseases. The new edition includes expanded and updated content and is enhanced by new images, new case studies, a stronger focus on national board exam prep, and more. The book's easy-to-navigate, easy-to-learn-from standard format consists of two-page spreads that provide a narrative overview on one page with color illustrations on the facing page. To integrate oral diagnosis, medicine, pa-


thology, and radiology, the overviews emphasize the clinical description of oral lesions, cover the nature of various disease processes, and provide a brief discussion of cause and treatment options.

FEATURES

- ▶ **An increased focus on national exam preparation** is reflected in end-of-chapter questions, entities, cases, and images.
- ▶ **Differential Diagnosis Tables** added to each section help students distinguish a particular disease or condition from others that have a similar appearance.
- ▶ **Coverage of new entities**, such as Radiopaque Lesions of the Jaw, have been added.
- ▶ **Additional content on Facial & Neck Lesions** has been added.
- ▶ **A greatly expanded Radiographs section** includes 30 new images and up-to-date content.
- ▶ **Approximately 85 new images** enhance the book's unparalleled photo and illustration program.
- ▶ **New Student Resources: Case Studies (five per chapter)** expand students' opportunities to apply what they've learned to clinical situations. Select Disease Fact Sheets and an image bank.
- ▶ **A reader-friendly organization** presents clinical and radiographic features of common diseases found in the oral cavity according to location, color, surface change, and radiographic appearance.
- ▶ **Chapter-opening learning objectives** help students focus their studies by setting forth what they need to know after completing the chapter.
- ▶ **Color-coded sections with tabs** organize information into logical sections to help students locate information quickly.
- ▶ **Highlighted key words** draw student attention to important concepts.
- ▶ **Case studies(80 in all)** give students an opportunity to apply their knowledge to clinical situations and prepare for the National Board Examinations.
- ▶ **A comprehensive Glossary** offers clear, simple definitions for key terms.
- ▶ **Expanded instructors' resources and all-new student resources** save instructors time and help students succeed.

Note to Booksellers: The previous edition published in April, 2009. (ISBN: 978-0-7817-8097-1)

Softbound / ISBN: 978-1-4963-3208-0 / (US\$86.99 / £58.00 / €70.00) Worldwide
Approx. 288 pp. / Approx. 812 Illus. / 800 in Full Color / 8.375 x 10.875 / April 2016



Koneman's Color Atlas and Textbook of Diagnostic Microbiology Seventh Edition

By Gary W. Procop, MD, MS, *The Cleveland Clinic Foundation, Cleveland, OH*; Deirdre L. Church MD PhD FRCPC D(ABMM); Geraldine S. Hall, PhD, D(ABMM); William M. Janda, PhD, D(ABMM); Elmer W. Koneman, MD; Paul C. Schreckenberger, PhD, D(ABMM) and Gail L. Woods, MD

DESCRIPTION

Now in striking full color, this Seventh Edition of Koneman's gold standard text presents all the principles and practices readers need for a solid grounding in all aspects of clinical microbiology—bacteriology, mycology, parasitology, and virology.

Comprehensive, easy-to-understand, and filled with high quality images, the book covers cell and structure identification in more depth than any other book available. This fully updated Seventh Edition is enhanced by new pedagogy, new clinical scenarios, new photos and illustrations, and all-new instructor and student resources.

To enhance teaching the learning, the book is now supported by chapter-by-chapter online resources for instructors and students, including, an image bank, PowerPoint slides, and Weblinks. A Test Bank is available for instructors.

FEATURES

- ▶ **A new-full color design** clarifies important concepts and engages students.
- ▶ **Updated and expanded coverage of the mycology and molecular chapters** reflect the latest advances in the field.
- ▶ **New clinical scenarios** demonstrate key applications of microbiology in the real world.
- ▶ **Additional high quality images** enhance visual understanding.
- ▶ **Clinical correlations** link microorganisms to specific disease states using references to the most current medical literature available.
- ▶ **Practical guidelines for cost-effective, clinically relevant evaluation of clinical specimens** include extent of workup and abbreviated identification schemes.
- ▶ **In-depth chapters** cover the increasingly important areas of immunologic and molecular diagnosis.
- ▶ **Principles of biochemical tests** are explained and illustrated to bridge the gap between theory and practice.
- ▶ **Line drawings, photographs, and tables** clarify more complex concepts.
- ▶ **Display boxes** highlight essential information on microbes.
- ▶ **Techniques and procedure charts** appear at the back of the book for immediate access.
- ▶ Extensive bibliographic documentation allows students to explore primary sources for information.

Note to Booksellers: The previous edition published in November, 2005. (ISBN: 978-0-7817-3014-3)

North American Edition / Hardbound / ISBN: 978-1-4511-1659-5 / (US\$133.99(t) / £N/A / €N/A)
USA, Canada, Australia, New Zealand, Puerto Rico & US Virgin Islands
(St. Thomas & St. Croix)

International Edition / Hardbound / ISBN: 978-1-4511-8935-3 / (US\$133.99(t) / £N/A / €N/A)
World ex. USA, Canada, Australia, New Zealand, Puerto Rico & US Virgin Islands
(St. Thomas & St. Croix)

Approx. 1,936 pp. / Approx. 859 Illus. / Approx. 87 2-Color Illus. / 770 in Full Color /
Approx. 290 Tables / 8.375 x 10.875 / June 2016

SPANISH LANGUAGE TITLES

AVAILABLE WORLDWIDE

MEXICO & CENTRAL AMERICA

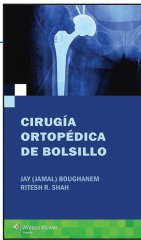
Wolters Kluwer P&E Mexico,
S.A. de C.V.
Ejercito Nacional No. 404, Of. 801/802
Victor Diaz
tel: +52 (55) 56633369 ext. 102
mob: +52 (55) 40803651
email: Victor.Diaz@wolterskluwer.com

SPAIN

Servicio Universidad / Prodilu
tel: +34 93 260 1919 / +34 91 565 2800
email: comercial@serviciouniversidad.es
Prodilu@serviciouniversidad.es

REST OF WORLD

Wolters Kluwer
PO Box 1600
Hagerstown, MD 21741 USA
tel: 1-301-223-2318
fax: 1-301-223-2400
Visit LWW.com




Boughanem

Cirugía ortopédica de bolsillo (Pocket Notebook Series)

(Pocket Notebook Series)


April 2016 / ISBN: 978-84-16353-78-1
(US\$45.00(t) / £28.50(t) / €34.00(t))



Boyer

Matemáticas para enfermeras Guía de bolsillo para el cálculo y la preparación de medicamentos, 4e

June 2016 / ISBN: 978-84-16353-89-7
(US\$29.00(t) / £20.95(t) / €25.00(t))




Coviello

Manual interactivo de auscultación cardiaca y respiratoria, 5e

June 2016 / ISBN: 978-84-16353-72-9
(US\$60.00 / £46.00 / €55.00)

SPANISH LANGUAGE TITLES (continued)


North American Edition
cover shown



Escott-Stump

Nutrición, diagnóstico y tratamiento, 8e

May 2016 / ISBN: 978-84-16353-63-7
(US\$88.00 / £52.00 / €62.00)



Fletcher

Epidemiología clínica, 5e

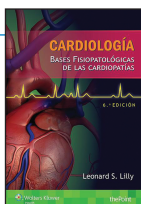
June 2016 / ISBN: 978-84-16353-91-0
(US\$50.00(t) / £N/A / €42.00(t))



Hurt

Ginecología y obstetricia de bolsillo, 1e (Pocket Notebook Series)


April 2016 / ISBN: 978-84-16353-88-0
(US\$37.50(t) / £23.50(t) / €28.24(t))



Lilly

Cardiología. Bases fisiopatológicas de las cardiopatías Bases fisiopatológicas de las cardiopatías, 6e

June 2016 / ISBN: 978-84-16353-71-2
(US\$55.00 / £42.00 / €50.00)



Wolters Kluwer

Enfermería fácil. Cálculo y administración de medicamentos, 5e

May 2016 / ISBN: 978-84-16353-81-1
(US\$45.00(t) / £N/A / €41.00(t))

SPANISH LANGUAGE TITLES (continued)



Wolters Kluwer

Enfermería fácil. Fundamentos de enfermería, 2e

May 2016 / ISBN: 978-84-16353-82-8
(US\$45.00(t) / £N/A / €41.00(t))



Wolters Kluwer

Enfermería fácil. Enfermería materno-neonatal, 3e

May 2016 / ISBN: 978-84-16353-83-5
(US\$45.00(t) / £N/A / €41.00(t))



Wolters Kluwer

Enfermería fácil. Enfermería pediátrica, 2e

May 2016 / ISBN: 978-84-16353-84-2
(US\$45.00(t) / £N/A / €41.00(t))



Wolters Kluwer

Enfermería fácil. Procedimientos de enfermería, 2e

May 2016 / ISBN: 978-84-16353-85-9
(US\$45.00(t) / £N/A / €41.00(t))



Wolters Kluwer

Enfermería fácil. Enfermería del paciente en estado crítico, 4e

May 2016 / ISBN: 978-84-16353-80-4
(US\$45.00(t) / £N/A / €41.00(t))

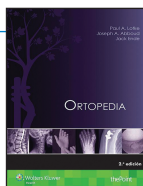


Wolters Kluwer

Enfermería fácil. Cuidado y atención de heridas, 3e

Approx. 288 pp. / May 2016
Softbound / ISBN: 978-84-16353-86-6
(US\$45.00(t) / £N/A / €41.00(t))


SPANISH LANGUAGE TITLES (continued)



Lotke

Ortopedia, 2e

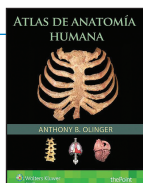
June 2016 / ISBN: 978-84-16353-79-8
(US\$50.00 / £31.95 / €38.00)



MacDonald

Avery. Neonatología, 7e

June 2016 / ISBN: 978-84-16353-68-2
(US\$215.00 / £148.00 / €178.00)



Olinger

Atlas de anatomía humana

April 2016 / ISBN: 978-84-16353-77-4
(US\$80.00(t) / £50.00(t) / €60.00(t))

ORDER FORM

NAME: _____

ADDRESS: _____

CITY / COUNTRY / POSTAL CODE: _____

ACCOUNT NUMBER: _____

MEDICAL

Author/ISBN or Product Code	Title	Page	Price (US\$)	Sterling (£) Euro (€)	Quantity
Yao 978-1-4963-1170-2	Yao & Artusio's Anesthesiology, Problem-Oriented Patient Management, 8e	1	US\$134.99	€108.00(t) £90.00(t)	
Berg 978-1-4963-1795-7	Anesthesia Review, Blasting the Boards	2	US\$79.99	€56.00(t) £47.00(t)	
Domino 978-1-4963-3996-6	The 5-Minute Clinical Consult 2017, 25e	3	US\$99.99	€80.00(t) £67.00(t)	
Domino 978-1-4963-3997-3	The 5-Minute Clinical Consult, Premium 2017, 25e	4	US\$199.99	€162.00(t) £135.00(t)	

Sterling and Euro prices are applicable in Europe only.

All prices, bibliographic details and publication dates are liable to change without prior notice.

Author/ISBN or Product Code	Title	Page	Price (US\$)	Sterling (£) Euro (€)	Quantity
Cashen 978-1-4963-2808-3	Hematology and Oncology Subspecialty Consult, 4e	5	US\$59.99	€48.00(t) £40.00(t)	
Fondahn 978-1-4511-9355-8	Washington Manual of Patient Safety and Quality Improvement	6	US\$39.99	€32.00(t) £27.00(t)	
Fadem 978-1-4963-1047-7	BRS Behavioral Science, 7e	7	US\$49.99 £33.50(t)	€40.00(t)	
DeVita 978-1-4963-3398-8	Cancer of the Breast, Cancer: Principles & Practice of Oncology, 10e	8	US\$99.99(t)	€80.00(t) £67.00(t)	
DeVita 978-1-4963-3396-4	Colon and Other Gastrointestinal Cancers, Cancer: Principles & Practice of Oncology, 10e	9	US\$99.99(t)	€80.00(t) £67.00(t)	
DeVita 978-1-4963-3397-1	Prostate and Other Genitourinary Cancers, Cancer: Principles & Practice of Oncology, 10e	10	US\$99.99(t)	€80.00(t) £67.00(t)	

Sterling and Euro prices are applicable in Europe only.

All prices, bibliographic details and publication dates are liable to change without prior notice.

Author/ISBN or Product Code	Title	Page	Price (US\$)	Sterling (£) Euro (€)	Quantity
Khan 978-1-4698-8997-9	Khan's Treatment Planning in Radiation Oncology	11	US\$209.99	€168.00 £140.00	
Khleif 978-1-4963-0555-8	Skeel's Handbook of Cancer Therapy, 9e	12	US\$89.99	€71.00(t) £59.00(t)	
Bagheri, Wajda, Calvo, Durrani 978-1-4963-1883-1	The Wills Eye Manual, Office and Emergency Room Diagnosis and Treatment of Eye Disease, 7e	13	US\$94.99	€72.00(t) £59.99(t)	
Garcia-Larrea 978-1-4963-3362-9	Pain and the Conscious Brain	14	US\$84.99	€68.00(t) £57.00(t)	
Sluka 978-1-4963-4323-9	Mechanisms and Management of Pain for the Physical Therapist, 2e	15	US\$94.99	€77.00(t) £64.00(t)	
Waldman 978-1-4963-4546-2	Waldman's Atlas of Diagnostic Ultrasound of Painful Foot and Ankle Conditions	16	US\$139.99	€80.00 £67.00	

***Sterling and Euro prices are applicable in Europe only.
All prices, bibliographic details and publication dates are liable to change without prior notice.***

Author/ISBN or Product Code	Title	Page	Price (US\$)	Sterling (£) Euro (€)	Quantity
Waldman 978-1-4963-0289-2	Waldman's Comprehensive Atlas of Diagnostic Ultrasound of Painful Conditions	17	US\$269.99	€152.00(t) £127.00(t)	
Bammer 978-1-4511-4715-5	MR & CT Perfusion Imaging: Clinical Applications and Theoretical Principles	18	US\$279.99	€224.00 £187.00	
Hsu 978-1-4963-0718-7	Gastrointestinal Imaging: A Core Review	19	US\$59.99	€48.00 £40.00	
Kandarpa 978-1-4963-0207-6	Handbook of Interventional Radiologic Procedures	20	US\$74.99	€60.00 £50.00	
Nissman 978-1-4698-9948-0	Emergency and Trauma Radiology: A Teaching File	21	US\$59.99	€48.00(t) £40.00(t)	
Singh 978-1-4963-0719-4	Gastrointestinal Imaging: The Essentials	22	US\$110.99	€89.00(t) £74.00(t)	
Grover 978-1-4511-9353-4	Master Techniques in Surgery: Cardiac Surgery	23	US\$299.99	€240.00 £200.00	

Sterling and Euro prices are applicable in Europe only.

All prices, bibliographic details and publication dates are liable to change without prior notice.

Author/ISBN or Product Code	Title	Page	Price (US\$)	Sterling (£) Euro (€)	Quantity
NURSING					
Carpenito 978-1-4963-3841-9	Nursing Diagnosis, Application to Clinical Practice, 15e, North American Edition	24	US\$66.99	£42.00 €50.00	
Carpenito 978-1-4963-4494-6	Nursing Diagnosis, Application to Clinical Practice, 15e, International Edition	24	US\$66.99	€N/A £N/A	
Carpenito 978-1-4963-3839-6	Handbook of Nursing Diagnosis, 15e, North American Edition	25	US\$49.99(t)	£N/A €N/A	
Carpenito 978-1-4963-5369-6	Handbook of Nursing Diagnosis, 15e, International Edition, <i>World ex. USA, Canada, Australia, New Zealand, Puerto Rico & US Virgin Islands (St. Thomas & St. Croix)</i>	25	US\$49.99(t)	€29.00(t) £24.00(t)	
Wolters Kluwer 978-1-4963-2167-1	Pathophysiology Made Incredibly Visual, Third Edition	27	US\$50.99	€41.00(t) £34.00(t)	
Wolters Kluwer 978-1-4963-3980-5	Nursing2017 Drug Handbook, Canadian Edition	28	US\$44.99	€37.00(t) £31.00(t)	

Sterling and Euro prices are applicable in Europe only.

All prices, bibliographic details and publication dates are liable to change without prior notice.

Author/ISBN or Product Code	Title	Page	Price (US\$)	Sterling (£) Euro (€)	Quantity
Wolters Kluwer 978-1-4963-2255-5	Nursing2017 Drug Handbook	29	US\$44.99	€36.00(t) £29.99(t)	
Kennedy 978-1-4511-9463-0	Intrapartum Management Modules, 5e	30	US\$69.99	€59.00 £49.00	
Billings 978-1-4698-8661-9	Lippincott Q&A Review for NCLEX-RN®, 12e	31	US\$59.99	€46.00(t) £38.00(t)	
Cox-Davenport 978-1-4963-2536-5	Lippincott Fast Facts for NCLEX-RN®, 2e	33	US\$40.99	€32.00(t) £26.50(t)	
Rupert 978-1-4963-2531-0	Lippincott NCLEX-RN® Alternate-Format Questions, 6e	34	US\$42.99	€35.00 £28.95	

HEALTH PROFESSIONS

Gehrig 978-1-4963-2020-9	Fundamentals of Periodontal Instrumentation and Advanced Root Instrumentation, 8e	35	US\$110.99	€89.00(t) £74.00(t)	
-----------------------------	---	----	------------	------------------------	--

Sterling and Euro prices are applicable in Europe only.

All prices, bibliographic details and publication dates are liable to change without prior notice.

Author/ISBN or Product Code	Title	Page	Price (US\$)	Sterling (£) Euro (€)	Quantity
Langlais 978-1-4963-3208-0	Color Atlas of Common Oral Diseases, 5e	36	US\$86.99	€70.00 £58.00	
Procop 978-1-4511-1659-5	Koneman's Color Atlas and Textbook of Diagnostic Microbiology, 7e, North American Edition, USA, Canada, Australia, New Zealand, Puerto Rico & US Virgin Islands (St. Thomas & St. Croix)	37	US\$133.99(t)	€N/A £N/A	
Procop 978-1-4511-8935-3	Koneman's Color Atlas and Textbook of Diagnostic Microbiology, 7e, International Edition, World ex. USA, Canada, Australia, New Zealand, Puerto Rico & US Virgin Islands (St. Thomas & St. Croix)	37	US\$133.99(t)	€N/A £N/A	

Sterling and Euro prices are applicable in Europe only.

All prices, bibliographic details and publication dates are liable to change without prior notice.

**For institutional or network pricing, please call 1-301-223-2300, or contact your local Wolters Kluwer representative (see pages vi-x).

Journals and Electronic Media are available from your distributor or from Wolters Kluwer—call 1-301-223-2300 for more information, or FAX 1-301-223-2400.

ALL PRICES ARE SUBJECT TO CHANGE WITHOUT NOTICE.

Prices shown do not include tax, unless otherwise stated.

VAT or other local taxes may apply to certain products.

Prices do not include shipping and handling.

(t)=Tentative.

IMPORTANT: If you are using a purchase order, please attach this order form.

Wolters Kluwer titles are available from your distributor.

LWW412NPA (4/12) INT/EUR



April-June 2016


 Wolters Kluwer

Nursing2017 Drug Handbook

THE best-selling drug guide for nurses & other clinicians...always dependable, always up to date!

Look for these outstanding features:

- NEW “pregnancy-lactation-reproduction” heading and “dialyzable drug” logo in each drug monograph
- NEW appendices covering Antidiarrheals and OTC drugs
- 49 brand-NEW FDA-approved drugs in this edition—with 36 new comprehensive drug monographs, alphabetized *and* conveniently grouped in a handy “new drugs” section.
- Over 6,000 clinical updates—NEW dosages and indications, Black Box warnings, adverse reactions, nursing considerations, clinical alerts, and patient teaching information
- Special attention to drug safety issues and concerns (U.S. and Canada)
- Over 455 Photoguide images of the most popular tablets and capsules
- FREE companion Toolkit available online offering monthly FDA updates on new drugs, indications, and warnings, Pharmacology videos, audio pronunciation guide, English-Spanish translator, NCLEX®-style questions, free CE tests, plus bonus discounts, and more!



Softbound / ISBN: 978-1-4963-2255-5 / (US\$44.99 / £29.99(t) / €36.00(t)) Worldwide

Approx. 1,736 pp. / 5 x 8 / June 2016