



## 2017 BASEBALL CHAMPIONSHIP

SAL MAGLIE STADIUM, NIAGARA FALLS, NY  
HOSTED BY: CANISIUS COLLEGE & NIAGARA UNIVERSITY  
MAY 23-28, 2017



2017 BASEBALL CHAMPIONSHIP BRACKET



**2017 MAAC BASEBALL CHAMPIONSHIP BRACKET**  
**MAY 24 – 28**


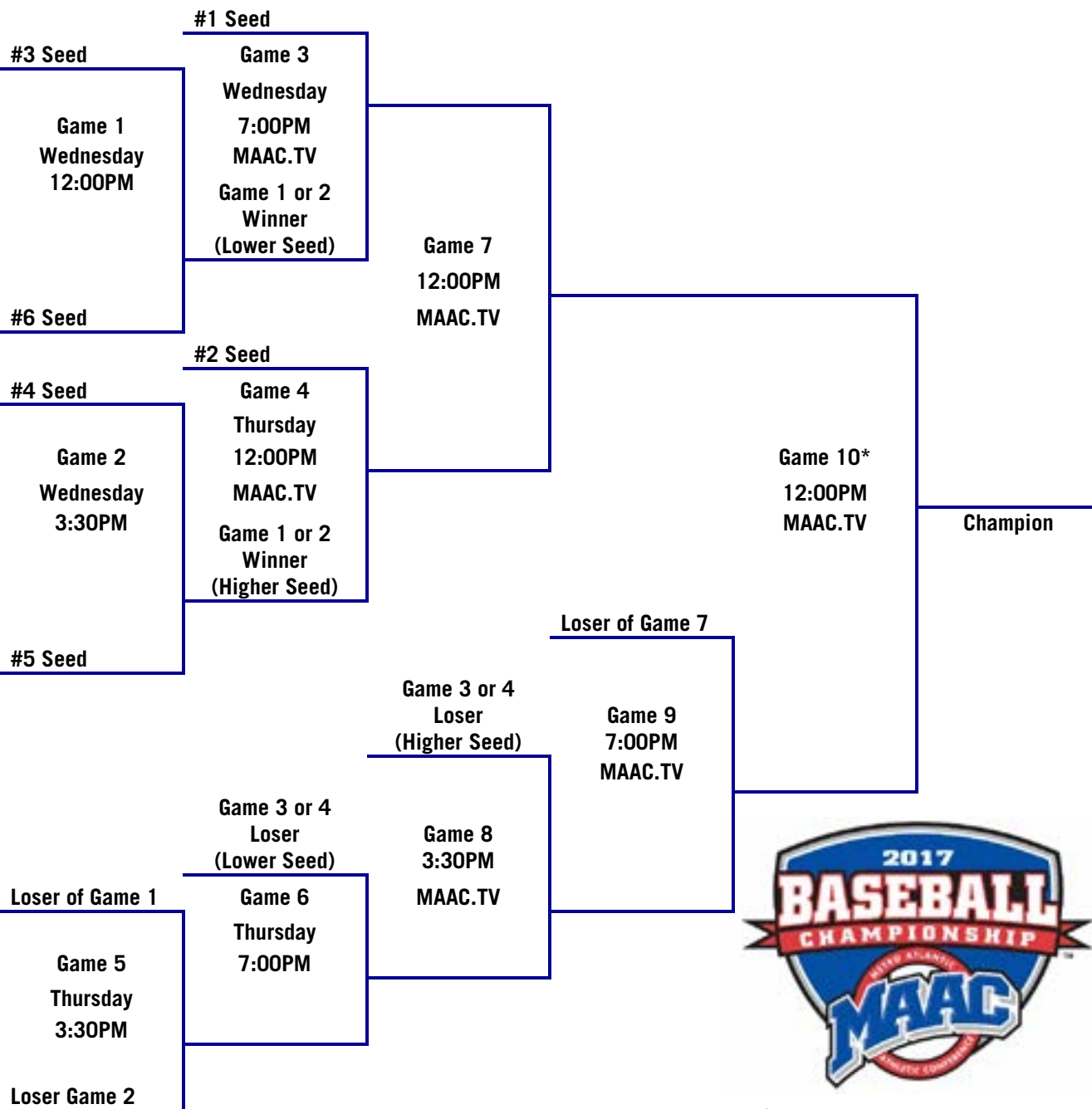
**First Round**  
Wednesday/  
Thursday  
May 24/25

**Second Round**  
Wednesday/  
Thursday  
May 24/25

**Third Round**  
Friday  
May 26

**Fourth Round**  
Friday  
May 26

**Championship**  
Saturday  
May 27



\*Game 11 to follow Game 10, if necessary at 3:30PM on MAAC.TV



**MAAC STAFF DIRECTORY**


712 Amboy Avenue  
Edison, New Jersey 08837  
(732) 738-5455

Richard J. Ensor, Esq.....	MAAC Commissioner
Jessica Hegmann.....	Senior Associate Commissioner / SWA
Jordan Confessore.....	Associate Commissioner / Men's Basketball & Baseball
Tess Romine-Black.....	Assistant Commissioner / New Media
Dedra Palmer.....	Assistant Commissioner / Championships
Alexis Wayne.....	Director of Women's Basketball Operations
Rob DeVita .....	Director of New Media / Communications
Anthony Ruggiero.....	Director of New Media / Communications
Kyle Firestine .....	Director of New Media / Video
Lily Rodriguez.....	Director of Championships
Colby Wehner.....	Director of Championships
Brian "BJ" Merriam.....	Director of Compliance & Student Athlete Services
Conor Hart.....	Administrative Fellow
Timothy Stiroh.....	Administrative Fellow
Darrin Sealy.....	Coordinator of Baseball Officials

**TABLE OF CONTENTS**

<u>Content</u>	<u>Pg.</u>
Championship Bracket	2
Championships Schedule	4
About the MAAC	6
MAAC Commissioner	9
Commissioner's Cup	12
Canisius College	14
Fairfield University	15
Iona College	17
Manhattan College	20
Marist College	21
Monmouth University	24
Niagara University	26
Quinnipiac University	28
Rider University	29
Saint Peter's University	30
Siena College	32
MAAC Baseball Records	34

**2016-17 CHAMPIONSHIPS SCHEDULE**

<b>DATE</b>	<b>SPORT</b>	<b>SITE</b>	<b>PREVIOUS CHAMPION</b>
Oct. 29, 2016	Men's & Women's Cross Country	ESPN Wide World of Sports	Iona (M)   Iona (W)
Oct. 29 & Nov. 4-6, 2016	Women's Soccer	Monmouth University	Monmouth
Nov. 4 - 6, 2016	Field Hockey	Monmouth University	Monmouth
Nov. 5 & 11-13, 2016	Men's Soccer	Quinnipiac University	Rider
Nov. 18-20, 2016	Volleyball	Fairfield University	Fairfield
Feb. 8-11, 2017	Men's & Women's Swimming & Diving	Burt Flickinger Center	Rider (M)   Marist (W)
Feb. 18-19, 2017	Men's & Women's Indoor Track & Field	New Balance Armory	Rider (M)   Monmouth (W)
Mar. 2-6, 2017	Men's & Women's Basketball	Times Union Center	Iona (M)   Quinnipiac (W)
Apr. 20-23, 2017	Men's & Women's Golf	Disney's Magnolia Golf Course	Saint Peter's (M)   Quinnipiac (W)
Apr. 29-30, 2017	Men's & Women's Tennis	Mercer County Park	Monmouth (M)   Quinnipiac (W)
Apr. 29-30, 2017	Water Polo	Marist College	Wagner
Apr. 29 & May 5-7, 2017	Women's Lacrosse	Canisius College	Canisius
May 5-7, 2017	Men's Lacrosse	Marist College	Quinnipiac
May 6-7, 2017	Men's & Women's Outdoor Track & Field	Rider University	Monmouth (M)   Monmouth (W)
May 10-14, 2017	Softball	Iona College	Marist
May 12, 2017	Women's Rowing	Lake Mercer	Jacksonville (W)
May 23-28, 2017	Baseball	Sal Maglie Stadium	Fairfield



**2016-167 MAAC CHAMPIONSHIP SCHEDULE**

**Men's & Women's Cross Country**

October 29, 2016 • ESPN Wide World of Sports, Lake Buena Vista, FL

**Women's Soccer**

First Round: October 29, 2016 • Hosted by #3 Rider University and #4 Quinnipiac  
Semifinal/ Final: November 4-6, 2016 • Hosted by Monmouth University, West Long Branch, NJ

**Field Hockey**

November 4-6, 2016 • Hosted by Monmouth University, West Long Branch, NJ

**Men's Soccer**

First Round: November 5, 2016 • Hosted by #3 Siena College #4 Marist College  
Semifinal/Final: November 11-13 • Hosted by #1 Seed

**Volleyball**

November 18-20 2016 • Fairfield University, Fairfield, CT

**Men's & Women's Swimming & Diving**

February 8-11, 2017 • Erie Community College, Buffalo, NY

**Men's & Women's Indoor Track & Field**

February 18-19, 2017 • New Balance Armory Track & Field Center, New York, NY

**Men's & Women's Basketball**

March 2-6, 2017 • Times Union Center, Albany, NY

**Men's & Women's Golf**

April 21-23, 2017 • Disney's Magnolia Golf Course, Lake Buena Vista, FL

**Men's & Women's Tennis**

April 29-30, 2017 • Mercer County Park, West Windsor, NJ

**Water Polo**

April 29-30, 2017 • Marist College, Poughkeepsie, NY

**Women's Lacrosse**

First Round: Saturday April 29, 2017 • Hosted by #3 Marist College & #4 Niagara University  
Semifinal/ Final: May 5-7, 2017 • Hosted by #1 Canisius College

**Men's Lacrosse**

May 5-7, 2017 • Hosted by Marist College, Poughkeepsie, NY

**Men's & Women's Outdoor Track & Field**

May 6-7, 2017 • Rider University, Lawrenceville, NJ

**Softball**

May 10-14, 2017 • Hosted by #1 Iona College

**Women's Rowing**

May 12, 2017 • Lake Mercer, West Windsor, NJ

**Baseball**

May 24-28, 2017 • Hosted by Canisius College & Niagara University • Sal Maglie Stadium, Niagara Falls, NY





# POWER IN NUMBERS



**RAWLINGS IS PROUD TO BE THE  
OFFICIAL BASEBALL SUPPLIER  
OF THE METRO ATLANTIC  
ATHLETIC CONFERENCE.**

For ordering information, contact  
[sales@rawlings.com](mailto:sales@rawlings.com) or 1-800-Rawlings.



[facebook.com/Rawlings](https://www.facebook.com/Rawlings)



[@RawlingsSports](https://twitter.com/RawlingsSports)



## THE METRO ATLANTIC ATHLETIC CONFERENCE

### The MAAC Story: Excellence in Academics & Athletics

With 11 institutions strongly bound by the sound principles of quality and integrity in academics and excellence in athletics, the Metro Atlantic Athletic Conference is in its 36th year of competition during the 2016-2017 academic year.

The MAAC was founded in 1980 by six charter members: the U.S. Military Academy, Fairfield University, Fordham University, Iona College, Manhattan College and Saint Peter's College. Competition followed one year later in the fall of 1981 with members competing in the sports of men's cross country and men's soccer. On January 2, 1982, Army traveled to Iona for the first MAAC men's basketball game and the MAAC story had begun.

Current Conference members include: Canisius College, Fairfield University, Iona College, Manhattan College, Marist College, Monmouth University, Niagara University, Quinnipiac University, Rider University, Saint Peter's University, and Siena College. In addition, associate members include the University of Detroit Mercy in men's lacrosse and Jacksonville University in men's rowing; La Salle University, St. Francis (Brooklyn) College, Villanova University, Virginia Military Institute and Wagner College are all associate members in Women's Water Polo. Drake University, Jacksonville University, Robert Morris University, Sacred Heart University, and Stetson University compete in women's rowing, while the University at Albany, University of Dayton, and the University of Hartford, and La Salle University take part in women's golf competition. Bryant University, LIU Brooklyn and Sacred Heart University compete in field hockey, while Bryant University is a member in men's swimming & diving. The MAAC will support 25 sports and championships during the 2016-2017 academic year; in addition, the MAAC champion earns automatic qualification to the NCAA Championship in 16 sports.

The MAAC Basketball Championships returns to the Times Union Center in Albany, NY for its final year of a three-year agreement, and will continue to be held at the Times Union Center through 2019. The 2017 MAAC Basketball Championships will mark the 18th time that Albany has hosted the championships, more than any other site. By having an excellent working relationship with various facilities, the MAAC has been able to attract a number of NCAA Championship events. In 2016-2017, the MAAC will host the NCAA Division I Cross Country Northeast Regional at Van Cortlandt Park with Iona College and Manhattan College, the 2017 NCAA Men's Basketball First & Second Rounds at the First Niagara Center in Buffalo, NY with Canisius College and Niagara University marking the fifth time that all three parties will partner for this same event (2004, 2007, 2010, and 2014), and the 2017 NCAA Division I, II, & III Rowing Championships with the Ivy League at Lake Mercer in West Windsor, NJ. Most recently, the MAAC along with Siena College successfully hosted the 2015 NCAA Division I Women's Basketball East Regional at the Times Union Center, which was the highest selling site amongst all four regionals. In 2014, the MAAC, Canisius College and Niagara University successfully hosted the 2014 NCAA Division I Men's Basketball Second and Third Rounds at the First Niagara Center in Buffalo, NY. The MAAC and Fairfield University hosted the 2013 NCAA Division I Women's Basketball Regional at Webster Bank Arena in Bridgeport, CT. The MAAC and Rider University hosted the 2012 NCAA Rowing Championships at Lake Mercer in West Windsor, NJ and also co-hosted the 2011 NCAA Division I Wrestling Championships at the Wells Fargo Center in Philadelphia. The MAAC and Rider University

co-hosted the 2009 NCAA Division I Women's Basketball Championship Regional at the Sovereign Bank Arena in Trenton, NJ, after recording the third highest attendance figure for the women's championship with the First and Second Rounds in 2006.

In June of 1995, the MAAC developed new opportunities for student-athletes as the conference announced the formation of the MAAC Men's and Women's Lacrosse Leagues. The men's league began competition in the spring of 1996, while the women's league commenced in the spring of 1997. Since their inception as associate sports leagues, both men's and women's lacrosse have been upgraded to full MAAC sports. The men's league currently consists of six MAAC schools - Canisius, Manhattan, Marist, Monmouth, Quinnipiac and Siena - and one associate member - the University of Detroit Mercy. The women's league features competition among nine MAAC institutions - Canisius, Fairfield, Iona, Manhattan, Marist, Monmouth, Niagara, Quinnipiac, and Siena.

In the spring of 2014, the MAAC expanded the championship field to six teams in men's and women's soccer, volleyball, women's lacrosse, softball, and baseball. Additionally, the MAAC membership agreed that the highest seeded team should generally host the MAAC championship.

### MAAC Associate Sports

In 2002, the MAAC added the MAAC Women's Water Polo League. The league is currently made up of three MAAC schools - Iona, Marist and Siena - as well as five associate members, La Salle University, St. Francis (Brooklyn), Villanova, Virginia Military Institute, and Wagner.

Sacred Heart began participation in MAAC Women's Rowing in the spring of 2008. Drake University joined the league for the 2010 MAAC Championship, while Robert Morris began competition in the spring of 2011. In 2012 Jacksonville University brought its men's and women's teams into MAAC Rowing, and Stetson University joined the league in 2014.

MAAC women's golf competition is comprised of five member schools - Fairfield, Monmouth, Niagara, Quinnipiac, and Siena - and three associate members - the University at Albany, the University of Dayton, and the University of Hartford.

For the first time in league history, an associate member was added in men's swimming & diving when Bryant University joined the league in the summer of 2012.

In April of 2013 the MAAC added field hockey as a sponsored sport with competition beginning in the fall of the 2013-14 academic year between four member institutions - Monmouth University, Quinnipiac University, Rider University, and Siena College. In June of 2013 the MAAC added associate members to the Field Hockey League - Bryant University and Sacred Heart University, bringing the MAAC to six teams for 2014. Most recently, MAAC member Fairfield University joined the league for the 2015-16 academic year. In the winter of 2015, LIU Brooklyn joined the league and began competition in the fall of 2016-17. In March of 2015, former MAAC member La Salle University joined the league in women's golf and water polo, and begins competition in 2016-17.





THE METRO ATLANTIC ATHLETIC CONFERENCE

Academics and Athletics

The MAAC prides itself on the accomplishments of its student-athletes in the classroom, as well as on the field. Mary Beth Riley, a 1991 graduate of Canisius, was the first recipient of the NCAA Woman of the Year Award. In the fall of 1998, Erin Whalen, a member of the Iona women's rowing team, was awarded one of the nation's 32 Rhodes Scholarships for academic achievement and civic leadership.

In 2015, all eleven Metro Atlantic Athletic Conference schools had at least one team that posted multi-year APR's in the top 10% of all squads in each sport, with Fairfield, Siena, Canisius and Niagara having 6, 6, 5, and 4 teams respectively in the top 10% in each sport. Monmouth's women's tennis team is one of 129 teams that have earned Public Recognition Awards each of the 10 years they have been awarded.

First-class facilities are the rule with MAAC schools, as teams regularly play in top-notch arenas, such as Madison Square Garden, the Barclays Center, the MassMutual Center, the IZOD Center, First Niagara Center, Times Union Center, the Webster Bank Arena, Mohegan Sun Arena, and the Sun National Bank Center. This year, the MAAC will take the men's and women's cross country championship to Orlando, Florida at the ESPN Wide World of Sports Complex. The 2017 MAAC Men's and Women's Golf Championships will be held at Disney's Magnolia Golf Course.

In the past several years, a number of the MAAC schools have also enjoyed success in NCAA Basketball Championships. MAAC schools have played in a total of 85 NIT games and 83 NCAA games. In 2015, Siena College's women's basketball team became the first MAAC women's basketball program to make it to a postseason championship game. The Saints advanced all the way to the title contest of the Women's Basketball Invitational (WBI) where Siena fell to Louisiana-Lafayette. In 2014, Siena men's basketball team claimed the league's first basketball postseason title in its history by winning the College Basketball Invitational (CBI) title. In 2013, the MAAC had a record six men's basketball programs participate in postseason play- Iona (NCAA Championship), Niagara (NIT), Canisius, Fairfield, Loyola, and Rider (CIT). Canisius and Loyola both advanced to the Quarterfinal round, while Rider reached the second round. In 2012, the MAAC had two teams advance to the NCAA Division I Men's Basketball Championship for the first time in 16 years, with Loyola earning the league's automatic bid and Iona garnering an at-large bid. In 2007, the Marist women's basketball team advanced to the Sweet 16 before falling to the eventual National Champion, the University of Tennessee. The Red Foxes have recorded an additional five NCAA wins since their run in 2007.

The MAAC has also been a leader in the forefront of technology, expanding the notoriety of the league into cyberspace. In 2007, the league reached an agreement with JumpTV, Inc., now NeuLion, Inc., to design and host the MAAC web page. MAACSports.com has been a great success, providing fans with up-to-date contest results, live and on-demand video and an online merchandise store. The MAAC, in conjunction with NeuLion, launched an iPhone app in February 2011, followed by Android and iPad apps that were released during the 2011-12 academic year.

In September 2011, the conference announced the launch of MAAC.TV, the league's first broadband network. Eight schools - Canisius, Fairfield, Iona, Manhattan, Marist, Monmouth, Rider, and Saint Peter's - are currently part of the network, which broadcast over 400 live events in 2014-15.

In May 2014, the MAAC continued to grow its partnership with ESPN3 announcing the launch of the MAAC Branded ESPN3 Channel. All MAAC and school produced ESPN3 broadcasts are viewable as live or archived contents for all MAAC sports. During the 2014-15 season, the MAAC schools of Fairfield, Monmouth, Rider, and Siena broadcasted a total 49 combined school produced broadcasts. Canisius and Iona began school producing broadcasts along with the other four schools in 2015-16. The initiative increases the MAAC's long-term partnership with ESPN and is concurrent with the development of school based production facilities on many of the conference's member campuses.

The MAAC President for the 2016-2017 academic year is Dr. Brennan O'Donnell, the President of Manhattan College. The Vice-President is Gregory G. Dell'Omo, the President of Rider University. Commissioner Rich Ensor serves as the league's Secretary/Treasurer. Eugene Doris, Director of Athletics at Fairfield University, will chair the Committee on Athletic Administration, and Traci Murphy, Senior Woman Administrator at Canisius College will serve as Vice Chair.



NCAA

2017 WOMEN'S

# ROWING CHAMPIONSHIPS

WEST WINDSOR, NJ • Ivy League, Metro Atlantic Athletic Conference, Hosts

## DON'T MISS OUT ON THE VIP EXPERIENCE!



### WHAT YOU GET WITH THE VIP EXPERIENCE

- ACCESS TO THE MERCER LAKE BOATHOUSE
- ACCESS TO ALL SPECTATOR AREAS (INCLUDES FINISH LINE)
- PRIVATE PARKING
- BOATHOUSE DECK / BALCONY VIEW
- BREAKFAST & LUNCH INCLUDED
- CASH BAR
- INDOOR BATHROOM

### ALL-SESSION PRICING

- ADULT ALL-SESSION: \$130
- CHILD/STUDENT/SENIOR ALL-SESSION: \$115

### SINGLE SESSION PRICING

- ADULT SINGLE SESSION: \$45
- CHILD/STUDENT/SENIOR SINGLE SESSION: \$40

**FOR MORE INFORMATION AND TICKETS VISIT [MAACSPORTS.COM/NCAAROWING](http://MAACSPORTS.COM/NCAAROWING)**

VIP TICKETS MUST BE PURCHASED IN ADVANCE. ON SALE THROUGH MAY 24, 2017 AT 11:59PM EST.







**COMMISSIONER RICHARD J. ENSOR, ESQ.**



Richard J. Ensor was named the third Commissioner of the Metro Atlantic Athletic Conference in August 1988. In the 29 years since his appointment, Ensor has provided leadership to the conference in a period of transition and growth in intercollegiate athletics and the MAAC. During his tenure the MAAC has secured a stable membership base, expanded the number of championships conducted and developed an extensive marketing program cemented with broadcast agreements with ESPN, a web paged hosted by NeuLion and partner championship venues such as the Times

Union Center(Albany, NY), Naismith Memorial Basketball Hall of Fame and Disney Sports Attractions. During a time of tumultuous realignment within NCAA Division I conferences the MAAC remains a homogenous association of private institutions of similar size and funding, which are committed to student-athlete excellence both on the playing fields and in the classroom. Ensor is a past member of the NCAA Division I Women's Basketball Committee and past president of the Collegiate Commissioners Association (CCA). He serves on the boards of the Sports Lawyers Association, WBCA, Philadelphia Sports Congress, NCAA MBOLLC and NACDA's IAAA ADs. In 2017 he will begin a term on the NCAA DI Council and serve on the Women's Basketball Oversight and Advancement Committee.

Under Ensor's direction, the MAAC has focused efforts to showcase its member institutions in its annual men's and women's basketball tournament. Since 1990 with the support of the MAAC Council of Presidents and the league's athletic administrators and coaches the MAAC has held its premier event in state of the art playing facilities such as the Times Union Center in Albany, NY, the Key Bank Center in Buffalo, NY, the Sun National Bank Center (Trenton, NJ) and the Webster Bank Arena in Bridgeport, CT. The 2018 championships will be hosted at the Times Union Center in Albany, NY.

Ensor has also been instrumental in the expansion of MAAC sports offerings. In 1992 the MAAC added women's soccer, in 1996 men's lacrosse, and in 1997 women's lacrosse, men's and women's indoor track and rowing. In 1998, the MAAC added outdoor track and field and women's golf, and in 2002-03 it added women's water polo. The league currently sponsors 25 sports and is awarded automatic or play-in bids to 14 NCAA championships [baseball, softball, tennis (m&w), men's golf, basketball (m&w), outdoor track (m&w), lacrosse (m&w), rowing (w), soccer (m&w) water polo (w), field hockey (w) and volleyball (w)]. Additionally, MAAC men's and women's cross country have access to the NCAA championship through a regional qualifier race. Over half the MAAC sponsored sports now have direct access to NCAA Championships for the first time in the history of the conference. (Up from 13 sports and two automatic bids in 1988.)

To award its fans, arena partners and membership, the MAAC during Ensor's tenure has been very aggressive in seeking out opportunities to host NCAA Championships in various sports. With member schools it has served as a co-host of the 1995, 2000, 2004, 2007 and 2010 NCAA Men's Basketball Tournament First and

Second Rounds at the Times Union Center and the HSBC Arena (again the host for the 2014 2nd & 3rd rounds), respectively, and the 2003 NCAA Men's Basketball East Regional at the Albany, NY arena and the 2003 NCAA Men's Frozen Four at the Buffalo venue. Additionally, the MAAC co-hosted the 1998, 2000, 2003, 2004 & 2006 NCAA Northeast Cross Country Regional at Van Cortlandt Park - Bronx, NY. In 2002, the MAAC was a co-host of the NCAA Division I Wrestling Championship at the Times Union Center, and it repeated as host in 2011 at the Wells Fargo Center in Philadelphia, PA. All the NCAA men's championships the MAAC has hosted with its arena partners have been sellouts. The MAAC co-hosted the NCAA Women's Basketball Tournament First and Second Rounds at the Sovereign Bank Arena in Trenton, NJ in 2006 and then hosted the Trenton Regional at the same site in 2009. In 2013 the MAAC hosted the regional again, this time at the Webster Bank Arena in Bridgeport, CT, and in 2018 it will co-host the regional for the second time at the Times Union Center in Albany, NY with Siena College.

This past April the MAAC was awarded a series of new NCAA Championships to host through 2022. These include: 2019 Men's Frozen Four in Buffalo, NY, 2019 WBB Regional in Albany NY, and the 2020 & 2022 MBB First/Second Rounds with Albany hosting in 2020 and Buffalo in 2022.

Ensor, who spearheads the league's marketing efforts, has sought to tie the conference's strong academic image into its marketing campaign. The MAAC has carved a well-earned niche as an athletic conference that balances quality academics and athletics. In 2016 the MAAC was ranked in the top quartile of the 31 NCAA Division I conferences in the NCAA's Graduation Rate Success Report with 25 MAAC women's sports teams and 13 men's sports teams achieving a perfect APR score of 1,000. The marketing efforts have been timely, as it has highlighted the conference's continued rise in the basketball standings. Ensor has aggressively pushed the MAAC into internet-based marketing through its award winning web page, [www.maacsports.com](http://www.maacsports.com), and other technology driven initiatives such as the league's MAAC.TV.

In 2014 the MAAC announced a new sponsorship representation agreement with ANC Sports Enterprises, LLC which is an industry leader in team and venue services, providing integrated signage, design, and marketing solutions for sports and commercial facilities. ANC maintains league-wide digital scoretable systems for the MAAC's member schools. In 2016, the MAAC announced a new 8-year agreement with ESPN which includes broadcasts annually on ESPN2, ESPNU and ESPN3 including men' and women's basketball and championships from ESPN's Wide World of Sports Complex in Orlando. The deal also formalizes the launch of ESPN3 school production facilities at all MAAC schools which will produce upwards to 600 broadcasts a year by 2025-26.





**COMMISSIONER RICHARD J. ENSOR, ESQ.**

In 1998 the MAAC under Ensor's direction began a new marketing and championship initiative when it entered into a multi-year agreement with Disney Sports Attractions to host on a rotating basis at the Orlando, FL facility the conference's volleyball, men's soccer, men's & women's cross country and women's soccer championships. In 2000 the partnership was extended to the conference's annual men's and women's golf championship at Disney on its Magnolia and Palm courses. In 2006 the MAAC the partnership with Disney when it entered into a multi-year hosting agreement with ESPN to sponsor the Old Spice Men's Basketball Classic in Orlando.

A 1975 graduate of Saint Peter's University, Ensor has served in many administrative capacities in college sports including positions at his alma mater, Saint Louis University and Seton Hall University. In 1982, Ensor holds a Master's degree in sports management with honors from the University of Massachusetts, Amherst. An attorney, Ensor graduated from Seton Hall University's School of Law in 1987 and was admitted to the New Jersey Bar in June of that year. He has taught as an Assistant Professor in Sport Management at UMass, where his concentration was on sports marketing and sports law.

Ensor is a member of many professional associations, including the American Bar Association. In addition, Ensor is a member of sport-related associations such as the Sports Lawyers Association, the New Jersey Bar Association Sports Law Committee, the American Bar Association, Forum on the Entertainment and Sports Industries, NACDA and the CAANJ. His community work includes current stints as a board member of the Mercer County Sports & Entertainment Commission and the Monsignor Donovan High School Leadership Advisory Committee. He has published in the areas of Sport Law, and Sport Marketing. In 1994 Ensor served as chair of the New Jersey Bar Association Sport Law Committee.

A member of the Collegiate Commissioner's Association (CCA), Ensor in 2007 began a two-year elected term as President of the association. Ensor has been very involved in NCAA governance since 1999 when he began a four-year term on the NCAA Division I Management Council, a segment of the new national governing system for the intercollegiate sports association. He currently chairs the Council's Governance subcommittee. Ensor had previously served on the old NCAA Council and in January 1996, he served as Chair of the Division I-AA NCAA Convention/Business Session. Since 2016 he has served on the NCAA Nominating Committee. He previously served on the Division I Championships Cabinet where he chaired the exempted events subcommittee. Ensor has also served on the NCAA Division IAA Governance Committee and on NCAA committees dealing with playing season exemptions, athletic certification, and the regulatory culture of the NCAA, governance restructuring and antitrust issues. Ensor was appointed in 1996 and 2003 to a one-year terms as the chair of the IAA commissioners. From 1999-2003 he was served as Secretary/Treasurer of the Ice Hockey Collegiate Commissioners Association.

In 2007 Ensor extended his involvement with national issues when he was appointed to a 5-year term on the NCAA Division I Women's Basketball Committee. The committee is charged with annually selecting teams, seeding, bracketing and operating the NCAA Women's Basketball Championship including the Final Four.

In 2001 Ensor was named by the American Football Foundation as its Commissioner of the Year and in 1999 he was presented a Distinguished Service Award from the Metropolitan Basketball Writers and in 1998 was inducted into the Saint Peter's University Hall of Fame. He also is a member of the Monsignor Donovan HS Hall of Fame. In 1996, the University of Massachusetts, Amherst Sport Management Program named Ensor as the recipient of the VanderZwaag Distinguished Alumnus Award. In 1989, the Association of Jesuit Colleges and Universities named Ensor as one of the "Leaders of Service" in its Bicentennial Series publication. In 1993, Ensor was honored by NACWA as a "Good Guy" for his efforts in regard to gender equity. In 2004 Ensor received a Mouscar from Walt Disney World for his efforts to make dreams happen for the MAAC's student-athletes participating in championships at ESPN Wide World of Sports. In 2016, he was honored by the Naismith Basketball Hall of Fame for his leadership in basketball and contributions to the game.

Ensor and his wife Deirdre, who is a Registered Nurse, are the parents of Kaitlin, Brendan, Kiernan, and Colleen. They reside in Lanoka Harbor, NJ.



# THANK YOU TO OUR CORPORATE PARTNERS FOR YOUR CONTINUED SUPPORT!

**GEICO**



**Wilson.**

The MAAC Corporate Partner Program provides our sponsors with the best opportunities to market and promote their products and services. This is accomplished by focusing on each sponsor's goals and initiatives in order to create a successful partnership.

For more information about becoming a MAAC Corporate Partner please contact:

Katie Carew  
Sales and Service Coordinator  
(W) 914-708-5034  
(C) 914-417-1237  
kcarew@ancsports.com

John Obropta  
Vice President, Sales  
(W) 914-708-5024  
(C) 914-319-6024  
jobropta@ancsports.com





2015-2016 MAAC COMMISSIONER'S CUP STANDINGS

**2016-2017 Champions**

Men's Cross Country: Iona College  
 Women's Cross Country: Iona College  
 Women's Soccer: Monmouth University  
 Field Hockey: Monmouth University  
 Men's Soccer: Rider University  
 Volleyball: Fairfield University  
 Men's Swim & Dive: Rider University  
 Women's Swim & Dive: Marist College  
 Men's Indoor Track & Field: Rider University  
 Women's Indoor Track & Field: Monmouth University  
 Men's Basketball: Iona College  
 Women's Basketball: Quinnipiac University  
 Men's Golf: Saint Peter's University  
 Women's Golf: Quinnipiac University  
 Men's Tennis: Monmouth University  
 Women's Tennis: Quinnipiac University  
 Women's Water Polo: Wagner College  
 Women's Lacrosse:  
 Men's Lacrosse:  
 Men's Outdoor Track & Field:  
 Women's Outdoor Track & Field:  
 Women's Rowing:  
 Softball:  
 Baseball:

**Men's Standings**

School	Points
1. Rider University	51.75
2. Iona College	49.00
3. Monmouth University	42.00
4. Siena College	42.00
5. Canisius College	38.25
6. Saint Peter's University	33.50
7. Marist College	30.50
8. Manhattan College	26.50
9. Quinnipiac University	26.00
10. Fairfield University	18.25
11. Niagara University	15.25

**Women's Standings**

School	Points
1. Quinnipiac University	66.50
2. Rider University	64.00
3. Monmouth University	61.75
4. Fairfield University	48.50
5. Marist College	47.75
6. Siena College	46.75
7. Iona College	39.00
8. Canisius College	33.75
9. Manhattan College	28.00
10. Niagara University	23.50
11. Saint Peter's University	6.50

**Overall Standings**

School	Points
1. Rider University	115.75
2. Monmouth University	103.75
3. Quinnipiac University	92.50
4. Siena College	90.25
5. Iona College	88.00
6. Marist College	78.25
7. Canisius College	72.00
8. Fairfield University	66.75
9. Manhattan College	54.50
10. Saint Peter's University	40.00
11. Niagara University	38.75



**MAAC.TV**

*MAAC.TV/REGISTER*

CANISIUS | FAIRFIELD | IONA | MANHATTAN  
MARIST | MONMOUTH | RIDER | SAINT PETER'S



**2017 ROSTER**

No.	Name	Cl.	Pos.	B/T	Ht.	Wt.	Hometown/Previous School
1	John Novenche	Jr.	OF	R/R	6-3	205	Clifton Park, NY / Shenendehowa H.S.
2	Jake Burlingame	Fr.	OF	L/R	5-10	180	Horeheads, NY / Horseheads
3	Jake Lumley	Sr.	IF	L/R	6-0	175	Windsor, Ontario, Canada / Holy Names
5	Brett Migliore	Fr.	IF	/	5-10	175	Wellsville, NY / Wellsville
6	Brennan Smith	Fr.	P	L/R	6-0	206	Webster, NY / Webster Thomas
7	Brandon Nicholson	So.	IF	R/R	5-9	175	Orchard Park, NY / Orchard Park
9	Gage Lanning	Jr.	C	R/R	6-0	206	Central Square, NY / Paul V. Moore H.S.
10	Tim Kensinger	R-Jr.	OF	R/R	5-6	166	Scituate, MA / Salisbury School
13	Christ Conley	Sr.	C	L/R	6-1	230	Angola, NY / Lake Shore
14	Joseph Preziuso	So.	SS/P	R/R	6-0	174	Lancaster, NY / Lancaster
15	Ryan Stekl	Jr.	1B/3B	R/R	6-3	218	Lancaster, NY / Lancaster
17	Cyrus Senior	Jr.	OF	R/R	6-1	160	Montreal, Quebec, Canada / John Abbott
18	Zachary Sloan	Sr.	P	L/L	6-3	180	Brampton, Ontario, Canada / St. Marguerite d'Youville
19	Nolan Hunt	So.	P	L/L	5-11	176	Westfield, NY / Westfield Academy
20	Tyler Smith	Jr.	P/1B	R/R	6-0	236	Trafford, PA / Penn Trafford
22	Josh Shepley	Sr.	P	R/R	6-3	208	Windsor, Ontario, Canada / Belle River
23	John Conti	Jr.	OF	L/L	6-1	176	Niagara Falls, NY / Canisius
24	Andrew Sipowicz	So.	P/1B	R/R	6-2	207	Buffalo, NY / Orchard Park
25	Mark McKenna	So.	OF	L/L	5-11	176	Grand Island, NY / Grand Island
26	Will Frank	Fr.	P	R/R	6-0	194	Grand Island, NY / St. Joseph's
27	Andrew Kneussle	So.	P/SS	R/R	6-2	197	Plattsburgh, NY / Peru Central
28	William Krull	So.	C	R/R	5-10	204	Coraopolis, PA / Montour
30	Stephen Bennett	Fr.	IF	R/R	5-11	180	Auburn, NY / Montour
31	Carson Perkins	Fr.	P	R/R	6-5	215	Bienfait, Saskatchewan, Canada / Vauxhall Academy of Baseball
32	J.P. Stevenson	Jr.	P	L/L	6-3	184	New Glasgow, PEI (Vauxhall)
33	Liam Wilson	R-Jr.	3B	R/R	6-2	205	Ayr, Ontario, Canada / Northeastern Junior College
34	Jared Kennedy	So.	P	L/L	6-0	186	Calgary, Alberta, Canada / Vauxhall Academy of Baseball
35	Nick Capitano	Jr.	C	R/R	5-11	195	Bolton, Ontario, Canada / St. Michaels Catholic
36	Michael Ginther	Sr.	P	L/L	6-7	237	West Middlesex, PA / West Middlesex
37	Mitchell Clark	Fr.	P	/	6-3	200	LaSalle, Ontario, Canada / Sandwich Secondary School
38	Kyle Warner	Fr.	P	L/L	6-1	195	Springville, NY / Springville Griffith
39	Jacob Victor	Fr.	OF	R/R	6-1	175	Orchard Park, NY / St. Francis H.S.
40	Jake Woodrich	Fr.	OF	L/R	5-10	155	Orchard Park, NY / Orchard Park

**CANISIUS COLLEGE**



Location.....Buffalo, NY  
 Founded.....1870  
 Enrollment.....4,800  
 Colors.....Blue & Gold  
 Nickname.....Golden Griffins  
 President.....John J. Hurley  
 Director of Athletics.....Bill Maher  
 Head Coach.....Mike McRae  
 Assistant Coach.....Matt Mazurek  
 Assistant Coach.....Kyle Hunter

**CANISIUS COLLEGE WEBSITE**

**GOGRIFFS.COM**

**2017 SCHEDULE/RESULTS**

**2017 STATISTICS**

**2017 STANDINGS**

**2017 CHAMPIONSHIP INFORMATION**

**MAAC CHAMPIONSHIP HISTORY**

**PLAYERS OF THE WEEK**

**TWITTER: @GOGRIFFS**

**FACEBOOK: /GOGRIFFS**



**FAIRFIELD UNIVERSITY**


Location.....Fairfield, CT  
 Founded.....1942  
 Enrollment.....5,138  
 Colors.....Cardinal Red  
 Nickname.....Stags  
 Interim President.....Lynn Babington  
 Director of Athletics.....Gene P. Doris  
 Head Coach.....Bill Currier  
 Associate Head Coach.....Mike Cole  
 Assistant Coach.....Ted Hurvul


**2017 ROSTER**

No.	Name	Cl.	Pos.	B/T	Ht.	Wt.	Hometown/Previous School
1	Dylan Reynolds	Fr.	OF	L/L	5-9	165	Hamden, CT / Notre Dame High
2	Jack Gethings	So.	INF	L/R	5-10	175	Wallingford, CT / The Williston Northampton
3	Brendan Harkin	So.	RHP	R/R	5-9	170	Bellmore, NY / St. Dominic
4	Tom Ryan	So.	INF	R/R	5-10	180	Fairfield, CT / Fairfield Ludlowe
5	Troy Scocca	Sr.	OF	L/R	5-11	185	Syosset, NY / St. Dominic
6	Drew Arciuolo	Jr.	OF	R/R	5-11	180	Milford, CT / Notre Dame-West Haven
7	Dan Hopkins	Sr.	OF	R/R	6-0	205	Berkley, MA / Somerset-Berkley
8	David Sacco	Jr.	RHP	R/R	6-0	175	Randolph, NJ / Randolph
9	Tim Zeng	So.	OF	L/L	6-1	175	Lumberton, NJ / Rancocas Valley Regional
10	Josh Arnold	Fr.	RHP/INF	R/R	5-11	170	Petersburg, NJ / Ocean City
11	Drew Blake	Jr.	INF	L/R	5-11	195	Canton, MA / Milton Academy
12	Mike Bonaiuto	Sr.	LHP	L/L	6-3	210	Meriden, CT / Maloney
13	Michael Conti	Sr.	INF	L/R	6-0	180	Glastonbury, CT / Glastonbury
14	Kyle Dube	Sr.	RHP	R/R	6-0	210	Southington, CT / St. Paul Catholic
15	Mac Crispino	Sr.	OF	S/R	5-11	190	Avon, CT / Northwest Catholic
16	Justin Wazaney	Fr.	RHP	R/R	6-3	160	Pompton Lakes, NJ / Pompton Lakes
17	Tyler Gambardella	So.	OF	L/L	5-11	170	Port Chester, NY / Archbishop Stepaniac
18	Austin Pope	Fr.	RHP	R/R	6-3	210	Bronxville, NY / Tuckahoe
20	Mitch Williams	Jr.	C	L/R	6-1	200	Berlin, CT / Berlin
21	Tristan Amone	Fr.	LHP	L/L	6-4	195	Patchogue, NY / Patchogue Medford
22	Ryan O'Connor	Sr.	LHP	L/L	6-1	190	Bloomfield, NJ / Saint Peter's Prep
23	Tim Duggan	Gr.	LHP	L/L	6-1	195	Norwood, MA / Xaverian
24	Nick Carlucci	Fr.	C	R/R	6-1	185	Berlin, MA / Nashoba Regional
25	Brett Morrison	Fr.	INF	R/R	6-1	175	Haldey, MA / Hopkins Academy
26	Ian Halpin	Fr.	RHP/INF	R/R	6-2	200	Glastonbury, CT / Glastonbury
29	Eli Oliphant	Fr.	RHP	R/R	6-0	175	Orange, CT / Amity Regional
30	Nick Esposito	Fr.	C/INF	R/R	6-0	210	Oradell, NJ / Bergen Catholic
31	Kevin Radziewicz	Jr.	C	R/R	5-9	170	Cromwell, CT / Cromwell
33	Bobby McNiff	So.	RHP	R/R	6-4	200	Braintree, MA / Braintree
34	Dan Ryan	Fr.	OF	R/R	6-3	185	Breezy Point, NY / Xaverian
35	Patrick O'Leary	So.	RHP	R/R	6-1	180	Fairfield, CT / Fairfield Ludlowe
36	Gavin Wallace	Jr.	RHP	R/R	6-5	200	Madison, NJ / Madison
37	Peter Horn	So.	RHP	R/R	6-3	225	North White Plains, NY / Valhalla
38	Steven Franzese	Fr.	LHP	L/L	5-11	145	North White Plains, NY / Valhalla
42	John Signore	So.	RHP	R/R	5-11	230	Wallingford, CT / Xavier

**FAIRFIELD UNIVERSITY WEBSITE**
**FAIRFIELDSTAGS.COM**
**2017 SCHEDULE/RESULTS**
**2017 STATISTICS**
**2017 STANDINGS**
**2017 CHAMPIONSHIP INFORMATION**
**MAAC CHAMPIONSHIP HISTORY**
**PLAYERS OF THE WEEK**
**TWITTER: @FAIRFIELDSTAGS**
**FACEBOOK: /FAIRFIELDATHLETICS**



# HALL OF FAME TIPOFF

## MAAC PARTICIPANTS

2017 - SAINT PETER'S

2018 - SIENA

[WWW.HALLOFFAMETIPOFF.COM](http://WWW.HALLOFFAMETIPOFF.COM)





IONA COLLEGE



2017 ROSTER

No.	Name	Cl.	Pos.	B/T	Ht.	Wt.	Hometown/Previous School
1	Seth Hoagland	Jr.	IF/OF	6-1	205	L/R	Waterford, CT / Waterford High
2	Matt Byrne	Sr.	IF	6-1	195	L/R	Cary, IL / Cary-Grove
4	Fran Kinsey	So.	IF/OF	6-0	180	R/R	Deptford, NJ / Gloucester Catholic
5	Sean Breen	So.	IF	5-10	170	S/R	Turnersville, NJ / Gloucester Catholic
6	Sean Scales	Jr.	IF	6-0	150	R/L	Weymouth, MA / Catholic Memorial
7	Dion Austrie	Jr.	IF	6-0	185	R/R	Bedford Hills, NY / Fox Lane / Dean College
8	Jon Budesza	Jr.	OF	5-8	200	R/R	Wayne, NJ / DePaul Catholic
9	Ryan Preusse	Jr.	RHP	6-0	165	R/R	Danbury, CT / Immaculate
10	Tyler Bruno	Sr.	IF	5-10	155	R/R	Poughkeepsie, NY / Arlington
12	Jake Kurz	Sr.	RHP	6-1	205	R/R	Bethpage, NY / St. Anthony's
13	Jason Goetz	Fr.	LHP	5-10	175	L/L	Danbury, CT / Danbury
14	Joe DeMaio	So.	OF	6-2	190	L/R	Jackson, NJ / Jackson Memorial
15	Brian Picone	Fr.	IF/OF	6-0	165	R/R	Washingtonville, NY / Washingtonville
16	Henry Conroy	Fr.	RHP	6-3	170	R/R	Shelburne, VT / Rice Memorial
17	Jared Finkel	Jr.	RHP	6-4	195	R/R	Oradell, NJ / Bergen Catholic
18	Alex Beckett	Gr.	C	5-10	190	R/R	Harrison, NY / Harrison
19	Antonio Velardi	So.	RHP	5-10	180	R/R	Nutley, NJ / Saint Peter's Prep
20	Garrett Murray	So.	C	6-0	175	R/R	Pleasant Valley, NY / Arlington
21	Joseph Lovecchio	Sr.	C	5-10	165	R/R	White Plains, NY / Valhalla
22	Matt Flannery	Jr.	IF	6-2	175	R/R	Pearl River, NY / Nanuet
23	Kyle Ackley	Jr.	RHP	6-3	190	R/R	Poughquag, NY / Arlington
25	Dan McBryan	Jr.	LHP	6-3	210	L/L	Atlanta, GA / Oglethorpe Univ. / Marist
26	Bill Maier	Sr.	RHP	6-3	220	R/R	Flemington, NJ / Hunterdon Central
27	Lou Matarazzo	Jr.	IF	6-3	240	R/R	Rockville Centre, NY / South Side
28	Stephen Hansen	Fr.	RHP/OF	6-1	190	R/R	Manalapan, NJ / Manalapan
29	Stephen Furman	Fr.	C	5-10	195	R/R	Brookhaven, PA / Monsignor Bonner
30	Andrew Camiolo	Sr.	LHP	5-10	195	L/L	Warren, NJ / Immaculata
31	Joe DeRosa	Jr.	RHP	6-6	220	R/R	Lagrangeville, NY / Arlington
32	Jason Antalek	Fr.	LHP	6-5	210	L/L	Beacon, NY / Beacon
33	Andrew Pucillo	Sr.	LHP	6-2	220	L/L	Chappaqua, NY / Fordham Prep
34	Vinny Martin	Sr.	RHP	6-2	190	R/R	Yonkers, NY / Iona Prep
35	Niko Switalla	So.	OF	6-0	180	L/R	Chatsworth, CA / Chatsworth
38	Mario Ferraioli	Fr.	LHP/OF	5-11	230	L/L	Colts Neck, NJ / Colts Neck
41	Patrick Ryan	Jr.	RHP	6-4	200	R/R	Staten Island, NY / St. Peter's

Location.....New Rochelle, NY  
 Founded.....1940  
 Enrollment.....3,329  
 Colors.....Maroon & Gold  
 Nickname.....Gaels  
 President.....Joseph E. Nyre, Ph.D.  
 Director of Athletics.....Rick Cole Jr.  
 Head Coach.....Pat Carey  
 Assistant Coach.....Paul Panik  
 Pitching Coach.....Lou Bernardi  
 Assistant Coach .....Vinny DeMaria

[IONACOLLEGEWEBSITE](http://IONACOLLEGEWEBSITE.ORG)  
[ICGAELS.COM](http://ICGAELS.COM)

[2017 SCHEDULE/RESULTS](#)  
[2017 STATISTICS](#)  
[2017 STANDINGS](#)

[2017 CHAMPIONSHIP INFORMATION](#)  
[MAAC CHAMPIONSHIP HISTORY](#)

[PLAYERS OF THE WEEK](#)  
[TWITTER: @ICGAELS](#)  
[FACEBOOK: /ICGAELS](#)





# GEICO GOODWORKS



CANISUS COLLEGE'S (CAAC) ALONG WITH OTHER STUDENT-ATHLETE MEMBERS PARTICIPATED IN THE POLICE ATHLETIC LEAGUE OF BUFFALO, INC. (PAL).



FAYFIELD UNIVERSITY'S ROWING TEAM HOSTED A "ROVERS FOR MYELOMA" SKI EVENT TO RAISE MONEY FOR THE MULTIPLE MYELOMA RESEARCH FOUNDATION.



IONA COLLEGE'S WOMEN'S AND MEN'S ROWING TEAMS PARTICIPATED IN A SKI RUN TO RAISE AWARENESS TO MYELOMA ON SUNDAY, MARCH 26 AT FAYFIELD UNIVERSITY.



EVERY THURSDAY, STUDENT-ATHLETES FROM MARQUETTE COLLEGE GATHERED AT THE CARDS FOR A CARDS CLUB MEETING TO MAKE CARDS FOR VARIOUS ORGANIZATIONS.



ON MARCH 20, THE MARIST COLLEGE MEN'S AND WOMEN'S BASKETBALL PROGRAMS HOSTED THE 5TH ANNUAL 5K5K 5K5K 5K5K.



MONMOUTH UNIVERSITY'S WOMEN'S BASKETBALL TEAM PARTICIPATED IN HEAD-TO-HEAD CHALLENGE ACROSS AMERICA.

Under the Geico GoodWorks Program structure, MAAC member schools who have completed community service projects will be featured each month throughout the academic year. Monthly releases will be published and archived on MAACSports.com that highlight the volunteer efforts of MAAC schools during that month.



# PROGRAM UPDATE



NIAGARA UNIVERSITY MEN'S SOCCER TEAM ASSISTED A GROUP OF TEACHERS FROM VIETNAM MOVE IN. WHILE THEY VISITED THE AREA.



QUINNIPAC UNIVERSITY WOMEN'S BASKETBALL TEAM HELPED OUT WITH THE RIBED PARADELLEIC COUNCIL'S 2ND ANNUAL COLOR RUN.



QUINNIPAC UNIVERSITY'S STUDENT ATHLETE ADVISORY COMMITTEE VISITED MONTESSORI SCHOOL TO READ DR. SEUSS BOOKS TO CHILDREN FROM AGES 1-5.



THE SAINT PETER'S UNIVERSITY BOWLING TEAM HELPED CAMPUS KITCHEN PREPARE AND DELIVER FOOD TO MEMBERS OF THE COMMUNITY IN NEED.



SIENA COLLEGE'S WOMEN'S LACROSSE TEAM COOKED GINGER AND PASTA FOR THE FAMILY MEMBERS AT THE RONALD McDONALD HOUSE.

Helper Helper is a provider of volunteer management software that allows athletic departments to coordinate and track the community service efforts of their student athletes. Helper Helper was founded by former University of Michigan basketball player Krista Clement to simplify the volunteer process for students and in turn, help them create a lasting impact within their communities and themselves.



**MANHATTAN COLLEGE**


Location.....Riverdale, NY  
 Founded.....1853  
 Enrollment.....3,675  
 Colors.....Green & White  
 Nickname.....Jaspers  
 President.....Dr. Brennan O'Donnell  
 Director of Athletics.....Marianne Reilly  
 Head Coach.....Jim Duffy  
 AC/Recruiting Coordinator.....Brian McCullough  
 Assistant Coach.....Danny Benedetti

**2017 ROSTER**

No.	Name	Cl.	Pos.	B/T	Ht.	Wt.	Hometown/Previous School
1	Jose Carrera	Sr.	INF	S/R	5-2	155	Miami, FL / St. Brendan
2	Adam Genners	Jr.	INF/OF	L/R	5-8	155	Jacksonville, FL / Stanton College Prep
3	Michael Pfenninger	Jr.	INF	L/R	5-10	185	Flemington, NJ / Hunterdon Central
5	Paul Genners	Jr.	OF/INF	L/R	5-8	155	Jacksonville, FL / Stanton College Prep
6	Alex Cerda	Fr.	INF	R/R	5-11	185	Miami, FL / Florida Christian School
7	Matt Forlow	Sr.	INF	R/R	6-0	195	Cold Spring, NY / Haldane
8	Evan Brown	Sr.	OF	L/L	5-10	195	Ashburnham, MA / Bridgton Academy (ME)
9	Anthony Rocchietti	So.	INF	R/R	6-3	205	Green Brook, NJ / Watchung
10	Brandon Valls	Jr.	OF	R/R	5-9	180	Miami, FL / Westminster Christian / Dean
11	Ryan Gronlier	Jr.	C/INF	R/R	6-0	205	Doral, FL / Doral Academy
13	Fabian Pena	So.	C	R/R	5-11	205	Miami, FL / Calusa Prep
14	Shawn Kanwisher	Sr.	RHP	R/R	6-1	200	Washington Township, NJ / St. Joseph Regional
16	Jason Patnick	Sr.	OF	R/R	6-3	195	Hopewell, NJ / Hopewell Valley
17	Matt Simonetti	Sr.	RHP	R/R	6-1	210	Manalapan, NJ / Manalapan
18	Brendan Bisset	Jr.	OF	L/L	6-0	185	New City, NY / Don Bosco Prep
19	Alexis Calderon	Fr.	RHP	R/R	6-0	200	Bethlehem, PA / Liberty
20	Joey Rocchietti	Sr.	RHP	R/R	6-3	235	Green Brook, NJ / Watchung Hills
22	Richie Barrella	So.	INF	R/R	6-0	205	Larchmont, NY / Canterbury Prep
23	Joe DiNizio	So.	RHP	R/R	6-3	230	Middlesex, NJ / Middlesex
25	Dominic Palma	Fr.	C	L/R	5-11	205	Hilton, NY / Hilton
26	T.J. Stuart	Fr.	RHP	R/R	6-1	205	Milford, CT / Joseph A. Foran
27	Ashton Bianchi	Fr.	RHP	R/R	6-0	190	Mullica Hills, NJ / Clearview Regional
28	Matt Jones	So.	RHP	R/R	5-10	185	Haddonfield, NJ / Haddonfield
29	Jack Kelly	Fr.	RHP	R/R	6-1	180	Yorktown Heights, NY / Yorktown
30	James D'Angelo	Sr.	RHP	R/R	6-4	185	Scotch Plains, NJ / Scotch Plains-Fanwood
31	Steve Arntsen	Jr.	LHP	L/L	6-2	185	Manorville, NY / Eastport-South Manor
32	Tom Cosgrove	Jr.	LHP	L/L	6-2	190	Staten Island, NY / Monsignor Farrell
33	Ryan Takacs	So.	RHP	R/R	6-4	200	Jackson, NJ / Jackson Memorial
34	Joe Jacques	Sr.	LHP	L/L	6-4	210	Shrewsbury, NJ / Red Bank Regional
35	Ian Scheuer	Fr.	LHP	L/L	6-2	205	Lincroft, NJ / Middletown South
36	Nick Massa	Fr.	RHP	R/R	5-11	180	Shrewsbury, NJ / Red Bank Regional
38	Anthony Fanelli	So.	C	R/R	6-4	225	Astoria, NY / Msgr. McClancy Memorial
39	Marc Galvan	So.	RHP	R/R	6-4	220	Brielle, NJ / Manasquan
40	Joe DiTorrice	So.	RHP	R/R	6-4	230	Montgomery, NJ / Montgomery

**MANHATTAN COLLEGE WEBSITE**
**GOJASPERS.COM**
**2017 SCHEDULE/RESULTS**
**2017 STATISTICS**
**2017 STANDINGS**
**2017 CHAMPIONSHIP INFORMATION**
**MAAC CHAMPIONSHIP HISTORY**
**PLAYERS OF THE WEEK**
**TWITTER: @GOJASPERS**
**FACEBOOK: /OFFICIALMANHATTANJASPERS**

**MARIST COLLEGE**


Location.....Poughkeepsie, NY  
 Founded.....1929  
 Enrollment.....4,764  
 Colors.....Red & White  
 Nickname.....Red Foxes  
 President.....David Yellen  
 Director of Athletics.....Tim Murray  
 Head Coach.....Chris Tracz  
 Assistant Coach.....Jesse Marsh  
 Assistant Coach.....Eric Pelletier  
 Assistant Coach.....Lance Ratchford

**2017 ROSTER**

No.	Name	Cl.	Pos.	B/T	Ht.	Wt.	Hometown/Previous School
1	Patrick Lightner	Fr.	INF	R/R	5-10	175	Gaithersburg, MD / Landon School
2	Sean Keenan	Sr.	RHP	R/R	6-0	190	Dayton, NJ / South Brunswick
3	Jordan Roper	Jr.	INF	R/R	5-11	180	Lynnfield, MA / Northern Essex CC
4	Fletcher Szabo	Fr.	OF	R/R	6-1	185	Montgomery, NY / Valler Central
5	Austin Phillips	Fr.	RHP	R/R	6-3	190	Wayne, NJ / Wayner Hills
6	Scott Boches	RJr.	RHP	R/R	6-4	195	Feasterville, PA / Archbishop Wood
7	Nick Rybarczyk	RJr.	C	R/R	6-4	195	Addison, IL / St. Charles CC
8	Anthony Lazar	So.	INF	R/R	5-10	155	Mastic Beach, NY / William Floyd
9	Matt Iantosca	Jr.	C	R/R	5-11	190	Randolph, NJ / Randolph
10	Tyler Dearden	RJr.	RHP	R/R	6-0	155	LaGrange, NY / Arlington
11	Frankie Gregoire	So.	OF	R/R	6-0	205	Simsbury, CT / Phillips Exeter Academy
12	Matt Pagano	RSr.	OF	L/R	6-0	185	Cranston, RI / Bridgton Academy
13	Andrew Rouse	Jr.	INF	S/R	5-11	195	Hagaman, NY / Amsterdam
14	Spencer Bunting	Jr.	RHP	R/R	6-1	200	Rocky Hill, CT / Rocky Hill
15	Chris Tracz	Jr.	C	L/R	6-0	185	Plainview, NY / Plainview-Old Bethpage
16	Jake Stagmen	Fr.	RHP	R/R	6-5	195	Chester, NJ / West Morris Mendham
17	Brandon Bonomo	So.	RHP	R/R	6-3	180	Dix Hills, NY / Half Hollow Hills East
18	Connor McNamara	Fr.	P	R/R	6-3	195	Scarsdale, NY / Fordham Prep
19	Tyler Kapuscinski	So.	INF	L/R	5-11	190	Marlboro, NY / Colts Neck
20	Charlie Jerla	Jr.	LHP	L/L	6-1	185	Philadelphia, PA / Neumann & Goretti
21	Tyler Kirkpatrick	Sr.	OF	R/R	6-0	185	Eagleville, PA / Methacton
22	Will Van Beusekom	Fr.	RHP	R/R	6-6	195	Albany, NY / Christian Brothers Academy
23	Tony Romanelli	Jr.	LHP	L/L	6-3	210	Beacon, NY / Beacon
24	John Parisi	Sr.	RHP	R/R	6-2	205	Dobbs Ferry, NY / Dowling College
25	Matt Rubayo	Fr.	OF	R/R	6-4	220	Skillman, NJ / Montgomery
26	Randy Taveras	So.	INF	R/R	5-11	180	Bronx, NY / Three Rivers CC
27	Matt Kooker	Fr.	INF	R/R	6-1	175	Princeton Junction, NJ / Peddie School
32	Thomas Henderson	Jr.	LHP	L/L	6-1	190	Norwalk, CT / Norwalk
33	Mike Coss	Jr.	LHP	L/L	6-0	240	Pompton Lakes, NJ / Pompton Lakes
35	Skyler Pichardo	Fr.	RHP	R/R	6-0	190	New York, NY / Salesian
42	Greg Kocinski	R-Jr.	INF	L/R	5-11	190	Belle Mead, NJ / Montgomery
53	Ryan Thomas	Sr.	RHP	R/R	6-0	185	Ringoes, NJ / Hunderton Central

**MARIST COLLEGE WEBSITE**

**GOREDFOXES.COM**

**2017 SCHEDULE/RESULTS**

**2017 STATISTICS**

**2017 STANDINGS**

**2017 CHAMPIONSHIP INFORMATION**

**MAAC CHAMPIONSHIP HISTORY**

**PLAYERS OF THE WEEK**

**TWITTER: @MARISTATHLETICS**

**FACEBOOK: /GOEDFOXES**

# STOCKTON PHOTO

THE OFFICIAL PHOTOSTORE OF THE METRO ATLANTIC ATHLETIC CONFERENCE





**It's your Life.  
Store it with Care.**



**LIFESTORAGE.COM**

**844-LIFE-STORE**



**2017 ROSTER**

No.	Name	Cl.	Pos.	B/T	Ht.	Wt.	Hometown/Previous School
2	Danny Long	Fr.	IF/P	R/R	5-11	195	Sellersville, PA / Pennridge
3	Justin Andrews	Sr.	LHP	L/L	5-10	160	Langhorne, PA / Neshaminy
4	JP Walsh	Fr.	OF	R/R	5-10	160	Spring Brook Township, NJ / North Pocono
6	Aidan Favia	Jr.	IF	L/R	5-10	155	Short Hills, NJ / Millburn
8	Brad Rhoads	Sr.	IF/OF	R/R	5-10	190	West Chester, PA / West Chester East
9	Conor Gammond	Jr.	IF	L/R	6-0	180	Spring Lake, NJ / St. Rose
10	Johnny Zega	Fr.	IF	R/R	6-1	190	Lincroft, NJ / Middletown South
11	Tom Jakubowski	Sr.	OF	L/R	6-4	200	West Deptford, NJ / Long Island
12	James Kelly	So.	P	R/R	6-1	165	Oceanport, NJ / Shore Regional
14	JD Andreesen	Jr.	C	R/R	6-1	220	Depew, NY / Campbell
15	Clay Koniencki	So.	C	R/R	6-1	190	Schwenksville, PA / Malvern Prep
16	Justin Trochiano	Jr.	IF	R/R	5-11	185	Morganville, NJ / Marlboro
17	Joe Molettiere	So.	P	R/R	6-1	180	Sellersville, PA / Pennridge
18	Tyler Ksiazek	So.	P	L/R	6-0	185	South Abington Township, PA / Abington Heights
19	Pete Papcun	Jr.	IF/OF	R/R	6-2	185	Brick, NJ / Christian Brothers Academy
20	John LaRocca	Fr.	OF	S/R	6-2	170	Plainview, NY / St. Dominic
21	Ryan Bailey	Sr.	C/INF	L/R	6-1	210	Mount Kisco, NY / Fox Lane
22	Chris Gaetano	Sr.	OF	L/R	6-2	180	Madison Township, PA / Scranton Preparatory
24	Grant Lamberton	Sr.	IF	L/R	6-2	175	Newark, DE / Salesianum
25	Dan Shea	Sr.	OF	L/R	6-2	215	Wilmington, DE / Salesianum
26	Ryan Lillie	Jr.	LHP	L/L	6-1	155	Ocean, NJ / Rhode Island
27	Ben Hoffman	Sr.	P	R/R	6-1	180	Berlin, NJ / Voorhees
28	Ryan Byrd	Jr.	OF	R/R	6-0	175	Red Bank, NJ / Middletown North
30	Ryan Crowley	Sr.	OF	R/R	6-2	190	Cornwall-on-Hudson, NY / Iona Preparatory
32	Brian Reiss	Fr.	LHP	R/R	6-0	165	Watchung, NJ / Watchung Hills
33	Jordan McCrum	So.	IF/P	R/R	5-10	155	Dallas, PA / Dallas Senior
34	Dan Abate	Fr.	IF	R/R	6-1	185	Wayne, NJ / Wayne Hills
36	Ricky Dennis	Sr.	RHP	R/R	6-8	220	Warrington, PA / Central Bucks South
37	Shaine Hughes	Sr.	IF	L/R	6-0	210	Sewell, NJ / Washington Township
39	Zach Schild	Fr.	C	R/R	5-11	190	Lincroft, NJ / Middletown South
40	Austin Counsellor	Jr.	RHP	R/R	6-2	190	Salem, NJ / Rowan College
41	Chris Hawryluk	Fr.	RHP	R/R	6-4	210	Jackson, NJ / Jackson Memorial
42	Kyle Ajan	So.	P	L/L	6-0	170	Chester Springs, PA / Downingtown East
43	Mike Brambilla	Jr.	LHP	L/L	5-9	180	Cherry Hill, NJ / Cherry Hill East
44	Regan Dombroski	Fr.	RHP	R/R	6-2	200	Manasquan, NJ / Wall

**MONMOUTH UNIVERSITY**



Location.....West Long Branch, NJ  
 Founded.....1933  
 Enrollment.....6,316  
 Colors.....Blue & White  
 Nickname.....Hawks  
 President.....Grey Dimenna  
 VP/Director of Athletics.....Dr. Marilyn McNeil  
 Head Coach.....Dean Eehalt  
 AC/Recruiting Coordinator.....Chris Collazo  
 Assistant Coach.....Brady Kirkpatrick  
 Assistant Coach.....Dillon Hamlin

- MONMOUTH UNIVERSITY WEBSITE**
- MONMOUTHAWKS.COM**
- 2017 SCHEDULE/RESULTS**
- 2017 STATISTICS**
- 2017 STANDINGS**
- 2017 CHAMPIONSHIP INFORMATION**
- MAAC CHAMPIONSHIP HISTORY**
- PLAYERS OF THE WEEK**
- TWITTER: @MUHAWKSBASEBALL**
- FACEBOOK: /MONMOUTHAWKS**



# **FOLLOW THE MAAC!**



**/MAACSPORTS**



**@MAACSPORTS**



**/MAACSPORTS**



**@MAACSPORTS**



**/MAACSPORTS**

**NIAGARA UNIVERSITY**

**2017 ROSTER**

Location.....Niagara University, NY  
 Founded.....1856  
 Enrollment.....4,056  
 Colors.....Purple & White  
 Nickname.....Purple Eagles  
 President.....Rev. James J. Maher, C.M.  
 Director of Athletics.....Simon Gray  
 Head Coach.....Rob McCoy  
 Assistant Coach.....Matt Spatafora

No.	Name	Cl.	Pos.	B/T	Ht.	Wt.	Hometown/Previous School
1	Owen Dziados	Jr.	INF	R/R	5-10	200	Cicero, NY / Cicero-North Syracuse High School
2	Cody Eckerson	R-Jr.	LHP	L/L	5-9	165	Palmyra, NY / Palmyra-Macedon High School
3	Geoff Seto	Sr.	UTIL	R/R	5-9	165	Richmond Hill, ON, Canada / Bill Crothers Secondary School
4	Wyatt Olson	Jr.	RF/1B	R/R	6-2	210	Janesville, WI / Indian Hills Community College
5	Tyler Howard	So.	RHP/INF	L/R	5-10	185	North Tonawanda, NY / St. Joe's Collegiate
6	Matthew Brash	Fr.	RHP	R/R	6-1	170	Kingston, ON, Canada / Bayridge Secondary School
7	Brett Cook	So.	RHP	R/R	6-3	200	Round Rock, TX / St. Michael's Academy
9	Tanner Kirwer	Jr.	OF	R/R	6-0	180	Sherwood Park, AB / Archbishop Jordan Catholic High School
10	Austin Miller	Sr.	LHP	R/L	5-10	190	Granite Falls, NC / South Caldwell High School
11	Michael Gabriele	Fr.	INF/RHP	R/R	6-2	175	Lewiston, NY / Canisius High School
12	Joseph Tevlin	Fr.	C	R/R	6-1	190	Toronto, ON, Canada / Bishop Allen Academy
13	Matt Lonetto	Fr.	OF	L/L	5-9	180	Thornhill, ON, Canada / Bill Crothers Secondary School
14	Michael Bucci	Sr.	LHP	L/L	6-2	200	Toronto, ON, Canada / Bishop Allen Academy
16	Nate Mascellino	Fr.	RHP/OF	R/R	6-2	180	North Tonawanda, NY / Canisius High School
17	Joel Brophy	Sr.	C	R/R	5-11	195	Burlington, ON, Canada / Notre Dame Catholic Secondary School
18	Greg Cullen	So.	INF	L/L	5-10	175	Penfield, NY / McQuaid Jesuit
20	Julian Gallup	Jr.	OF	R/L	6-1	190	Amsterdam, NY / Amsterdam High School
21	Nick Bernick	Jr.	INF	R/R	5-7	165	Pittsburgh, PA / Baldwin High School
22	James Walker	R-So.	RHP	R/R	6-1	190	Kelowna, BC, Canada / Kelowna Secondary
23	Darian Blanks	R-So.	OF	R/R	5-8	170	Hudson, NY / Hudson High School
24	Trevor McCauley	R-Jr.	OF	L/L	6-3	195	Urbandale, IA / Johnston High School
25	Philippe Langlois	Jr.	INF	L/R	6-3	200	Victoriaville, QC, Canada / Muscatine Community College
27	Nigel Stearns	R-So.	LHP	L/L	5-10	155	Dallas, PA / Dallas High School
28	Matt Zarembo	Fr.	C	L/R	5-11	170	Galena, OH / St. Francis DeSales
29	Matt McCuen	R-Sr.	RHP	R/R	5-11	185	Amherst, NY / Sweet Home High School
33	Alex MacKinnon	Fr.	RHP	R/R	6-3	175	Aurora, ON, Canada / St. Maximilian Kolbe
34	Peter Battaglia	Fr.	1B/OF	R/R	6-2	205	Williamsville, NY / Williamsville North
37	Daniel Procopio	Sr.	RHP	R/R	5-11	200	Toronto, ON, Canada / Seminole State College
39	Jordan Parranto	So.	RHP	R/R	6-6	190	Sherwood Park, AB, Canada / Archbishop Jordan
44	Zachary Kolodziejki Jr.		RHP	R/R	6-2	205	Livonia, NY / Livonia High School

**NIAGARA UNIVERSITY WEBSITE**
**PURPLEEAGLES.COM**
**2017 SCHEDULE/RESULTS**
**2017 STATISTICS**
**2017 STANDINGS**
**2017 CHAMPIONSHIP INFORMATION**
**MAAC CHAMPIONSHIP HISTORY**
**PLAYERS OF THE WEEK**
**TWITTER: @NUPURPLEEAGLES**
**FACEBOOK: /PURPLEEAGLES**



**WE ARE PROUD TO BE  
CORPORATE PARTNERS  
OF THE MAAC.**


**FOR ALL YOUR SPORTING GOODS NEEDS**

**PHONE: 1-800-398-7625**  
R O C K

**WWW.BSNSPORTS.COM**

**QUINNIPIAC UNIVERSITY**


Location.....Hamden, CT  
 Founded.....1929  
 Enrollment.....9,654  
 Colors.....Blue & Gold  
 Nickname.....Bobcats  
 President .....John L. Lahey  
 Director of Athletics.....Greg J. Amodio  
 Head Coach.....John Delaney  
 Assistant Coach.....Pat Egan  
 Assistant Coach.....Kyle Nisson  
 Volunteer Assistant Coach....Mike Mergenthaler


**2017 ROSTER**

No.	Name	Cl.	Pos.	B/T	Ht.	Wt.	Hometown/Previous School
1	Julius Saporito	Jr.	OF	L/L	5-9	175	Manalapan, NJ / Freehold Township
2	Aron Fried	So.	INF	R/R	6-0	185	Ossining, NY / Ossining
3	Derek Kasperzyk	Fr.	OF	R/R	5-10	160	Killingworth, CT / Avon Old Farms Academy
4	Joseph Burns	Gr.	C/INF	R/R	5-11	215	Shelton, CT / St. John's University
5	Evan Vulgamore	Fr.	C/INF	R/R	5-10	190	Bow, MA / Bow High School
6	Matthew Batten	Sr.	INF	R/R	6-1	170	Shelton, CT / St. Joseph (CT)
7	Brian Moskey	So.	OF/RHP	R/R	6-1	190	Higganum, CT / Haddam-Killingworth
8	Ryan Nelson	Gr.	INF	R/R	6-0	205	Knoxville, TN / Catholic Knoxville
9	Dylan Lutz	Fr.	INF	R/R	5-9	170	Denver, CO / Denver East
10	Mike Davis	Jr.	RHP	R/R	6-5	180	Sandy Hook, CT / Newtown
11	Anthony Cruz	Jr.	C	R/R	5-9	185	Burlington, MA / Williston-North Hampton
12	Mike Palladino	Gr.	OF	R/R	5-9	175	Rockville Centre, NY / Kellenberg Memorial
13	Matthew Osieja	Sr.	LHP	L/L	5-10	185	Wyckoff, NJ / Ramapo
16	Andrew Workman	So.	RHP	R/R	6-2	190	Pound Ridge, NY / Fox Lane
17	Robert Hitt	Jr.	RHP/INF	R/R	6-2	185	Suffield, CT / Suffield
18	Taylor Luciani	Jr.	RHP	R/R	6-1	195	Berlin, CT / Northwest Catholic
19	Kyle Horton	So.	INF/OF	S/R	5-10	180	Monroe, CT / Masuk
20	Matthew Oestreicher	Sr.	C	R/R	5-11	185	North Haven, CT / North Haven
21	Andre Marrero	Fr.	OF	R/R	5-10	175	West Springfield, MA / West Springfield High School
22	Gregory Egan	Sr.	RHP	R/R	6-1	205	Seldon, NY / St. John the Baptist (NY)
23	David Longstreeth	Fr.	RHP	R/R	6-2	220	Hatfield, MA / Suffield Academy
25	Liam Scarfariello	So.	1B	R/R	6-4	260	Southington, CT / Southington High School
27	Alex Vargas	Sr.	RHP	R/R	5-11	190	New York, NY / Monroe
28	Mike DellaMedaglia	Jr.	RHP	R/R	6-0	195	Somers, NY / Somers High School
29	Chris Enns	Jr.	LHP	L/L	6-4	200	Canton, OCT / Canton High School
30	Ben Gibson	Jr.	RHP/INF	R/R	6-5	225	Sagamore Beach, MA / Pope John Paul II
31	Christian Nicolosi	So.	RHP	R/R	6-1	170	Stony Point, NY / North Rockland
32	Collin Donnelly	Fr.	LHP	L/L	6-1	230	Bel Air, MD / Immaculata High School
33	Wyatt Hamilton	Jr.	RHP	R/R	6-7	185	Falmouth, MA / Avon Old Farms
34	Brandon Shileikis	Sr.	RHP	R/R	6-1	195	North Dighton, MA / Dighton-Rehoboth
37	Nick Paasch	Fr.	RHP	R/R	6-2	185	Tolland, CT / Tolland High School
38	Blake DeCarr	Fr.	RHP	R/R	6-0	180	Foxboro, MA / Xaverian Brothers High School

[QUINNIPIAC UNIVERSITY WEBSITE](http://QUINNIPIACUNIVERSITYWEBSITE.COM)  
[QUINNIPIACBOBCATS.COM](http://QUINNIPIACBOBCATS.COM)

[2017 SCHEDULE/RESULTS](#)

[2017 STATISTICS](#)

[2017 STANDINGS](#)


[2017 CHAMPIONSHIP INFORMATION](#)

[MAAC CHAMPIONSHIP HISTORY](#)

[PLAYERS OF THE WEEK](#)

[TWITTER: @THEQBASBALL](#)

[FACEBOOK: /QUATHLETICS](#)



**2017 ROSTER**

**RIDER UNIVERSITY**



Location.....Lawrenceville, NJ  
 Founded.....1865  
 Enrollment.....5,075  
 Colors.....Cranberry & White  
 Nickname.....Broncs  
 President.....Gregory G. Dell’Omo  
 Director of Athletics.....Don Harnum  
 Head Coach.....Barry Davis  
 Assistant Coach.....John Crane  
 Assistant Coach.....Matt Maher

No.	Name	Cl.	Pos.	B/T	Ht.	Wt.	Hometown/Previous	School
1	Paul Sparano	Jr.	P	R/R	5-9	180		Ewing, NJ / Ewing
2	Brennan McAllister	So.	C	L/R	5-9	180		Middletown, DE / Middletown
3	Harrison McClure	Jr.	P/OF	R/R	6-1	190		Atlanta, GA / South Florida State
4	Brian Uliana	Jr.	OF	R/R	6-0	185		Bethlehem, PA / Freedom
5	Kyle Johnson	Fr.	INF	R/R	5-9	175		Jackson, NJ / Jackson Memorial
6	Richie Tecco	So.	SS/2B	R/R	5-10	155		Drexel Hill, PA / Monsignor Bonner
7	Josh Sharik	Sr.	P	R/R	6-5	205	Ewing, NJ / Plumstead Christian School	
8	Jake Bender	Jr.	INF	R/R	5-11	180		Ellicott City, MD / Marriotts Ridge
10	Tyler Kaiser	Sr.	1B	L/R	6-2	200		Moorestown, NJ / Moorestown
11	Mike Volaski	Sr.	3B	R/R	6-3	190		Oxnard, CA / Ventura CC
12	John Yocum	Fr.	P/3B	R/R	6-0	205		Easton, PA / Freedom
15	Dalton Mayberry	Sr.	P/OF	L/L	6-0	220		Chadds Ford, PA / Marist College
16	Anthony Arneith	So.	P	R/R	6-5	210		Pine Beach, NJ / Central Regional
17	Joe Simone	Fr.	OF	L/L	5-11	190		Wayne, NJ / Wayne Hills
18	Lee Lipinski	Sr.	C1	R/R	6-3	200		Glen Arm, MD / Calvert Hall
19	Dylan Simcik	So.	P	R/R	6-1	190		Newtown, PA / Holy Ghost Prep
20	CJ Hirschy	Jr.	P	R/R	6-0	190		Toms River, NJ / Toms River HS East
21	Tyler Stockwell	Fr.	C	R/R	5-11	205		LaPlata, MD / LaPlata Memorial
23	Dallas Clark	Jr.	OF	R/R	6-1	200		Moorestown, NJ / Moorestown
24	Mike Diorio	Sr.	P	L/L	6-5	210		Middletown, NJ / Middletown HS South
25	Nick Margevicius	Jr.	P	L/L	6-5	220		North Royalton, OH / Saint Ignatius
26	Riley Mihalik	So.	1B	L/R	6-2	220	Churchville, PA / Chestnut Hill Academy	
27	Christian Estevez	Jr.	INF	R/R	6-1	200		River Edge, NJ / River Dell
28	Andrew Tumbelty	Jr.	P	R/R	6-1	205		Westampton, NJ / Rancocas Valley
32	Pete Soporowski	Fr.	P	L/L	6-2	225	South Amboy, NJ / Sayreville War Memorial	
34	Nick Payesko	So.	P	L/L	6-3	195		Yardville, NJ / Holy Ghost Prep
44	Jordan Silverman	So.	P	L/L	6-1	195		Holland, PA / Council Rock HS South

**RIDER UNIVERSITY WEBSITE**

**GOBRONCS.COM**

**2017 SCHEDULE/RESULTS**

**2017 STATISTICS**

**2017 STANDINGS**

**2017 CHAMPIONSHIP INFORMATION**

**MAAC CHAMPIONSHIP HISTORY**

**PLAYERS OF THE WEEK**

**TWITTER: @RIDERATHLETICS**

**FACEBOOK: /MONMOUTHAWKS**



**SAINT PETER'S UNIVERSITY**


Location.....Jersey City, NJ  
 Founded.....1872  
 Enrollment.....3,302  
 Colors.....Blue & White  
 Nickname.....Peacocks  
 President .....Dr. Eugene J. Cornacchia, Ph.D.  
 Director of Athletics.....Boe Pearman  
 Head Coach.....Danny Ramirez  
 Assistant Coach.....Ed Moskal  
 Assistant/Pitching Coach.....Fernando Alba  
 Director of Baseball Operations...Charles Rozzi


**2017 ROSTER**

No.	Name	Cl.	Pos.	B/T	Ht.	Wt.	Hometown/Previous School
1	Willie Krajnik	RHP	Jr.	R/R	6-3	210	Lyndhurst, NJ / Saint Mary
3	Cole Robbins	SS/IF	Fr.	L/R	5-11	175	Toms River, NJ / Toms River East
4	Kevin Soriano	RHP	Sr.	R/R	6-3	215	New Milford, NJ / New Milford
5	Anthony Ramos	OF/LHP	Fr.	L/L	6-1	210	North Bergen, NJ / North Bergen
7	Paul Schifilliti	RHP	Sr.	R/R	6-2	190	Toms River, NJ / Toms River East
8	Jean Candelaria	RHP	Fr.	R/R	5-8	160	Bayonne, NJ / Bayonne
9	Adam Hernandez	OF	Jr.	R/R	6'1	185	Rutherford, NJ / Rutherford
10	Alex Slawinski	SS	Fr.	R/R	6-0	180	Carteret, NJ / Carteret
11	Jake Regina	RHP	Sr.	R/R	6-1	210	Rutherford, NJ / Rutherford (Gloucester CC)
14	Brian Turton	SS/IF	Fr.	R/R	5-10	155	Jefferson, NJ / Jefferson Township
15	James Spadaccini	IF	Sr.	R/R	6-0	185	Butler, NJ / Butler
16	Anthony Assante	RHP	Jr.	R/R	6-1	212	Brick, NJ / Brick Memorial
17	Hunter Mason	OF/P	Fr.	R/R	6-3	210	Marlton, NJ / Cherokee
20	Angel Perez	OF	Jr.	R/R	6-0	165	Jersey City, NJ / Marist HS
22	Mike Ionta	C	Jr.	R/R	5-10	180	Westfield, NJ / Westfield
24	Jesse Matos	1B	Fr.	L/R	5-11	215	Bayonne, NJ / Marist
26	Matt Clementoni	RHP	Fr.	R/R	6-1	170	Rockaway, NJ / Morris Knolls
30	DJ Nozza	C	Sr.	S/R	6-3	230	Belle Mead, NJ / Montgomery
31	Nick Ciocco	OF	Jr.	R/R	6-2	195	Cherry Hill, NJ / Cherry Hill
33	Michael Ammerman	LHP	Sr.	R/L	6-0	215	Howell, NJ / Howell (Ocean Community College)
34	Tom Puza	RHP	Jr.	R/R	6-0	180	Point Pleasant, NJ / Red Bank Catholic
35	Jose Martinez	C	Sr.	R/R	5-9	225	Browns Mills, NJ / Remberon Township (Hartford CC)
43	Steve Epstein	RHP	So.	R/R	6-2	180	Marlboro, NJ / Marlboro

**SAINT PETER'S UNIVERSITY WEBSITE**  
**SAINTPETERSPEACOCKS.COM**  
**2017 SCHEDULE/RESULTS**  
**2017 STATISTICS**  
**2017 STANDINGS**  
**2017 CHAMPIONSHIP INFORMATION**  
**MAAC CHAMPIONSHIP HISTORY**  
**PLAYERS OF THE WEEK**  
**TWITTER: @PEACOCKNATION**  
**FACEBOOK: /SAINTPETERSATHLETICS**


# WHO WILL TAKE HOME THE TROPHY?

*Manufacturing  
Custom Awards  
- Since 1960 -*



## *Official Sponsor of MAAC*

At Levy Marketing + Awards, we're as passionate about the awards we create as the people who receive them. We have long standing relationships with clients including MAAC, and are proud supporters of their athletes. Follow the excitement this season to find out who will take home the championship trophy!

**SIENA COLLEGE**


Location.....Loudonville, NY  
 Founded.....1937  
 Enrollment.....3,216  
 Colors.....Green & Gold  
 Nickname.....Saints  
 President....Br. F. Edward Coughlin, O.F.M., Ph.D  
 VP/Director of Athletics.....John D'Argenio  
 Head Coach.....Tony Rossi  
 Assistant Coach.....Pat Carroll  
 Assistant Coach.....Steve Adkins  
 Volunteer Assistant Coach.....Dave Yamane

**2017 ROSTER**

No.	Name	Cl.	Pos.	B/T	Ht.	Wt.	Hometown/Previous School
2	Zach Durfee	FR	OF	R/R	5-11	184	Malta, NY / Ballston Spa
3	Phil Madonna	JR	C	R/R	5-7	170	Gibsonia, PA / Vincentian Academy
4	Jordan Bishop	JR	INF	L/R	6-0	202	Wappingers Falls, NY / Roy C. Ketcham
5	Rich Gilbride	FR	INF	R/R	5-9	158	Beverly, MA / Cheshire Academy
6	Matt Hamel	SO	INF	L/R	5-11	168	Gansevoort, NY / Christian Brothers Academy
7	Max Goione	SO	INF	R/R	5-9	166	Fair Haven, NJ/ Rumson-Fair Haven Regional
8	Dan Lowndes	JR	OF	R/R	5-9	171	Poughkeepsie, NY / Arlington
11	Domenic Nardone	FR	LHP	R/L	5-10	188	Weston, MA/Noble and Greenough School
12	Jordan Folgers	SO	INF	R/R	5-11	211	West Islip, NY / St. Anthony's
14	Brian Kelly	SO	INF	R/R	5-11	202	Demarest, NJ / Northern Valley Regional
15	Chris Davignon	FR	OF	R/L	5-8	164	Slate Hill, NY / Minisink Valley
16	Jonathan Crimmin	FR	OF	R/R	6-1	211	Worcester, MA / Worcester Academy
17	Ryan Bellomo	JR	RHP	R/R	5-10	190	Rutland, VT / Rutland
18	Ben Rhodes	FR	INF	L/R	6-5	191	Amsterdam, NY / Amsterdam
20	Josh DelSignore	FR	C	R/R	6-2	184	Sutton, MA / St. Peter Marian Central
21	John Nolan	SO	RHP	R/R	6-3	213	Windsor, CT / Windsor
22	Dan Swain	SR	OF	R/R	5-11	191	Newton, MA / Newton North
23	Shane Barringer	FR	LHP	L/L	6-3	207	Saratoga Springs, NY / Saratoga Springs
24	Chris Amorosi	SR	LHP	L/L	6-0	192	Schenectady, NY / Schalmont
25	Alex Brickman	FR	INF	R/R	6-2	274	Andover, MA / Worcester Academy
26	Tim Zehnbauer	SO	RHP	L/R	6-0	177	Wappingers Falls, NY / Roy C. Ketcham
27	Patrick Ortlund	SR	C	L/R	5-11	209	Newburgh, NY / Newburgh Free Academy
28	Mark Levesque	FR	RHP	R/R	6-1	194	Milton, NH / Nute
30	Dylan D'Anna	SO	RHP	R/R	6-6	234	Wappingers Falls, NY / Roy C. Ketcham
31	Brendan White	FR	RHP	S/R	5-11	165	Mahopac, NY / Mahopac
32	Nick Bruno	FR	RHP	R/R	6-0	208	Schenectady, NY / Guilderland
33	Danny Hobbs	FR	RHP	R/R	6-1	206	Wilton, NY / Saratoga
34	Matt Pierce	FR	RHP	R/R	6-2	234	Schenectady, NY / Guilderland
42	Tommy Miller	SO	LHP	R/L	6-2	206	Castleton, NY / Maple Hill
44	Nico Ramos	FR	C	L/R	6-1	258	Rome, NY / Holland Patent Central
45	Tom Sutera	SO	RHP	L/R	6-5	185	Waterford, CT / Waterford
47	Joe Drpich	JR	INF	L/R	6-3	293	South Salem, NY / John Jay Cross River

**SIENA COLLEGE WEBSITE**  
**SIENASAINTS.COM**

**2017 SCHEDULE/RESULTS**

**2017 STATISTICS**

**2017 STANDINGS**

**2017 CHAMPIONSHIP INFORMATION**

**MAAC CHAMPIONSHIP HISTORY**

**PLAYERS OF THE WEEK**


**TWITTER: @SIENASAINTS**

**FACEBOOK: /SIENASAINTS**





BSN SPORTS™



VISIT THE MAAC SIDELINE STORE AT [www.MAACsports.com](http://www.MAACsports.com)

**WWW.BSNSPORTS.COM**



**BASEBALL RECORDS (Individual)**

*All Baseball records from 1991-present unless otherwise noted*

**Baseball**

**Batting Average\***

*Minimum 120 plate appearances*

Rank	Name, School	Year	G	AB	Hits	BA
1	Mike Piscano, Iona	1982	25	-	-	.482
2	Dick Woodridge, Le Moyne	1993	34	126	60	.476
3	Steve O'Donnell, La Salle	1989	-	-	-	.455
4	Barry Petrachenko, La Salle	1986	-	-	-	.453
5	Steve Forlano, Fordham	1982	29	101	45	.446
6	Anthony Bocchino, Marist	2002	55	207	92	.444
7	David Smith, Le Moyne	1993	40	136	60	.441
8	Dan Paolini, Siena	2009	50	200	86	.430
9	Ray Montgomery, Fordham	1990	48	175	75	.429
10	Luis Garcia, Fairfield	1991	38	123	52	.423
	Jeff Spillsbury, Iona	1991	43	173	73	.422
12	Keith Brachold, Marist	2003	54	214	90	.421
13	Casey Long, Rider	2002	55	210	88	.419
14	Cristian Jung, Fairfield	1998	44	158	66	.418
	Joe Janish, Saint Peter's	1992	36	110	46	.418
16	Matt Rizzoti, Manhattan	2005	48	173	72	.416
	Chris O'Brien, Iona	1982	25	-	-	.416
18	Paul Wilders, Siena	1995	43	135	56	.415
19	Kevin Quaranto, Siena	2010	54	206	86	.413
20	Josh Kean, Siena	2002	48	165	67	.406

\* MAAC has limited records prior to 1991

**Runs Scored**

Rank	Name, School	Year	Games	Runs
1	Perry Silverman, Canisius	2010	59	74
2	Sam Boone, La Salle	1985	-	73
3	Kevin Nieto, Manhattan	2009	46	72
4	Steve McQuail, Canisius	2010	60	70
5	Chad Salem, Manhattan	2010	51	69
6	Steve O'Sullivan, Marist	2002	55	67
	Kevin Mahoney, Canisius	2009	57	67
8	Sean Jamieson, Canisius	2010	57	66
9	Connor Panas, Canisius	2015	64	65
	Anthony Bocchino, Marist	2002	55	65
	Mike McCann, Manhattan	2009	53	65
12	David Smith, Le Moyne	1993	40	64
	Mark Onorati, Manhattan	2009	53	64
14	A.J. Albee, Rider	2010	59	63
15	Dan Paolini, Siena	2010	53	62
16	Barry Petrachenko, La Salle	1988	-	61
17	Eddie Harper, Le Moyne	2003	50	60
	Sean Jamieson, Canisius	2011	57	60
19	Kevin Mailloux, Canisius	2009	56	59
	Ian Choy, Canisius	2010	60	59



Whether your goal is to expand your career, or grow your network of trusted advisors, we're the right fit.



**UHY** LLP  
Certified Public Accountants

ALBANY, NY | COLUMBIA, MD | NEW YORK, NY

[www.uhy-us.com](http://www.uhy-us.com)



**BASEBALL RECORDS (Individual)**

*Hits*

Rank	Name, School	Year	Games	AB	Hits
1	Anthony Bocchino, Marist	2002	55	207	92
	Connor Panas, Canisius	2015	64	247	92
3	Keith Brachold, Marist	2003	54	214	90
4	Steve McQuail, Canisius	2010	60	224	89
5	Casey Long, Rider	2002	55	210	88
6	Jeff Justice, Le Moyne	2004	57	216	87
7	A.J. Albee, Rider	2010	59	239	86
	Kevin Mailloux, Canisius	2009	56	226	86
	Dan Paolini, Siena	2009	50	200	86
10	Brett Siddall, Canisius	2015	64	249	85
	Kevin Quaranto, Siena	2010	54	206	85
	Mike McCann, Manhattan	2009	53	219	85
	Josh McCurdy, Niagara	2003	51	211	85
14	Mike Fish, Siena	2013	57	231	84
	Ruben Perez, Manhattan	2009	53	214	84
	Anthony Bocchino, Marist	2000	51	210	84
	Sam Boone, La Salle	1984	-	-	84
18	Ian Choy, Canisius	2010	60	220	83
19	Jake Lumley, Canisius	2015	63	248	82
20	Vincent Citro, Siena	2014	60	239	80

\* MAAC has limited records prior to 1991

*Doubles*

Rank	Name, School	Year	Games	2B
1	Reed Eastley, Niagara	2004	54	25
2	Brett Siddall, Canisius	2015	64	24
	Kevin Quaranto, Siena	2010	54	24
	Keith Brachold, Marist	2004	54	24
	Anthony Bocchino, Marist	2002	55	24
6	James Beck, Iona	2011	50	23
	Chris Klepps, Siena	2008	54	23
	Peter Allen, Fairfield	2007	45	23
9	Jose Carrera, Manhattan	2016	55	22
	Fabian Pena, Manhattan	2016	55	22
	Tucker Nathans, Fairfield	2010	50	22
	Anthony Armenio, Manhattan	2009	53	22
	Jeff Justice, Le Moyne	2004	57	22
	Trey Gethoefer, Siena	1999	56	22
15	Christian Santisteban, Manhattan	2016	54	21
	Mark Onorati, Manhattan	2011	53	21
	Steve McQuail, Canisius	2010	60	21
	Mason Heyne, Rider	2010	58	21
	Matt Rizzoti, Manhattan	2005	48	21
	Wil Pikolycky, Iona	2000	44	21





BASEBALL RECORDS (Individual)

Triples

Rank	Name, School	Year	Games	3B
1	Anthony Bocchino, Marist	2002	55	9
2	Steve O'Sullivan, Marist	2002	55	8
	Michael Wenner, Rider	1998	50	8
4	Connor Panas, Canisius	2015	64	7
	Branson Joseph, Canisius	2009	55	7
	Same Boone, La Salle	1985	-	7
7	Matt Byrne, Iona	2015	42	6
	Rob Piscitelli, Quinnipiac	2014	42	6
	Kevin Nieto, Manhattan	2009	46	6
	Kevin Nieto, Manhattan	2008	43	6
	Frank Pacifico, Saint Peter's	2006	45	6
	Jeff Justice, Le Moyne	2003	50	6
	Russell Rinaldi, Saint Peter's	2002	36	6
	Erinn Pesaresi, Rider	2001	40	6
	Jim Kaden, Siena	1993	34	6
	Steve O'Donnell, La Salle	1989	-	6
	Jesse Kelso, Canisius	2012	52	6
18	Michael Pfenninger, Canisius	2016	53	5
	Jake Lumley, Canisius	2015	63	5
	Jon Kristofferse, Saint Peter's	2015	49	5
	Matt Pagano, Marist	2013	50	5
	Wynton Bernard, Niagara	2009	46	5
	Ricky Pacione, Marist	2009	59	5
	Jon Schwind, Marist	2009	59	5
	Jeff Vincent, Niagara	2006	50	5
	Aaron Bulkley, Le Moyne	2004	56	5
	Josh Pineiro, Saint Peter's	2003	40	5
	Vince Ircandia, Niagara	2003	50	5
	Erinn Pesaresi, Rider	2002	52	5
	Jimmy Willis, Marist	2001	43	5
	Anthony Bocchino, Marist	2000	51	5
	Pete Nastasi, Niagara	2000	41	5
	Wil Pikolycky, Iona	2000	44	5
	Angel Ramos-Romano, Saint Peter's	1999	45	5
	Erik Zbranek, Saint Peter's	1998	41	5
	Jon Wilson, Fairfield	1997	45	5
	Mike Ostrander, Siena	1997	50	5
	Chris Nocera, Saint Peter's	1996	42	5
	Dave Marek, Siena	1995	48	5
	John Penatello, Iona	1995	42	5
	Matt Klein, La Salle	1992	41	5
	Joe Solimine, Fairfield	1989	33	5







**BASEBALL RECORDS (Individual)**

*Home Runs*

<b>Rank</b>	<b>Name, School</b>	<b>Year</b>	<b>Games</b>	<b>HR</b>
1	Dan Paolini, Siena	2010	53	26
2	Steve O'Donnell, La Salle	1989	-	23
3	Kevin Mahoney, Canisius	2009	57	22
4	Steve McQuail, Canisius	2010	60	20
5	Dan Paolini, Siena	2011	58	19
6	John Fitzpatrick, Manhattan	2006	50	18
7	Brian Burton, Canisius	2010	59	17
8	Kevin Mailloux, Canisius	2009	56	16
	Rob Fortner-Villanova, Iona	2004	52	16
	Brian Merkle, Iona	1997	46	16
11	Chad Salem, Manhattan	2010	51	15
	Scott Rich, Rider	2004	51	15
	Neil Murphy, Iona	1993	39	15
14	Anthony Giansanti, Siena	2009	50	14
	Andre Enriquez, Le Moyne	2004	57	14
	Scott Edwardsen, Le Moyne	2000	47	14
	David Smith, Le Moyne	1993	40	14
18	12 tied with...			13

*Runs Batted In*

<b>Rank</b>	<b>Name, School</b>	<b>Year</b>	<b>Games</b>	<b>RBI</b>
1	Steve McQuail, Canisius	2010	60	81
2	Brian Burton, Canisius	2010	59	68
	Chad Salem, Manhattan	2010	51	68
	Connor Panas, Canisius	2015	64	68
5	Chuck Kulle, Le Moyne	1993	40	67
6	Dan Paolini, Siena	2011	58	67
7	John Fitzpatrick, Manhattan	2006	50	66
	David Smith, Le Moyne	1993	40	66
9	Steve O'Donnell, La Salle	1989	-	65
10	Dan Paolini, Siena	2010	53	64
11	Brett Siddall, Canisius	2015	64	63
	Josh McCurdy, Niagara	2003	51	63
	Sam Boone, La Salle	1985	-	63
14	Kevin Mahoney, Canisius	2009	57	62
15	Anthony Armenio, Manhattan	2009	53	61
16	A.J. Albee, Rider	2010	59	60
17	Mike McCann, Manhattan	2009	53	59
18	Sean Olson, Rider	2009	49	58
19	Ian Choy, Canisius	2010	-	57
	Matt Rizzoti, Manhattan	2005	48	57
	Reed Eastley, Niagara	2004	54	57
	Kevin Riley, Rider	2002	55	57
	Anthony Bocchino, Marist	2000	51	57





**BASEBALL RECORDS (Individual)**

*Stolen Bases*

Rank	Name, School	Year	Games	Attempts	SB
1	Jack Allen, Fordham	1987	46	-	48
2	Jack Allen, Forham	1985	36	-	46
3	Ray Montgomery, Fordham	1990	48	-	45
4	Kyle Brown, Le Moyne	2004	57	49	42
	John Penatello, Iona	1996	46	52	42
6	Nick Richter, Rider	2014	49	46	41
7	Jack Allen, Forham	1986	37	-	40
8	Eric Nieto, Manhattan	2006	50	41	39
	Jack Allen, Forham	1988	48	-	39
10	John Penatello, Iona	1998	47	45	38
	Barry Petrachenko, La Salle	1985	-	-	38
12	James Hayes, Rider	2008	57	44	37
13	Todd Donovan, Siena	1997	50	44	36
	Bill McMahon, Fairfield	1993	40	40	36
15	Carl Loadenthal, Rider	2003	48	37	35
	Barry Petrachenko, La Salle	1988	-	-	35
17	Justyn Carter, Saint Peter's	2010	50	40	33
	Tom Lopusznick, Fairfield	1999	46	37	33
	Anthony Vega, Manhattan	2012	60	35	32
	Wynton Bernard, Niagara	2012	46	39	32

*Earned Run Average\**

Must have 1 IP for every game played by team; minimum 50 IP

Rank	Name, School	Year	App	GS	IP	R	ER	ERA
1	Pete Harnisch, Fordham	1985	8	7	50.1	12	9	1.25
2	David Leonard, Holy Cross	1989	-	-	-	-	-	1.27
3	Ryan Woods, Le Moyne	2007	30	0	60.1	14	9	1.34
4	Chris Cody, Manhattan	2006	14	13	108.0	24	17	1.42
5	John Novinsky, Iona	2000	14	11	82.1	26	17	1.45
6	Kevin Ool, Marist	2000	29	4	75.2	28	16	1.48
7	Matt Quintana, Siena	2015	20	4	60.0	14	10	1.50
8	Chuck Bechtel, Marist	2003	13	13	85.0	29	15	1.59
9	Kevin Ool, Marist	2003	11	9	72.1	18	14	1.74
10	Chris Begg, Niagara	2001	13	10	78.0	23	16	1.85
	David Leonard, Holy Cross	1990	9	-	63.0	-	-	1.85
12	Sean McKeown, Marist	2011	15	7	62.2	17	13	1.87
13	John Barone, Iona	2000	14	11	77.0	30	21	1.91
14	Ryan Kondratowicz, Marist	2002	17	5	65.1	17	14	1.93
15	Lou Vigliotti, Fairfield	1995	13	13	82.1	34	18	1.97
16	Jon Ratliff, Le Moyne	1993	13	11	83.2	34	19	2.04
17	Keith D'Amato, Fairfield	1982	-	-	-	-	-	2.07
18	Rob Healey, Le Moyne	1992	8	7	47.0	15	11	2.11
19	Jon Ratliff, Le Moyne	1991	10	-	51.0	21	12	2.12
20	Bill Heidt, Iona	1983	-	-	-	-	-	2.13

\* MAAC has limited records prior to 1991







**BASEBALL RECORDS (Individual)**

*Wins*

Rank	Name, School	Year	App	IP	Wins
1	Shane Davis, Canisius	2008	13	89.1	12
	Chris Cody, Manhattan	2006	14	108.0	12
3	Rohn Pierce, Canisius	2014	15	111.2	11
	Garrett Cortright, Canisius	2013	16	115.2	11
	Taylor Sewitt, Manhattan	2012	23	96.0	11
6	Alex Godzak, Canisius	2014	15	89.0	10
	John Soldinger, Manhattan	2011	16	106.0	10
	John Lannan, Siena	2005	-	-	10
	Kevin Ool, Marist	2002	18	91.0	10
	Chris Tracz, Marist	2002	15	99.0	10
	Chris Tracz, Marist	2001	14	86.1	10
	Mark Barron, Marist	1997	18	91.0	10
13	Rickey Dennis, Monmouth	2016	15	85.2	9
	Chad Gallagher, Marist	2011	14	97.1	9
	Shane Davis, Canisius	2010	15	98.1	9
	Shane Davis, Canisius	2009	13	79.0	9
	Jake Wiley, Marist	2009	65	118.1	9
	Jesse Darcy, Manhattan	2007	14	107.0	9
	Chris Tracz, Marist	2005	15	103.2	9
	Chris Tracz, Marist	2003	13	90.1	9
	Dave Pahucki, Siena	1999	-	-	9

*Saves*

Rank	Name, School	Year	App	IP	Saves
1	Iannick Remillard, Canisius	2016	24	32.0	17
2	Tyler Smith, Rider	2011	29 3	8.1	15
3	Ryan Woods, Le Moyne	2007	30	60.1	14
4	Bobby Aylmer, Forham	1988	33	63.2	13
5	Ryan Thomas, Marist	2016	29	34.0	12
6	Jon Fitzsimmons, Canisius	2012	25	25.1	11
	James Hayes, Rider	2008	22	31.1	11
	James Hayes, Rider	2007	19	22.0	11
	Chris Homer, Marist	2002	23	29.2	11
10	Eric Thomas, Rider	2015	28	27.0	10
	Iannick Remillard, Canisius	2015	20	35.0	10
	Ryan Thomas, Marist	2015	21	26.1	10
	Jon Fitzsimmons, Canisius	2013	21	31.0	10
	Robert Ryan, Marist	2006	24	35.0	10
	Ryan Woods, Le Moyne	2006	27	39.2	10
	Tyler Addison, Niagara	2006	26	38.1	10
	Scott Larkin, Fairfield	1992	19	31.1	10
18	Zach Mawson, Rider	2013	24	21.0	9
	Tyler Smith, Rider	2010	31	50.2	9
	Robert Ryan, Marist	2005	21	22.2	9





# AMBASSADOR PROGRAM

**FIVE MAAC SCHOOLS HAVE BEEN SELECTED TO ACTIVATE THE PEPSI BRAND AMBASSADOR PROGRAM ON THEIR CAMPUSES THIS YEAR. EACH SCHOOL WILL DESIGNATE ONE UNDERGRADUATE STUDENT TO BECOME PEPSI'S NEWEST AMBASSADOR AND SHOWCASE THE PEPSI BRAND AROUND THEIR CAMPUS.**

## **RESPONSIBILITIES OF PEPSI BRAND AMBASSADORS:**

- ASSIST RETAIL STORE/COOLER MERCHANDISING
- DEVELOP RELATIONSHIPS WITH KEY CAMPUS PERSONNEL AND FOLLOW UP ON NEEDS
- EXECUTE PEPSICO BRAND PROMOTION CALENDARS
- MONITOR PEPSICO BRAND SALES – IDENTIFIES ACTION PLANS TO MAXIMIZE GROWTH
- IDENTIFY, COORDINATE PEPSICO PARTICIPATION AT KEY CAMPUS EVENTS
- COORDINATE INNOVATIVE/ NEW BRAND SAMPLINGS
- SERVE AS A LIAISON TO STUDENT ASSOCIATIONS/CLUBS AND LOCAL PEPSICO CONTACTS
- WORK CLOSELY WITH PEPSICO KEY ACCOUNT MANAGER AND PRE SELL REPRESENTATIVE

**LOOK OUT FOR A PEPSI BRAND AMBASSADOR ON YOUR CAMPUS THIS YEAR OR TO BECOME AN AMBASSADOR VISIT [MAACSPORTS.COM](http://MAACSPORTS.COM) FOR ALL INFORMATION!**





BASEBALL RECORDS (Individual)

Strikeouts

Rank	Name, School	Year	App	GS	IP	SO
1	Dan Griffin, Niagara	2005	15	12	78.1	120
2	Mariano Rivera, Iona	2015	14	14	85.0	113
3	Jordan Schwartz, Niagara	2014	15	14	95.1	109
4	Sean Kramer, Iona	2004	18	14	107.0	108
5	<i>Bobby Blevins, Le Moyne</i>	2007	15	15	111.1	104
	Mike Parisi, Manhattan	2004	17	12	81.0	104
7	Mark West, Canisius	2000	14	14	87.2	99
8	Mike Thomas, Rider	2010	15	15	104.1	98
	Chuck Bechtel, Marist	2003	13	13	85.0	98
10	<i>Pete Harnisch, Fordham</i>	1987	13	13	85.0	97
11	B.J. Martin, Marist	2009	15	15	86.2	96
12	Mike Thomas, Rider	2011	-	-	96.0	92
	John Novinsky, Iona	2000	14	11	82.1	92
	Kevin Olore, Marist	1998	13	12	76.1	92
15	Matt Gage, Siena	2014	16	37	110.0	90
16	Eddie Macaluso, Iona	2015	14	14	83.1	89
	Scott Gussaroff, Fairfield	2011	13	13	87.0	89
	<i>Bobby Blevins, Le Moyne</i>	2006	13	13	89.0	89
	Chris Cody, Manhattan	2005	13	13	96.2	89
20	Matt Gage, Siena	2013	15	14	97.1	88





**BASEBALL RECORDS (Career)**

*Runs Scored*

Rank	Name, School	Years	Games	Runs
1	Mark Onorati, Manhattan	2008-11	205	235
2	Kevin Nieto, Manhattan	2007-10	190	210
3	Anthony Cervini, Marist	1997-00	198	208
4	Anthony Bocchino, Marist	1999-02	207	205
5	Kevin Mahoney, Canisius	2006-09	216	202
6	Chad Salem, Manhattan	2008-11	204	201
7	Ryan Brady, Marist	1998-01	201	191
8	Travis Musolf, Marist	2004-07	214	190
	John Penatello, Iona	1995-98	-	190
10	Steve O'Sullivan, Marist	1999-02	181	185
11	Jamie Hayes, Rider	2006-09	208	180
12	Mike McCann, Manhattan	2008-11	181	172
	Nick Derba, Manhattan	2004-07	210	172
14	Branson Joseph, Canisius	2006-09	213	166
15	Eric Nieto, Manhattan	2005-08	205	165
	Carl Loadenthal, Rider	2000-03	196	165
17	Vincent Citro, Siena	2011-14	220	162
18	Connor Panas, Canisius	2012-15	197	160
	Keith Brachold, Marist	2002-05	206	160
20	Ryan Finn, Siena	1999-02	208	158
	Chris Nocera, Saint Peter's	1993-96	-	158

*Batting Average*

*Minimum 200 plate appearances*

Rank	Name, School	Years	G	AB	Hits	BA
1	Anthony Bocchino, Marist	1999-02	207	815	334	.410
2	Dan Paolini, Siena	2009-11	161	623	237	.380
	Jeff Coughlin, Saint Peter's	1991-92	-	266	101	.380
4	<b>Anthony Massicci, Canisius</b>	<b>2013-14</b>	<b>84</b>	<b>253</b>	<b>96</b>	<b>.379</b>
	Kevin Miailoux, Canisius	2008-09	109	430	163	.379
6	Jason Rausch, Canisius	1990-93	133	366	137	.374
7	Mark Barron, Marist	1993-97	157	571	212	.371
8	Neil Murphy, Iona	1990-93	-	-	-	.370
9	Josh Kean, Siena	2001-02	61	201	73	.363
	Kevin Reimer, Canisius	2007-08	98	314	114	.363
	Jason Kline, Canisius	1996-97	72	251	91	.363
12	Jeff Spilsbury, Iona	1989-92	-	-	-	.362
13	Sean Jamieson, Canisius	2010-11	114	407	147	.361
14	Tim Alberts, Niagara	2005-08	-	-	-	.360
	Josh McCurdy, Niagara	2001-03	-	-	-	.360
16	Chris Pini, Saint Peter's	1992-95	-	500	179	.358
17	Wil Pikolycky, Iona	1998-00	-	-	-	.356
18	Matt Mazurek, Canisius	2005-06	101	344	122	.355
19	John Penatello, Iona	1995-98	-	-	-	.353
20	Tucker Nathans, Fairfield	2008-11	193	748	263	.352
	Ryan Brady, Marist	1998-01	201	745	262	.352





**BASEBALL RECORDS (Career)**

*Hits*

<b>Rank</b>	<b>Name, School</b>	<b>Years</b>	<b>Games</b>	<b>AB</b>	<b>Hits</b>
1	Anthony Bocchino, Marist	1999-02	207	815	334
2	Mark Onorati, Manhattan	2008-11	205	235	286
3	Ricky Pacione, Marist	2008-11	212	804	271
4	James Hayes, Rider	2006-09	208	802	265
	Travis Musolf, Marist	2004-07	214	835	265
6	Tucker Nathans, Fairfield	2008-11	193	748	263
	Chad Salem, Manhattan	2008-11	204	752	263
	Keith Brachold, Marist	2002-05	206	781	263
	Scott Rich, Rider	2001-04	205	772	263
10	Ryan Brady, Marist	1998-01	201	745	262
11	Casey Long, Rider	2000-03	204	743	260
12	Kevin Nieto, Manhattan	2007-10	190	736	257
	Anthony Cervini, Marist	1997-00	198	788	257
14	Ian Choy, Canisius	2007-10	213	736	256
15	Kevin Mahoney, Canisius	2006-09	216	786	254
	Jake Willis, Siena	2005-08	205	742	254
17	Ryan Finn, Siena	1999-02	208	757	250
18	Vincent Citro, Siena	2011-14	220	839	248
19	Mason Heyne, Rider	2008-11	209	799	247
20	Connor Panas, Canisius	2012-15	197	640	246

*Doubles*

<b>Rank</b>	<b>Name, School</b>	<b>Years</b>	<b>Games</b>	<b>2B</b>
1	Anthony Bocchino, Marist	1999-02	207	74
2	Mark Onorati, Manhattan	2008-11	205	70
3	Mason Heyne, Rider	2008-11	209	67
4	Kevin Quaranto, Siena	2008-11	210	66
5	Scott Rich, Rider	2001-04	205	63
6	Tucker Nathans, Fairfield	2008-11	193	61
7	Tim Allen, Marist	2002-04	153	58
	Keith Brachold, Marist	2002-05	206	58
	Mike Pike, Fairfield	1993-96	162	58
10	Chad Salem, Manhattan	2008-11	204	57
	John Fitzpatrick, Manhattan	2003-06	207	57
12	Ryan McCauley, Niagara	2010-13	-	56
	Ryan Gauck, Marist	2007-10	197	56
	Jake Willis, Siena	2005-08	205	56
	Mark Barron, Marist	1993-97	157	56
16	Conor Mullee, Saint Peter's	2007-10	-	55
	Wendall Anderson, Manhattan	1999-02	-	55
	Ryan Bittner, Fairfield	1999-02	187	55
19	Ryan Finn, Siena	1999-02	208	54
20	Ricky Pacione, Marist	2008-11	212	52
	Kevin Mahoney, Canisius	2006-09	216	52





BASEBALL RECORDS (Career)

*Triples*

Rank	Name, School	Years	Games	3B
1	Anthony Bocchino, Marist	1999-02	207	24
2	Kevin Nieto, Manhattan	2007-10	-	17
3	Steve O'Sullivan, Marist	1999-02	181	16
4	Connor Panas, Canisius	2012-15	197	13
	Ricky Pacione, Marist	2008-11	212	13
	Ryan Finn, Siena	1999-02	208	13
	Chris Nocera, Saint Peter's	1993-96	-	13
	Andy D'Ambrosio, Saint Peter's	1985-88	-	13
9	Jesse Kelso, Canisius	2012-14	162	12
	Jeff Vincent, Niagara	2003-06	-	12
	Carl Loadenthal, Rider	2000-03	196	12
	John Penatello, Iona	1995-98	-	12
13	Vince Ircandia, Niagara	2002-04	-	11
	Todd Donovan, Siena	1997-99	143	11
	Dave Marek, Siena	1995-98	182	11
	Pat Fay, Saint Peter's	1988-91	-	11
17	Wynton Bernard, Niagara	2009-12	140	10
	Tucker Nathans, Fairfield	2008-11	193	10
	Gabe Baida, Canisius	2003-06	184	10
	Pete Nastasi, Niagara	1998-01	-	10
	Wil Pikolycky, Iona	1998-00	-	10
	Bill Wilson, Fairfield	1976-79	98	10
	Bob Ciccone, Fairfield	1971-75	93	10

*Home Runs*

Rank	Name, School	Years	Games	HR
1	Dan Paolini, Siena	2009-11	161	56
2	Ryan Finn, Siena	1999-02	208	54
3	Kevin Mahoney, Canisius	2006-09	216	47
4	Chad Salem, Manhattan	2008-11	205	42
5	Brian Merkle, Iona	1995-98	-	38
6	John Fitzpatrick, Manhattan	2003-06	207	35
	Tom Lopusznick, Fairfield	1997-00	179	35
8	Neil Murphy, Iona	1990-93	0	32
9	Chris Burke, Iona	2009-12	-	31
	Mike McCann, Manhattan	2008-11	181	31
11	Brian Burton, Canisius	2008-11	205	30
	Steve McQuail, Canisius	2008-10	126	30
	Sean Olson, Rider	2006-09	192	30
	Matt Rizzotti, Manhattan	2005-07	159	29
15	Kevin Mailloux, Canisius	2008-09	109	28
	Anthony Giansanti, Siena	2007-10	179	28
	Scott Rich, Rider	2001-04	205	28
	Jim Buckley, Siena	1999-02	201	28
	George Phillips, Iona	1987-91	-	28
20	Jason Rausch, Canisius	1990-93	133	27



**Bob McCloskey Insurance**



**Got You Covered**

*Leaders in Student and Sports Insurance  
Administration since 1975*

## **Bob McCloskey Insurance**

76 Main Street, PO Box 511, Matawan, NJ 07747  
1-800-445-3126

### **Proud Partner of the MAAC!**

At Bob McCloskey Insurance, our most important role is that of an advocate for our customer. Providing you with the most appropriate coverage for the best price ensures that we "Got You Covered".

Since 1975 Bob McCloskey Insurance has specialized in providing a wide range of accident and general liability insurance solutions for:

- **Intercollegiate Sports**
- **Club and/or Intramural Sports**
- **Sports Camps**
- **Uninsured Student Athletic Insurance**

In addition to serving colleges & universities nationwide, we also offer fully insured and partially self-insured programs for private & public schools, camps & clinics, youth/amateur sports leagues and teams, and town recreation programs, CYO & PAL. Because we represent several "A" rated insurance carriers, our recommendation isn't limited to one company's procedures. Instead, we have great flexibility in designing coverage that best suits the needs of your program. Contact us today to discuss how we can help!

Peter Ginnegar, Sr. VP Sales & Marketing  
peteg@bobmccloskey.com

Rob McCloskey, President  
robm@bobmccloskey.com

Matt Deeb, VP Sales & Operations  
matt@d@bobmccloskey.com



**BASEBALL RECORDS (Career)**

*Runs Batted In*

Rank	Name, School	Years	Games	RBI
1	Anthony Bocchino, Marist	1999-02	207	218
2	Chad Salem, Manhattan	2008-11	204	214
3	Ryan Finn, Siena	1999-02	208	193
4	Kevin Mahoney, Canisius	2006-09	216	187
5	Mason Heyne, Rider	2008-11	209	186
6	Dan Paolini, Siena	2009-11	161	184
7	John Fitzpatrick, Manhattan	2003-06	207	177
8	Brian Burton, Canisius	2008-11	205	174
9	Sean Olson, Rider	2006-09	192	168
10	Scott Rich, Rider	2001-04	205	166
11	Tom Lopusznick, Fairfield	1997-00	179	165
12	Mark Onorati, Manhattan	2008-11	205	162
13	Mike McCann, Manhattan	2008-11	181	161
14	Kevin Nieto, Manhattan	2007-10	190	159
15	Branson Joseph, Canisius	2006-09	216	156
16	Tucker Nathans, Fairfield	2008-11	193	155
	Kevin Quaranto, Siena	2008-11	210	155
18	Connor Panas, Canisius	2012-15	197	154
19	Keith Brachold, Marist	2002-05	206	153
20	Ricky Pacione, Marist	2008-11	212	152

*Stolen Bases*

Rank	Name, School	Years	Games	Attempts	SB
1	John Penatello, Iona	1995-98	-	-	112
2	Jamie Hayes, Rider	2006-09	208	-	96
3	Justyn Carter, Saint Peter's	2009-12	-	113	93
4	Joe Torres, Iona	2011-14	197	111	90
5	Eric Nieto, Manhattan	2005-08	205	102	87
6	Kevin Nieto, Manhattan	2007-10	190	97	82
7	Blake Hanan, Siena	2001-04	220	-	81
8	Nick Spera, Siena	1997-00	182	-	80
	Tony Fiumefreddo, Siena	1995-98	185	-	80
10	Todd Donovan, Siena	1997-99	143	-	78
11	Wynton Bernard, Niagara	2009-12	140	91	71
	Travis Musolf, Marist	2004-07	214	-	71
13	Alex Witkus, Fairfield	2012-15	165	83	70
14	Chris Nocera, Saint Peter's	1993-96	-	81	68
15	David Chesney, Saint Peter's	1986-89	-	74	66
16	Nick Richter, Rider	2014-15	99	74	64
17	Dan Narvaez, Saint Peter's	1979-80	-	67	63
18	Anthony Giansanti, Siena	2007-10	179	-	60
19	Nick Crescenzo, Rider	2011-14	199	73	58
	Jesse Lewandowski, Saint Peter's	2000-03	-	66	58







BASEBALL RECORDS (Career)

*Earned Run Average\**

Minimum 100 IP

Rank	Name, School	Years	App	GS	IP	R	ER	ERA
1	Tim Breslin, Saint Peter's	1969-70	-	-	143.0	-	-	2.01
2	Ryan Sullivan, Iona	2000-03	-	-	-	-	-	2.50
3	Kevin Ool, Marist	2000-03	83	37	335.2	137	94	2.52
4	Tyler Addison, Niagara	2006	-	-	-	-	-	2.68
5	Neil Fryer, Siena	2011-14	90	0	138.2	50	45	2.92
	John Barone, Iona	1998-00	-	-	-	-	-	3.05
7	Kevin Barry, Rider	1998-01	48	40	281	118	97	3.10
8	Chris Tracz, Marist	2001-05	57	56	379.1	166	121	3.13
9	Mark Ciccarella, Marist	1996-98	26	23	151	67	53	3.16
10	Jim Theobald, Saint Peter's	1977-80	-	-	193.1	-	-	3.17
11	Tyler Smith, Rider	2010-13	97	22	259.1	106	94	3.26
	Jim Clark, Saint Peter's	1977-80	-	-	245.1	-	-	3.26
13	Matt Quintana, Siena	2012-15	82	4	174.0	78	64	3.31
14	<b>Alex Godzak, Canisius</b>	<b>2013-15</b>	<b>42</b>	<b>36</b>	<b>221.0</b>	<b>110</b>	<b>83</b>	<b>3.38</b>
	Tim Christman, Siena	1994-96	27	20	122.2	56	46	3.38
16	Garrett Cortright, Canisius	2011-13	47	41	275.2	138	104	3.40
17	EJ Ashworth, Fairfield	2012-15	53	42	270.0	126	101	3.44
18	Mike Wallace, Fairfield	2013-15	37	34	225.2	111	88	3.52
	Sean Breen, Iona	1998-00	-	-	-	-	-	3.52
20	Mike Thomas, Rider	2008-11	71	38	298.2	137	117	3.53

*Wins*

Rank	Name, School	Years	App	IP	Wins
1	Chris Tracz, Marist	2001-05	57	379.1	38
2	Shane Davis, Canisius	2008-11	56	364.1	35
3	Mike Thomas, Rider	2008-11	71	298.2	29
	Chris Cody, Manhattan	2003-06	-	-	29
5	Kevin Ool, Marist	2000-03	83	335.2	27
6	John Soldinger, Manhattan	2010-13	-	-	26
	Tom Costigan, Manhattan	2007-10	-	-	26
8	Josh Santerre, Manhattan	2004-07	-	-	24
	Devon Stewart, Canisius	2012-15	60	336.1	24
10	<b>Alex Godzak, Canisius</b>	<b>2013-15</b>	<b>42</b>	<b>221.0</b>	<b>23</b>
11	Ryan Darcy, Manhattan	2000-03	-	-	23
	Dave Pahucki, Siena	1999-02	56	313.1	23
13	Mike Giordano, Manhattan	2009-12	-	-	22
	Mike Goemans, Canisius	2007-10	60	343.1	22
	Jesse Darcy, Manhattan	2004-07	-	-	22
	Chuck Bechtel, Marist	1999-03	49	235.1	22
	Doug Connolly, Marist	1996-99	52	259.0	22
18	Garrett Cortright, Canisius	2011-13	47	275.2	21
	Tyler Smith, Rider	2010-13	97	259.1	21
	Chad Gallagher, Marist	2009-12	52	276.1	21



**BASEBALL RECORDS (Career)**

**Saves**

Rank	Name, School	Years	App	IP	Saves
1	Jamie Hayes, Rider	2006-09	73	90.0	33
2	Iannick Remillard, Canisius	2013-16	69	104.2	29
	Ryan Thomas, Marist	2014-16	74	90.3	29
3	Tyler Smith, Rider	2010-13	97	259.1	27
4	Neil Fryer, Siena	2011-14	90	138.2	25
5	Rob Ryan, Marist	2004-07	71	88.1	24
6	Jon Fitzsimmons, Canisius	2011-13	56	67.0	22
7	Chris Homer, Marist	2002-03	43	57.0	18
8	Neil Fryer, Siena	2011-13	64	97.2	17
9	Mark Smith, Siena	1998-01	51	53.2	16
10	Jacob Marchus, Manhattan	2011-13	54	84.0	15
11	Eric Thomas, Rider	2012-15	76	88.1	14
	Anthony DeLeo, Saint Peter's	2009-12	-	-	14
	Shawn Walsh, Iona	2005-08	-	-	14
14	Kyano Cummings, Siena	2013-16	76	195.2	13
15	Kevin McCarthy, Marist	2011-13	49	113.1	12
	Tom Moran, Manhattan	2007-10	81	125.1	12
	Pat Widren, Manhattan	1997-00	-	-	12
18	Tom Kriss, Iona	2010-13	61	131.1	11
	Shayne Willson, Canisius	2009-10	29	34.2	11

**Strikeouts**

Rank	Name, School	Years	App	GS	IP	SO
1	Chris Tracz, Marist	2001-05	57	56	379.1	298
2	Chris Cody, Manhattan	2003-06	54	46	327.2	295
3	Mike Thomas, Rider	2008-11	71	-	298.2	286
4	Kevin Ool, Marist	2000-03	83	37	335.2	280
5	Mike Parisi, Manhattan	2002-04	49	32	243.2	272
6	Kevin Barry, Rider	1998-01	48	-	281	262
7	Zach Hopf, Manhattan	2011-14	56	53	343.0	253
8	Ryan Darcy, Manhattan	2000-03	60	47	341.1	253
9	Tom Costigan, Manhattan	2007-10	62	48	319.2	240
10	Chuck Bechtel, Marist	1999-2003	49	41	235.1	237
11	Shane Davis, Canisius	2008-11	56	-	364.1	231
12	Josh Santerre, Manhattan	2004-07	55	48	295.2	228
13	Tyler Smith, Rider	2010-13	97	-	259.1	226
	Kurt Sowa, Rider	2012-15	54	52	283.2	226
15	Devon Stewart, Canisius	2012-15	60	55	336.1	222
	Dave Pahucki, Siena	1999-02	56	-	313.1	222
17	John Soldinger, Manhattan	2010-13	69	47	353.0	221
18	Chris Innis, Saint Peter's	2005-08	-	-	-	217
19	Kevin Olore, Marist	1997-99	39	34	220.1	216
20	Ryan Kondratowicz, Marist	2000-03	59	35	246.2	215





**BASEBALL RECORDS (Team)**

*Batting Average*

Rank	School	Year	G	AB	Hits	BA
1	Manhattan	2009	53	1880	657	.349
2	Canisius	1997	37	1108	379	.342
3	Canisius	2010	60	2059	680	.330
	Marist	2001	46	1487	491	.330
	<i>Le Moyne</i>	<i>1993</i>	<i>40</i>	<i>1284</i>	<i>424</i>	<i>.330</i>
6	Canisius	1994	42	1278	420	.329
7	Marist	1999	50	1615	526	.326
8	Iona	2000	44	1507	488	.324
	Saint Peter's	1992	37	1118	362	.324
10	Canisius	2008	54	1834	586	.320
	<i>Le Moyne</i>	<i>2003</i>	<i>50</i>	<i>1650</i>	<i>528</i>	<i>.320</i>
12	Manhattan	2010	51	1731	552	.319
13	Marist	2010	55	1878	596	.317
	Manhattan	2000	49	1656	525	.317
15	Saint Peter's	1994	40	1351	426	.315
16	Canisius	2014	56	1887	592	.314
	Canisius	2009	58	2008	631	.314
	<i>Le Moyne</i>	<i>2004</i>	<i>57</i>	<i>1934</i>	<i>607</i>	<i>.314</i>
19	Marist	2002	55	1889	592	.313
	Manhattan	2002	50	1670	522	.313

*Runs Scored*

Rank	School	Year	Games	Runs
1	Canisius	2010	60	544
2	<i>Le Moyne</i>	<i>2002</i>	<i>48</i>	<i>496</i>
3	Manhattan	2009	53	480
4	Canisius	2009	58	464
5	Canisius	2008	54	452
6	Rider	2010	59	447
7	Marist	2002	55	443
8	Marist	2010	55	428
9	Manhattan	2010	51	425
10	Canisius	2015	62	420
11	Canisius	2013	59	414
12	Canisius	2014	56	410
13	Marist	2000	51	401
14	Manhattan	2008	52	396
15	<i>Le Moyne</i>	<i>2004</i>	<i>57</i>	<i>389</i>
16	Rider	2002	55	375
17	Siena	2010	54	374
18	Siena	2008	56	365
19	<i>Le Moyne</i>	<i>2003</i>	<i>50</i>	<i>360</i>
20	<i>Le Moyne</i>	<i>1993</i>	<i>40</i>	<i>359</i>





**BASEBALL RECORDS (Team)**

*Hits*

<b>Rank</b>	<b>School</b>	<b>Year</b>	<b>Games</b>	<b>AB</b>	<b>Hits</b>
1	Canisius	2010	60	2059	680
2	Manhattan	2009	53	1880	657
3	Rider	2010	59	2046	639
4	Canisius	2009	58	2008	631
5	<i>Le Moyne</i>	<i>2004</i>	<i>57</i>	<i>1934</i>	<i>607</i>
6	<i>Canisius</i>	<i>2015</i>	<i>62</i>	<i>2075</i>	<i>601</i>
7	Canisius	2013	59	1955	598
8	Marist	2010	55	1878	596
9	Canisius	2014	56	1887	592
	Marist	2009	59	2025	592
	Marist	2002	55	1889	592
12	Canisius	2008	54	1834	586
13	Siena	2010	54	1918	585
14	Rider	2002	55	1909	582
15	Siena	2008	56	1847	554
16	Marist	2003	54	1838	553
17	Manhattan	2010	51	1731	552
18	Rider	2006	56	1902	551
19	Rider	2008	57	1921	543
20	Manhattan	2008	52	1790	542

*Doubles*

<b>Rank</b>	<b>School</b>	<b>Year</b>	<b>Games</b>	<b>2B</b>
1	Manhattan	2009	53	130
2	Canisius	2010	60	129
3	Niagara	2004	54	128
4	Marist	2002	55	127
5	Canisius	2009	58	123
	Siena	2008	56	123
7	<i>Le Moyne</i>	<i>2004</i>	<i>57</i>	<i>119</i>
8	Manhattan	2008	52	115
9	Marist	2003	54	113
	Siena	2002	57	113
	Marist	2000	51	113
12	Marist	2010	55	109
	<i>Le Moyne</i>	<i>2007</i>	<i>53</i>	<i>109</i>
	<i>Le Moyne</i>	<i>2002</i>	<i>48</i>	<i>109</i>
15	Rider	2008	57	108
	Iona	1999	50	108
17	Siena	2013	57	107
	Rider	2010	59	107
	Marist	2009	59	107
	Niagara	2006	54	107





BASEBALL RECORDS (Team)

*Triples*

Rank	School	Year	Games	3B
1	Le Moyne	1997	39	33
2	Marist	2002	55	27
3	Canisius	2013	59	26
4	Canisius	2014	56	25
	Canisius	2015	62	25
6	Rider	1998	50	24
7	Saint Peter's	1999	46	23
8	Niagara	2004	54	22
9	Rider	2002	55	21
	Rider	2001	46	21
11	Le Moyne	2003	50	19
	Marist	2001	46	19
	Iona	2000	44	19
	Manhattan	2000	49	19
15	Canisius	2012	60	18
	Niagara	2009	55	18
	Niagara	2005	53	18
	Marist	1999	50	18
19	Marist	2013	52	17
	Marist	2010	55	17

*Home Runs*

Rank	School	Year	Games	HR
1	Canisius	2009	58	90
2	Canisius	2010	60	77
3	Manhattan	2010	51	69
4	Le Moyne	2004	57	66
5	Canisius	2008	54	65
6	Siena	2010	54	63
7	Manhattan	2009	53	61
8	Siena	2002	57	59
9	Iona	1998	48	57
10	Iona	1999	50	55
	Le Moyne	1992	37	55
12	Siena	2009	50	54
	Iona	1996	47	54
14	Le Moyne	2006	52	53
15	Le Moyne	2000	47	50
16	Iona	2010	49	49
17	Le Moyne	2002	48	48
18	Marist	2002	55	47
	Iona	1992	43	47
20	Siena	2008	56	46





**BASEBALL RECORDS (Team)**

*Stolen Bases*

Rank	School	Year	Games	Attempts	SB
1	Siena	1997	55	176	141
2	Siena	1995	48	145	122
3	Fairfield	1999	46	153	120
5	Canisius	2013	59	133	107
5	Le Moyne	2003	50	128	104
6	Siena	2002	57	135	103
	Siena	1999	56	129	103
8	Le Moyne	2004	57	127	102
	Iona	1999	50	126	102
10	Iona	1996	47	126	101
11	Manhattan	2006	57	124	100
	Niagara	2006	54	131	100
	Niagara	2003	51	124	100
14	Rider	2014	49	123	99
15	Niagara	2010	53	125	97
16	Canisius	2009	58	119	94
17	Saint Peter's	2010	52	112	93
	Saint Peter's	2009	54	119	93
	Niagara	2004	54	121	93
20	Saint Peter's	2000	49	129	92

*Earned Run Average*

Rank	School	Year	Games	IP	R	ER	ERA
1	Le Moyne	1992	37	272.1	127	59	1.95
2	Le Moyne	1993	40	308.0	179	91	2.66
3	Iona	2000	44	370.0	211	161	3.05
4	Marist	2000	51	435.2	264	191	3.07
5	Marist	2002	55	465.1	218	160	3.09
6	Le Moyne	2000	47	371.2	208	166	3.13
7	Marist	2011	52	440.0	214	164	3.35
8	Le Moyne	2006	52	431.2	210	161	3.36
9	Marist	2003	54	461.1	235	173	3.38
10	Rider	2011	51	427.2	213	170	3.58
11	Le Moyne	1998	41	308.1	161	124	3.62
12	Rider	2013	57	477.1	239	199	3.75
13	Canisius	2014	56	472.2	241	198	3.77
	Fairfield	2014	56	462.2	242	194	3.77
15	Rider	2000	51	423.0	282	231	3.82
16	Manhattan	2007	54	449.0	224	192	3.85
17	Canisius	2016	59	491.0	266	215	3.86
18	Le Moyne	2003	50	408.1	235	177	3.90
19	Le Moyne	2007	53	446.2	242	194	3.91
	Fairfield	2012	55	460.1	238	200	3.91





**BASEBALL RECORDS (Team)**

*Strikeouts*

Rank	School	Year	Games	IP	SO
1	Canisius	2015	62	521.0	449
2	Canisius	2016	59	491.0	419
3	Manhattan	2006	57	482.1	406
4	Marist	2003	54	461.1	404
5	Marist	2002	55	465.1	403
6	Rider	2002	55	467.0	392
7	Niagara	2005	53	427.1	391
8	Manhattan	2016	55	471.1	380
9	Le Moyne	2004	57	467.2	379
10	Siena	2015	51	416.0	375
11	Iona	2015	53	428.2	370
12	Fairfield	2015	49	410.0	366
13	Canisius	2013	59	495.2	365
14	Monmouth	2016	57	494.2	364
15	Manhattan	2004	53	438.1	363
16	Le Moyne	2002	48	405.2	359
	Marist	1999	50	388.1	359
17	Le Moyne	2006	52	431.2	354
18	Saint Peter's	2015	49	392.2	353
	Marist	2009	59	492.2	353

*Fielding Percentage*

Rank	School	Year	G	PO	A	E	Pct.
1	Fairfield	2011	47	1182	493	40	.977
2	Niagara	2001	35	853	387	32	.975
3	Canisius	2011	58	1414	627	55	.974
	Rider	2010	59	1494	638	58	.974
5	Canisius	2014	56	1418	562	55	.973
	Manhattan	2007	54	1347	600	54	.973
7	Marist	2015	47	1198	508	49	.972
	Fairfield	2016	58	1518	647	62	.972
9	Monmouth	2014	49	1221	508	52	.971
	Canisius	2009	58	1444	661	63	.971
11	Quinnipiac	2016	52	1308	313	57	.970
	Fairfield	2014	56	1388	581	60	.970
	Canisius	2008	54	1344	607	60	.970
14	Quinnipiac	2015	56	1380	528	62	.969
	Iona	2014	49	1230	502	56	.969
	Marist	2014	49	1206	556	57	.969
	Quinnipiac	2014	49	1230	502	56	.969
	Manhattan	2011	53	1331	508	58	.969
	Canisius	2012	60	1524	571	66	.969
20	Marist	2016	51	1292	497	60	.968



# SPORT CHANGES LIFE.

WOULD YOU LIKE TO CONTINUE YOUR EDUCATION...  
CONTINUE PLAYING BASKETBALL OR SOCCER...  
AND MAKE A DIFFERENCE IN YOUNG PEOPLES LIVES...  
ALL IN IRELAND?

IF THE ANSWER IS "YES"

THE **VICTORY** SCHOLARSHIP MIGHT BE FOR YOU...



EMMA O'CONNOR  
MARIST

RYAN OLIVER  
SIENA

JAMIYAH BETHUNE  
MONMOUTH

FOR MORE INFORMATION VISIT:  
[WWW.SPORTCHANGESLIFE.COM/VICTORY\\_SCHOLARSHIPS](http://WWW.SPORTCHANGESLIFE.COM/VICTORY_SCHOLARSHIPS)