

# RANGE ROVER EVOQUE



ABOVE & BEYOND





BY APPOINTMENT TO  
HM THE QUEEN  
MANUFACTURERS OF  
MOTOR VEHICLES  
JAGUAR LAND ROVER LIMITED  
COVENTRY



BY APPOINTMENT TO  
HRH THE DUKE OF EDINBURGH  
MANUFACTURERS OF  
MOTOR VEHICLES  
JAGUAR LAND ROVER LIMITED  
COVENTRY



BY APPOINTMENT TO  
HRH THE PRINCE OF WALES  
MANUFACTURERS OF  
MOTOR VEHICLES  
JAGUAR LAND ROVER LIMITED  
COVENTRY



**ABOVE & BEYOND**

Ever since the first Land Rover vehicle was conceived in 1947, we have built vehicles that challenge what is possible. These in turn have challenged their owners to explore new territories and conquer difficult terrains. Our vehicles epitomise the values of the designers and engineers who have created them. Each one instilled with iconic British design cues, delivering capability with composure. Which is how we continue to break new ground, defy conventions and encourage each other to go further. Land Rover truly enables you to make more of your world, to go above and beyond.







THE EVOQUE MARKS A BOLD EVOLUTION OF RANGE ROVER DESIGN. WITH ITS DRAMATIC RISING BELTLINE, A MUSCULAR SHOULDER RUNNING THE LENGTH OF THE CAR, AND A DISTINCTIVE TAPER TO THE FLOATING ROOFLINE, THE RANGE ROVER EVOQUE ADOPTS A VERY DYNAMIC PROFILE WITH A POWERFUL AND ATHLETIC STANCE.

Gerry McGovern.  
Land Rover Design Director and Chief Creative Officer.



Scan to view the Range Rover Evoque in action.

Vehicles shown are from the Land Rover global range. Specifications, options and availability will vary between markets and should be verified with your nearest Land Rover Retailer. Vehicle shown right is Landmark Edition in Moraine Blue. See page 59 for more details.







## CONTENTS

### DESIGN

Exterior	6
Convertible Exterior	9
Coupé, Five-door and Convertible	11
Interior	13
Loadspace Capacity	14
Convertible Roof	16

### DRIVING TECHNOLOGY

Testing	18
Terrain Response	21
All Terrain Progress Control	22
Hill Descent Control	25
Wade Sensing	25
Adaptive Dynamics	27
Torque Vectoring	27
Active Driveline	27
Towing Aids	29

### TECHNOLOGY

Infotainment	30
Audio	32
Connectivity	34
Driver Assistance	36

### COMFORT FOR ALL

38

### ENGINES

9-speed Automatic Transmission	41
Ingenium Diesel Engines	42
E-capability	43
Ingenium Petrol Engines	44

### BODY AND CHASSIS

Strength and Stability	46
------------------------	----

### SAFETY

48

### ENVIRONMENTAL

Sustainability	50
----------------	----

### SPECIFICATIONS

Choose Your Engine	55
Choose Your Model	56
Choose Your Colour	64
Choose Your Wheels	66
Choose Your Interior	68
Choose Your Accessories	78

### TECHNICAL DETAILS

84

### A WORLD OF LAND ROVER

88

## DESIGN


# EXTERIOR

With its striking lines, muscular shoulder and tapered roof, Range Rover Evoque sets itself apart from its contemporaries.

Whether discovering hidden parts of town or being seen in all the right places, it's always ready for action. Striking the perfect balance between distinctive exterior design, a contoured cabin, capability and performance, the vehicle defines contemporary city life.

Adaptive full LED headlights complement the vehicle's design cues by combining a distinctive look with enhanced light output for better visibility and safety at night. The headlights' adaptive function enables light beams to be automatically aligned with steering inputs and follow curves in the road.

The Daytime Running Lights (DRLs) have a distinctive signature which also serves as the directional indicator where it flashes amber.



Vehicle shown right is HSE Dynamic Five-door in Yulong White.











## CONVERTIBLE EXTERIOR

Range Rover Evoque has defined the compact SUV with its design cues that have become synonymous with design and contemporary living. Now the vehicle is going even further. Range Rover Evoque Convertible, the world's first premium compact Convertible SUV, sets new standards in design, capability and sheer driving pleasure.



Vehicle shown left and above is HSE Dynamic Convertible with Black Design Pack in Phoenix Orange.



Vehicle shown above is HSE Dynamic Coupé in Firenze Red.

Vehicle shown above is HSE Dynamic Five-door in Yulong White.



## COUPÉ, FIVE-DOOR AND CONVERTIBLE



Vehicle shown above is HSE Dynamic Convertible in Phoenix Orange.

The Range Rover Evoque is available in Coupé, Five-door and Convertible body styles. The Coupé and Five-door feature up to a seven model line-up including Pure, SE, SE Dynamic, Landmark Edition, HSE, HSE Dynamic and Autobiography. The Convertible is available in Dynamic, SE Dynamic and HSE Dynamic models with a Z-folding Convertible Roof System in Ebony fabric.

With its sleek lines, Range Rover Evoque Coupé delivers a bold interpretation of contemporary British design. Its athletic profile, uncompromising contours and striking touches are guaranteed to turn heads. Inside, the cabin provides a modern, well-appointed space that guarantees travelling in style.

The Five-door model ensures practicality whilst retaining the instantly recognisable design cues of the Range Rover Evoque. The floating roof, rising beltline and athletic form truly reflect life in the city today. The interior space is both thoughtfully planned and superbly finished. Whether taking family or friends around town or heading off to some quiet spot in the countryside for lunch, the vehicle's comfortable seating ensures that all arrive feeling relaxed and ready to go.

Range Rover Evoque Convertible takes the vehicle's inherent capability and superb looks to another level. Its distinctive lines exude confidence, individuality and poise while the spacious interior enables four passengers to travel in comfort.







## INTERIOR

The desirability of the exterior design continues inside. The Range Rover DNA is communicated throughout the interior by the superb detailing, strong lines and clean surfaces combined seamlessly with contemporary finishers.

A range of individual features provide added appeal to the clean, architectural shapes of the vehicle's interior. The seats incorporate the latest technologies such as climate control options in the front seats to ensure a truly relaxed and comfortable ride. Details include the use of premium materials such as perforated Windsor leather, twin-needle stitching and deeply padded door inserts.

For an even more striking and sportier look on HSE Dynamic, optional sport seats\* are available as part of the Dynamic Plus Pack. They are available in perforated Windsor leather with electric driver and passenger adjustment and heated functionality.

The 10" Touchscreen is a superb addition onto the interior, becoming the centrepiece of the fascia. With a 21:9 wide format and 80 percent more pixels than the 8" Touchscreen.

## SPORT COMMAND DRIVING POSITION

The Sport Command Driving Position in Range Rover Evoque ensures a greater view of the road ahead so all terrains can be tackled with confidence.

\*Please contact your nearest Land Rover Retailer for feature availability.  
Interior shown left and above is HSE Dynamic Five-door in Ebony with Lunar stitch and sport seats.  
Vehicle shown above right is a HSE Dynamic Five-door in Yulong White.

# LOADSPACE CAPACITY

The loadspace in Range Rover Evoque is a functional and yet stylishly appointed space. All models contain ample luggage room for the perfect weekend getaway or that last minute shopping trip. The Coupé and Five-door body styles offer flexible seating which can be easily configured with the rear 60:40 split seating arrangement, or for maximum loadspace, the rear seats can be folded down to fit around you and your trip. When the rear seats are upright this delivers a healthy loadspace of 550 litres for the Coupé or 575 litres on the Five-door.

The Convertible tailgate has been delivered to allow easy access to the loadspace and even has an optional ski hatch which also doubles as an armrest. The loadspace capacity, 251 litres, remains unchanged regardless of the roof position and is able to accommodate a standard golf bag, or a baby buggy.











## CONVERTIBLE ROOF

The vehicle utilises a fabric Z-folding Convertible Roof System. It is electrically operated, with opening and closing being easily controlled via a switch mounted in the centre console; an action that can be completed whilst the vehicle is travelling up to 48kph/30mph. The Ebony roof complements the complete colour palette. The roof has an acoustic inner lining to reduce road noise and also to provide insulation to the cabin.

The wind deflector improves front seat comfort with the Convertible roof down by reducing drafts from the rear of the cabin.

Vehicle shown is HSE Dynamic Convertible with Black Design Pack in Phoenix Orange.





## DRIVING TECHNOLOGY

# TESTING

Before any vehicle can carry the Land Rover badge, it must complete a series of rigorous tests to establish the very highest levels of luxury, performance and capability.



### SUSPENSION

You're unlikely to push any Land Rover harder than we have. For an unrivalled breadth of dynamic capability, both on and off-road, the vehicles have been exposed to ten years of the most extreme driving pressures in a fraction of the time using our state-of-the-art test rig.



### WIND SPEED

Range Rover Evoque was developed in state-of-the-art wind tunnels and a suite of climatic chambers to recreate some of the most challenging aerodynamic conditions it will face. Only by pushing all systems to their limits do we develop true reliability.



### HOT AND COLD CLIMATE

In real world environments and our climate chambers, we freeze vehicles to  $-40^{\circ}\text{C}$  and bake them to  $50^{\circ}\text{C}$ . Key functions and systems are then scrutinised to our exacting standards. So even in the most remote locations, comfort and peace of mind are never far away.



### OFF-ROAD

From the icy proving grounds of Arjeplog, Sweden, to Dubai's unforgiving desert sands, we ensure our legendary all-terrain performance is innate in every vehicle. Prototypes are developed across approximately 8,500km of the most demanding off-road routes.



### SEMI-ANECHOIC CHAMBER

In the 'neutral sound' of our semi-anechoic chamber we precisely expose the cabin to a range of frequencies and vibrations, making certain that Range Rover Evoque sounds refined at every speed and across every surface.



### MONSOON

Our water testing facilities ensure each vehicle can enter and exit a body of water without a single droplet entering the cabin. In the monsoon simulator each one is drenched with some 85,000 litres of specially dyed water, while tilting it by as much as  $45^{\circ}$ , checking for even the slightest leak with UV lights.


















# TERRAIN RESPONSE

Land Rover has always been synonymous with capability and Range Rover Evoque lives up to even the most demanding expectations. Confident and responsive, the drive is further enhanced by a generous wheel articulation and innovative off-road technologies such as Terrain Response.

This feature is standard on all 4 Wheel Drive (4WD) vehicles and adapts to the responses of the vehicle's engine, transmission, differentials and chassis systems to maximise driveability, comfort and traction.

There are four standard Terrain Response settings: General Driving, Grass/Gravel/Snow, Mud & Ruts and Sand. So, the vehicle feels sure-footed no matter what the terrain or weather conditions.

A fifth setting, **Adaptive Dynamics** is available on Coupé and Five-door body styles. This mode tunes the suspension to deliver even tighter body control with flatter handling and sharper responses.

-  Adaptive Dynamics
-  General Driving
-  Grass, Gravel, Snow
-  Mud & Ruts
-  Sand



Standard and optional features may differ depending on market availability. Please contact your nearest Land Rover Retailer for more information.  
Vehicle shown left is HSE Dynamic Convertible with Black Design Pack in Phoenix Orange.  
Vehicle shown above is HSE Five-door in Firenze Red.

# ALL TERRAIN PROGRESS CONTROL

All Terrain Progress Control (ATPC) is a state-of-the-art system that enables drivers to set and maintain a steady speed in challenging conditions.

Operating like a cruise control system, it functions at very low speeds between 1.8kph and 30kph (1mph and 18mph), helping the driver to maintain full concentration on steering and finding a path through obstacles.

In addition, the system enables the vehicle to pull away smoothly and easily, even on tricky low-friction surfaces like ice, snow or wet grass.

Developed by Land Rover's industry-leading all-terrain specialists, it works seamlessly alongside the standard **Terrain Response**, 4 Wheel Drive (4WD) traction and braking systems.

Once ATPC is activated, the standard steering wheel +/- cruise control buttons are used to set the speed. Brake and accelerator pedals can still override the chosen settings.



Vehicle shown is HSE Dynamic Coupé in Firenze Red.













## HILL DESCENT CONTROL

Land Rover's patented Hill Descent Control (HDC) is a standard feature on all 4 Wheel Drive (4WD) vehicles. It assists the driver with controlled descents of difficult slopes by maintaining a constant speed and applying braking separately to each wheel.

**Hill Start Assist** ensures the vehicle doesn't roll backwards as it pulls away on an incline.

The vehicle also utilises **Gradient Release Control (GRC)** which is designed to prevent the vehicle accelerating too quickly on a steep incline when the driver releases the brake.

## WADE SENSING

With a wading depth of up to 500mm, whether crossing streams, fords or flooded areas, the Wade Sensing feature can prove invaluable.

Unique to Land Rover, sensors located in the door mirrors give the driver pictorial real-time information about the water's depth in relation to the vehicle, as well as maximum wading capability via the Touchscreen.







## ADAPTIVE DYNAMICS

Adaptive Dynamics with advanced MagneRide™ monitors vehicle movements at least 1,000 times per second, reacting to driver or road inputs instantaneously to give greater control and minimise body lean, providing a balanced, flat ride. The system will even sense off-road conditions and optimise the advanced MagneRide™ damper settings accordingly, delivering the perfect balance of agile handling and a supple, controlled ride.

- 1 UNADJUSTED LATERAL BODY LEAN
- 2 CORRECTED LATERAL BODY LEAN


## TORQUE VECTORING

When cornering, the vehicle's agility and stability are enhanced by the Torque Vectoring by Braking system. This feature comes as standard on all 4 Wheel Drive (4WD) vehicles. Monitoring the vehicle, the system constantly balances the distribution of torque between all the wheels to improve grip and steering whether on or off-road.

- A UNDERSTEER DETECTED
- B FULL TORQUE TO OUTER WHEELS
- C BRAKING FORCE TO INNER WHEELS
- D LINE CORRECTED

## ACTIVE DRIVELINE

Active Driveline delivers benefits in both on and off road situations. In many on-road driving conditions, the system is able to disconnect drive to the rear of the vehicle, providing maximum 2 Wheel Drive (2WD) fuel economy. A sophisticated control strategy continuously monitors key vehicle and environmental parameters.



If the requirements for 4WD are met, the system seamlessly and imperceptibly reconnects drive to the rear of the vehicle within 300 milliseconds. When off-road driving, torque to each rear wheel can be varied according to the available grip. A dedicated display on the Touchscreen relays detailed information, so you always feel in control.

- 3 2 WHEEL DRIVE (2WD)
- 4 4 WHEEL DRIVE (4WD) ACTIVATED

MagneRide™ is a registered trademark of BWI Company Limited S.A.  
 Vehicle shown is a HSE Dynamic Five-door in Yulong White.  
 Standard and optional features may differ depending on market availability.  
 Please contact your nearest Land Rover Retailer for more information.









## TOWING AIDS

With a towing capacity of up to 2,000kg on Coupé and Five-door and 1,500kg on Convertible, by incorporating tailored technologies, Range Rover Evoque can handle the most demanding of tasks.

### REAR VIEW CAMERA

Providing improved visibility when reversing, the optional Rear View Camera is a valuable parking aid and offers help when hitching a trailer.

**Tow Hitch Assist** makes coupling a trailer to the vehicle much easier by helping you visualise the hitching process; it displays the predicted path of the vehicle towards the tow bar on the Touchscreen. Standard with Rear View Camera.

### SURROUND CAMERA SYSTEM

As part of the Surround Camera System, the Tow Assist feature helps with reversing by predicting the trailer's direction. You can even input your trailer's width for precise guidelines displayed on the Touchscreen.

### TRAILER STABILITY ASSIST

Trailer Stability Assist monitors the vehicle to detect movements in the trailer and then uses selective braking to help correct potentially hazardous situations.

Towing regulations vary by market. Please comply with relevant legislation in your country. Please contact your nearest Land Rover Retailer for feature availability. Touchscreen shown is 10" Touch Pro. Vehicle shown left and above HSE Dynamic Five-door in Yulong White.



## TECHNOLOGY

# INFOTAINMENT

InControl is our suite of advanced technologies that links both you and your Range Rover Evoque to the wider world. Choose from two InControl infotainment systems: Touch or Touch Pro which can be further enhanced by adding their respective connectivity packages; Connect and Connect Pro.



## HEAD-UP DISPLAY

Head-up Display is a technology that presents key vehicle data such as vehicle speed, gear position and navigation directions\* on the windscreen, without the need for the driver to take their eyes off the road.

This innovative laser system is more robust against issues such as 'washout' – the effect that the glare from sunlight has on inferior LED-based systems. The feature can be turned on and off dependent upon driver preference.

Get your life InControl at [landrover.com/incontrol](http://landrover.com/incontrol)

As we roll out InControl, specific features described may be optional, and market or powertrain dependent. Please consult your country-specific Land Rover website or local Land Rover Retailer for availability and full terms in your country. Certain features require an appropriate SIM with a suitable data contract which will require further subscription after the initial term advised by your Retailer. Mobile connectivity cannot be guaranteed in all locations.





## TOUCH

### AVAILABLE ON PURE, SE, SE DYNAMIC AND LANDMARK EDITION MODELS

- 8" Touchscreen
- Land Rover Sound System with 8 speakers
- **Protect** consists of SOS Emergency Call, Land Rover Optimised Assistance and Remote Essentials smartphone app.

### OPTIONAL

- Navigation including Voice Recognition
- Digital Audio Broadcast (DAB) Radio
- **Secure Tracker** provides stolen vehicle tracking by detecting any unauthorised movement of your vehicle
- Traffic Sign Recognition\*
- **InControl Apps\*** features a range of Land Rover approved apps that can be connected to Range Rover Evoque from your smartphone, to enhance aspects of your in-car experience
- **Connect** takes your vehicle's connectivity to the next level including:
  - InControl Apps\*
  - Remote Premium is a multi-function app that allows you to monitor and interact with your vehicle remotely, making life easier and more connected
  - Wi-Fi Hotspot.



## TOUCH PRO

### AVAILABLE ON SE, SE DYNAMIC, HSE, HSE DYNAMIC, AUTOBIOGRAPHY AND CONVERTIBLE MODELS

- 10" Touchscreen
- Meridian™ Surround Sound System 380W with 10 speakers plus subwoofer
- Voice Recognition†
- CD/DVD Player
- **Protect**.

### OPTIONAL

- Meridian™ Surround Sound System 660W with 12 speakers plus subwoofer\*\*
- Meridian™ Surround Sound System 825W with 16 speakers plus subwoofer†
- Navigation Pro‡
- Digital Audio Broadcast (DAB) Radio
- Dual View Display†
- Digital TV\*†
- **Secure Tracker**
- Traffic Sign Recognition\*
- InControl Apps\*
- **Connect Pro** gives you the very highest in connectivity and convenience. Features include:
  - InControl Apps\*
  - Remote Premium
  - Pro Services include Wi-Fi Hotspot, Route Planner App, Share ETA, Live Services, Commute Mode, Arrival Mode and Arrival Mode Parking.

\*Requires Navigation or Navigation Pro \*\*Only available on Convertible †Not available on Convertible ‡Requires Connect Pro.

Feature availability will vary by model and body style.

Vehicle shown left is Autobiography Five-door in Firenze Red.

Standard and optional features may differ depending on market availability. Please contact your nearest Land Rover Retailer for more information.



## AUDIO

Delivering exceptionally clear audio, Range Rover Evoque offers you the choice of three sound systems. With 8 speakers, the Land Rover Audio System delivers a crisp, well-balanced sound.

Added to which, Land Rover has partnered with Meridian™, a world leader in high performance audio technologies and digital sound processing, to develop advanced audio systems for Range Rover Evoque.

Dynamic Volume Control technology has been integrated on all Meridian Sound Systems, to ensure that any unwanted noise detected in the cabin will be smoothly and automatically balanced out.

The Meridian Sound System (380W) features 10 speakers and a dual channel subwoofer, delivering exceptional definition, crystal clear highs and full, deep bass through the careful arrangement of speakers.

This 10 speaker system and a dual channel subwoofer adds further depth and clarity.

Range Rover Evoque also offers the Meridian Surround Sound System, which produces 660W through 12 speakers and a dual channel subwoofer on the Convertible, and 825W through 16 speakers and a dual channel subwoofer on the Coupé and Five-door.

These systems also include Meridian Trifield™ technology. This technology delivers the very best in world-class audio reproduction, bringing you closer to the original performance regardless of your position in the vehicle; everyone will feel and hear pure musical enjoyment.

Touchscreen shown is 10" Touch Pro.

Meridian is a registered trademark of Meridian Audio Ltd.

Trifield™ and the "three fields" device is a trademark of Trifield Productions Ltd.


Vehicles shown right are an HSE Dynamic Five-door in Fuji White and HSE Dynamic Convertible in Phoenix Orange.

Standard and optional features may differ depending on market availability.

Please contact your nearest Land Rover Retailer for more information.

**MERIDIAN SURROUND SOUND SYSTEM**





 825 WATTS

 16 SPEAKERS

 SUBWOOFER



 660 WATTS

 12 SPEAKERS

 SUBWOOFER

# CONNECTIVITY

Touch and Touch Pro provide a wealth of information and entertainment. This intuitive InControl technology can help you find a parking space, stream your favourite music and even help you with the recovery of a stolen vehicle. Making life more rewarding, hassle-free and enjoyable.



## PLANNING ROUTES

Before setting off, use the **Route Planner** app or online portal to search, save locations or set your destination. The app uses the Cloud to send your destination automatically to your vehicle's navigation screen. Only available with Connect Pro.

## STAYING CONNECTED

Before you get into your vehicle, set your ideal cabin temperature with the **Remote Premium** app on smartphones and now the Apple Watch. On the road, the in-car **Wi-Fi Hotspot** provides a stable Internet connection and lets you connect up to eight devices. Only available with Connect or Connect Pro.



## STAYING FOCUSED

Our Touch Pro **Voice Recognition\*** system understands normal spoken instructions. So you can concentrate on the road ahead without any distractions. Only available with Connect Pro.

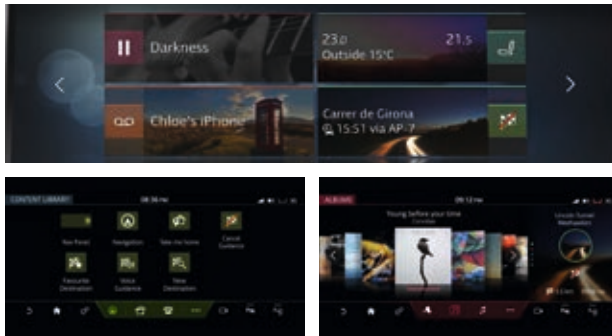
## FINDING PARKING

When you near your destination, **Navigation Pro** will suggest nearby parking from a database including space availability. With just one click, the car park is added and your route is updated. **Arrival Mode Parking** shows a 360° street level image to help you identify your destination. Only available with Connect Pro.

\*Not available on Convertible.

InControl features, options and their availability remain market and powertrain dependent – check with your Retailer for local market availability and full terms. Certain features require the fitment of Connect Pro and a Micro SIM with a suitable data contract which will require further subscription after the initial term advised by your Retailer. Apple Watch® is a registered trademark of Apple Inc., registered in the US and other countries. Mobile network connectivity cannot be guaranteed in all locations. InControl Apps will need to be downloaded from the Apple/Android Store, please contact your nearest Land Rover Retailer for further information.





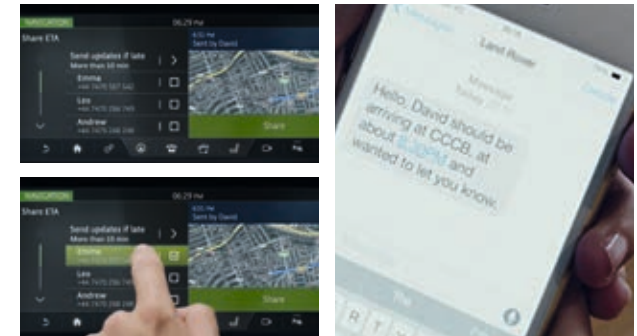
### MOVING FASTER

Touch Pro brings you more processing power, thanks to a quad core processor plus an integrated Ethernet network. Customisable homescreens let you arrange the screen, as you like, with up to four personalised homescreens and over 60 shortcuts.



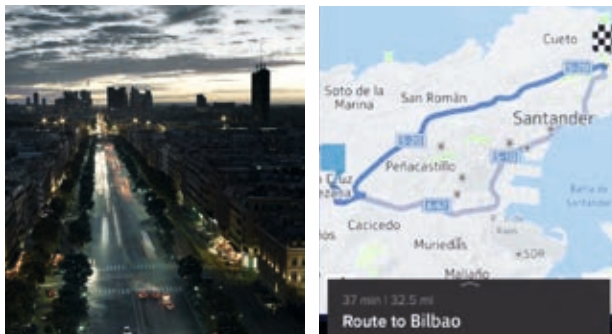
### INTELLIGENT ROUTING

Commute Mode allows the system to learn your commutes and automatically advises you of the expected journey time based on live and historical traffic movements without having to input a destination. The system learns the routes you take for a given destination and then advises which of those is the quickest. Only available with Connect Pro.



### SHARING PROGRESS

Share your estimated time of arrival so your selected contact(s) will know exactly when you will arrive, as calculated by the navigation guidance system. If you're running late, Share ETA can then send automatic updates via text or email, without any further action from you. Only available with Connect Pro.



### DOOR-TO-DOOR

Once you've parked, the Route Planner app will guide you to your destination – a true door-to-door experience which includes public transport options. Only available with Connect Pro. The Remote Premium app also lets you check your vehicle to make sure you've locked and secured all doors and windows. Only available with Connect or Connect Pro.



### STOLEN VEHICLE TRACKING

With optional Secure Tracker, if your vehicle is broken into, a silent alarm is triggered alerting the relevant authorities. Your vehicle can then be tracked until it is recovered.




### HELP IS ALWAYS AT HAND

With Protect, in the event of an incident, SOS Emergency Call will automatically connect you to the emergency response team who can send the emergency services to your location. Otherwise, you can call them manually via an in-car button. You can also summon a Land Rover Optimised Assistance operator should you need technical assistance.


# DRIVER ASSISTANCE

## DRIVING AIDS




### LANE KEEP ASSIST WITH AUTONOMOUS EMERGENCY BRAKING AND DRIVER CONDITION MONITOR

Lane Keep Assist detects when your vehicle is unintentionally drifting out of your lane, and gently steers you back. Driver Condition Monitor detects if you're starting to feel drowsy and gives you an early warning when you need to take a break. If a potential collision is detected, the Autonomous Emergency Braking system displays a forward alert, giving you time to take action. If a collision is still anticipated and you have taken no action, this system will apply the brakes to help reduce the severity of the possible impact.



### ADAPTIVE CRUISE CONTROL WITH QUEUE ASSIST AND INTELLIGENT EMERGENCY BRAKING

When you're cruising on the motorway or travelling in slow-moving traffic, this system will keep your vehicle a safe distance from the one in front should it slow or stop. Should the vehicle in front stop completely, your vehicle will come to a smooth halt. Once the traffic moves, simply touch the accelerator and Adaptive Cruise Control will resume following the car in front. The system operates from 16kph (10mph) up to motorway speeds.



### ADAPTIVE LED HEADLIGHTS WITH LED SIGNATURE

Full LED headlights deliver an enhanced light output for better visibility and safety at night. Light beams automatically align with steering inputs and follow curves in the road.



### BLIND SPOT MONITOR WITH REVERSE TRAFFIC DETECTION

Blind Spot Monitor alerts you to vehicles in, or quickly approaching, your blind spot through a small warning light in the corresponding door mirror. Reverse Traffic Detection warns you of hazards approaching from either side of your vehicle, through both audible and visual warnings so you know what's behind you even when the view is obstructed.




## PARKING AIDS



### PARK ASSIST

Our Park Assist system makes parallel and perpendicular parking easier than ever by automatically steering your vehicle into a suitable space. You just have to select the appropriate gear and control the vehicle's speed with the brake and accelerator pedals. Graphics and notifications guide you through the manoeuvres. Park Assist will also steer you out of a space, taking all of the stress out of parking.



### 360° PARKING AID

Our 360° Parking Aid gives you complete confidence when manoeuvring in tight spaces. Sensors located around the car are automatically triggered. When Reverse is selected, or can be manually activated, with a graphic appearing on the Touchscreen showing an overhead view of the car. As you park, the Touchscreen display and audio feedback indicates how close you are to obstacles.



### SURROUND CAMERA SYSTEM

Using four digital cameras discreetly placed around the vehicle, the system provides an almost complete 360° view including a birds-eye overhead view via the Touchscreen. This helps with various manoeuvres from parking by a kerb, to getting in and out of tight spaces and junctions.



### HOMELINK®

The HomeLink® System is a universal transmitter fitted to the underside of the interior rear view mirror. This transmitter can be programmed to operate up to three home or office wireless controlled systems, such as garage doors, automatic gates, or security lighting. By replacing the individual remote control units normally required for each system, the driver no longer needs to search the car interior for the correct handset when needed.

## COMFORT FOR ALL

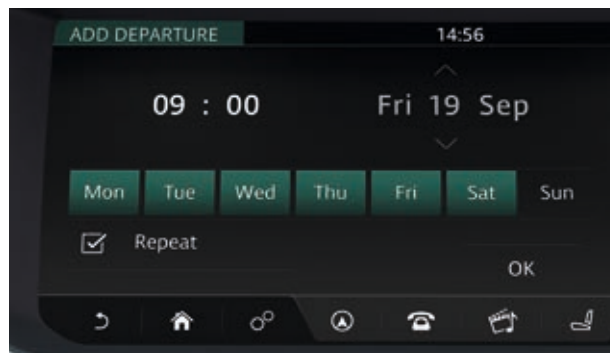


### SEATING

Heated front seats are available and, for rear passengers, Coupé and Five-door body styles can also be specified with heated rear seats.

No matter what the temperature, heated and cooled front seats are also available on all body styles. This enables both the driver and passenger to set their preferred temperature independently and is controlled via the Touchscreen.

For the ultimate in comfort, massage front seats are available allowing both the driver and front passenger to select individual programmes via the Touchscreen. Varying in intensity, there are five settings to choose from; each one delivers a soothing massage to improve both the driver and passenger's comfort.



### TIMED CLIMATE

Timed Climate has an added Park Heat facility. This pre-heats the engine, channelling residual heat into the cabin, so the vehicle is warm and comfortable by the time the driver leaves the house.

Likewise, in hot weather you can cool down the cabin temperature. It can be activated or pre-programmed through the Touchscreen to ensure it's ready for the regular morning departure time. Coupé and Five-door body styles can also be activated immediately by Timed Climate remote for extra ease and convenience.



### CONFIGURABLE AMBIENT INTERIOR LIGHTING

New levels of ambient refinement and personalisation have been reached with Configurable Ambient Interior Lighting – standard on HSE, HSE Dynamic and Autobiography.

This feature allows you to vary the colour and shade, changing the ambience of the cabin to suit your mood. There are ten colours in total, ranging from Ice White through to Moonlight and Racing Red.





### DUAL VIEW DISPLAY

The Dual View system allows the driver and passenger to view completely independent display content on the 10" Touchscreen. For example, the driver can use the satellite navigation system, while the front seat passenger is able to watch a DVD or TV, where fitted. One set of WhiteFire® digital wireless headphones is included. Not available on Convertible models.

### DIGITAL TV

Digital TV\* channels can be watched on the 10" high-resolution Touchscreen. Not available on Convertible or Pure models.



### PANORAMIC ROOF

On Coupé and Five-door body styles, the full glass fixed panoramic roof enhances the sense of space in the vehicle's interior and floods it with natural light as well as providing uninterrupted views of the surrounding environment.

Importantly, the toughened glass has a dark tint to maintain a comfortable temperature inside the cabin and protect occupants and the interior from the sun's rays. A full-sized, powered interior blind is also provided for those who may prefer a more private experience.



### POWERED GESTURE TAILGATE

Powered gesture tailgate allows you to operate the tailgate (both to open and close) from outside the vehicle without needing to physically touch the vehicle or the smart key.

Provided that the smart key is detected, the tailgate may be operated by a kicking gesture underneath the rear of the vehicle.

Two sensors are mounted on either side of the tailgate to allow kerbside operation, rather than needing to be immediately behind the vehicle. And as the system is compatible with towing solutions, you can still open and close the tailgate with the least amount of fuss. Powered gesture tailgate is not available on Convertible models.

Additionally, if required, the tailgate can also be closed by pressing a button located on the inside of the tailgate.

\*Whilst Land Rover continues to work closely with its partners to develop TV standards worldwide, we cannot guarantee the TV feature in all countries at all times. WhiteFire® is a registered trademark of Unwired Technology LLC and any use of such marks by Land Rover is under licence. Vehicle shown is HSE Dynamic Five-door in Indus Silver. Interior shown above is HSE Dynamic Five-door in Ebony with Lunar stitch. Standard and optional features may differ depending on market availability. Please contact your nearest Land Rover Retailer for more information.






## ENGINES

# 9-SPEED AUTOMATIC TRANSMISSION


The lightweight, compact 9-speed Automatic Transmission provides optimum fuel economy and CO<sub>2</sub> emissions as well as greater control in low-grip conditions or when towing through the specially designed, ultra-low first gear.

The transmission is specifically designed for transverse applications, and is one of the most efficient and technically advanced ever used in a production vehicle. Two patented dog clutches replace the bulkier conventional set-up, allowing small ratio steps to give better response during acceleration, plus improved shift quality, drive and refinement.

The higher top gear not only reduces fuel consumption but the lower engine revs improve comfort and reduce noise when cruising at a sustained speed. The 9-speed Automatic Transmission is extremely robust and perfectly complements Land Rover's rugged all-terrain ability whilst delivering exceptionally high levels of refinement and efficiency.



Vehicle shown left is HSE Dynamic Coupé with Si4 290PS engine in Firenze Red.



## INGENIUM DIESEL ENGINES

### TD4 150PS/180PS

The Ingenium 2.0 litre 4-cylinder 150/180PS Turbocharged Diesel engine produces 380/430Nm of torque and is optimised to deliver the best fuel economy in the range.

- High-pressure common rail direct fuel injection, exhaust variable cam timing and a high-efficiency water-cooled intercooler work in combination for a clean, efficient combustion.
- Intelligent, electronically controlled, adaptive engine cooling only engages when required – minimising fuel consumption and CO<sub>2</sub> emissions.
- The engine features a variable geometry turbocharger that adapts to the changing flow of exhaust gases for high torque throughout the rev range and responsiveness that is uniform, progressive and reduces lag.

### SD4 240PS

The Ingenium 2.0 litre Twin Turbocharged Diesel, producing 240PS and 500Nm of torque, improves upon performance whilst maintaining impressive fuel economy.

- Series sequential twin turbochargers deliver an ideal combination of peak power performance and superior low speed driveability.
- Upgrades include a higher pressure common rail fuel system, increased from 1,800 to 2,200 bar, and an increased fuel injector flow rate. These combine to deliver optimised fuel economy, emissions and power delivery.
- The result is an engine that pushes performance boundaries of a four cylinder with the strong fuel economy inherent in the Ingenium range.



CO<sub>2</sub>

	ACCELERATION 0-100KPH (0-60MPH) SECONDS	TOP SPEED KPH (MPH)	CO <sub>2</sub> EMISSIONS (G/KM)
<b>TD4 – 150PS</b>			
Five-door (Manual/Automatic)	10.8 (10.3) / 10 (9.3)	182 (113) / 180 (111)	125 / 134
Convertible (Automatic)	12 (11.2)	180 (111)	149
<b>TD4 – 180PS</b>			
Coupé (Manual/Automatic)	10 (9.5) / 9 (8.5)	200 (124) / 195 (121)	125 / 129
Five-door (Manual/Automatic)	10 (9.5) / 9 (8.5)	200 (124) / 195 (121)	125 / 134
Convertible (Automatic)	10.3 (9.7)	195 (121)	149
<b>SD4 – 240PS</b>			
Coupé (Automatic)	7.3 (6.9)	217 (135)	153
Five-door (Automatic)	7.3 (6.9)	217 (135)	153
Convertible (Automatic)	8 (7.5)	217 (135)	164



Engine availability is market dependent.  
Please contact your nearest Land Rover Retailer for more information.





## E - CAPABILITY

Land Rover's commitment to sustainability is manifest in its current range of vehicles, utilising a wide range of innovative and efficient technologies including intelligent Stop/Start and Brake Energy Regeneration. Range Rover Evoque's latest engine range is just the latest testament of innovation to provide further efficiency whilst not compromising on capability. A Blue EVOQUE badge on the rear of the vehicle denotes the most efficient engines of the range.

	 ACCELERATION 0-100KPH (0-60MPH) SECONDS	 TOP SPEED KPH (MPH)	<b>CO<sub>2</sub></b> CO <sub>2</sub> EMISSIONS (G/KM)
<b>eD4 - 150PS</b>			
Coupé (Manual)	11.2 (10.6)	182 (113)	109
Five-door (Manual)	11.2 (10.6)	182 (113)	113
<b>TD4 - 150PS</b>			
Five-door (Manual)	10.8 (10.3)	182 (113)	125



## INGENIUM PETROL ENGINES

### Si4 240PS

The Ingenium 2.0 litre 4-cylinder 240PS Turbocharged Petrol engine produces 340Nm of torque and delivers outstanding fuel economy and driveability.

- The intelligent Continuously Variable Valve Lift (CVVL) system varies the extent to which inlet valves are opened, reducing engine-pumping losses. This lets the engine 'breathe' with maximum efficiency, optimising power and torque.
- CVVL works in combination with dual independent variable cam timing for ultimate operating flexibility, resulting in excellent power and fuel economy across the rev range.
- For excellent acceleration and effortless overtaking, maximum torque is available at 1,250rpm.
- The twin scroll turbocharger is fed by an integrated exhaust manifold which increases the transfer of energy to the turbine – significantly reducing turbo lag and improving engine response.

### Si4 290PS

The high performance Ingenium 290PS 2.0 litre 4-cylinder Turbocharged Petrol engine features upgrades to the boosting system.

- Delivering a peak torque of 400Nm at 1,500rpm.
- The uprated turbocharger features a high flow compressor wheel delivering 26 percent more air, enabling a peak power output of 290PS.
- The twin-scroll turbocharger features ceramic ball-bearings which reduces friction and improves transient response.



CO<sub>2</sub>

	ACCELERATION 0-100KPH (0-60MPH) SECONDS	TOP SPEED KPH (MPH)	CO <sub>2</sub> EMISSIONS (G/KM)
<b>Si4 – 240PS</b>			
Five-door (Automatic)	7.3 (6.8)	217 (135)	165
Convertible (Automatic)	8.1 (7.6)	217 (135)	185
<b>Si4 – 290PS</b>			
Coupé (Automatic)	6.3 (6.0)	231 (144)*	173
Five-door (Automatic)	6.4 (6.0)	231 (144)*	173

\*If vehicle fitted with 18" wheels the top speed will be 221kph (137mph).

The high powered Si4 290PS engine features a unique bumper as standard. Fog lights not available. Engine availability is market dependent. Please consult your nearest Land Rover Retailer for details.





## BODY AND CHASSIS

# STRENGTH AND STABILITY

### BODY

Range Rover Evoque features an extremely strong body structure which has been developed using advanced, weight-saving materials to deliver outstanding stiffness and refinement together with exemplary characteristics in collision situations.

The structure is based on a steel monocoque platform. Delivering the exciting design and sporting dynamics of Range Rover Evoque dictated that an all-new structure was developed.

Lightweight technologies are used extensively in the body design, including:

- Front fenders and tailgate assembly
- Magnesium cross car beam
- Optimised steel structure using high strength boron steels.

### CHASSIS AND VEHICLE DYNAMICS

Range Rover Evoque has a chassis which has been specially developed by Land Rover's engineers to deliver on-road dynamics which combine sporting and agile responses with impressive refinement, while not compromising all-terrain capability.

Range Rover Evoque has fully independent suspension, with coil sprung struts front and rear, and isolated front and rear subframes, mounted to an exceptionally stiff steel monocoque bodyshell. The performance of the base suspension system is supplemented by advanced technologies such as an intelligent 4 Wheel Drive (4WD) system.

The chassis features a number of innovations, such as Electric Power Assisted Steering (EPAS), which help the vehicle achieve its unique dynamic character and improved efficiency.

### OPTIMISED STRUCTURE

The use of special ultra-high-strength steels in strategic load-bearing areas was a key design objective. The finished steel structure uses 18 percent (by weight) of high strength boron steels. These specialised steels deliver increased strength in critical areas, without the need to increase the thickness and weight of the pressings.

The ultra-high-strength boron steel has been used in key parts of the crash safety cell, including the A-pillars and sills. Coupé and Five-door body styles also feature B-pillars constructed of ultra-high-strength boron steel. The resulting structure protects occupants using an incredibly strong and stable safety cell, and provides a very stiff platform for superior refinement and vehicle dynamics.


The use of ultra-high-strength boron steel in the A-pillar was critical in retaining the slim, raked pillar of the vehicle, without compromising the strength and safety of the structure.

Range Rover Evoque's optimised steel structure protects occupants using an incredibly strong and stable safety cell. The crash structure was optimised using state-of-the-art computer simulation tools, which allowed engineers to conduct 'virtual' collision tests long before physical prototypes were available.

Pedestrian safety has been given a very high priority, with a carefully optimised design for the front-end, bumpers, bonnet and cowl area to minimise potential injuries.

The Convertible steel body structure is further optimised using high tech materials to ensure the high strength structure is retained.





MAGNERIDE™  
DAMPERS

LIGHTWEIGHT  
CHASSIS  
COMPONENTS

INTEGRAL  
MULTI-LINK  
SUSPENSION

## SAFETY

As with every Land Rover, safety is a key priority in Range Rover Evoque. State-of-the-art Dynamic Stability Control and Roll Stability Control systems detect losses of traction and react to keep the vehicle on course and reduce possibility of roll-over. In the unlikely event of a roll-over situation, the Convertible's roll-over protection system deploys two aluminium bars vertically from the rear bodywork within 90 milliseconds to create a survival space for occupants.

Each model of the range features a comprehensive occupant safety package, including seat belt pretensioners, driver and passenger airbags and a driver knee airbag. In addition, the Coupé and Five-door come with thorax and side curtain airbags, and the Convertible offers combined head thorax side airbags.

### PASSENGER SEAT BELT CHECK SYSTEM



### CURTAIN AIRBAGS\* WITH ROLLOVER SENSING

In the event of a side impact or rollover, these are deployed to provide greater protection against head injuries.

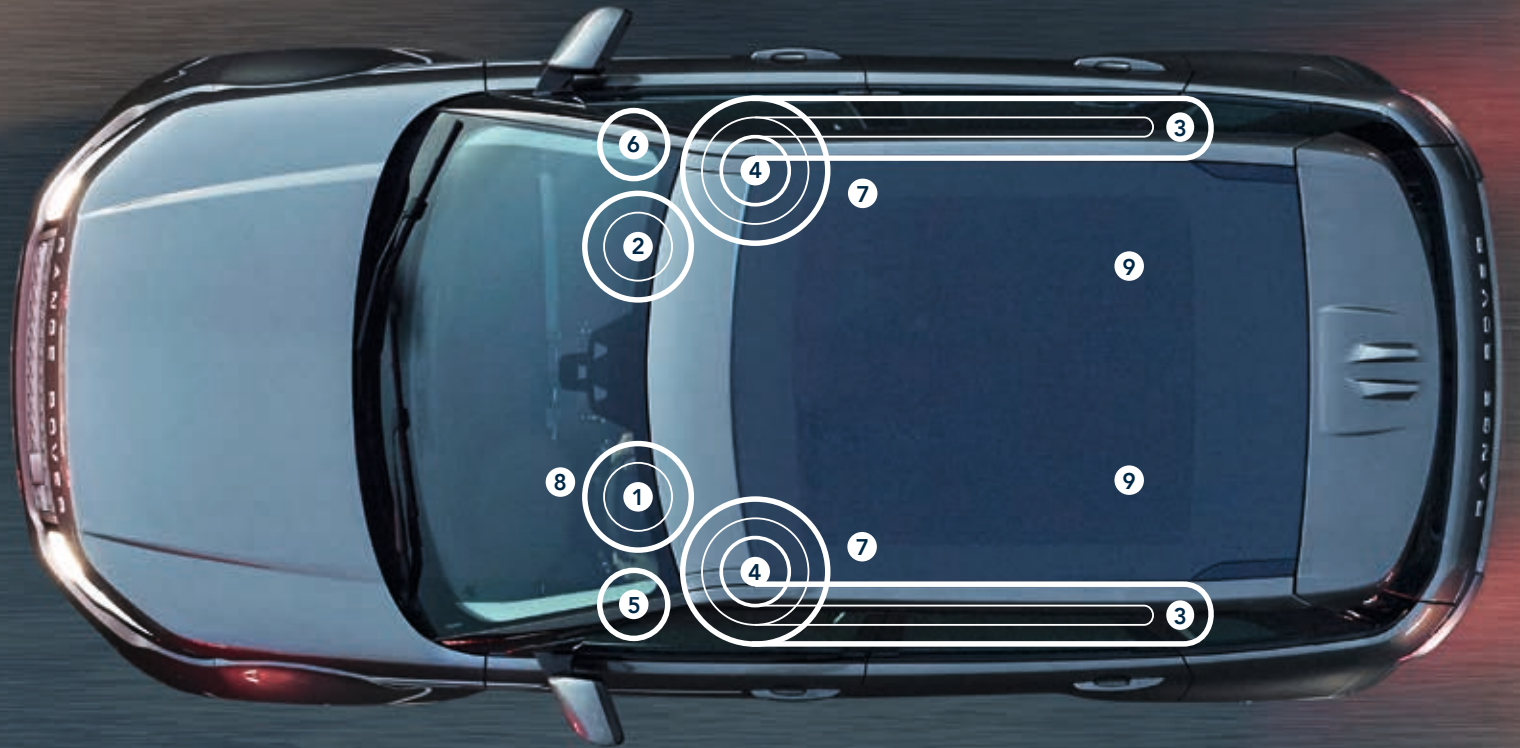
### FRONTAL AIRBAGS

In a severe impact the driver and passenger airbags inflate to offer supplementary occupant protection.

### DRIVER KNEE AIRBAG

The driver knee airbag inflates in the event of a frontal impact, providing additional protection to the occupants' lower legs.





**SAFETY SYSTEMS**

- |                                |   |                                  |
|--------------------------------|---|----------------------------------|
| <b>1</b> DRIVER AIRBAG         | <b>4</b> SIDE THORAX AIRBAGS**                          | <b>7</b> SEAT BELT PRETENSIONERS |
| <b>2</b> PASSENGER AIRBAG      | <b>5</b> DRIVER KNEE AIRBAG                             | <b>8</b> SEAT BELT REMINDER      |
| <b>3</b> SIDE CURTAIN AIRBAGS* | <b>6</b> AIRBAG DEACTIVATION SWITCH FOR FRONT PASSENGER | <b>9</b> ISOFIX POINTS           |

\*Not available on Convertible \*\*Convertible incorporates a combined head thorax airbag, providing head protection as well as thorax protection.

## ENVIRONMENTAL

# SUSTAINABILITY

Range Rover Evoque is the most compact Range Rover ever. Its credentials stem from a comprehensive approach to reducing environmental impact throughout the life-cycle of the vehicle. Its size has helped Range Rover Evoque minimise weight, improve aerodynamic performance, and deliver more sporting, agile handling with a lower centre of gravity.

Such radical thinking and production processes bear testimony to Land Rover's unwavering commitment to deliver a more sustainable future.





## LIGHTWEIGHT MATERIALS

Starting at just 1,621kg\* and using a range of advanced lightweight materials, Range Rover Evoque is the lightest Range Rover ever. There are key weight-saving materials throughout the vehicle, including a magnesium cross car beam, aluminium bonnet and, on the Coupé and Five-door body styles, also the roof. The front fenders and tailgate assembly are constructed from composite materials.

Even the laminated windscreen is reduced in weight to help improve fuel efficiency, performance and handling.

## STOP/START

Intelligent Stop/Start technology automatically shuts down the engine at rest and starts it again as soon as the brake pedal is released or the clutch pedal is fully pressed on manual transmissions. This helps to reduce fuel consumption and CO<sub>2</sub> emissions.

## E-CAPABILITY

Land Rover has begun producing specific derivatives that deliver the lowest possible CO<sub>2</sub> emissions. These are called E-capability and are denoted by a Blue EVOQUE badge on the rear of the vehicle.

With our E-capability solution, CO<sub>2</sub> can be as low as 109g/km when you choose 2 Wheel Drive (2WD) or 125g/km on a 4 Wheel Drive (4WD) manual diesel engine, ensuring your vehicle is as efficient as possible.

## LIFE CYCLE ASSESSMENT

In order to minimise the vehicle's overall ecological impact, Range Rover Evoque is designed with a life cycle approach, aiming to minimise the environmental impact by considering the entire life cycle of the vehicle: from development and manufacturing, through customer use, to end-of-life recycling and re-use. Each element of the life cycle was analysed with a view to consuming fewer natural resources, using more sustainable materials and minimising the generation of waste.



\*Figure refers to Coupé 2,0L eD4 Manual.  
Feature/engine availability is market dependent.  
Please contact your nearest Land Rover Retailer for more information.  
Vehicle shown left is HSE Dynamic Five-door in Yulong White.

RANGE ROVER EVOQUE OFFERS YOU GREAT OPTIONS AND FLEXIBILITY TO PERSONALISE YOUR VEHICLE.

The following pages take you through a logical series of steps to make your vehicle a true expression of your individuality. You have a number of choices: from selecting your engine and model to exterior and interior colours, wheels, finishes and those detailed touches that define your character.

If you'd like to bring your options to life, go to our online configurator at [landrover.com](http://landrover.com)

54-55

---

1

---

**STEP 1  
CHOOSE YOUR ENGINE**

You can select from a range of powerful petrol or diesel engines.

56-63

---

2

---

**STEP 2  
CHOOSE YOUR MODEL**

Compare the standard features on each model.



64-65

---

3

---

**STEP 3  
CHOOSE YOUR COLOUR**

There's a wide range on offer to enable you to express yourself.

66-67

---

4

---

**STEP 4  
CHOOSE YOUR WHEELS**

There's a range of styles, each one designed to complement the bold exterior.

68-77

---

5

---

**STEP 5  
CHOOSE YOUR INTERIOR**

When you choose your interior, you can personalise it by selecting your ideal colour combination of seats, materials and your preferred finisher. These three considerations help celebrate and enhance a sense of your own style.

78-83

---

6

---

**STEP 6  
CHOOSE YOUR  
ACCESSORIES**

Additional accessories can enhance your personal requirements.

84-87

---

**TECHNICAL DETAILS**

Technical information and data for dimensions, performance and specifications.

1





## DRIVELINE, ENGINE PERFORMANCE AND FUEL ECONOMY

The Ingenium diesel engines are fully EU6 compliant, and are coupled with lightweight all-aluminium construction 6-speed Manual Transmission or 9-speed Automatic Transmission. This delivers greatly improved fuel efficiency and lower CO<sub>2</sub> emissions.

The powerful Ingenium petrol Si4 290PS engine is also fully EU6 compliant, yet has improved in performance, accelerating from 0-100kph in just 6.3 seconds (0-60mph in 6.0 seconds). Intelligent Stop/Start technology automatically shuts down the engine at rest when possible, and re-starts it again as soon as you lift your foot off the brake.

	DIESEL						PETROL		
	2.0L eD4		2.0L TD4		2.0L SD4		2.0L Si4		
	MANUAL*	MANUAL*	MANUAL*	AUTOMATIC	AUTOMATIC	AUTOMATIC	AUTOMATIC	AUTOMATIC	
	150 E-CAPABILITY	150** E-CAPABILITY	180	150**	180	240	240**	290*	
<b>POWER (PS)</b>									
Driveline	2 Wheel Drive (2WD)	4 Wheel Drive (4WD)	4 Wheel Drive (4WD)	4 Wheel Drive (4WD)	4 Wheel Drive (4WD)	4 Wheel Drive (4WD)	4 Wheel Drive (4WD)	4 Wheel Drive (4WD)	
Maximum power kW (PS) / rpm	110 (150) / 3,500	110 (150) / 3,500	132 (180) / 4,000	110 (150) / 3,500	132 (180) / 4,000	177 (240) / 4,000	177 (240) / 5,500	213 (290) / 5,500	
Maximum torque (Nm / rpm)	380 / 1,750	380 / 1,750	430 / 1,750	380 / 1,750	430 / 1,750	500 / 1,500	340 / 1,250	400 / 1,500	
Capacity (cc)	1,999	1,999	1,999	1,999	1,999	1,999	1,998	1,998	
No. of cylinders	4	4	4	4	4	4	4	4	
Valves per cylinder	4	4	4	4	4	4	4	4	
Cylinder layout	In-line	In-line	In-line	In-line	In-line	In-line	In-line	In-line	
<b>FUEL ECONOMY</b>									
<b>(Coupé/Five-door/Convertible)</b>									
Urban	l/100km (mpg)	4.9 / 5.0 (57.7 / 56.5)	5.5 (51.4)	5.5 / 5.5 (51.4 / 51.4)	6.1 / 6.7 (46.3 / 42.2)	5.8 / 6.1 / 6.7 (48.7 / 46.3 / 42.2)	6.9 / 6.9 / 7.3 (40.9 / 40.9 / 38.7)	9.2 / 10.3 (30.7 / 27.4)	9.6 / 9.6 (29.4 / 29.4)
Extra Urban	l/100km (mpg)	3.7 / 3.9 (76.4 / 72.4)	4.3 (65.7)	4.3 / 4.3 (65.7 / 65.7)	4.5 / 5.1 (62.8 / 55.4)	4.4 / 4.5 / 5.1 (64.2 / 62.8 / 55.4)	5.2 / 5.2 / 5.6 (54.3 / 54.3 / 50.4)	6.2 / 6.9 (45.6 / 40.9)	6.5 / 6.5 (43.5 / 43.5)
Combined	l/100km (mpg)	4.2 / 4.3 (67.3 / 65.7)	4.8 (58.9)	4.8 / 4.8 (58.9 / 58.9)	5.1 / 5.7 (55.4 / 49.6)	4.9 / 5.1 / 5.7 (57.7 / 55.4 / 49.6)	5.8 / 5.8 / 6.2 (48.7 / 48.7 / 45.6)	7.3 / 8.2 (38.7 / 34.5)	7.6 / 7.6 (37.2 / 37.2)
CO <sub>2</sub> Combined emissions	g/km	109 / 113	125	125 / 125	134 / 149	129 / 134 / 149	153 / 153 / 164	165 / 185	173 / 173

## MODELS BY ENGINE

	PURE	SE	SE DYNAMIC	LANDMARK EDITION	HSE	HSE DYNAMIC	AUTOBIOGRAPHY	DYNAMIC (CONVERTIBLE)	SE DYNAMIC (CONVERTIBLE)	HSE DYNAMIC (CONVERTIBLE)
2.0L eD4 Diesel	■**	■	■		■	■				
2.0L TD4 Diesel (150PS)	■**	■**	■**		■**	■**		■		■
2.0L TD4 Diesel (180PS)	■**	■**	■	■**	■	■	■		■	■
2.0L SD4 Diesel (240PS)		■**	■		■	■	■		■	■
2.0L Si4 Petrol (240PS)	■**	■**	■**		■**	■**	■**		■	■
2.0L Si4 Petrol (290PS)						■	■			

\*Not available on Convertible \*\*Not available on Coupé.

Official EU test figures. For comparison purposes only. Real world figures may differ.

Low fuel warning at approximately 13.6 litres on Diesel engines and 11.6 litres on Petrol engines.

Vehicle shown left is HSE Five-door in Fuji White.

Engine availability is market dependent. Please contact your nearest Land Rover Retailer for more information.

# 2

## EACH MODEL HAS A CHOICE OF ENGINES AND UNIQUE FEATURES

This guide will help you to select your ideal Range Rover Evoque.  
On the following pages you'll see the key standard features for each model.

### RANGE ROVER EVOQUE PURE



- Brunel grille and grille surround
- Halogen headlights
- Brunel fender vent blade
- Body-coloured door handles
- Body-coloured mirror caps
- Atlas bonnet and tailgate script
- 17" 10 spoke 'Style 105' alloy wheels
- Brunel tailgate finisher
- Fabric seats
- Land Rover Sound System with 8 speakers (Touch)
- 8" Touchscreen.

### RANGE ROVER EVOQUE SE



- Contents of Pure, plus:**
  - Rain sensing windscreen wipers
  - Auto-dimming interior rear view mirror
  - Front Parking Aid
  - Ambient Interior Lighting
  - Rear centre armrest
  - Carpet mats.
- Replaces Pure content:**
  - 18" 5 split-spoke 'Style 506' alloy wheels
  - Power fold, heated door mirrors with approach and puddle lights
  - 8-way electric front seats
  - Memory front seats and door mirrors (Coupé only)
  - Grained leather seats
  - Atlas grille surround
  - Brunel bonnet louvres (Coupé only)
  - White Techno Silver inner tow eye finisher.



RANGE ROVER EVOQUE SE DYNAMIC



Contents of SE, plus:

- Automatic High Beam Assist (AHBA)
- Navigation.

Replaces SE content:

- Narvik Black grille, fender vents and mirror caps
- Narvik Black bonnet louvres (Coupé only)
- Anthracite inner front and rear tow eye finishers
- Xenon headlights with LED signature and power wash
- Narvik Black tailgate finisher
- 18" 7 spoke 'Style 706' alloy wheels
- Perforated grained leather seats
- 12-way electric seats.

RANGE ROVER EVOQUE HSE



Contents of SE Dynamic, plus:

- Front fog lights
- Chrome treadplates
- Memory front seats and door mirrors
- Rear View Camera.

Replaces SE Dynamic content:

- Dark Atlas grille
- Atlas fender vents and tailgate finisher
- Atlas bonnet louvres (Coupé only)

- White Silver inner front and rear tow eye finishers
- 19" 10 spoke 'Style 103' alloy wheels
- Configurable Ambient Interior Lighting
- Perforated Windsor leather seats
- Meridian™ Sound System 380W with 10 speakers plus subwoofer (Touch Pro)
- 10" Touchscreen
- Navigation Pro.

## RANGE ROVER EVOQUE HSE DYNAMIC



### Contents of HSE, plus:

- Dynamic body style
- Narvik Black bonnet louvres
- Bright square exhaust finisher
- Perforated Windsor leather steering wheel
- Bright pedals.

### Replaces HSE content:

- Narvik Black grille
- Corris Grey grille surround\*
- Narvik Black fender vents and mirror caps
- Narvik Black inner and Indus Silver outer front and rear tow eye finishers\*
- Body-coloured door handles
- Narvik Black tailgate finisher
- 19" 7 split-spoke 'Style 707' alloy wheels
- Illuminated aluminium front treadplates with Range Rover script
- Dark Sport Textured Aluminium trim finisher.

## RANGE ROVER EVOQUE AUTOBIOGRAPHY



### Contents of HSE Dynamic, plus:

- Adaptive LED headlights with LED signature
- Keyless Entry
- Windsor leather steering wheel
- Surround Camera System.

### Replaces HSE Dynamic content:

- Autobiography badging
- Atlas grille, fender vents, bonnet louvres and tailgate finisher
- Indus Silver inner and outer front tow eye finisher\*

- Narvik Black inner and Indus Silver outer rear tow eye finishers\*
- Unique 20" 5 split-spoke 'Style 527' alloy wheels
- Full Windsor leather interior
- Satin Brushed Aluminium trim finisher
- Premium carpet mats
- Illuminated aluminium front treadplates with Autobiography script
- 14-way electric front seats with memory
- Meridian™ Surround Sound 825W with 16 speaker plus subwoofer (Touch Pro).



## LANDMARK EDITION



Delivering true standout, Landmark Edition comes in three colours – Yulong White, Corris Grey and Moraine Blue – all featuring the Carpathian Grey contrast roof as standard. Its dynamic body style offers unique 19" 7 split-spoke 'Style 707' alloy wheels with Dark Grey finish and Graphite Atlas trim throughout. A distinctive interior features grained leather in Ebony with Lunar stitch and a striking Dark Satin Brushed Aluminium finisher.

Landmark Edition standard features include:

- Dynamic body style
- 19" 7 split-Spoke 'Style 707' with Gloss Dark Grey finish
- Carpathian Grey contrast roof
- Dark Satin Brushed Aluminium trim finisher
- Keyless Entry
- Powered gesture tailgate
- Panoramic roof
- Land Rover Sound System with 8 speakers (Touch)
- 8" Touchscreen
- Graphite Atlas fender vents, bonnet louvres, grille, grille surround and bonnet and tailgate script
- Graphite Atlas bonnet louvres
- Graphite Atlas bonnet and tailgate script
- Narvik Black inner and Carpathian Grey outer front and rear tow eye finishers
- Perforated grained leather interior in Ebony with Lunar stitch.

## CONVERTIBLE MODELS

### RANGE ROVER EVOQUE CONVERTIBLE DYNAMIC



- Dynamic body style
- Brunel grille with Narvik Black surround
- Halogen headlights
- Brunel fender vents
- Body-coloured door handles
- Narvik Black mirror caps
- Atlas bonnet and tailgate script
- Narvik Black inner and Corris Grey outer front and rear tow eye finishers\*
- Bright square exhaust finisher
- Brunel tailgate finisher

- Power fold, heated door mirrors with memory functionality, approach and puddle lights
- 17" 10 spoke 'Style 105'
- Wind deflector fixing points
- 8-way electric front seats with memory
- Perforated grained leather seats
- 10" Touchscreen
- Meridian™ Sound System 380W with 10 speakers plus subwoofer (Touch Pro)
- Satin Brushed Aluminium trim finisher.

### RANGE ROVER EVOQUE CONVERTIBLE SE DYNAMIC



- Contents of Dynamic, plus:**
- Rain sensing windscreen wipers
  - Carpet mats
  - Front Parking Aid
  - Ambient Interior Lighting
  - Front fog lights.

- Replaces Dynamic content:**
- 18" 7 spoke 'Style 706' alloy wheels
  - Xenon headlights with LED signature and power wash
  - Textured Aluminium trim finisher.



RANGE ROVER EVOQUE CONVERTIBLE HSE DYNAMIC



Contents of SE Dynamic, plus:

- Navigation Pro
- Rear View Camera
- Configurable Ambient Interior Lighting
- Cabin Air Quality Sensor
- Climate control rear vents
- Illuminated aluminium front treadplates with Range Rover script.

Replaces SE Dynamic content:

- Narvik Black Dynamic grille with Corris Grey surround\*
- Narvik Black fender vents, bonnet louvres and tailgate finisher
- 19" 7 spoke 'Style 707' alloy wheels
- 12-way electric front seats with memory
- Perforated Windsor leather seats.

## PERSONALISING THE EXTERIOR

The Range Rover Evoque offers two unique design pack options to further personalise the exterior – the Black Design Pack and the Graphite Design Pack. Whilst the Black Design Pack emphasises the confident stance of the vehicle, the bold Graphite Design Pack further enhances the assertive appearance – making it really stand out from the crowd.

### BLACK DESIGN PACK



The optional Black Design Pack is available on HSE Dynamic models across all body styles. The pack gives the overall design of the vehicle a more assertive appearance, with Narvik Black exterior elements and unique distinctive Satin Black alloy wheels.

- 20" 5 split-spoke 'Style 508' with Satin Black finish
- Narvik Black front and rear tow eye finishers
- Darkened headlights, rear tail lights and front fog lights (fog lights are not available on S14 290PS engine)

- Narvik Black Range Rover script (bonnet and tailgate)
- Dynamic square Black exhaust finishers
- Narvik Black grille surround.



## GRAPHITE DESIGN PACK



The Graphite Design Pack allows you to change individual elements of the vehicle to Satin Dorchester Grey augmented with unique Satin Technical Grey alloy wheels.

- 20" 5 split-spoke 'Style 527' with Satin Technical Grey finish wheel
- Narvik Black mirror caps
- Narvik Black bonnet louvres
- Satin Dorchester Grey outer front and rear tow eye finishers

- Darkened headlights, rear tail lights and front fog lights (fog lights are not available on Si4 290PS engine)
- Narvik Black Range Rover script (bonnet and tailgate)
- Dynamic square Black exhaust finishers
- Narvik Black grille with Satin Dorchester Grey Surround.

# 3

Now you have chosen your Range Rover Evoque model, you can select your exterior paint colour. From rich, deep lustres to incandescent metallic patinas, our paints incorporate the latest in pigment technologies. Our solid paints produce a deep flat colour. Our metallics deliver a sparkle finish that is sure to catch the eye. And our premium metallic paints enhance both the colour and the intensity of the sparkle or sleek metallic finish to give your vehicle even more presence.

## Fuji White (solid)

Optional Contrast Roof Colour  
Black      Grey



## Narvik Black (solid)

Optional Contrast Roof Colour  
Grey



## Yulong White (metallic)

Optional Contrast Roof Colour  
Black      Grey



## Indus Silver (metallic)

Optional Contrast Roof Colour  
Black      Grey



## Corris Grey (metallic)

Optional Contrast Roof Colour  
Black



## Kaikoura Stone (metallic)

Optional Contrast Roof Colour  
Black      Grey





Loire Blue (metallic)

Optional Contrast Roof Colour  
Black      Grey



Moraine Blue\* (premium metallic)



Santorini Black (metallic)

Optional Contrast Roof Colour  
Grey



Firenze Red (metallic)

Optional Contrast Roof Colour  
Black      Grey



Silicon Silver (premium metallic)

Optional Contrast Roof Colour  
Black



Phoenix Orange\*\* (premium metallic)



Carpathian Grey (premium metallic)

Optional Contrast Roof Colour  
Black      Grey



\*Moraine Blue only available on Landmark Edition. Please refer to page 59.

\*\*Phoenix Orange only available on Convertible body styles. Vehicle shown is HSE Dynamic Convertible with Black Design Pack.

# 4



17" 10 SPOKE  
'STYLE 105' (1)



18" 5 SPLIT-SPOKE  
'STYLE 506'



18" 7 SPOKE  
'STYLE 706'



19" 10 SPOKE  
'STYLE 103'



19" 10 SPOKE  
'STYLE 103'  
WITH DIAMOND TURNED FINISH



19" 10 SPOKE  
'STYLE 103'  
WITH TECHNICAL GOLD FINISH (2)



19" 7 SPLIT-SPOKE  
'STYLE 707'



19" 7 SPLIT-SPOKE  
'STYLE 707'  
WITH GLOSS DARK GREY FINISH

	OPTION CODE	PURE	SE	SE DYNAMIC	LANDMARK EDITION	HSE	HSE DYNAMIC	AUTOBIOGRAPHY	DYNAMIC (CONVERTIBLE)	SE DYNAMIC (CONVERTIBLE)	HSE DYNAMIC (CONVERTIBLE)
<b>WHEELS</b>											
17" 10 spoke 'Style 105' (1)	029QL	■	□	□	-	□	□	-	■	□	□
18" 5 split-spoke 'Style 506'	029TD	□	■	□	-	□	□	-	-	□	□
18" 7 spoke 'Style 706'	029XS	□	□	■	-	-	-	-	-	■	-
19" 10 spoke 'Style 103'	029TE	□	□	□	-	■	-	-	□	-	-
19" 10 spoke 'Style 103' with Diamond Turned finish	029TF	-	-	□	-	□	□	-	-	□	□
19" 10 spoke 'Style 103' with Technical Gold finish (2)	VPLVW0113	□	□	□	□	□	□	□	□	□	□
19" 7 split-spoke 'Style 707'	029XU	-	-	-	-	-	■	-	-	□	■
19" 7 split-spoke 'Style 707' with Gloss Dark Grey finish		-	-	-	■	-	-	-	-	-	-

■ Standard □ Optional - Not Available.

(1) Not available on SD4 or Si4 290PS engines (2) Accessory wheels must be selected with either a standard or optional wheel and incur an additional cost (3) Only available as part of the Black Design Pack

(4) Only available as part of the Graphite Design Pack.

Wheel availability is market dependent. Please contact nearest Land Rover Retailer for more information.

**STEP 4**  
**CHOOSE YOUR WHEELS**



20" 5 SPLIT-SPOKE  
'STYLE 508'



20" 5 SPLIT-SPOKE  
'STYLE 508'  
WITH SATIN BLACK FINISH (3)



20" FORGED 6 SPOKE  
'STYLE 601'  
WITH VIBRATION POLISHED FINISH



20" 5 SPLIT-SPOKE  
'STYLE 504'



20" 5 SPLIT-SPOKE  
'STYLE 504'  
WITH SHADOW CHROME FINISH



20" 5 SPLIT-SPOKE  
'STYLE 504'  
WITH TECHNICAL GOLD FINISH (2)



20" FORGED 9 SPOKE  
'STYLE 901'  
WITH FUJI WHITE FINISH (2)



20" 9 SPOKE  
'STYLE 901'  
WITH POLISHED SILVER FINISH



20" 5 SPLIT-SPOKE  
'STYLE 527'  
WITH DIAMOND TURNED AND  
LIGHT SILVER CONTRAST PAINTED FINISH



20" 5 SPLIT-SPOKE  
'STYLE 527'  
WITH SATIN GREY TECHNICAL FINISH (4)

	OPTION CODE	PURE	SE	SE DYNAMIC	LANDMARK EDITION	HSE	HSE DYNAMIC	AUTOBIOGRAPHY	DYNAMIC (CONVERTIBLE)	SE DYNAMIC (CONVERTIBLE)	HSE DYNAMIC (CONVERTIBLE)
<b>WHEELS</b>											
20" 5 split-spoke 'Style 508'	029VY	-	-	-	-	□	□	-	-	□	□
20" 5 split-spoke 'Style 508' with Satin Black finish (3)	029VX	-	-	-	-	-	□	-	-	-	□
20" forged 6 spoke 'Style 601' with Vibration Polished finish	029TG	-	-	-	-	□	□	-	-	□	□
20" 5 split-spoke 'Style 504'	029PP	-	-	□	-	□	□	-	-	□	□
20" 5 split-spoke 'Style 504' with Shadow Chrome finish	029QF	-	-	□	-	□	□	-	-	□	□
20" 5 split-spoke 'Style 504' with Technical Gold finish (2)	VPLVW0114	□	□	□	□	□	□	□	□	□	□
20" forged 9 spoke 'Style 901' with Fuji White finish (2)	VPLVW0074	□	□	□	□	□	□	□	□	□	□
20" 9 spoke 'Style 901' with Polished Silver finish	029MY	-	-	-	-	□	□	-	-	□	□
20" 5 split-spoke 'Style 527' with Diamond Turned and Light Silver Contrast Painted finish		-	-	-	-	-	-	■	-	-	-
20" 5 split-spoke 'Style 527' with Satin Technical Grey finish (4)	029TS	-	-	-	-	-	□	□	-	-	-



# 5

## CHOOSE YOUR INTERIOR – SEAT CONFIGURATION

Your choice of seat can play a vital role in how you drive your Range Rover Evoque and your enjoyment of the cabin space itself. That's why they're available in a range of styles, colours and a choice of four materials: fabric, grained leather, perforated grained leather or perforated Windsor leather. With the exception of the convertible, heated front and rear seats can also be specified across the range.



PURE SEAT STYLE  
(FABRIC)



SE SEAT STYLE  
(GRAINED LEATHER)



SE DYNAMIC SEAT STYLE  
(PERFORATED GRAINED LEATHER)

### MODEL

Pure	■	-	-
SE	-	■	-
SE Dynamic	-	□	■
Landmark Edition	-	-	■
HSE	-	-	-
HSE Dynamic	-	-	-
Autobiography	-	-	-
Dynamic Convertible	-	-	■
SE Dynamic Convertible	-	-	■
HSE Dynamic Convertible	-	-	-

■ Standard □ Optional – Not Available.

\*Only available as part of the Dynamic Plus Pack. Please contact your nearest Land Rover Retailer for feature availability.

Standard and optional features may differ depending on market availability. Please contact your nearest Land Rover Retailer for more information.

Added to which, on HSE Dynamic models, you now have the option of selecting Sport seats. Featuring an integrated headrest and slim seatback shaped to give you supreme support, luxurious comfort levels are upheld with seat heaters, lumbar system, and electric memory. Available in Ebony or Ebony/Pimento trim, these superbly designed seats are the ultimate combination of performance, comfort and style.



**HSE SEAT STYLE**  
**(PERFORATED WINDSOR LEATHER)**



**HSE DYNAMIC SEAT STYLE**  
**(PERFORATED WINDSOR LEATHER)**



**AUTOBIOGRAPHY SEAT STYLE**  
**(PERFORATED WINDSOR LEATHER)**


















**SPORT SEAT\***  
**(PERFORATED WINDSOR LEATHER)**

-	-	-	-
-	-	-	-
-	-	-	-
-	-	-	-
■	-	-	-
□	■	-	□
-	-	■	-
-	-	-	-
-	□	-	-
-	■	-	□

## CHOOSE YOUR INTERIOR – COLOUR COMBINATIONS

Now you have chosen your model, you can use this table to select the perfect combination of interior and exterior colour.
















	(A)	(B)	(C)		
COLOURWAYS	EBONY / EBONY (page 74)	ALMOND / ESPRESSO (page 74)	CIRRUS / LUNAR (page 74)		
<b>INTERIOR COLOUR</b>					
Seat colour	Ebony	Ebony with Lunar stitch	Ebony with Ivory stitch	Almond	Cirrus
Carpet	Ebony	Ebony	Ebony	Espresso	Lunar
<b>MODEL</b>					
Pure (fabric)	○	–	–	–	–
SE (grained leather)	○	–	–	○	○
SE Dynamic (grained leather)	–	–	–	○	○
SE Dynamic (perforated grained leather)	–	○	–	–	–
Landmark Edition (perforated grained leather)	–	○	–	–	–
HSE (perforated Windsor leather)	–	–	○	–	○
HSE Dynamic (perforated Windsor leather)	–	–	–	–	○
HSE Dynamic (perforated Windsor Dynamic design leather)	–	○	–	–	–
HSE Dynamic (perforated Windsor Dynamic design leather seats, full Windsor leather interior)	–	○	–	–	–
Autobiography (perforated Windsor leather seats, full Windsor leather interior)	–	–	○	–	○
<b>HEADLINING</b>					
 Ivory headlining	–	–	■	■	–
 Ebony headlining (1)	○	○	○	–	○
 Cirrus headlining	■	■	–	–	■
<b>EXTERIOR COLOUR</b>					
 Fuji White	○	○	○	▲	○
 Narvik Black	○	▲	○	○	○
 Yulong White	▲	▲	▲	○	▲
 Indus Silver	○	○	○	○	▲
 Corris Grey	▲	▲	▲	○	▲
 Kaikoura Stone	○	○	▲	○	○
 Loire Blue	○	○	○	○	▲
 Moraine Blue (2)	–	○	–	–	–
 Santorini Black	○	▲	▲	○	○
 Firenze Red	○	▲	○	○	○
 Silicon Silver	○	▲	▲	○	○
 Carpathian Grey	○	○	○	○	▲

■ Standard ▲ Combination is Designer's Choice ○ Combination is Available – Not Available.














The above table is designed as a guide. Please contact your nearest Land Rover Retailer for more information.

(1) Landmark Edition is only available with Ebony headlining. HSE Dynamic has Ebony headlining as standard and Cirrus headlining as optional.



	(D)	(E)	(F)	(G)	(H)	(I)	(J)	(K)
COLOURWAYS	LUNAR / IVORY (page 75)	IVORY / EBONY (page 75)	PIMENTO / EBONY (page 75)	VINTAGE TAN / EBONY (page 75)	LUNAR / ICE (page 76)	IVORY / ESPRESSO (page 76)	ESPRESSO / IVORY (page 76)	IVORY / DARK CHERRY (page 76)
<b>INTERIOR COLOUR</b>								
Seat colour	Ivory / Lunar	Ivory	Pimento / Ebony	Vintage Tan / Ebony	Ice / Ebony	Ivory with Espresso stitch	Ivory / Espresso	Ivory / Dark Cherry
Carpet	Lunar	Ebony	Ebony	Ebony	Lunar	Espresso	Espresso	Dark Cherry
<b>MODEL</b>								
Pure (fabric)	–	–	–	–	–	–	–	–
SE (grained leather)	–	–	–	–	–	–	–	–
SE Dynamic (grained leather)	–	–	–	–	–	–	–	–
SE Dynamic (perforated grained leather)	○	–	–	–	–	–	–	–
Landmark Edition (perforated grained leather)	–	–	–	–	–	–	–	–
HSE (perforated Windsor leather)	–	○	–	–	–	–	–	–
HSE Dynamic (perforated Windsor leather)	–	○	–	–	–	–	–	–
HSE Dynamic (perforated Windsor Dynamic design leather)	○	–	○	○	○	–	–	–
HSE Dynamic (perforated Windsor Dynamic design leather seats, full Windsor leather interior)	○	–	○	○	○	–	–	–
Autobiography (perforated Windsor leather seats, full Windsor leather interior)	–	–	–	–	–	○	○	○
<b>HEADLINING</b>								
 Ivory headlining	■	■	–	○	–	■	■	■
 Ebony headlining	○	○	■	■	○	–	–	–
 Cirrus headlining	–	–	○	–	■	–	–	–
<b>EXTERIOR COLOUR</b>								
 Fuji White	▲	○	○	○	○	○	○	○
 Narvik Black	○	▲	▲	▲	○	○	○	○
 Yulong White	○	○	▲	○	▲	○	○	○
 Indus Silver	○	○	○	○	○	○	○	○
 Corris Grey	▲	○	○	○	▲	○	○	○
 Kaikoura Stone	○	▲	○	○	○	▲	▲	▲
 Loire Blue	○	○	○	○	○	○	○	○
 Moraine Blue (2)	–	–	–	–	–	–	–	–
 Santorini Black	○	▲	▲	▲	○	○	○	○
 Firenze Red	○	○	▲	–	○	○	○	○
 Silicon Silver	○	▲	○	○	○	○	○	○
 Carpathian Grey	▲	○	○	○	▲	○	○	○

## EXCLUSIVE TO CONVERTIBLE

	(A)	(D)	(F)	(G)	(H)
COLOURWAYS	EBONY / EBONY (page 74)	LUNAR / IVORY (page 75)	PIMENTO / EBONY (page 75)	VINTAGE TAN / EBONY (page 75)	LUNAR / ICE (page 76)
<b>INTERIOR COLOUR</b>					
Seat colour	Ebony with Lunar stitch	Ivory / Lunar	Pimento / Ebony	Vintage Tan / Ebony	Lunar / Ice
Carpet	Ebony	Lunar	Ebony	Ebony	Lunar
<b>MODEL</b>					
Dynamic (perforated grained leather)	○	–	–	–	–
SE Dynamic (perforated grained leather)	○	○	–	–	–
SE Dynamic (perforated Windsor Dynamic design leather)	○	○	–	–	–
HSE Dynamic (perforated Windsor Dynamic design leather)	○	○	–	–	–
HSE Dynamic (perforated full Windsor Dynamic design leather seats, full leather interior)	○	○	○	○	○
<b>HEADLINING</b>					
 Ebony headlining	■	■	■	■	■
<b>EXTERIOR COLOUR</b>					
 Fuji White	○	▲	○	○	○
 Narvik Black	▲	○	▲	▲	○
 Yulong White	▲	○	▲	○	▲
 Indus Silver	○	○	○	○	○
 Corris Grey	▲	▲	○	○	▲
 Kaikoura Stone	○	○	○	○	○
 Loire Blue	○	○	○	○	○
 Santorini Black	▲	○	▲	▲	○
 Firenze Red	▲	○	▲	–	○
 Silicon Silver	▲	○	○	○	○
 Phoenix Orange	▲	○	○	○	–
 Carpathian Grey	○	▲	○	○	▲

■ Standard ▲Combination is Designer's Choice ○ Combination is Available – Not Available.

## COLOUR CHOICES

Each interior colourway comes in up to two colour combinations. The image and table shown right detail where each colour of your chosen colourway is located within the cabin.



	1	2	3	4	5
COLOURWAYS	DOOR CASING INSERTS	DOOR ARMREST	FACIA TOPPER	DOOR LOWER	FACIA MID-SECTION
(A) Ebony / Ebony	Ebony	Ebony	Ebony	Ebony	Ebony
(B) Almond / Espresso	Espresso	Almond	Espresso	Almond	Almond
(C) Cirrus / Lunar	Cirrus*	Cirrus	Lunar	Lunar**	Lunar**
(D) Lunar / Ivory	Ivory	Lunar	Lunar	Lunar	Lunar
(E) Ivory / Ebony	Ivory	Ivory	Ebony	Ebony	Ebony
(F) Pimento / Ebony	Pimento	Ebony	Ebony	Ebony	Ebony
(G) Vintage Tan / Ebony	Vintage Tan	Ebony	Ebony	Ebony	Ebony
(H) Lunar / Ice	Ice	Lunar	Lunar	Lunar	Lunar
(I) Ivory / Espresso	Espresso	Ivory	Espresso	Ivory	Ivory
(J) Espresso / Ivory	Espresso	Ivory	Espresso	Ivory	Ivory
(K) Ivory / Dark Cherry	Dark Cherry	Ivory	Dark Cherry	Ivory	Ivory

\*Changes to Lunar for Autobiography models only.  
\*\*Changes to Cirrus for Autobiography models only.



## AVAILABLE INTERIOR COLOUR COMBINATIONS

The cabin in Range Rover Evoque embodies the finest of contemporary living. The warmth of wood veneers, superb metal finishes and soft leathers combine to create a sense of home. The attention to detail is everywhere you look and in everything you touch. A wide range of colourways and seat materials are available to suit all tastes.

- A** **Ebony / Ebony** (available on Pure, SE, SE Dynamic, Landmark Edition, HSE, HSE Dynamic, Autobiography and all Convertible models)



Interior shown: Pure Ebony fabric.

- B** **Almond / Espresso** (available on SE and SE Dynamic)




Interior shown: SE grained leather.

- C** **Cirrus / Lunar** (available on SE, SE Dynamic, HSE, HSE Dynamic and Autobiography)




Interior shown: SE grained leather.

**D Lunar / Ivory** (available on SE Dynamic, HSE Dynamic and SE Dynamic Convertible)




Interior shown: SE Dynamic perforated grained leather.

**E Ivory / Ebony** (available on HSE and HSE Dynamic)




Interior shown: HSE perforated Windsor leather.

**F Pimento / Ebony** (available on HSE Dynamic only)



Interior shown: HSE Dynamic perforated Windsor leather.

**G Vintage Tan / Ebony** (available on HSE Dynamic only)



Interior shown: HSE Dynamic perforated Windsor leather.

**H Lunar / Ice** (available on HSE Dynamic only)



Interior shown: HSE Dynamic perforated Windsor leather.

**I Ivory / Espresso** (available on Autobiography only)



Interior shown: Autobiography perforated Windsor leather.

**J Espresso / Ivory** (available on Autobiography only)



Interior shown: Autobiography perforated Windsor leather.

**K Ivory / Dark Cherry** (available on Autobiography only)



Interior shown: Autobiography perforated Windsor leather.



# INTERIOR FINISHERS


Now you have chosen your interior colour combination, choose one of eight interior finishers. For full availability and designer's choices, please see the colour and trim matrix on pages 70-72.



Satin Brushed Aluminium




Dark Satin Brushed Aluminium



Textured Aluminium



Dark Sport Textured Aluminium




Gloss Black Strata\*



Botanical Aluminium



Dark Grey Oak Wood\*



Figured Macassar Wood\*

\*When these horizontal trim finishers are selected the centre console finisher will become Satin Brushed Aluminium.

# 6

## LAND ROVER GEAR



Range Rover Evoque is so capable and adaptable it can get straight to work across a huge variety of vastly differing conditions and roles. Even so, some owners want to add their own stamp of individuality by tailoring their Range Rover Evoque to their specific needs with a range of stylish, practical accessories that are tough, versatile and bring an opportunity for personalisation.

Importantly, these accessories can be added by your Land Rover Retailer at any stage during the vehicle's life – not just when it's new. Naturally, Land Rover Accessories are designed, tested and manufactured to the same exacting standards as the original equipment fitted to your vehicle.

DESIGN



**Side Tubes – Bright Finish\***  
VPLVP0184 – Pure, SE, SE Dynamic and HSE  
VPLVP0202 – Landmark Edition, HSE Dynamic and Autobiography  
Side Tube – Brushed Finish\* (not shown)  
VPLVP0229 – Convertible

Stainless steel side tubes provide an off-road inspired appearance, designed to complement the vehicle's exterior style.



**Fixed Side Steps\*\***  
VPLVP0225 – Pure, SE, SE Dynamic and HSE  
VPLVP0208 – Landmark Edition, HSE Dynamic and Autobiography

Complete with a rubber tread mat and brushed stainless steel trim, the fixed side steps provide easy access/exit to the vehicle's cabin and aids access to the roof. With embossed Range Rover branding, exterior bright work and Bright anodised aluminium edge trim finish, they complement vehicle exterior styling cues.



**Alloy Wheel**  
VPLVW0113 – 19" 10 spoke 'Style 103' with Technical Gold Finish\*\*

Personalise your vehicle with a selection of alloy wheels featuring a wide range of contemporary and dynamic designs.



**Illuminated Sill Treadplates**  
VPLVS0078AAM – Espresso† (Coupé)  
VPLVS0314AAM – Espresso† (Five-door)  
VPLVS0078PVJ – Ebony (Coupé)  
VPLVS0314PVJ – Ebony (Five-door)  
VPLVS0078LAA – Lunar (Coupé)  
VPLVS0314LAA – Lunar (Five-door)  
VPLVS0314CJB – Cherry (Five-door)

Driver and passenger's front door sill treadplates add style to the vehicle and protect the sill trim from scuffs and scrapes. Co-ordinates with your vehicle's interior and subtly illuminates Range Rover script when the front doors are open.



**Personalised Sill Treadplates†**  
Personalised illuminated treadplates allow you to choose a personalised message using an approved set of fonts/typefaces which will be highlighted in White illumination when the front doors are open.

**Union Jack Sill Treadplates (not shown)**  
Driver and passenger's front door sill treadplates add style to the vehicle and protect the sill trim from scuffs and scrapes. Co-ordinates with your vehicle's interior and the Union Jack adds a distinctly British style.



**Sport Pedal Covers**  
VPLHS0044 – Automatic (shown above)  
VPLHS0045 – Manual  
VPLVS0178 – Sport Footrest – Automatic

Stainless steel Bright finish sports pedal covers are easy to fit and feature hidden fixings for a clean finish. Complementing the sports pedals, the footrest is manufactured from stainless steel and features a Satin finish.

\*Fitting of side steps or side tubes may effect the off-road capability of the vehicle \*\*Rim only. Centre caps available separately  
†Not available on Convertible ‡Please contact your nearest Land Rover Retailer for feature availability.  
Please note all images in the accessory section are representative of the features advertised not vehicle specification.



## TOURING



**Luggage Roof Box\*<sup>Δ</sup>**  
VPLVR0062

Roof mounted luggage box with Gloss Black finish. Opens from both sides and is lockable for security. Includes power-grip mounting for easy and quick fixing to the roof bars. External dimensions: 1,750mm long, 820mm wide, 450mm high. Volume 410 litres. Maximum payload 75kg.\*\*



**Luggage Carrier\*<sup>Δ</sup>**  
LR006848

Flexible rack system to facilitate roof carrying. Offers up to a 75kg load carrying capacity. Maximum payload 62.6kg.



**Loadspace Rails<sup>Δ</sup>**  
VPLVS0102  
**Loadspace Retention Kit\*<sup>Δ</sup>**  
VPLCS0324

The loadspace retention kit consists of a pack of attachments that fix into the loadspace rails via a quick lock/quick release system to help provide a comprehensive and flexible solution for retaining luggage and other items within the loadspace. The attachment pack includes a retractable strap with inertia reel and telescopic rod.



**Towing System – Detachable Tow Bar**  
VPLVT0166

The detachable tow bar system is easily removed to give the vehicle a clean look and can tow a trailer with a 2,000kg load capacity (Convertible 1,500kg). Lockable for security. A target tracking sticker is required for vehicles fitted with trailer assist option.



**Towing System – Fixed Height Flanged Tow Bar**  
VPLVT0170

Range Rover Evoque bolt-on flanged tow ball system with a 2,000kg load capacity (Convertible 1,500kg). A target tracking sticker is required for vehicles fitted with trailer assist option. 13 pin electrics is required for fitment (VPLHT0061).



**Towing Electrics – 13 Pin<sup>†</sup>**  
VPLHT0061

European-style towing electrics, capable of supplying all trailer rear lighting and interior equipment power. 13 pin socket kit complete with all fixings.

SPORTING



Roof Rails\*<sup>Δ</sup>  
VPLVR0085 – Silver Finish  
VPLVR0086 – Black Finish

Roof rails facilitate easy fitment of cross bars for roof carrying. Pre-set positioning points ensure cross bars are fixed in optimum position for weight distribution and dynamics. Vehicle height when fitted: Range Rover Evoque 1,640mm, Range Rover Evoque Coupé 1,609mm. Maximum permissible load capacity 71.8kg.

Silver Roof Trim Finisher  
VPLVR0088 – Solid Roof  
VPLVR0089 – Panoramic Roof (see MB for reference)




Crossbars\*<sup>Δ</sup>  
VPLVR0073

Silver finish, adjustable position cross bars for vehicles fitted with roof rails. Aerodynamic profile designed to minimise drag and noise. Lockable for security and incorporating a T-slot to carry the Land Rover roof mounted accessory range. Vehicle height when fitted: Range Rover Evoque 1,720mm/ Range Rover Evoque Coupé 1,697mm. Maximum permissible load capacity 71.8kg.\*\*



Aqua Sports Carrier\*<sup>Δ</sup>  
VPLGR0107 – Single  
VPLWR0099 – Twin (shown above)

Aqua Sports Carrier can be used to transport a variety of aqua sport gear, feature includes lockable multi-purpose holder to carry a mast, oars or paddles. Tilts to facilitate easy loading/unloading. Features lockable straps and rubber supports to maintain optimum weight distribution whilst protecting the equipment and vehicle from scratches/scuffs.



Ski / Snowboard Carrier\*<sup>Δ</sup>  
LR006849

Carries four pairs of skis or two snowboards and incorporates slider rails for easy loading, is also lockable for security. Maximum payload 36kg.\*\*


Ski Bag  
VPLGS0166

The Land Rover padded ski/snowboard bag carries up to two pairs of skis and poles up to 180cm long. It is manufactured from durable 600D polyester and features removable shoulder straps.



Tow Bar Mounted Bike Carrier\*<sup>Δ</sup>  
VPLVR0067 – Two Bike Carrier      VPLVR0069 – Three Bike Carrier

The tow bar mounted bike carrier features a one hand, quick attach/release tow bar coupling mechanism and can be tilted away from the vehicle, by use of a foot pedal, to allow easy access into the rear tailgate. The tailgate can be opened with carrier in deployed/folded position. Manufactured from aluminium and other lightweight materials, the bike carrier also features a rear lighting and licence plate mount and it is lockable for security. Maximum load capacity 40kg. 50mm tow ball and 13 pin towing electrics are required for fitment.



Flexible Loadspace Protector<sup>Δ</sup>  
VPLVS0090

Heavy duty flexible fabric helps protect loadspace up to window height and covers loadspace floor with second row seat backs covered. Includes general purpose gloves. Not applicable with full height or half height luggage partition.

\*Requires loadspace rails – VPLVS0102 for fitting

\*\*Not suitable for caravans, trailers or lighting boards fitted with rear mounted LED light kits    <sup>Δ</sup>Not available on Convertible.

## OUTDOOR



**Luggage Partition Full Height\***  
VPLVS0221 – Coupé  
VPLVS0220 – Five-door

Designed to prevent luggage from entering the passenger compartment. Easily removed. Complies with ECE-17 regulation. Not applicable with loadspace liner tray, loadspace organiser, flexible loadspace protector or loadspace seatback stowage bag.



**Loadspace Rubber Mat**  
VPLVS0091 – Coupé and Five-door  
VPLVS0304 – Convertible

Black, waterproof loadspace rubber mat with retaining lip. Offers protection of the loadspace floor.



**Loadspace Treadplate Finisher\***  
LR039098

Manufactured from stainless steel with a Brushed finish, the rear loadspace treadplate finisher provides protection for the loadspace trim when loading or unloading. Only available on Pure models.



**Mudflaps**  
Front\*  
VPLVP0065 – Pure, SE, SE Dynamic and HSE  
VPLVP0066 – Landmark Edition, HSE Dynamic and Autobiography

Mudflaps are a popular upgrade for reducing spray and ensuring paintwork is protected from debris and dirt. Designed to complement vehicle exterior design.



Rear\*\*  
VPLVP0069 – Pure, SE, SE Dynamic and HSE  
VPLVP0070 – Landmark Edition, HSE Dynamic and Autobiography



**Rubber Mat Set**  
LR045097 – Coupé and Five-door  
VPLVS0311 – Convertible  
Rubber footwell mats help provide protection from general dirt.

**Union Jack Style Rubber Mat Set**  
(not shown)  
VPLVS0306 – Coupé and Five-door  
VPLVS0308 – Convertible

The Range Rover Evoque Union Jack rubber mats add a unique character to your vehicle and help protect the driver and passenger footwell carpet.



**Front Waterproof Seat Covers with Standard Headrest\*\***  
VPLVS0070PVJ – Ebony (Coupé)  
VPLVS0071PVJ – Ebony (Five-door)  
VPLVS0070SVA – Almond\* (Coupé)  
VPLVS0071SVA – Almond\* (Five-door)

Protect the seats from wet, dirty clothes as well as general wear and tear. Simple to fit and fully machine washable. Seat covers have been treated to meet automotive flammability standards.



OTHER



**Carbon Fibre Mirror Covers**  
VPLVB0145  
Stunning high grade Carbon Fibre mirror covers, with a High Gloss finish, provide a performance-inspired premium design update.



**Carbon Fibre Side Vents**  
VPLVB0112  
High grade Carbon Fibre side power vents with a High Gloss finish provide a performance-inspired design upgrade.



**Carbon Fibre Bonnet Louvres\***  
VPLVB0113  
Stunning high grade Carbon Fibre bonnet louvres provide a performance-inspired design enhancement to accentuate the distinctive Range Rover Evoque profile.

**Union Jack Mirror Covers**  
(not shown)  
VPLVB0249 – Colour  
VPLVB0248 – Monochrome  
Union Jack mirror covers accentuate the dynamic design of the exterior mirrors, adding a unique British style.



**Luxury Carpet Mat Set**  
VPLAS0202PVJ – Ebony (shown above)  
VPLAS0202AAM – Espresso\*  
VPLAS0202LAA – Lunar  
Luxurious, 2.05g/m<sup>2</sup> deep pile carpet mat set with waterproof backing.



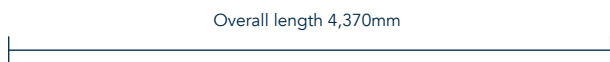
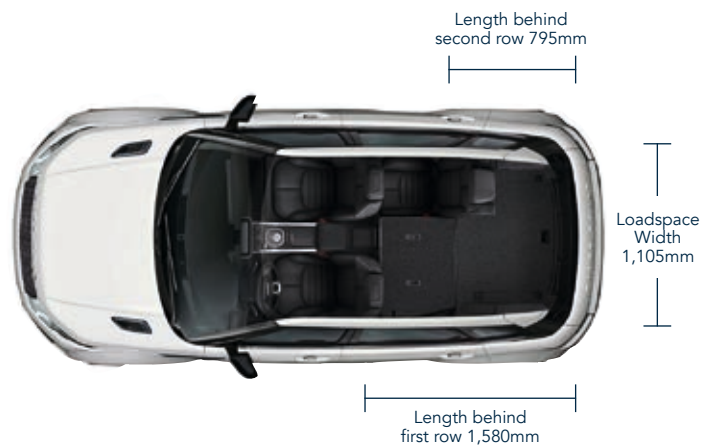
**Sunshade\***  
**Side Windows**  
VPLVS0321 – Coupé  
VPLVS0322 – Five-door  
**Rear Tailgate**  
VPLVS0320 – Coupé and Five-door (shown above)  
Easy to install or remove these sun blinds provide increased comfort helping to protect the interior from heat and glare of the sun.



**Gearshift Paddles**  
VPLVS0187MMU – Aluminium  
VPLVS0187CAY – Red  
Complete the look and feel of your steering wheel with premium aluminium paddles. Gearshift paddles are machine polished, anodised and hand brushed to provide exceptional wear resistance with a premium finish.

\*Only available on models with bonnet louvres fitted as standard.

## DIMENSIONS AND CAPABILITIES



### Standard Ride Height

With roof antenna 1,625mm\* / 1,660mm\*\*

### Headroom

Maximum front headroom (without panoramic roof) 965mm\* / 990mm\*\*  
 Maximum front headroom (with panoramic roof) 995mm\* / 1,025mm\*\*  
 Rear headroom (without panoramic roof) 945mm\* / 965mm\*\*  
 Rear headroom (with panoramic roof) 970mm\* / 1,010mm\*\*

### Loadspace Capacity

Rear seats upright  
 Height 840mm\* / 870mm\*\* Width 1,105mm  
 Loadspace volume 550 litres\* / 575 litres\*\*  
 Loadspace width between arches 1,000mm  
 Rear seats down  
 Loadspace volume 1,350 litres\* / 1,445 litres\*\*  
 Maximum box size (width x height)  
 900mm x 620mm\* / 900mm x 625mm\*\*

### Obstacle Clearance

Standard ride height 211mm

### Turning Circle

Kerb-to-kerb 11.38m  
 Turns lock-to-lock 2.31

### Wading Depth

Maximum wading depth 500mm

Width 1,980mm\* / 1,985mm\*\* mirrors folded  
 Width 2,085mm\* / 2,090mm\*\* mirrors out



Front wheel track 1,621mm

Rear wheel track 1,629mm



	A	B	C
Ride Height	Standard		
Approach Angle	23.2°/17.8°†		
Ramp Angle		22°	
Departure Angle			33°/30°†



Wheelbase 2,660mm



Overall length 4,370mm



**Standard Ride Height**

With roof up 1,609mm

**Headroom**

Maximum front headroom 976mm  
Rear headroom 965mm

**Legroom**

Maximum front legroom 1,095mm  
Rear legroom 866mm

**Loadspace Capacity**

Rear seats upright  
Height 403mm Width 1,105mm  
Loadspace volume 251 litres  
Maximum box size (width x height)  
1,004mm x 446mm

**Obstacle Clearance**

Standard ride height 211mm

**Turning Circle**

Kerb-to-kerb 11.38m  
Turns lock-to-lock 2.31

**Wading depth**

Maximum wading depth 500mm

Width 1,980mm mirrors folded  
Width 2,085mm mirrors out



Ride Height	A	B	C
Standard	Approach Angle	Ramp Angle	Departure Angle
	17.8°	18.5°	31°



Wheelbase 2,660mm





TECHNICAL SPECIFICATION, PERFORMANCE AND KEY DATA

	DIESEL						PETROL	
	2.0L eD4		2.0L TD4		2.0L SD4		2.0L Si4	
	MANUAL*	MANUAL*	MANUAL*	AUTOMATIC	AUTOMATIC	AUTOMATIC	AUTOMATIC	AUTOMATIC
POWER (PS)	150 E-CAPABILITY	150** E-CAPABILITY	180	150**	180	240	240**	290*
<b>ENGINE DATA</b>								
Bore (mm)	83	83	83	83	83	83	83	83
Stroke (mm)	92.35	92.35	92.35	92.35	92.35	92.35	92.29	92.29
Compression ratio (:1)	15.5	15.5	15.5	15.5	15.5	15.34	10.5	10.5
<b>BRAKES</b>								
Front type	Ventilated disc	Ventilated disc	Ventilated disc	Ventilated disc	Ventilated disc	Ventilated disc	Ventilated disc	Ventilated disc
Front diameter (mm)	300	325	325	325	325	349	325	349
Rear type	Solid disc	Solid disc	Solid disc	Solid disc	Solid disc	Solid disc	Solid disc	Solid disc
Rear diameter (mm)	317	317	317	317	317	317	317	317
Park brake	Electric Park Brake (EPB) integrated into brake caliper							
<b>WEIGHTS (kg) (Five-door/Convertible)</b>								
Weight from	1,679	1,735	1,735	1,746 / 2,037	1,746 / 2,037	1,844 / 2,075	1,752 / 2,013	1,833
Maximum laden weight	2,275	2,350	2,350	2,350 / 2,475	2,350 / 2,475	2,400 / 2,500	2,350 / 2,410	2,350
Maximum mass on each axle (front)	1,300	1,300	1,300	1,300 / 1,370	1,300 / 1,370	1,300 / 1,370	1,300 / 1,300	1,300
Maximum mass on each axle (rear)	1,145	1,145	1,145	1,145 / 1,190	1,145 / 1,190	1,145 / 1,190	1,145 / 1,160	1,145
<b>TOWING (kg) (Coupé and Five-door/Convertible)</b>								
Unbraked trailer	750	750	750	750 / 750	750 / 750	750 / 750	750 / 750	750
Maximum towing	1,500	1,800	1,800	2,000 / 1,500	2,000 / 1,500	2,000 / 1,500	1,800 / 1,500	1,800
Maximum coupling point / nose weight	150	150	150	150 / 100	150 / 100	150 / 100	150 / 100	150
Maximum vehicle and trailer combination / Gross train weight	3,775	4,150	4,150	4,350 / 3,975	4,350 / 3,975	4,400 / 4,000	4,150 / 3,910	4,150
<b>ROOF CARRYING (kg)*</b>								
Maximum roof load (including roof rails)	75	75	75	75	75	75	75	75
<b>PERFORMANCE (Coupé and Five-door/Convertible)</b>								
Maximum speed kph (mph)	182 (113)	182 (113)	200 (124)	180 (111) / 180 (111)	195 (121) / 195 (121)	217 (135) / 217 (135)	217 (135) / 217 (135)	231(144) <sup>†</sup>
Acceleration (secs) 0-100kph (0-60mph)	11.2 (10.6)	10.8 (10.3)	10 (9.5)	10 (9.3) / 12 (11.2)	9 (8.5) / 10.3 (9.7)	7.3 (6.9) / 8 (7.5)	7.3 (6.8) / 8.1 (7.6)	6.3 (6.0) / 6.4 (6.0)
Fuel tank capacity – usable (litres)	54	54	54	54 / 54	54 / 54	54 / 54	68.5 / 68.5	68.5
Diesel Particulate Filter (DPF)	■	■	■	■	■	■	-	-

■ Standard – Not Available.

\*Not available on Convertible \*\*Not available on Coupé †If vehicle fitted with 18" wheels the top speed will be 221kph (137mph).

Vehicle shown left is Landmark Edition in Moraine Blue.

Engine availability is market dependent. Please contact your nearest Land Rover Retailer for more information.

## A WORLD OF LAND ROVER



### LAND ROVER EXPERIENCE

Ever since its inception, Land Rover has been ready for anything. Its legendary capability has seen it tackle the most demanding of terrains, in the most difficult conditions. Its versatile interior has become synonymous with comfort and greater loadspace. And its 'can do' attitude has made it the most welcome of vehicles across the globe.

You can be part of the Land Rover story at one of our Land Rover Experience Centres. You can see how each and every one of these iconic vehicles is built. You can take one out onto off-road tracks where your driving skills will be put to the test. Or you can go even further on one of our Adventure Travel holidays to such countries as Tanzania, Iceland or Morocco.

Adventure awaits.

For more information, visit  
[landrover.com/experiences](http://landrover.com/experiences)



### LAND ROVER ONELIFE

As a Land Rover owner, you can look forward to receiving a complimentary copy of Onelife magazine for three years. This award-winning Land Rover magazine is published twice a year and reaches customers in 40 countries. Each issue is filled with the latest Land Rover news and vehicles, insights into the technology and design that shape each vehicle, inspirational journeys and opinions from international experts.

### LAND ROVER FINANCIAL SERVICES

Getting the keys to your very own Land Rover has never been so simple. And it's more affordable than you might think. New or used, for personal or business use, we have an option that puts you in complete control. Please speak to your nearest Land Rover Retailer to find out more.

For more information, visit  
[landrover.com/financialservices](http://landrover.com/financialservices)



### FLEET & BUSINESS

Land Rover is dedicated to being the premium manufacturer of choice for fleets and businesses, by providing a highly attractive range of vehicles and exemplary customer service.

Distinctive, capable and versatile, all Land Rover vehicles deliver low total cost of ownership through strong residual values, competitive service, maintenance and repair costs, and impressive fuel economy and CO<sub>2</sub> emissions.

We are also committed to providing a totally customer-focused aftersales service, which will ensure every Land Rover vehicle is kept on the road and in top condition, in the easiest and most cost-efficient way for businesses.

For more information, visit  
[landrover.com/fleet-and-business](http://landrover.com/fleet-and-business)





## LAND ROVER COLLECTION

The vehicle is just the beginning. The latest Land Rover Collection is now available for you to discover.

A meticulous attention to detail doesn't stop with our vehicles. You'll find the same level of craftsmanship in all of our clothing, travel items and premium gift ideas. So whether you're shopping for yourself or a loved one, you know the quality is assured.

The Land Rover Collection includes ladies and gents clothing, an extensive range of small leather goods such as wallets, portfolios, iPad and iPhone cases along with briefcases and weekender bags. A range of cufflinks and ladies silk scarves add a luxury feel to the collection. There's a kids collection too, with colourful fun clothing, caps and replica model vehicles for them to enjoy.

View the collection online\* at [shop.landrover.com](http://shop.landrover.com) or contact your nearest Land Rover Retailer for more information.



## ROADSIDE ASSISTANCE

Land Rover Assistance provides assistance in motoring emergencies, from immobilisation due to breakdown or accident to minor problems such as punctures. You can rely on our roadside assistance, whatever the situation, wherever you happen to be.

For further details please consult your Warranty Benefits handbook, contact your nearest Land Rover Approved Service Centre or visit [landrover.com/ownership](http://landrover.com/ownership)

**IMPORTANT NOTICE:** Jaguar Land Rover Limited is constantly seeking ways to improve the specification, design and production of its vehicles and alterations take place continually. Whilst every effort is made to produce up to date literature, this brochure should not be regarded as an infallible guide to current specifications, nor does it constitute an offer for the sale of any particular vehicle. Distributors and Retailers are not agents of Jaguar Land Rover Limited by any express or implied undertaking or representation.

All Land Rover Approved Accessories fitted by a Land Rover Retailer within one month or 1.600 kilometres/1.000 miles (whichever occurs first) of the handover of a new registered vehicle will benefit from the same warranty terms and period of cover as the vehicle warranty. Accessories purchased outside of these parameters will be subject to a 12 month unlimited mileage warranty. All Land Rover Approved Accessories are rigorously tested to the same exacting standards as those applied to our vehicles. Performance in extreme hot and cold temperatures, corrosion resistance, impact and airbag deployment highlight some of the exhaustive product testing carried out to ensure accessories are both durable and importantly, continue to comply with current legislation. Some of the accessories featured are not available on all models. Please consult your nearest Land Rover Retailer for more information.

All our accessories are designed to be an integral part of Land Rover vehicles. While many items such as roof carriers are simple to fit, some products require specialist tools and diagnostic equipment to ensure correct integration with the vehicle structure and electrical systems. These products vary from market to market, please consult your Land Rover Retailer who will be pleased to advise you on current specifications and any query you may have.

The colours reproduced here are subject to the limitations of the printing process and may therefore vary slightly from the actual vehicle. The company reserves the right to alter or withdraw any colour finish without notice. Some of these colours may not be obtainable in your country. Please check availability of colours and current specifications with your Land Rover Retailer. Distributors and retailers are not agents of Jaguar Land Rover Limited and have absolutely no authority to bind Jaguar Land Rover Limited to any express or implied undertaking or representation.

Castrol EDGE Professional exclusively recommended by Land Rover.

Vehicle shown on front and back covers is Landmark Edition Five-door in Moraine Blue.

**Jaguar Land Rover Limited** Registered Office:  
Abbey Road, Whitley, Coventry CV3 4LF  
United Kingdom.

Registered in England: Number 1672070

[landrover.com](http://landrover.com)

© Jaguar Land Rover Limited 2017.  
Publication Number: 1L5381810000BXCEN01P

\*Market delivery restrictions apply.

iPad and iPhone are trademarks of Apple Inc., registered in the US and other countries.

