



INSTITUTO NACIONAL DE ESTATÍSTICA
STATISTICS PORTUGAL



**CATALOGUE OF
PRODUCTS AND
SERVICES**

2017 Edition

Technical chart

Title
Catalogue of products and services

Editor
Statistics Portugal
Av. António José de Almeida
1000-043 LISBOA – Portugal

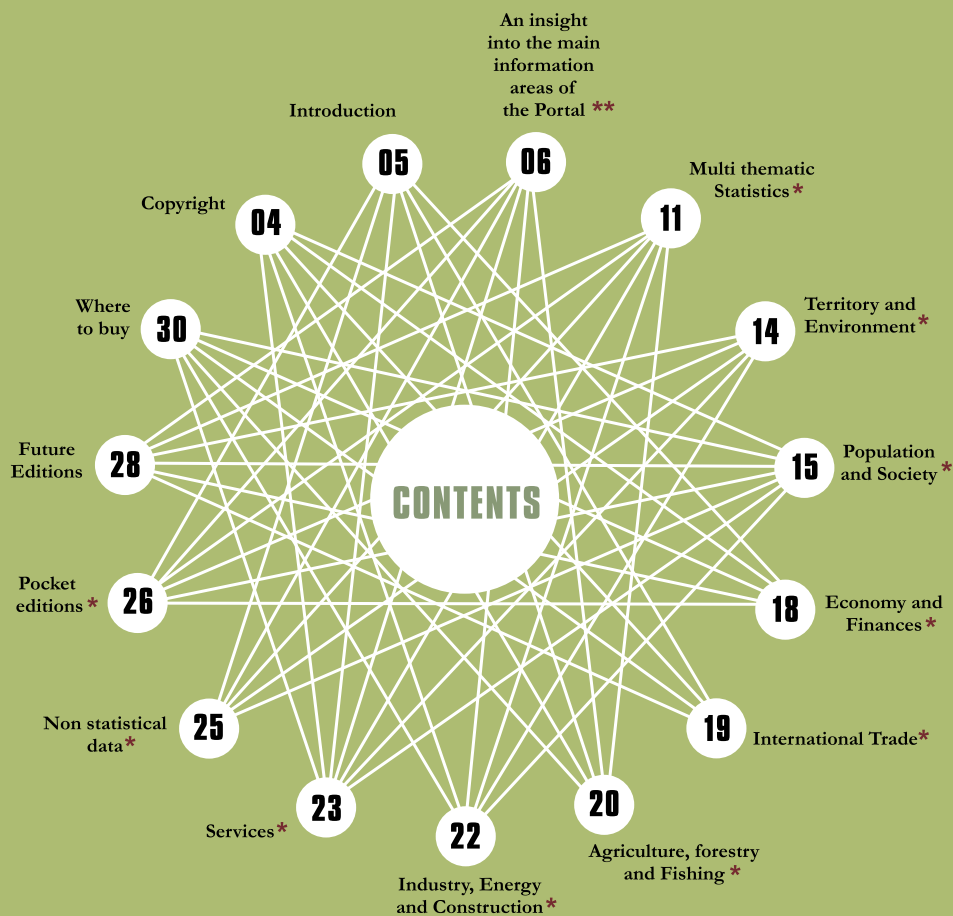
President
Alda de Caetano Carvalho

Cover, graphic composition and printing
Statistics Portugal

ISSN 2184-0679
ISBN 978-989-25-0434-6

Periodicity: annual

CATALOGUE OF PRODUCTS AND SERVICES 2017



* 2017 Editions

** Statistical data; Press releases; Publications; National accounts; Studies; Digital library; Theme dossiers; Calendars; Geographic information; Metadata; Webinq; User area; Census operations subsites (Census + Agricultural census); Statistics Portugal Video Channel on YouTube ("Statistics Portugal broadcast"); Statistics Portugal Mobile; Infographics; Related sites.



Copyright

Statistics Portugal is the sole responsible for the data it disseminates and has full ownership rights over the data according to the Industrial Ownership Code – Decree Law 36/2003 of March 5 and the Copyright Laws and Related Rights – Law 50/2004 of August 24. Access to data does not grant ownership rights to the user. The use of data for other purposes implies, besides normal citation rights, a pre-settled agreement with Statistics Portugal.

The use of data citations property of Statistics Portugal, with the purpose of supporting analysis or studies, with non commercial purposes, should always be referred to by mentioning the source as in the following example:

Source: Statistics Portugal
[Identification of the source document: reference period/editor]

© INE, Lisboa. Portugal, 2017

Reproduction authorized, except for commercial purposes, stating the bibliography source.

INTRODUCTION

The mission of Statistics Portugal is to produce and disseminate, in an effective, efficient and independent manner, high quality official statistical information relevant for the whole society.

The catalogue of products and services from Statistics Portugal presents a selection of services to access statistical data as well as a brief summary of the publications that will be edited in 2017 and the expected date of availability on the Official Statistics Portal at www.ine.pt (henceforth referred to as Portal) and respective paper editions, throughout the year and at the beginning of 2018.

All publications can be accessed free of charge in PDF, XLS and CSV formats on the Portal. The printed publications can also be purchased from Statistics Portugal through the Dissemination Service located at the head office in Lisbon as well as in the delegations of Statistics Portugal in Porto, Coimbra, Évora and Faro.

Statistics Portugal also makes available a print-on-demand service for the publications that originally are not available in paper as well as sold out printed editions.

By accessing Statistical Data through the Portal one can visualize statistical data in the form of tables, maps, graphs and age pyramids (when applicable) and also make changes in a simple and quick way namely in order to obtain finer breakdown levels of data.

The consultation of both the calendar and the catalogue of products and services provided by Statistics Portugal on-line on the Portal is advisable since information updates, whenever necessary, are acknowledged there.

It is also suggested to periodically access other areas with information on Services offered by Statistics Portugal, namely:

- **Available services** – where one can search micro databases for research purposes by theme (options: Services to Clients and Researchers).
- **Events** – includes finished projects or projects planned for the future within the scope of promoting official statistical data and statistical literacy. Option Seminars – Open doors, makes available information about a set of seminars, opened to all those interested, which Statistics Portugal plans to promote in 2017.

The constant update and improvement of contents and services are challenging goals of Statistics Portugal which aims at satisfying and, if possible, surpassing the expectations of users.

You can check that out regularly by accessing the Portal.



An insight into the main information areas of the Portal

Statistical Information:

Statistical Data

Accessible through options:

- Main indicators
- Main tables
- Data bases


The latter option offers two possibilities of Navigation: by List or Tree.

- Territorial statistics
- Age pyramids

The indicators available in this area are accessible in the form of tables, maps, graphs and age pyramids (when applicable), being printable or exportable, in XLS or CSV formats, in the case of the former, and in PNG, JPEG or PDF formats, for the remaining.

- Microdata

Also includes option: Access to Public Use Files (2001 and 2011 census; 2013, 2014 and 2015 Public Museums; 2012 and 2013 Public Hospitals and 2012 Health Centers), with free access (by accepting “conditions of use”).



Press releases

– dissemination, almost on a daily basis, of contents with the first results from statistical operations, according to a previously announced calendar, as well as context information and analysis associated to special days.

Publications

– makes available all publications edited by Statistics Portugal in PDF, XLS and CSV files, if applicable (see also option Digital Bibliography).

Press releases and Publications can also be accessed via a privileged access available in the central area of the Portal.

National Accounts

- presents a substantial set of data organized according to economic principles, accessible through XLS files.

The production of National Accounts is based on the European System of National and Regional Accounts (ESA 2010), that sets a consistent systematic and detailed methodology, with the goal of compiling the related data, assuring the international comparability of the results.

In this area, the following options are available: Macroeconomic Aggregates, Institutional Sectors, Economic Activity Branches, Regional Accounts, Satellite Accounts and International Comparisons.

Studies

- two options are offered: **Studies** – it gathers published articles in statistical magazines edited by Statistics Portugal or elaborated within the scope of the participation of its technicians in Congresses or events alike and **Work documents** – it gathers scientific articles and internal communications as a result of dissertations and doctoral theses from technicians working at Statistics Portugal.

Digital Library

- enables access to publications edited by Statistics Portugal since 1864 until 2000, organized by theme, subtheme, title, period and volume.

Thematic Dossiers

- conceived to facilitate the analysis of certain issues with strategic and social relevance, benefitting from a selective data organization in the Database.

The following Dossiers are available: Territory, Gender, Structural Indicators, Sustainable Development Indicators, Well-fare index and Municipalities.

Calendars

- makes available the Press Releases and Statistical Data Availability Calendars.

Geographic information:

It enables to import the main alphanumeric and geographic data (Data Reference Geographical Base - BGRI) from the Census. For each selected indicator, (Resident population; Present population; Families, Dwellings and Buildings) data is provided on NUTS I, II, III, municipality, parish, statistical section and subsection levels, available in CSV format (automatically exported to Excel) and in shapefile format (a file containing geospatial data in vector format used in Geographic Information Systems, also known as GIS).

Metadata:

Includes and interrelates: Concepts; Classifications; Methodological Documents; Variables and Data Collection Instruments, applicable within the scope of the National Statistical System, offering the needed framework and support to the reading of official statistical data.

WebInq:

Area for the respondents of surveys, where some profiles have also a private area to access statistical data (personalized return of the submitted data).

User's area:

offers relevant advantages to those registered, with the emphasis on:

- e-mail alert reception related to new publications, press releases, studies and indicators, theme by theme;
- Possibility to save predefined or built tables by the user in the Portal;
- possibility to define conditions to automatically update data in the previously recorded tables.

Subsites of census operations:

Census

This subsite replaced the previous Census 2011, with the goal of including the preparation of the 2021 Census. Thus, besides including, on option previous Census, the largest national source on population, households and housing and allowing access to the Census Hub database, from Eurostat (with results from the 2011 Census from all EU and EFTA countries), it also includes other options related to the forthcoming Census operation.

Agricultural Census (RGA) 2009

Relates to the latest Agricultural Census, but also includes data from previous census.

Statistics Portugal videos and YouTube channel (“Statistics Portugal broadcast”)

It mostly disseminates contents related to the official statistical activity, with the goal of promoting statistical literacy.



Statistics Portugal mobile

Bilingual application (Portuguese and English) that enables simple access to data on the Portal, from any mobile device and in any platform, through: Main indicators, Press releases, Calendars and Publications.

Infographics

A set of infographics that allows the comprehension, in a simple and quick way, of the main statistical findings of certain themes with reference to Portugal and, in other cases, to all Member States of the European Union, under the scope of Eurostat.

Related websites

- CSE** – Conselho Superior de Estatística;
- ALEA** – Ação Local de Estatística Aplicada;
- SICAE** – Sistema de Informação da Classificação Portuguesa de Atividades Económicas;
- SEE** – Sistema Estatístico Europeu;
- ESS** – Vision 2020
- Portugal 2020**
- Compete 2020**
- União Europeia** – Fundo Europeu de Desenvolvimento Regional.



2017 Editions

- Multi thematic statistics**
- Territorial and environmental statistics**
- Population and society**
- Economy and finances**
- International trade**
- Agriculture, forestry and fishery**
- Industry, energy and construction**
- Services**
- Non statistical information**
- Pocket editions**

Legend

① Reference period of the main data published or numeration | Maximum geographical breakdown | Periodicity
📄 Paper | 📄/📀 Paper and CD-ROM | 📀 CD-ROM |
@ Newborn-digital (available on the Portal of Statistics Portugal at www.inec.pt)
| ✉ Postage costs



MULTI THEMATIC STATISTICS

Statistical Yearbook of Portugal 2016

📅 2016 | NUTS II | annual |
ISSN 0871-8741 | 1st edition: 1877
@ 4th Q 2017 | PDF/XLS | free |
📄 4th Q 2017 (234 p. A4) | € 16.00+ ✉

The Statistical Yearbook of Portugal is a bilingual (Portuguese and English) reference publication that presents an all-encompassing view of the country, in terms of social, economic and demographic aspects in 2016.

The current edition keeps the structure of 28 sub-chapters grouped into four major themes:

Territory, People, Economic Activity and State. Each sub-chapter starts with an analysis of the main indicators, illustrated by graphic elements.

Available on the Portal of statistics in pdf format, xls tables and csv format, it presents data in time series at NUTS 1 and 2 levels. Whenever data is available on the database, a hyperlink is made available for quick access.

Statistical Yearbook of Norte Region 2016

📅 2016 | Municipality | annual |
ISSN 0871-911-X | 1st edition: 1991
@ 4th Q 2017 | PDF/XLS | free

Statistical Yearbook of Centro Region 2016

📅 2016 | Municipality | annual |
ISSN 0872-5055 | 1st edition: 1993
@ 4th Q 2017 | PDF/XLS | free

Statistical Yearbook of Área Metropolitana de Lisboa 2016

📅 2016 | Municipality | annual |
ISSN 0872-8984 | 1st edition: 1994
@ 4th Q 2017 | PDF/XLS | free

Statistical Yearbook of Alentejo Region 2016

📅 2016 | Municipality | annual |
ISSN 0872-5063 | 1st edition: 1993
@ 4th Q 2017 | PDF/XLS | free

Statistical Yearbook of Algarve Region 2016

📅 2016 | Municipality | annual |
ISSN 0873-0008 | 1st edition: 1995
@ 4th Q 2017 | PDF/XLS | free

The regional statistical yearbooks are a reference publication in the provision of statistical data at regional and municipal level, supporting the reading of regional development trajectories and the study of territorially based problems.

Its thematic structure is based on 26 sub-chapters grouped into four major domains: Territory, People, Economic Activity and State.

At the beginning of each subchapter, a table is presented with a set of synthesis indicators that allow a faster comparison of the positioning of the different territorial units in the phenomena portrayed. The information tables are presented in bilingual format (Portuguese and English) and provide the hyperlinks to access the indicators available in the database on our Portal with the level of geographical breakdown corresponding to that of the edited information.

In order to facilitate access to the statistical data of the different regions (NUTS II) of Portugal, the tables of all Regional Yearbooks (2016 edition) are grouped together in a set of XLSX and CSV files, accessible through thematic dossier: Municipalities.

Territorial Portrait of Portugal 2015

① 2015 | Municipality | biennial |
ISSN 1646-0448 | 1st edition: 2004
@ 3rd Q 2017 | PDF/XLS | free |
📄 3rd Q 2017 (150 p. A4) | € 11.00+ ✉

It highlights, from an analytical perspective, the statistical data of a territorial basis made available by the National Statistical System, exploring topics with territorial relevance centered in three domains: Territorial qualification, Quality of life and cohesion, and Growth and competitiveness.


The sources associated with the Regional Statistical Yearbooks are privileged, using long series of statistical data, in order to capture structural trajectories that differentiate the territories.

In each domain, the analysis is developed with a common structure that contemplates the exposition of the subject under analysis and the systematization of the main conclusions. Each topic of discussion is supported in the analysis of synthetic indicators and in the presentation of graphic and cartographic images.

Monthly Statistical Bulletin 2017

① 2017 | NUTS II | monthly |
ISSN 0032-5082 | 1st edition: 1929
@ month (n) + 18 working days |
PDF/XLS | free

This publication is fundamental to follow the evolution of the socioeconomic situation of the country as it gathers the main monthly and quarterly statistical data, distributed by the chapters: Highlights, National Accounts; Population and Social Conditions; Agriculture, Animal Production and Fisheries; Industry and Construction; Domestic and International Trade; Services; Finance and Business; International comparisons.



TERRITORY AND ENVIRONMENT

Environmental Statistics 2016

🕒 2016 | NUTS II | annual |
ISSN 0872-5276 | 1st edition: 1993
@ 4th Q 2017 | PDF/XLS | free

It presents a detailed analysis of the environment sector, focusing on the dissemination of information using economic, financial and physical analysis contents, statistical tables with synthesis indicators, figures and maps distributed by the chapters: Population and Human activities; Air and climate; Water; Soil, Biodiversity and landscape; Waste; Energy and Transport and Environmental Economics and Finances.

POPULATION AND SOCIETY

Demographic Statistics 2016

① 2016 | NUTS III | annual |
ISSN 0377-2284 | 1st edition: 1890
@ 4th Q 2017 | PDF/XLS | free

In addition to an overall analysis of the demographic situation, it provides the main indicators related to the demographic evolution of the resident population in Portugal: Volume and age structure; Natural and migratory growth; Birth and fecundity; Mortality and life expectancy; Family formation and dissolution (marriages and divorces); International migratory movements, Foreign Population and Acquisition of Portuguese nationality.

The published data is mostly disaggregated at NUTS I and NUTS II levels. It has hyperlinks to the Portal's indicators that allow greater geographic and temporal detail, and provides long series of the main demographic data, with decadal information for the period 1900-1980 and annual from 1980 to 2016.



Culture Statistics 2016

① 2016 | NUTS III | annual |
ISSN 1647-4066 | 1st edition: 1983
@ 4th Q 2017 | PDF/XLS | free

It disseminates the main results related to the supply and demand of goods and services in the cultural sector. Structured in three parts, the publication presents, in the first part, a descriptive analysis of the main results of the cultural and creative activities during 2016 and a table with summary information.

In the second part, it provides, in the form of data tables, information resulting from statistical operations on cross-cutting themes of cultural and creative activities and their different domains: Employment in cultural and creative activities and Consumer price index of goods and services Cultural activities; Enterprises providing cultural and creative activities; International trade in cultural goods; Cultural heritage; Visual arts; Printed materials and literature; Artistic activities and performances; Broadcasting and Public financing of cultural and creative activities.

Causes of Death 2015

① 2015 | NUTS III | annual |
ISSN 2183-5489 | 1st edition: 2015
@ 2nd Q 2017 | PDF/XLS | free

It presents a characterization of mortality by causes of death in Portugal, which covers all deaths of residents and non - residents occurred in the country, during the year 2015.

The statistical data is organized in individual records of 55 groups of causes of death, with reference to the list of the Organization for Economic Cooperation and Development (OECD). For each cause or group of causes of death, the number of deaths by sex, age groups and residence regions is presented, as well as a set of derived indicators.

It also includes data tables, with information disaggregated by NUTS I, II and III, sex and decennial age groups (or by large age groups, such as less than 65 years or 65 and over), a chapter with the methodology and the list of causes of death under analysis, with their ICD-10 codification.

Health Statistics 2015

① 2015 | NUTS III | annual |
ISSN 2183-1637 | 1st edition: 1970
@ 2nd Q 2017 | PDF/XLS | free

It provides the main statistical data on the health sector in Portugal, with a breakdown up to NUTS III level, organized into nine sub-themes: Hospitals; Pharmacies and medicines; Registered health personnel; Births; General mortality; Child mortality; Neonatal mortality; Fetal mortality.

A brief description of the statistical operations that are at the origin of the published data follows, as well as the concepts and classifications used.

Study on the local purchasing power - 2015

① 2015 | Municipality | biennial |
ISSN 0872-5977 | 1st edition: 1993
@ 4th Q 2017 | PDF/XLS | free
📄 4th Q 2017 (75 p. A4) | € 5.00+ ✉

Statistical study based on a factor analysis model, which results allows characterizing the Portuguese Municipalities from the point of view of the purchasing power Three indicators are produced and analyzed at the municipal level: CIP-Indicator per Capita, PPC-Percentage of Purchasing Power (indicator derived from CIP) and FDR-Relative Dynamism Factor.

An application will be made available allowing the interactive consultation of the statistical data and the verification of the indicators produced for territorial units defined by the user.

Household Budget Survey 2015 -2016

① 2015-2016 | NUTS II | every five years |
ISSN 1647-0443 | 1st edition: 2008
@ 2nd Q 2017 | PDF/XLS | free
📖 2nd Q 2017 (100 p. A4) | € 7.00+ ☒

Discloses the statistical results related to the structure of expenses and distribution of income of households resident in Portugal, as well as their respective comfort conditions.

The statistical information is organized in five dimensions: the distribution of households according to different socio-economic characteristics; Average annual expenditure per household; Average income per household; Income per adult equivalent, Poverty and inequality at a regional level; Some indicators of comfort.

In addition to the tables of the publication, an Excel file is available presenting the average annual expenditure of the household up to the 4th level of disaggregation of the Classification of Individual Consumption by Purpose (COICOP).

This publication is the most recent edition of the series of family budget surveys, which began in the 1960s.

ECONOMY AND FINANCES

Monthly economic survey 2017

① 2017 | NUTS I | monthly |
ISSN 1646-9690 | 1st edition: 1990
@ month (n) + 13 working days |
PDF | free

A publication that follows the conjuncture aimed at those who need information about the economic activity, the evolution of private consumption, the investment, the external demand, the labour market and prices.

It contains updated information, presented in order to assess the state of the economy at the time it is observed and to anticipate its probable evolution in the short term.

The analysis is supported by a set of tables and graphs of the main indicators of the Portuguese economy that can be compared with the statistical data presented for the European Union, the United States and Japan.

Note: In 2017 the only editions of this publication corresponded to the months of January, February and March which was discontinued in the meantime with the title being kept in the form of press release available on the official statistics portal.

Enterprises in Portugal 2015

① 2015 | NUTS II | annual |
ISSN 0872-9514 | 1st edition: 2007 |
@ 1st Q 2017 | PDF/XLS | free

It presents the main statistical results that characterize the structure and evolution of the Portuguese business sector, obtained from the Integrated Business Accounts System (IBAS), and based on Regulation (EC) No 295/2008 of 11 March, as regards to structural business statistics.

The available indicators are grouped as follows: Number of enterprises and employment; Income and expenditure; Results; Economic ratios; Balance; Gross fixed capital formation and investment; Financial ratios of enterprises. It should be noted that as a result of the specific characteristics of the different types of statistical units gathered in this publication, it is important to distinguish between, on the one hand, financial and non-financial enterprises and, on the other hand, sole proprietorship enterprises. The main indicators related to high growth enterprises are also available.

Integrated system of input-output matrixes 2013

① 2013 | Portugal
ISSN 1646-9690 | 1st edition: 2017
@ 2nd Q 2017 | PDF/XLS/CSV | free

The publication Integrated System of Input-Output Matrixes presents the matrixes for the Portuguese Economy, concerning the year 2013. Along with this publication, and also in the website of Statistics Portugal (in the section dedicated to National Accounts), it is made available the full set of detailed matrixes (82 x 82 products). This publication builds upon the information from the Press Release of December 2016, since it now includes the final demand multipliers matrixes.



INTERNATIONAL TRADE

International Trade Statistics 2016

① 2016 | NUTS II | annual |
ISSN 0873-0687 | 1st edition: 1796
@ 3rd Q 2017 | PDF/XLS | free

It presents the analysis of the main statistical findings of international trade distributed by the following thematic chapters: overall results; main partner countries; main products and regional data (NUTS II).

Statistics on international trade in goods include statistics on intra-EU trade, obtained from the Intrastat system and from extra-EU trade, based on customs declarations.



AGRICULTURE, FORESTRY AND FISHERY

Farm structure survey 2016

① 2016 | NUTS II | irregular |
ISSN 0871-8040 | 1st edition: 1995
@ 4th Q 2017 | PDF/XLS | free

This survey aims at characterizing the Portuguese agriculture, namely land structure, production systems and agricultural labour force and population. This publication, with statistical data and analysis of results concerning the structure of agricultural holdings in Portugal, includes comparisons with the Agricultural Census 2009 (RA 09) and data from the other Member States of the European Union.

With this publication Statistics Portugal sets the goal of it becoming a reference for the better knowledge of the Portuguese agriculture and contributing to the promotion of the debate and reflection on this economic sector, particularly convenient when a new programming period of the Common Agricultural Policy (CAP 2014-2020) is beginning

① 2016 | NUTS II and Agricultural Regions
| annual | ISSN 0079-4139 | 1st edition: 1945
@ 3rd Q 2017 | PDF/XLS | free

It disseminates a set of statistical data on agriculture as well as on some sectors of the national economy related to the agricultural sector.

Its structure facilitates the understanding of statistical information by providing an analysis in each of its 14 thematic chapters: Plant production; Animal production; Forest production; Agriculture and environment; Agricultural structures; Population; Food, beverage and tobacco industries; International trade; Balance of supply; Food balance; Food safety; Prices in agriculture; Income from agricultural activity and Economic accounts for forestry.

Portuguese Food Balance 2016

① 2016 | NUTS I | every five years |
ISSN 978-989-25-0392-9 | 1st edition: 1999
@ 2nd Q 2017 | PDF/XLS | free

A statistical study that is a fundamental analytical tool for the knowledge of the food and nutritional situation of the Portuguese population, assuming itself as a global food frame, expressed in daily average gross consumption translated into calories, proteins, fats, alcohol and carbohydrates.

Constituting a vast and complex database, the Portuguese Food Scale makes it possible to elaborate various types of numerical analyzes, from the evolution of production and its contribution to food levels, to the way these levels are sustained at the expense of external trade, providing indicators about the internal supply capacity. In this publication, INE updates and disseminates data for the period 2012-2016, extending the scope of analysis to micronutrients and using, where appropriate, comparative analysis with the previous period (2008-2011).

Agriculture and Fishing 2017

📅 2017 | NUTS I | monthly |
ISSN 1647-1040 | 1st edition: 1975
@ 15th working day of the month
| PDF/XLS | free

This publication makes available a set of data on the primary sector distributed by five thematic chapters: Climate; Plant production (agricultural forecasts); Livestock production (slaughtering, poultry and egg production, cow's milk and dairy products); Price index in agriculture (index of prices of agricultural products in the producer and index of prices of the means of production in agriculture) and Fisheries.

The structure of this publication provides, through data, graphs and tables, an opportunity to follow these themes and analyze their evolution through the presented time series.

Fishery Statistics 2016

📅 2016 | NUTS II | annual |
ISSN 0377-225-X | 1st edition: 1970
@ 2nd Q 2017 | PDF/XLS | free

Produced by Statistics Portugal and the Directorate-General for Natural Resources, Safety and Maritime Services, it presents an updated and comprehensive picture of the national fisheries sector as well as of some sectors of the Portuguese economy related to fishing activity.

It is composed of nine thematic chapters: Population involved in fishery activities, accidents and training; Fishing structures; Market for fishery products and organizational structures; Unloads and captures; Aquaculture and salt production; Processing industry of fishery and aquaculture products; International trade; Fishing economy; Main stocks and exploitation levels, which include an analysis of results and the corresponding information tables.



INDUSTRY, ENERGY AND CONSTRUCTION



Industrial Production Statistics - 2016

① 2016 | NUTS I | annual |
ISSN 0872-9298 | 1st edition: 1997
@ 4th Q 2017 | PDF/XLS | free

It presents the results obtained from the Annual Industrial Production Survey (AIPS), which characterize the industrial production in terms of quantities produced and sold, sales value by product, according to harmonized methodologies and product lists within the European Union, in accordance with Regulation (EEC) No 3924/91 of 1991.12.19 and Regulation (EC) No 912/2004 of 2004.04.29.

From 2012 AIPS has improved its coverage and a new calculation method, reasons why the data are not directly comparable with previous years. For a better understanding of the results released, we suggest the reading of the Methodological Note, Concepts and Definitions.

Construction and Housing Statistics - 2016

① 2016 | NUTS III | annual |
ISSN 0377-2225 | 1st edition: 1971
@ 3rd Q 2017 | PDF/XLS | free

It provides a wide range of data on the characterization of the housing stock through data on the licensing of works (building licenses issued by the Municipalities) and completed works (new constructions, extensions, transformations, restorations and demolitions of buildings). From the set of information now available, we emphasize the Dwelling Stock Estimates 1991-2016 and indicators on Works Completed and Building Permits in 2016.

A wide range of indicators integrated in the Urban Operations System of Indicators (SIOU), Statistics on Operations on Real Estate, Annual Survey on Building Enterprises and information on the housing market (sales of family housing, price evolution, bank valuation and evolution of construction costs) are also made available.



SERVICES

Tourism Statistics 2016

① 2016 | NUTS II | annual |
ISSN 0377-2306 | 1st edition: 1970
@ 3rd Q 2017 | PDF/XLS | free

This publication presents a diverse set of data on the International Economic Environment Framework (World Economic Context and International Context - Arrivals of International Tourists), on the Portuguese Economic Tourism Framework (Balance of National Economy and Tourism Activity, Tourism Balance and Cruise Tourism), as well as on the tourist activity, in the perspective of the demand of residents (Travel Survey of Residents: Profile of Tourists, Characteristics of Tourist Travel, Characteristics of Tourism Travel Expenses and Excursions) and on the supply and occupancy in collective tourist accommodation (Hotel activity, Local accommodation and Tourism in Rural Areas, Campsites, Holiday Camps and Youth Hostels), with results disaggregated by nationality of the guests and breakdown in various levels up to NUTS II level.

Transport and Communications Statistics - 2016

① 2016 | NUTS II | annual |
ISSN 0377-2292 |
1st edition: 1977
@ 4th Q 2017 | PDF/XLS | free

It provides the main statistical results on the activity of the transport and communications sectors. After a first analysis and presentation of the national economic context (Integrated Business Accounts System) and European (Eurostat), it continues with five thematic chapters on passenger and/or freight transport: Rail; Road; Maritime and Inland waterways; Airlines; Gas pipelines and pipelines, followed by the chapters on International trade by modes of transport and Communications (postal services and telecommunications). The methodologies, concepts and nomenclatures, which support the statistical data released are presented in the last chapter of the publication.

Trade Statistics - 2016

① 2016 | NUTS II | annual |
ISSN 2182-0147 | 1st edition: 1995
@ 4th Q 2017 | PDF/XLS | free

It disseminates the main statistical results that characterize the Domestic trade sector in Portugal, both at the level of enterprises and establishments. In the first part, it contextualizes the trade in the global business sector through the presentation of the main economic indicators, obtained from the preliminary results of the Integrated Business Accounts System. For Trade enterprises (section G of the EAC), the results of the Business Enterprises Survey (IECom) are presented, in particular on the breakdown of turnover by products sold (CPA nomenclature), covering the automotive, wholesale and retail sectors.

In relation to retail establishments, the main results of the Survey on Large Sized Commercial Units (UCDR) as regards the breakdown of turnover by products sold and other characteristics of the activity of these commercial units are released, according to the food or non-food nature of the establishments, the NUTS II region where they are located, their rank in terms of the total sales area, among other breakdowns.

NON STATISTICAL DATA

Combined Nomenclature 2018

① 2018 | annual | ISSN 1645-2992 |
1st edition:1991
@ 4th Q 2017 | PDF | free

Nomenclature of goods of the European Union (CN) which meets the requirements of international trade statistics (intra-EU and extra-EU) and the customs tariff, in accordance with Article 9 of the Treaty establishing the European Economic Community.

This nomenclature is based on the “Harmonized Commodity Description and Coding System” (HS), subdividing it only where is strictly necessary for external trade statistics, agricultural regulations or the customs tariff. In addition to the mandatory elements of the abovementioned HS, the CN also contains the Complementary Notes to the Chapters (i.e. the notes concerning the CN subdivisions of the HS subheadings), the rates of customs duties and the additional units.

The publication, which is intended for those responsible for providing information on international trade, contains the entire CN, with the exception of customs duties and the corresponding additional indications.

REVSTAT – Statistical Journal

① Vol. 15, no 1, January 2017 | every quarter |
ISSN 1645-6726 | 1st edition: 1996
@ 1st Q 2017 | PDF/XLS | free
☰ 1st Q 2017 (120 p. A4) | € 9.00 + ☒

REVSTAT – Statistical Journal

① Vol. 15, no 2, April 2016 | every quarter |
ISSN 1645-6726 | 1st edition: 1996
@ 2nd Q 2017 | PDF/XLS | free
☰ 2nd Q 2017 (120 p. A4) | € 9.00 + ☒

REVSTAT – Statistical Journal

① Vol. 15, no 3, July 2017 | every quarter |
ISSN 1645-6726 | 1st edition: 1996
@ 3rd Q 2017 | PDF/XLS | free
☰ 3rd Q 2017 (120 p. A4) | € 9.00 + ☒

REVSTAT – Statistical Journal

① Vol. 15, no 4, October 2017 | every quarter |
ISSN 1645-6726 | 1st edition: 1996
@ 4th Q 2017 | PDF/XLS | free
☰ 4th Q 2017 (120 p. A4) | € 9.00 + ☒

Scientific publication of reference, with an exclusive edition in English, consisting of articles of high scientific interest in the areas of Probability and Statistics, which contribute to the dissemination of innovative statistical methods applied to real problems.



POCKET EDITIONS

BILINGUAL BROCHURES (Portuguese and English)

Portugal in Figures 2016

- ① 2016 | annual | ISSN 0871-8725
- @ 4th Q 2017 | PDF | free
- 📄 1st Q 2018 | free | 1st edition: 1970

Organized in four areas: Territory, People, Economic activity and State, it disseminates summarized statistical information of relevant interest to society

Norte Region in figures 2016

- ① 2016 | annual | ISSN 1646-2572
- @ 1st Q 2018 | PDF | free
- 📄 1st Q 2018 | free | 1st edition: 1989

Centro Region in figures 2016

- ① 2016 | annual | ISSN 1646-2556
- @ 1st Q 2018 | PDF | free
- 📄 1st Q 2018 | free | 1st edition: 1999

Área Metropolitana de Lisboa in figures 2016

- ① 2016 | annual | ISSN 1646-2564
- @ 1st Q 2018 | PDF | free
- 📄 1st Q 2018 | free | 1st edition: 1999

Alentejo Region in figures 2016

- ① 2016 | annual | ISSN 1646-253X
- @ 1st Q 2018 | PDF | free
- 📄 1st Q 2018 | free | 1st edition: 1994

Algarve Region in figures 2016

- ① 2016 | annual | ISSN 1646-2548
- @ 1st Q 2018 | PDF | free
- 📄 1st Q 2018 | free | 1st edition: 1994

Organized in more than twenty sub-chapters grouped into four domains: Territory, People, Economic Activity and State, these brochures gather summarized statistical information for each NUTS II region of mainland Portugal.. The presentation of the information, mainly through thematic and graphic maps, allows portraying the socio-economic reality of each of the regions in the national and municipal context.



People 2016

① 2016 | annual | ISSN 1646-2580
@ 1st Q 2018 | PDF | free
📄 1st Q 2018 | free | 1st edition: 2006

It contains summarized statistical information, presented in the form of tables and graphs, on the themes: Population, Education, Culture, Health, Labour Market, Social Protection and Income and Living Conditions. Bilingual pocket book (Portuguese/English)

Economic Activity 2016

① 2016 | annual | ISSN 1646-2599
@ 4th Q 2016 | PDF | free
📄 4th Q 2016 | free | 1st edition: 2007

It provides summarized statistical information that allows a general characterization of the economic activity of Portugal, referring, among others, to the following themes: National Accounts; International Trade; Business; Agriculture and Fisheries; Industry; Construction; Domestic Trade, Tourism and Transportation.

The Iberian Peninsula in figures 2017

① 2017 | NUTS II | annual |
ISSN 1646-0960 | 1st edition: 2004
@ 4th Q 2017 | PDF/XLS | free

Statistics Portugal and Statistics Spain are launching jointly the 14th edition of The Iberian Peninsula in figures. It portrays the situation of Portugal and Spain with regard to a set of indicators covering, in a generic approach, the major themes that characterize the life of our societies, also revealing the position of each country in the context of the European Union, for some Indicators, in thematic areas, such as, technology and the labour market, through education and transport. In some cases, the information is presented in detail and at a regional level.

The exclusively digital edition, originally only in Portuguese-Spanish, is also available in both Portuguese-English and Spanish-English versions.



List of editions

**Statistical Yearbook of
Área Metropolitana de Lisboa 2016**

@ 4th Q 2017

**Statistical Yearbook of
Alentejo Region 2016**

@ 4th Q 2017

**Statistical Yearbook
of Algarve Region 2016**

@ 4th Q 2017

**Statistical Yearbook of
Centro Region 2016**

@ 4th Q 2017

**Statistical Yearbook of
Norte Region 2016**

@ 4th Q 2017

Statistical Yearbook of Portugal 2016

@ 📄 4th Q 2017

People 2016

@ 1st Q 2018

Economic Activity 2016

@ 4th Q 2016

Portuguese Food Balance 2016

@ 2nd Q 2017

Agriculture and Fishing 2017

@ 15th working day of the month

Monthly Statistical Bulletin 2017

@ month (n) + 18 working days

Causes of Death 2015

@ 2nd Q 2017

Enterprises in Portugal 2015

@ 1st Q 2017

Agriculture Statistics 2016

@ 3rd Q 2017

**Construction and Housing
Statistics 2016**

@ 3rd Q 2017

Culture Statistics 2016

@ 4th Q 2017

- Fishery Statistics 2016**
@ 2nd Q 2017
- Industrial Production statistics 2016**
@ 4th Q 2017
- Health Statistics 2015**
@ 2nd Q 2017
- Demographic Statistics 2016**
@ 4th Q 2017
- Environmental Statistics 2016**
@ 4th Q 2017
- Trade Statistics 2016**
@ 4th Q 2017
- International Trade Statistics 2016**
@ 3rd Q 2017
- Tourism Statistics 2016**
@ 3rd Q 2017
- Transport and Communication Statistics 2016**
@ 4th Q 2017
- Study on the Local Purchasing Power 2015**
@ 4th Q 2017
- Farm Structure Survey 2016**
@ 4th Q 2017
- Household Budget Survey 2015 -2016**
@ 2nd Q 2017
- Combined Nomenclature 2018**
@ 4th Q 2017
- The Iberian Peninsula in Figures 2017**
@ 4th Q 2017
- Portugal in Figures 2016**
@ 4th Q 2017
- Área Metropolitana de Lisboa in figures 2016**
@ 1st Q 2018
- Alentejo Region in figures 2016**
@ 1st Q 2018
- Algarve Region in figures 2016**
@ 1st Q 2018
- Centro Region in figures 2016**
@ 1st Q 2018
- Norte Region in figures 2016**
@ 1st Q 2018
- Territorial Portrait of Portugal 2015**
@ 3rd Q 2017
- REVSTAT – Statistical Journal Vol. 15**
no 1, January 2017 - @ 1st Q 2017
no 2, April 2017 - @ 2nd Q 2017
no 3, July 2017 - @ 3rd Q 2017
no 4, October 2017 - @ 4th Q 2017
- Monthly economic survey 2017**
@ month (n) + 13 working days
- Integrated System of Input-output Matrixes 2013**
@ 2nd Q 2017



WHERE TO BUY

You can order these publications at www.ine.pt/Contact us/ask for data or information or you can buy them in Statistics Portugal premises or through fax, mail and e-mail (see *Contacts*).

It is also possible to obtain all publications originally edited in digital support through the *Print-on-demand* service.



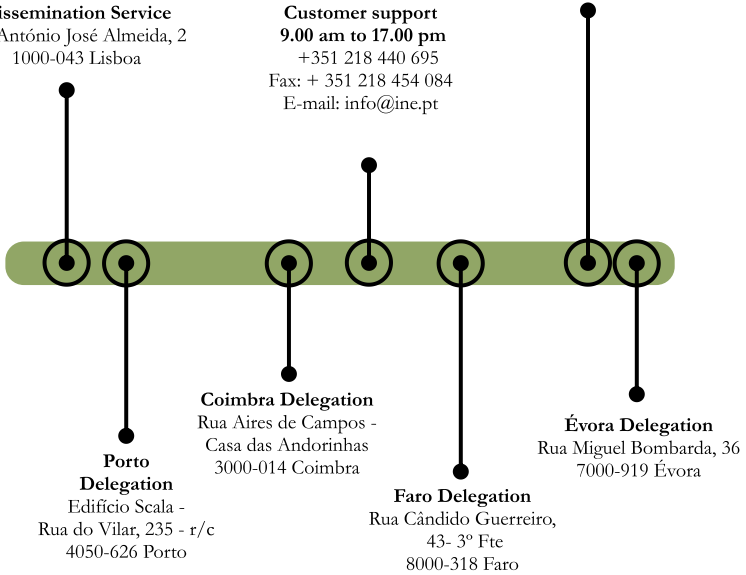
Data requests
 Visit Statistics Portugal at
www.ine.pt
 Access: *Contact us* |
 ask for data or information



Dissemination Service
 Av. António José Almeida, 2
 1000-043 Lisboa



Customer support
9.00 am to 17.00 pm
 +351 218 440 695
 Fax: + 351 218 454 084
 E-mail: info@ine.pt



Postage costs 2017 (regular services)

	Portugal	Europe	Rest of the world
Up to 500 g	€ 1.40	€ 4.25	€ 13.50
From 501g to 2 Kg	€ 3.25	€ 12.30	€ 20.50

Note: Costs according to the entity responsible (CTT)

