

## TECHNICAL DATA SHEET FOR P72

**P72**

### PRODUCT DESCRIPTION

**P72** is designed for the sealing and locking of metal fittings and pipes. The product is a single component anaerobic, medium strength thixotropic, acrylic based product. The product cures when confined in the absence of air between close fitting metal surfaces and prevents leakage and loosening from vibration and shock.

**P72** offers the following characteristics:

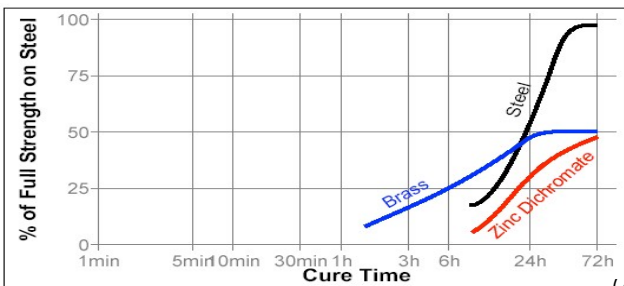
<b>Technology</b>	Acrylic
<b>Appearance (uncured)</b>	White
<b>Chemical Form</b>	Dimethacrylate ester
<b>Cure</b>	Anaerobic
<b>Secondary cure</b>	Activator
<b>Components</b>	Single – requires no mixing
<b>Viscosity</b>	Thixotropic, high
<b>Strength</b>	Medium
<b>Application</b>	Thread sealing
<b>Technology</b>	Acrylic

### PROPERTIES OF UNCURED MATERIAL

	Typical Value
<b>Specific Gravity @ 25°C</b>	1.25
<b>Viscosity @ 25°C</b>	28800 - 77000mPas
<b>Flash Point</b>	See MSDS

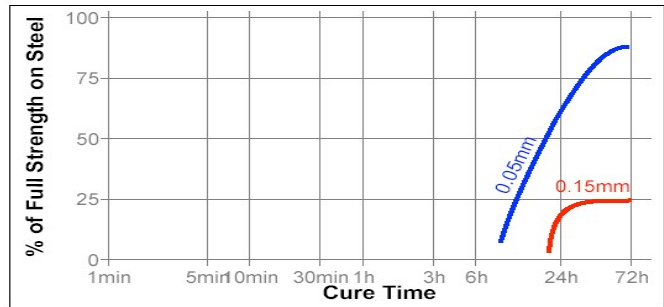
### CURE SPEED VS. SUBSTRATE

The rate of cure is dependent on substrate used. The graph below shows the breakaway strength developed with time on M10 steel bolts and nuts compared to different materials and tested according to ISO 10964.



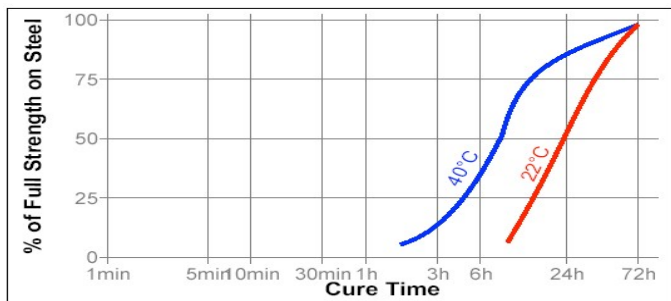
### CURE VS. BOND GAP

The rate of cure will depend on the bond gap. Threaded fasteners gap size is dependent on thread type and quality. The graph below shows shear strength developed with time on steel collars and pins at different controlled gaps and tested according to ISO 10123.



### CURE SPEED VS. TEMPERATURE

The rate of cure is dependent on the ambient temperature. The graph below shows the breakaway strength developed with time at different temperatures on M10 steel bolts and nuts and tested according to ISO 10964.



### CURE SPEED VS. ACTIVATOR

Where the cure speed is unacceptably long or large gaps are present. An activator can be applied to the surface which will improve cure speed.

### TYPICAL PERFORMANCE OF CURED MATERIAL

Physical Properties	Typical Value
Coefficient of Thermal Expansion	80x10 <sup>-6</sup>
Coefficient of Thermal Conductivity	0.10

(After 24 hr at 20-25°C) on M10 steel nuts & bolts)

Adhesive Dispensing Ltd  
55 Alston Drive  
Bradwell Abbey  
Milton Keynes, UK  
MK13 9HB

Telephone Number:  
+44(0)1908 686660

Fax Number:  
+44(0)1908 686836

Adhesive Properties	Typical Value
Breakaway Torque M10 steel bolts & nuts ISO 10964	7Nm
Prevail Torque M10 steel bolts & nuts ISO 10964	3Nm

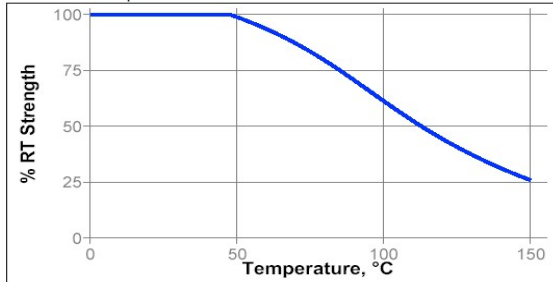
## TECHNICAL DATA SHEET FOR P72

**P72**

### TYPICAL HEAT RESISTANCE

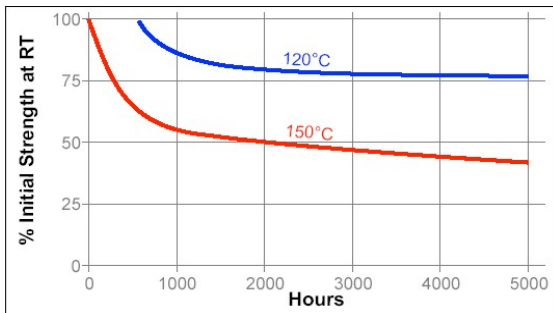
#### HOT STRENGTH

Tested at temperature



#### HEAT AGING

Aged at temperature indicated and tested at 22°C



### GENERAL INFORMATION

This product is not recommended for use in pure oxygen and/or oxygen rich systems and should not be used with chlorine or other strong oxidising materials.

**For information on the safe handling of this product, consult the Material Safety Data Sheet, (MSDS).**

Where washing systems are used to clean the surfaces before bonding, it is important to check the compatibility of the washing solution with the adhesive. In some cases, these solutions can affect the cure and performance of the adhesive. This product is not recommended for use on certain plastics.

### DIRECTIONS FOR USE

1. For optimum performance surfaces should be clean and free of grease.
2. If the material is an inactive metal consider using activator.
3. Shake the product thoroughly before use.
4. Apply several drops to the bolt & nut.
5. Assemble and tighten as required.
6. To prevent the clogging of the nozzle, do not let the tip touch metal surface during application.

### FOR DISASSEMBLY

1. Remove with standard hand tools.
2. In circumstances where hand tools do not work, use localized heat to bolt or nut, disassemble while hot.

### FOR CLEANUP

1. To remove cured product use a combination of solvent and abrasion such as a wire brush.

### PRECAUTION

1. Use proper ventilation, avoid contact with skin and eyes.
2. If contact with skin occurs, rinse with warm water or dissolve gradually with appropriate de-bonder.
3. Do not try to remove forcibly.
4. If adhesive gets into eye, keep eye open and rinse thoroughly. Seek medical attention immediately.
5. Keep well out of reach of children.

### STORAGE

Keep adhesive in a cool, dry place optimal storage 8°C-21°C, is recommended unless otherwise labelled. To prevent contamination of unused material, do not return any product to its original container. For specific shelf life information, contact Adhesive Dispensing Ltd.

**Disclaimer:** The data contained herein are furnished for informational purposes only and are believed to be reliable. However, Adhesive Dispensing Ltd does not assume responsibility for any results obtained by persons over whose methods Adhesive Dispensing Ltd has no control. It is the user's responsibility to determine the suitability of Adhesive Dispensing Ltd products or any production methods mentioned herein for a purpose, and to adopt such precautions as may be advisable for the protection of property and persons against any hazards that may be involved in the handling and use of any Adhesive Dispensing Ltd products. Adhesive Dispensing Ltd specifically refutes all warranties express or implied, including warranties of salability and suitability for a purpose arising from sale or use of Adhesive Dispensing Ltd products. Adhesive Dispensing Ltd further refutes any liability for consequential or incremental damages of any kind including lost profits.