

CORROSION REPAIR GUIDE



ANY PART FOR ANY CAR
OVER 200 BRANCHES NATIONWIDE

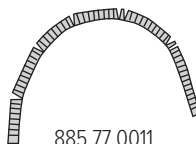


UNIVERSAL

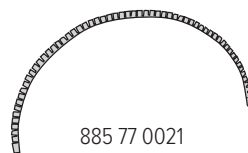
A

B

WHEEL ARCH



885 77 0011



885 77 0021

C

WHEEL ARCH

PART NUMBER

50MM X 1250MM

885 77 0011

20MM X 1250MM

885 77 0021

D

CHASSIS SECTION

F

CHASSIS SECTION - ZINTEC - 18 GAUGE

PART NUMBER

4 INCH X 3 INCH X 48 INCHES OR 102MM X 76MM

883 77 1501

3 INCH X 3 INCH X 48 INCHES OR 76MM X 76MM

883 77 1511

H

2 INCH X 2 INCH X 48 INCHES OR 51MM X 51MM

883 77 1521

2.75 INCH X 2.75 INCH X 48 INCHES OR 70MM X 70MM

883 77 1531

J

SHEET STEEL BLANKS

M

SHEET STEEL BLANKS

PART NUMBER

3FT X 2FT 18 SWG - 915MM X 625MM X 18 GAUGE

883 77 0001

4FT X 2FT 18 SWG - 1250MM X 610MM X 18 GAUGE

883 77 0011

N

5FT X 2FT 18 SWG - 1525MM X 610MM X 18 GAUGE

883 77 0021

3FT X 2 FT 20 SWG - 915MM X 625MM X 20 GAUGE

883 77 0031

P

18 INCH X 18 INCH 20 SWG - 460MM X 460MM X 20 GAUGE

883 77 0041

3FT X 1FT 20 SWG - 915MM X 305MM X 20 GAUGE

883 77 0051

R

5FT X 6INCHES 20 SWG - 1525MM X 152MM X 20 GAUGE

883 77 0061

2FT X 2FT 20 SWG - 625MM X 625MM X 20 GAUGE

883 77 0071

5FT X 1FT 20 SWG - 1525MM X 305MM X 20 GAUGE

883 77 0081

S

4FT X 2FT 20 SWG - 1250MM X 625MM X 20 GAUGE

883 77 0091

4FT X 3FT 20 SWG - 1250MM X 915MM X 20 GAUGE

883 77 0101

5FT X 3FT 20 SWG - 1525MM X 915MM X 20 GAUGE

883 77 0111

T

5FT X 2FT 20 SWG - 1525MM X 625MM X 20 GAUGE

883 77 0121

2FT X 2FT 22 SWG - 625MM X 625MM X 22 GAUGE

883 77 0131

V

4FT X 2FT 22 SWG - 1250MM X 625MM X 22 GAUGE

883 77 0141

5FT X 2FT 22 SWG - 1525MM X 625MM X 22 GAUGE

883 77 0151

A

B

C

D

F

H

J

M

N

P

R

S

T

V

DOOR BOTTOM

| UNIVERSAL DOOR BOTTOM REPAIR SECTION | PART NUMBER |
|--------------------------------------|-------------|
| 122CM X 10CM | 886 77 0011 |
| 122CM X 15CM | 886 77 0021 |

ANGLE SECTION

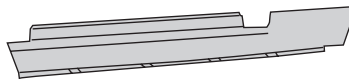
| ANGLE SECTION - ZINTEC - 20 GAUGE | PART NUMBER |
|---|-------------|
| 1 INCH X 1 INCH X 66 INCHES OR 25MM X 25MM X 1767MM | 883 77 0601 |
| 1.5 INCH X 0.5 INCH X 66 INCHES OR 38MM X 13MM X 1767MM | 883 77 0611 |
| 1.5 INCH X 1.5 INCH X 66 INCHES OR 38MM X 38MM X 1767MM | 883 77 0621 |
| 2.5 INCH X 0.5 INCH X 66 INCHES OR 64MM X 13MM X 1767MM | 883 77 0631 |
| 3 INCH X 1.5 INCH X 66 INCHES OR 76MM X 38MM X 1767MM | 883 77 0641 |
| 3.5 INCH X 2.5 INCH X 48 INCHES OR 89MM X 64MM X 1767MM | 883 77 0651 |
| 6 INCH X 0.5 INCH X 66 INCHES OR 153MM X 13MM X 1767MM | 883 77 0661 |
| 3 INCH X 0.5 INCH X 66 INCHES OR 76MM X 13MM X 1767MM | 883 77 0671 |
| 4 INCH X 1 INCH X 66 INCHES OR 102MM X 25MM X 1767MM | 883 77 0681 |
| 5 INCH X 0.5 INCH X 66 INCHES OR 127MM X 13MM X 1767MM | 883 77 0691 |
| 7 INCH X 0.5 INCH X 66 INCHES OR 178MM X 13MM X 1767MM | 883 77 0701 |
| 10 INCH X 0.5 INCH X 66 INCHES OR 254MM X 13MM X 1767MM | 883 77 0711 |
| 0.5 INCH X 0.5 INCH X 66 INCHES OR 13MM X 13MM X 1767MM | 883 77 0721 |
| 4 INCH X 0.5 INCH X 66 INCHES OR 102MM X 13MM X 1767MM | 883 77 0731 |
| 3 INCH X 2 INCH X 66 INCHES OR 76MM X 51MM X 1767MM | 883 77 0741 |
| 2 INCH X 1 INCH X 66 INCHES OR 31MM X 25MM X 1767MM | 883 77 0751 |
| 3 INCH X 1 INCH X 66 INCHES OR 76MM X 25MM X 1767MM | 883 77 0761 |
| 5 INCH X 1 INCH X 66 INCHES OR 127MM X 25MM X 1767MM | 883 77 0771 |
| 2 INCH X 2 INCH X 66 INCHES OR 51MM X 51MM X 1767MM | 883 77 0781 |
| 3 INCH X 3 INCH X 66 INCHES OR 76MM X 76MM X 1767MM | 883 77 0791 |

OVER 200 BRANCHES NATIONWIDE

AUSTIN

A

METRO 1980 - 1994



884 75 0311

B

C

D

| AUSTIN METRO 1980-1994 | YEAR | PART NUMBER | |
|--------------------------|-------|-------------|-------------|
| FULL SILL - 3 DOOR | 80-94 | 884 75 0311 | 884 75 0321 |
| SKIN SILL - 5 DOOR | 80-94 | 884 75 0271 | 884 75 0281 |
| REAR WHEEL ARCH - 3 DOOR | 80-94 | 885 75 0071 | 885 75 0081 |
| REAR WHEEL ARCH - 5 DOOR | 80-94 | 885 75 0091 | 885 75 0101 |

F

MINI 1959 - 2000



H

J

M

N

P

R

S

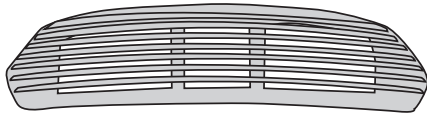
T

V


| AUSTIN MINI 1959-2000 | YEAR | PART NUMBER | |
|---|-------|-------------|-------------|
| RADIATOR GRILLE COOPER 8 BAR CHROME EXTERNAL BONNET RELEASE | | 841 75 0051 | |
| RADIATOR GRILLE 8 BAR CHROME INTERNAL BONNET RELEASE | | 841 75 0121 | |
| RADIATOR GRILLE 11 BAR CHROME EXTERNAL BONNET RELEASE | | 841 75 0061 | |
| RADIATOR GRILLE 11 BAR BLACK EXTERNAL BONNET RELEASE | | 841 75 0101 | |
| RADIATOR GRILLE 11 BAR CHROME INTERNAL BONNET RELEASE | | 841 75 0111 | |
| RADIATOR GRILLE TOP RAIL CHROME | | 841 75 0091 | |
| RADIATOR GRILLE END CHROME | | 841 75 0071 | 841 75 0081 |
| HEADLAMP PANEL CLUBMAN | | 806 75 0011 | 806 75 0021 |
| HEADLAMP MOUNTING RING - 7 INCH | 59-00 | 887 75 0331 | |
| HEADLAMP BOWL STEEL - 7 INCH | 59-00 | 887 75 0341 | |
| BONNET SLAM PANEL | 59-70 | 805 75 0011 | |
| FRONT PANEL COMPLETE | 59-76 | 803 75 0071 | |
| FRONT PANEL COMPLETE | 76-97 | 803 75 0031 | |
| FRONT PANEL COMPLETE | 97-00 | 803 75 0061 | |
| HEADLAMP BEZEL CHROME | 59-00 | 472 75 0001 | |
| BONNET NOT CLUBMAN & MOKE INCL MOULDING SUPPORT | 59-00 | 801 75 0041 | |
| BONNET NOT CLUBMAN & MOKE NO MOULDING SUPPORT | 59-00 | 801 75 0051 | |
| NS FRONT WING WITH REPEATER HOLE WITH ANTENNA HOLE | 85-00 | 802 75 0171 | |
| OS FRONT WING WITH REPEATER HOLE | 85-00 | 802 75 0181 | |

4

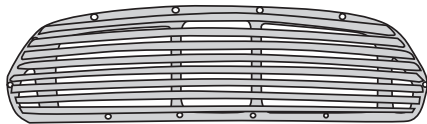
ANY PART FOR ANY CAR



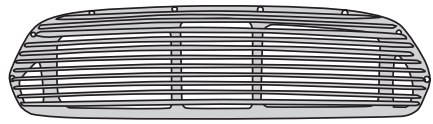
841 75 0051




841 75 0101



841 75 0121



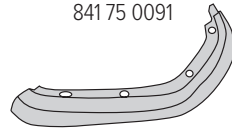
841 75 0111



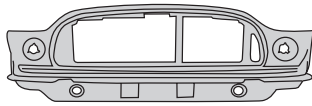
841 75 0061



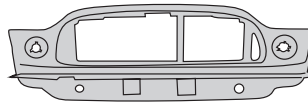
841 75 0091



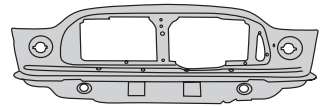
841 75 0071



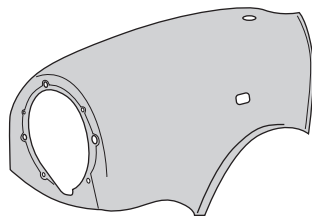
803 75 0071



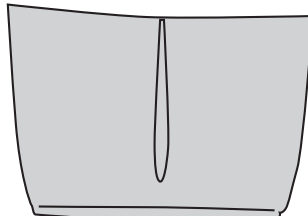
803 75 0031



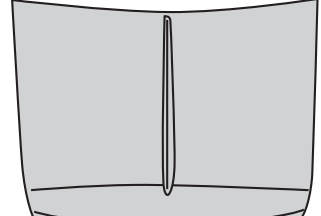
803 75 0061



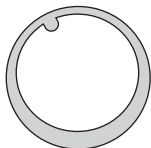
802 75 0171



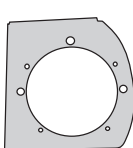
801 75 0041



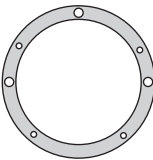
801 75 0051



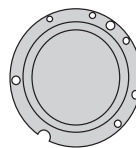
472 75 0001



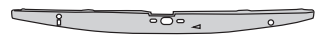
806 75 0011



887 75 0331



887 75 0341



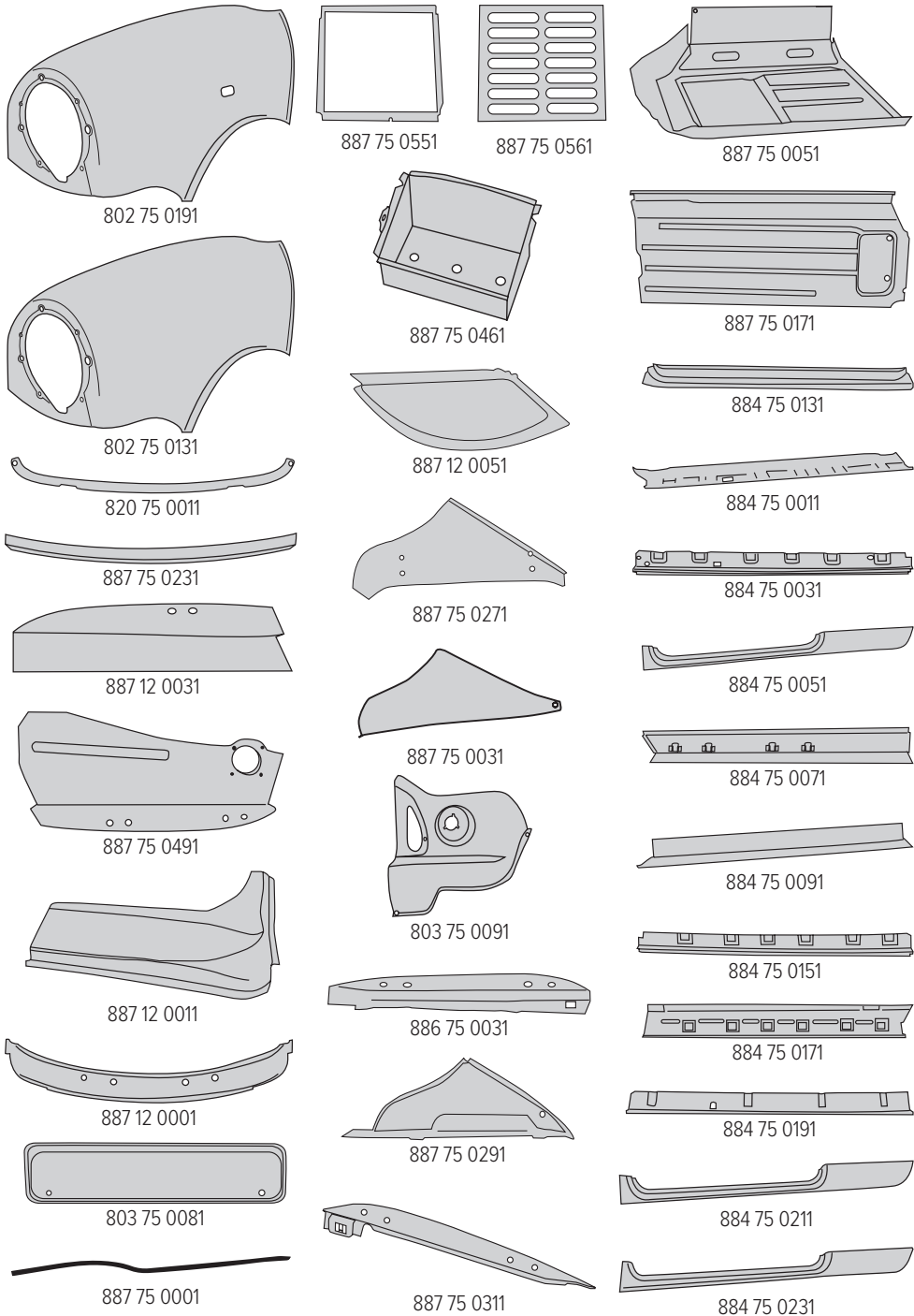
805 75 0011

Discover the world of **optima**

OVER 200 BRANCHES NATIONWIDE

AUSTIN

| | AUSTIN MINI 1959-2000 | YEAR | PART NUMBER | |
|---|--|-------|-------------|-------------|
| A | NS FRONT WING WITH REPEATER HOLE WO ANTENNA HOLE | 85-00 | 802 75 0191 | |
| | FRONT WING WO REPEATER HOLE | 59-85 | 802 75 0131 | 802 75 0141 |
| B | RADIATOR COWL | 59-00 | 887 75 0551 | |
| | RADIATOR COWL VENT | 59-00 | 887 75 0561 | |
| C | BATTERY BOX | 59-00 | 887 75 0461 | |
| | FRONT BUMPER MOUNTING PANEL | 59-00 | 820 75 0011 | |
| | BONNET MOULDING SUPPORT | 59-00 | 887 75 0231 | |
| D | INNER FRONT WING - REAR EDGE | 59-00 | 887 12 0031 | 887 12 0041 |
| | INNER FRONT WING - REAR EDGE COMPLETE | 59-00 | 887 75 0491 | 887 75 0501 |
| F | SCUTTLE PANEL | 59-00 | 887 12 0011 | 887 12 0021 |
| | FULL SCUTTLE PANEL | 59-00 | 887 12 0001 | |
| | UNDER SCUTTLE MK3/CLUBMAN | 70-00 | 887 12 0051 | 887 12 0061 |
| H | DOOR HINGE PANEL - A PANEL | 59-70 | 887 75 0271 | 887 75 0281 |
| | DOOR HINGE PANEL - A PANEL | 70-00 | 887 75 0031 | 887 75 0041 |
| J | FRONT WING SEAM STRIP | 59-00 | 887 75 0001 | |
| | FRONT NUMBER PLATE HOLDER | 59-70 | 803 75 0081 | |
| | FRONT PANEL SECTION | 59-00 | 803 75 0091 | 803 75 0101 |
| M | FRONT FLOOR PANEL | 59-00 | 887 75 0051 | 887 75 0061 |
| | HALF FLOOR COMPLETE - SALOON | 59-70 | 887 75 0171 | 887 75 0181 |
| N | FULL SILL 4 1/2" WIDE SALOON | 59-00 | 884 75 0131 | 884 75 0141 |
| | FULL SILL 4 1/2" WIDE VAN/TRAV | 59-00 | 884 75 0151 | 884 75 0161 |
| | SILL 9" WIDE - SALOON | 59-00 | 884 75 0011 | 884 75 0021 |
| P | SILL AS OE QUALITY | 92-00 | 884 75 0031 | 884 75 0041 |
| | FULL SILL 9" WIDE VAN/TRAV | 59-00 | 884 75 0171 | 884 75 0181 |
| R | SILL AS ORIGINAL - SALOON | 59-70 | 884 75 0191 | 884 75 0201 |
| | SIDE/STEP PANEL - SALOON | 59-70 | 884 75 0211 | 884 75 0221 |
| | SIDE/STEP PANEL - SALOON | 70-00 | 884 75 0231 | 884 75 0241 |
| S | STEP/SIDE PANEL VAN/TRAVELLER/PICK-UP | 59-00 | 884 75 0051 | 884 75 0061 |
| | INNER SILL | 59-74 | 884 75 0091 | 884 75 0101 |
| T | INNER SILL | 74-00 | 884 75 0071 | 884 75 0081 |
| | INNER HINGE PANEL | 59-70 | 887 75 0291 | 887 75 0301 |
| | INNER HINGE PANEL | 70-00 | 887 75 0311 | 887 75 0321 |
| V | INNER DOOR JAMB W/O CHECK STRAP BRACKET | 70-00 | 886 75 0031 | 886 75 0041 |

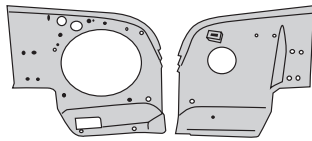


- A
- B
- C
- D
- F
- H
- J
- M
- N
- P
- R
- S
- T
- V

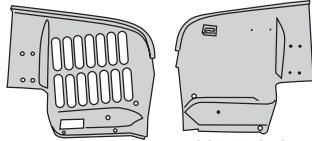
OVER 200 BRANCHES NATIONWIDE

AUSTIN

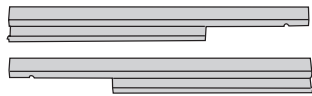
| | AUSTIN MINI 1959-2000 | YEAR | PART NUMBER | |
|---|--|-------|-------------|-------------|
| A | NSF INNER WING | 59-90 | 887 75 0371 | |
| | NSF INNER WING | 90-00 | 887 75 0391 | |
| B | OSF INNER WING | 59-70 | 887 75 0421 | |
| | OSF INNER WING | 70-00 | 887 75 0441 | |
| C | WINDOW REGULATOR CHANNEL | 59-00 | 886 75 0001 | |
| | DOOR SKIN | 59-66 | 886 75 0051 | 886 75 0061 |
| | DOOR SKIN | 66-00 | 886 75 0011 | 886 75 0021 |
| D | LOWER DOOR SKIN | 70-00 | 886 75 0071 | 886 75 0081 |
| | DOOR FRAME BOTTOM | 59-70 | 886 75 0091 | 886 75 0101 |
| F | DOOR FRAME BOTTOM | 70-00 | 886 75 0111 | 886 75 0121 |
| | REAR DOOR SKIN VAN/TRAV | 59-00 | 886 75 0151 | 886 75 0161 |
| | REAR DOOR BOTTOM VAN/TRAV | 59-00 | 886 75 0131 | 886 75 0141 |
| H | REAR FLOOR PANEL | 59-00 | 884 75 0111 | 884 75 0121 |
| | REAR LOWER CORNER REPAIR - SALOON | 59-00 | 887 75 0151 | 887 75 0161 |
| J | INNER REAR WHEEL ARCH | 59-00 | 885 75 0011 | 885 75 0021 |
| | INNER REAR WHEEL ARCH - TOP REPAIR SECTION | 59-00 | 885 75 0151 | 885 75 0161 |
| | REAR WING | 70-00 | 885 75 0031 | 885 75 0041 |
| M | REAR WHEEL ARCH | 59-00 | 885 75 0051 | 885 75 0061 |
| | REAR INNER WHEEL ARCH STIFFENER - SALOON | 59-00 | 887 75 0531 | 887 75 0541 |
| N | JACKING POINT ASSEMBLY - SALOON | 59-00 | 887 75 0011 | 887 75 0021 |
| | CENTRE CROSS MEMBER UNDER SEAT | 59-72 | 887 75 0071 | |
| | CENTRE CROSS MEMBER UNDER SEAT | 72-00 | 887 75 0081 | |
| P | SPARE WHEEL LOCATOR | 59-00 | 887 75 0591 | |
| | REAR SUBFRAME DRY | 59-91 | 810 75 0011 | |
| R | REAR SUBFRAME DRY - INCL EXHAUST BRACKET | 92-00 | 810 75 0021 | |
| | REAR SUBFRAME WET | 59-00 | 810 75 0111 | |
| | SUBFRAME MOUNTING PANEL | 59-91 | 887 75 0351 | |
| S | SUBFRAME RADIUS ARM COVER | 59-00 | 887 75 0571 | 887 75 0581 |
| | REAR VALANCE FILLER - SALOON | 59-00 | 887 75 0091 | 887 75 0101 |
| T | REAR VALANCE FILLER LARGE - SALOON | 59-00 | 887 75 0511 | 887 75 0521 |
| | REAR VALANCE INC FOG LAMP FITTING HOLES - SALOON | 59-00 | 887 75 0451 | |
| | REAR VALANCE CENTRE VAN/TRAV | 59-00 | 887 75 0111 | |
| V | REAR UPPER CORNER PANEL - VAN/TRAVELLER | 59-00 | 887 75 0471 | 887 75 0481 |



887 75 0391 887 75 0441



887 75 0371 887 75 0421



886 75 0001



886 75 0011



886 75 0051



886 75 0071



886 75 0091



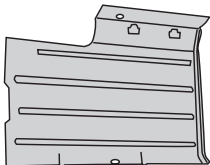
886 75 0111



886 75 0131



886 75 0151



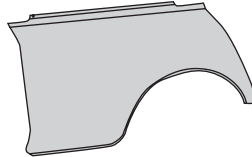
884 75 0111



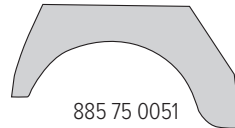
887 75 0151



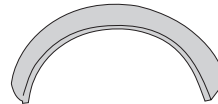
885 75 0011



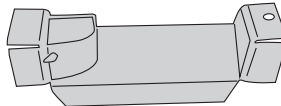
885 75 0031



885 75 0051



885 75 0151



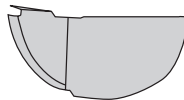
887 75 0011



887 75 0071



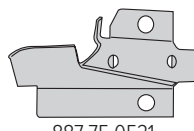
887 75 0081



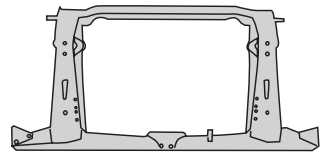
887 75 0091



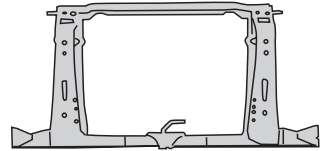
887 75 0351



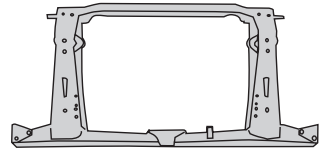
887 75 0531



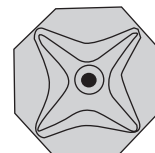
810 75 0111



810 75 0021



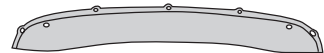
810 75 0011



887 75 0591



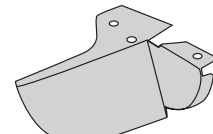
887 75 0111



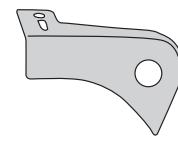
887 75 0451



887 75 0471



887 75 0511



887 75 0571

A

B

C

D

F

H

J

M

N

P

R

S

T

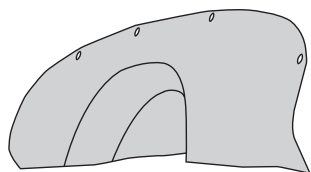
V

OVER 200 BRANCHES NATIONWIDE

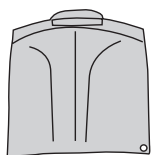
AUSTIN

| | AUSTIN MINI 1959-2000 | YEAR | PART NUMBER | |
|---|--------------------------------|-------|-------------|-------------|
| A | REAR VALANCE - SALOON | 59-00 | 887 75 0121 | |
| | REAR CORNER VALANCE VAN/TRAV | 59-00 | 887 75 0131 | 887 75 0141 |
| B | BOOT FLOOR REAR SECTION | 59-00 | 887 75 0191 | |
| | REAR SUSPENSION CAP | 59-00 | 887 75 0201 | |
| C | BOOT FLOOR SIDE SECTION | 59-00 | 887 75 0211 | 887 75 0221 |
| | BOOT HINGE PANEL MINI | 59-00 | 887 75 0241 | |
| | REAR VERTICAL SEAM STRIP COVER | 59-00 | 887 75 0251 | 887 75 0261 |
| D | BOOT LID - OPEN FRAME | 59-00 | 818 75 0001 | |
| | BOOT LID - CLOSED FRAME | 59-00 | 818 75 0011 | |

F



887 75 0191



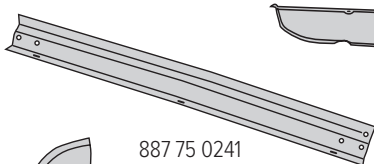
887 75 0201



887 75 0251

H

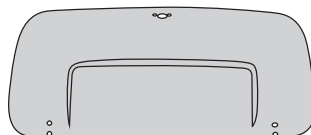
J



887 75 0241



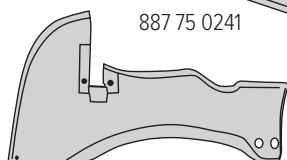
887 75 0121



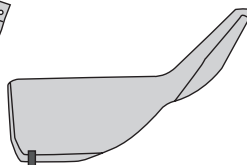
818 75 0001

M

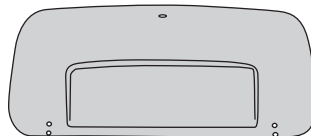
N



887 75 0211



887 75 0131



818 75 0011

P

R

S

T

V





Dynacoat for results that shine

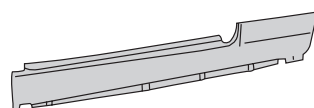
- Simple to use.
- Best colour matching.
- Good value for money.

Three reasons why the Dynacoat paint system has all your refinishing needs covered.

ANY PART FOR ANY CAR

BMW 1600/2002

1966 - 1975



884 11 0031

BMW 1600/2002 1966-1975

FULL SILL - 2 DOOR

YEAR

PART NUMBER

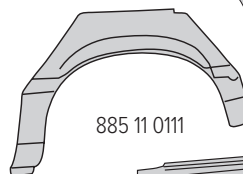
66-75

884 11 0031

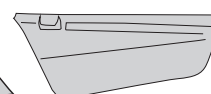
884 11 0041

BMW 3 SERIES (E21)

1975 - 1983



885 11 0111



885 11 0131



884 11 0111

BMW 3 SERIES (E21) 1975-1983

FULL SILL

YEAR

PART NUMBER

75-83

884 11 0111

884 11 0121

REAR WHEEL ARCH

75-83

885 11 0111

885 11 0121

REAR CORNER

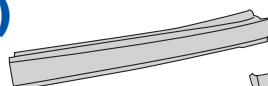
75-83

885 11 0131

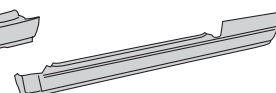
885 11 0141

BMW 3 SERIES (E30)

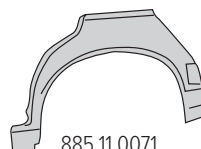
1983 - 1991



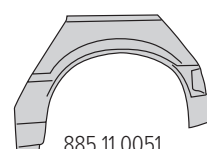
884 11 0071



884 11 0011



885 11 0071



885 11 0051

BMW 3 SERIES (E30) 1983-1991

FULL SILL - 2 DOOR

YEAR

PART NUMBER

83-91

884 11 0011

884 11 0021

FULL SILL - 4 DOOR

83-91

884 11 0071

884 11 0081

REAR WHEEL ARCH - 2 DOOR 83-9/87

83-87

885 11 0011

885 11 0021

REAR WHEEL ARCH - 2 DOOR 10/87-91

87-91

885 11 0051

885 11 0061

REAR WHEEL ARCH - 4 DOOR 10/87-91

87-91

885 11 0071

885 11 0081

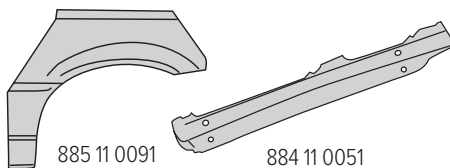
OVER 200 BRANCHES NATIONWIDE

BMW

A

BMW 3 SERIES (E36)

1991 - 1998



B

C

BMW 3 SERIES (E36) 1991-1998

FULL SILL - 4 DOOR

YEAR

PART NUMBER

91-98 884 11 0051 884 11 0061

REAR WHEEL ARCH - 2 DOOR

91-98 885 11 0091 885 11 0101

D

REAR WHEEL ARCH - 4 DOOR

91-98 885 11 0031 885 11 0041

F

BMW 3 SERIES (E46)

1998 - 2005



H

J

BMW 3 SERIES (E46) 1998-2005

FULL SILL - 4 DOOR

YEAR

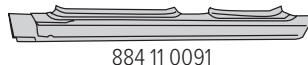
PART NUMBER

98-05 884 11 0151 884 11 0161

M

BMW 5 SERIES (E34)

1988 - 1996



N

P

BMW 5 SERIES (E34) 1988-1996

FULL SILL - 4 DOOR 1MM THICK

YEAR

PART NUMBER

88-96 884 11 0091 884 11 0101

R

S

BMW 5 SERIES (E39)

1996-2003



T

V

BMW 5 SERIES (E39) 1996-2003

FULL SILL - 4 DOOR

YEAR

PART NUMBER

96-03 884 11 0171 884 11 0181

REAR WHEEL ARCH - 4 DOOR

96-03 885 11 0151 885 11 0161

CITROEN BERLINGO

1996 - 2002



884 54 0011

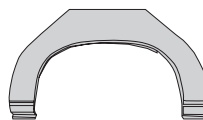
| CITROEN BERLINGO 1996-2002 | YEAR | PART NUMBER | |
|----------------------------|-------|-------------|-------------|
| FULL SILL | 96-02 | 884 54 0011 | 884 54 0021 |
| REAR WHEEL ARCH | 96-02 | 885 54 0011 | 885 54 0021 |

CITROEN RELAY

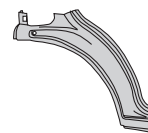
1994 - 2006



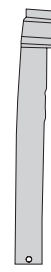
884 65 0191



885 65 0131



885 65 0111



887 65 0011

| CITROEN RELAY 1994-2006 | YEAR | PART NUMBER | |
|------------------------------|-------|-------------|-------------|
| FRONT WHEEL ARCH | 96-06 | 885 65 0111 | 885 65 0121 |
| FULL SILL | 94-06 | 884 65 0051 | 884 65 0061 |
| REPAIR B POST | 94-06 | 887 65 0011 | 887 65 0021 |
| SILL BEHIND B POST - SWB | 94-06 | 884 65 0191 | 884 65 0201 |
| REAR WHEEL ARCH - NOT HANDED | 94-06 | 885 65 0131 | |
| REAR PANEL | 94-06 | 810 65 0011 | |

CITROEN XANTIA

1993 - 2003



884 54 0051

| CITROEN XANTIA 1993-2003 | YEAR | PART NUMBER | |
|-----------------------------|-------|-------------|-------------|
| FULL SILL | 93-03 | 884 54 0051 | 884 54 0061 |
| REAR WHEEL ARCH - HATCHBACK | 93-03 | 885 54 0031 | 885 54 0041 |
| REAR WHEEL ARCH - ESTATE | 93-03 | 885 54 0051 | 885 54 0061 |

OVER 200 BRANCHES NATIONWIDE

CITROEN, DAEWOO, FIAT

A

CITROEN XSARA PICASSO

2000 - 2010



884 54 0031

B

C

CITROEN XSARA PICASSO 2000-2010

YEAR

PART NUMBER

FULL SILL - 4 DOOR

00-10

884 54 0031

884 54 0041

D

DAEWOO MATIZ

1998 - 2005



884 86 0011

F



885 86 0011

H

DAEWOO MATIZ 1998-2005

YEAR

PART NUMBER

FULL SILL

98-05

884 86 0011

884 86 0021

REAR WHEEL ARCH - 5 DOOR

98-05

885 86 0011

885 86 0021

J

FIAT BRAVO

1996 - 2002



M

N

FIAT BRAVO 1996-2002

YEAR

PART NUMBER

FULL SILL - 3 DOOR

96-02

884 65 0151

884 65 0161

REAR WHEEL ARCH - 3 DOOR

96-02

885 65 0091

885 65 0101

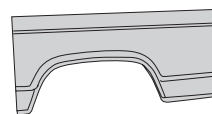
P

FIAT DUCATO


1982 - 1993



886 65 0011



885 65 0031



884 65 0011



884 65 0031

R

S

FIAT DUCATO 1982-1993

YEAR

PART NUMBER

SILL - SHORT

82-93

884 65 0011

884 65 0021

SIDE SILL

82-93

884 65 0031

884 65 0041

FRONT WHEEL ARCH

82-93

885 65 0011

885 65 0021

REAR WHEEL ARCH

82-93

885 65 0031

885 65 0041

FRONT LOWER DOOR SKIN

82-93

886 65 0011

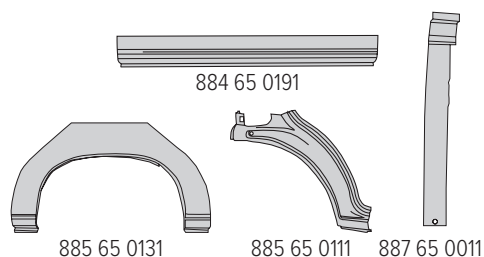
886 65 0021

T

V

FIAT DUCATO

1994 - 2006



| FIAT DUCATO 1994-2006 | YEAR | PART NUMBER | |
|------------------------------|-------|-------------|-------------|
| FRONT WHEEL ARCH | 96-06 | 885 65 0111 | 885 65 0121 |
| FULL SILL | 94-06 | 884 65 0051 | 884 65 0061 |
| REPAIR B POST | 94-06 | 887 65 0011 | 887 65 0021 |
| SILL BEHIND B POST - SWB | 94-06 | 884 65 0191 | 884 65 0201 |
| REAR WHEEL ARCH - NOT HANDED | 94-06 | 885 65 0131 | |
| REAR PANEL | 94-06 | 810 65 0011 | |

FIAT DUCATO

2006 - 2014



| FIAT DUCATO 2006-2014 | YEAR | PART NUMBER | |
|---------------------------------|-------|-------------|-------------|
| SILL BEHIND B POST - 141CM LONG | 06-14 | 884 65 0211 | 884 65 0221 |

FIAT MULTIPLA

1999 - 2011



| FIAT MULTIPLA 1999-2011 | YEAR | PART NUMBER | |
|-------------------------|-------|-------------|-------------|
| FULL SILL - 4 DOOR | 99-11 | 884 65 0171 | 884 65 0181 |

FIAT PANDA

2003 - 2011



| FIAT PANDA 2003-2011 | YEAR | PART NUMBER | |
|----------------------|-------|-------------|-------------|
| FULL SILL - 4 DOOR | 03-11 | 884 65 0231 | 884 65 0241 |

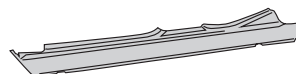
OVER 200 BRANCHES NATIONWIDE

FIAT

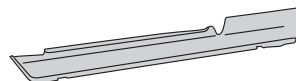
A

FIAT PUNTO

1993 - 1998



884 65 0131



884 65 0111

B

C

FIAT PUNTO 1993-1998

YEAR

PART NUMBER

FULL SILL - 3 DOOR

93-98

884 65 0111

884 65 0121

D

FULL SILL - 5 DOOR

93-98

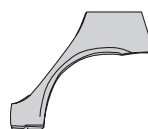
884 65 0131

884 65 0141

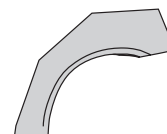
F

FIAT PUNTO

1999 - 2003



885 65 0071



885 65 0051



884 65 0071



884 65 0091

H

J

FIAT PUNTO 1999-2003

YEAR

PART NUMBER

FULL SILL - 3 DOOR

99-03

884 65 0071

884 65 0081

M

FULL SILL - 5 DOOR

99-03

884 65 0091

884 65 0101

REAR WHEEL ARCH - 3 DOOR

99-03

885 65 0051

885 65 0061

N

REAR WHEEL ARCH - 5 DOOR

99-03

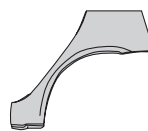
885 65 0071

885 65 0081

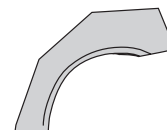
P

FIAT PUNTO

2003 - 2006



885 65 0071



885 65 0051



884 65 0071



884 65 0091

R

S

FIAT PUNTO 2003-2006

YEAR

PART NUMBER

FULL SILL - 3 DOOR

03-06

884 65 0071

884 65 0081

T

FULL SILL - 5 DOOR

03-06

884 65 0091

884 65 0101

REAR WHEEL ARCH - 3 DOOR

03-06

885 65 0051

885 65 0061

V

REAR WHEEL ARCH - 5 DOOR

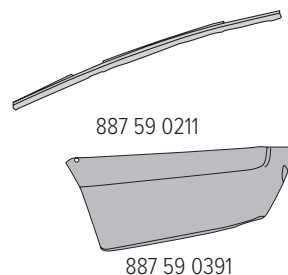
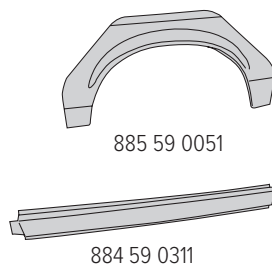
03-06

885 65 0071

885 65 0081

FORD CAPRI

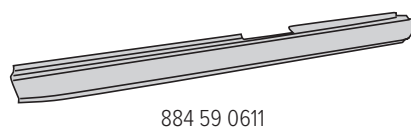
1969 - 1987



| FORD CAPRI MK1 1969-1974 / MK2 1974-1978 / MK3 1978-1987 | YEAR | PART NUMBER | |
|---|-------|-------------|-------------|
| TOP SUSPENSION PLATE | 69-87 | 887 59 1051 | 887 59 1061 |
| UNDER WING SUPPORT PANEL | 69-87 | 887 59 1071 | 887 59 1081 |
| INNER WING MOUNTING BAND / DRIP RAIL | 74-87 | 887 59 0211 | 887 59 0221 |
| FRONT LOWER DOOR JAMB - UNDER FRONT WING | 69-87 | 887 59 1251 | 887 59 1261 |
| FULL SILL | 69-87 | 884 59 0311 | 884 59 0321 |
| REAR WHEEL ARCH | 74-87 | 885 59 0051 | 885 59 0061 |
| REAR LOWER CORNER | 74-87 | 887 59 0391 | 887 59 0401 |
| REAR VALANCE | | 817 59 0051 | |

FORD CORTINA

1974 - 1982



| FORD CORTINA MK3/4/5 1974-1982 | YEAR | PART NUMBER | |
|--------------------------------|-------|-------------|-------------|
| FULL SILL - 4 DOOR | 74-82 | 884 59 0611 | 884 59 0621 |

Discover the world of
optima

OVER 200 BRANCHES NATIONWIDE


FORD

FORD ESCORT MK1

1968 - 1975



| | FORD ESCORT MK1 1968-1975 | YEAR | PART NUMBER | |
|---|--|-------|-------------|-------------|
| A | RADIATOR GRILLE BLACK & CHROME ALUMINIUM ROUND HEADLAMP TYPE | 68-75 | 841 59 1761 | |
| B | FRONT BUMPER CORNER - 1/4 BUMPER | 68-75 | 825 59 0091 | 825 59 0101 |
| C | FRONT BUMPER BRACKETS | 68-75 | 887 59 1391 | 887 59 1401 |
| D | INNER FRONT PANEL - 1600/TWIN CAM | 68-70 | 803 59 0411 | |
| F | FRONT PANEL - ROUND HEADLAMP TYPE - INC AIR HOLES | 68-75 | 803 59 0301 | |
| H | FRONT PANEL - ROUND HEADLAMP TYPE - NO STARTER HANDLE HOLE | 68-75 | 803 59 0351 | |
| H | FRONT PANEL - ROUND HEADLAMP - INCL STARTER HANDLE HOLE | 68-75 | 803 59 0361 | |
| H | FRONT PANEL - SQUARE HEADLAMP TYPE | 68-75 | 803 59 0501 | |
| J | INNER FRONT PANEL | 68-75 | 803 59 0291 | |
| J | INNER FRONT PANEL - 1300GT | 68-71 | 803 59 0401 | |
| J | FRONT CROSSMEMBER | 68-75 | 807 59 0251 | |
| M | RADIATOR SUPPORT PANEL | 68-75 | 806 59 0091 | 806 59 0101 |
| M | HEADLAMP BOWL - STEEL | 68-75 | 887 59 0851 | |
| N | SLAM PANEL | 73-75 | 805 59 0061 | |
| N | SLAM PANEL | 69-73 | 805 59 0051 | |
| N | SLAM PANEL | 68-69 | 805 59 0041 | |
| P | FRONT WING - MEXICO/SPORT | 68-75 | 802 59 0851 | 802 59 0861 |
| P | PAN SUPPORT REINFORCEMENTS AVO/RS - PAIR | 68-75 | 887 59 1411 | |
| R | FRONT INNER WING - COMPLETE | 68-75 | 887 59 0791 | 887 59 0801 |
| R | FRONT INNER WING FULLY DRESSED - MEXICO | 68-75 | 887 59 0931 | 887 59 0941 |
| R | FRONT INNER WING SIDE SUPPORT | 68-75 | 887 59 1371 | 887 59 1381 |
| S | UNDER WING SUPPORT KIT & VERTICALS | 68-75 | 887 59 0811 | |
| S | FRONT INNER WING MOUNTING BAND - REAR PART FLITCH PANEL | 68-75 | 887 59 0871 | 887 59 0881 |
| T | SCUTTLE PANEL - RHD | 68-85 | 887 59 0981 | |
| T | BULKHEAD REPAIR PANEL | 68-75 | 887 59 0861 | |
| V | HEATER BOX | 68-75 | 887 59 0891 | |
| V | HEATER SEALS | 68-75 | 887 59 1181 | |
| V | INNER WING MOUNTING BAND / DRIP RAIL | 68-75 | 887 59 0251 | 887 59 0261 |
| V | LOWER BULKHEAD PANEL - FIREWALL | 68-75 | 887 59 1291 | |
| V | TOP SUSPENSION PLATE | 68-75 | 887 59 0471 | 887 59 0481 |

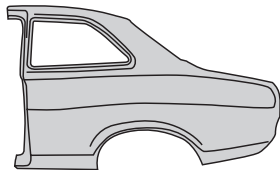


| |
|----------|
| A |
| B |
| C |
| D |
| F |
| H |
| J |
| M |
| N |
| P |
| R |
| S |
| T |
| V |

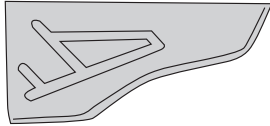
OVER 200 BRANCHES NATIONWIDE

FORD

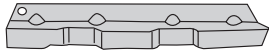
| | FORD ESCORT MK1 1968-1975 | YEAR | PART NUMBER | |
|----------|---|-------------|--------------------|-------------|
| A | SPLASH PANEL | 68-75 | 887 59 0491 | 887 59 0501 |
| | SPLASH SHIELD STIFFENER - 2 PIECES | 68-75 | 887 59 1281 | |
| B | DOOR HINGE PANEL - A POST | 68-75 | 887 59 0751 | 887 59 0761 |
| | FRONT CHASSIS SECTION | 68-75 | 887 59 1231 | 887 59 1241 |
| C | FULL SILL - 2 DOOR | 68-75 | 884 59 0471 | 884 59 0481 |
| | FULL SILL - 4 DOOR | 68-75 | 884 59 1111 | 884 59 1121 |
| | INNER SILL | 68-75 | 884 59 0491 | 884 59 0501 |
| D | UNDER SILL | 68-75 | 884 59 1131 | 884 59 1141 |
| | SILL CLOSING PANEL | 68-75 | 887 59 1211 | 887 59 1221 |
| F | GEARBOX MOUNTING BRACKETS - A PAIR | 68-75 | 887 59 1091 | |
| | GEARBOX TUNNEL BRACKET | 68-75 | 887 59 0991 | |
| | GEARBOX TUNNEL COVER - AUTOMATIC | 68-75 | 887 59 1301 | |
| | GEARBOX TUNNEL COVER - COMPETITION | 68-75 | 887 59 1311 | |
| H | FRONT FLOOR PANEL | 68-75 | 887 59 0071 | 887 59 0081 |
| | REAR FLOOR PANEL | 68-75 | 887 59 0671 | 887 59 0681 |
| J | FLOOR PANEL COMPLETE - SKIN | 68-75 | 887 59 0921 | |
| | FLOOR PAN COMPLETE (FRONT & REAR) | 68-75 | 887 59 0821 | |
| | STEEL FLOOR BUNG | 68-75 | 887 59 1151 | |
| M | CENTRE CHASSIS SECTION LONG | 68-75 | 887 59 0311 | 887 59 0321 |
| | SEAT CROSS MEMBER | 68-75 | 887 59 0341 | |
| N | REAR CHASSIS SECTION | 68-75 | 887 59 1131 | 887 59 1141 |
| | BATTERY TRAY - IN ENGINE COMPARTMENT | 68-75 | 887 59 0091 | |
| | BATTERY TRAY - IN BOOT | 68-75 | 887 59 0101 | |
| P | REAR SKID PANEL | 68-75 | 887 59 1201 | |
| | REAR WHEEL ARCH - SALOON & VAN | 68-75 | 885 59 0331 | 885 59 0341 |
| | INNER WHEEL ARCH | 68-75 | 885 59 0351 | 885 59 0361 |
| R | REAR WING - SALOON | 68-75 | 816 59 1411 | 816 59 1421 |
| | FUEL TANK TROUGH | 68-75 | 887 59 0691 | |
| | SPARE WHEEL TROUGH | 68-75 | 887 59 0701 | |
| S | REAR ATB BRACKET | 68-75 | 887 59 1351 | 887 59 1361 |
| | BOOT FLOOR | 68-73 | 887 59 1101 | |
| T | BOOT FLOOR | 73-75 | 887 59 1121 | |
| | BOOT FLOOR BRACKETS - BOOT FLOOR TO REAR PANEL - 1 PAIR | 68-75 | 887 59 1111 | |
| | REAR PANEL | 68-75 | 810 59 0171 | |
| V | REAR VALANCE - REAR PANEL SKIN ONLY | 68-75 | 810 59 0181 | |
| | REAR BUMPER - CHROME | 68-75 | 832 59 2221 | |
| | REAR BUMPER - CHROME INCL CUT OUT | 68-75 | 832 59 2231 | |



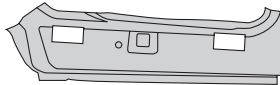
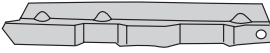
816 59 1411



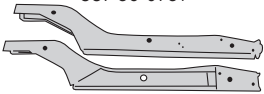
887 59 0491



887 59 1281



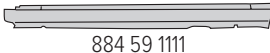
887 59 0751



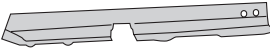
887 59 1231



884 59 0471



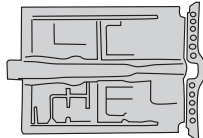
884 59 1111



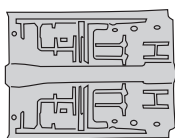
884 59 0491



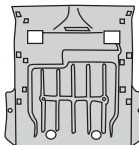
884 59 1131



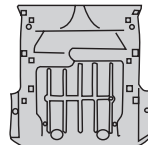
887 59 0821



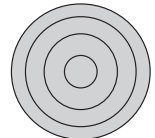
887 59 0921



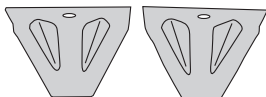
887 59 1121



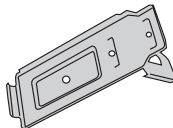
887 59 1101



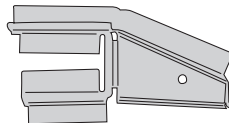
887 59 1151



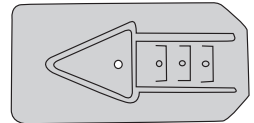
887 59 1111



887 59 0091



887 59 1351



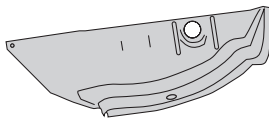
887 59 0101



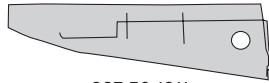
832 59 2221



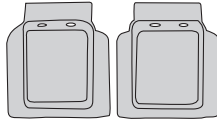
832 59 2231



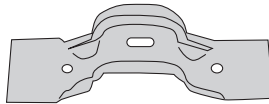
887 59 0701



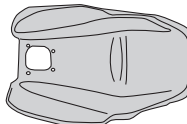
887 59 1211



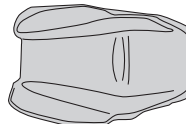
887 59 1091



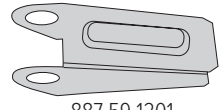
887 59 0991



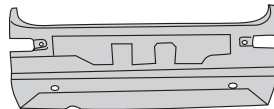
887 59 1301



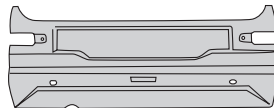
887 59 1311



887 59 1201



810 59 0171



810 59 0181



885 59 0351



885 59 0331



887 59 0341

A

B

C

D

F

H

J

M

N

P

R

S

T

V

OVER 200 BRANCHES NATIONWIDE

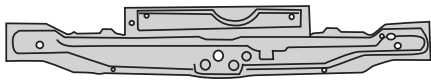
FORD

FORD ESCORT MK2

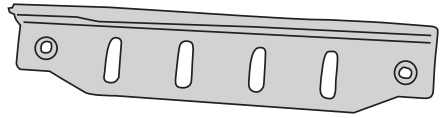
1975 - 1980



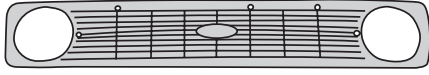
| | FORD ESCORT MK2 1975-1980 | YEAR | PART NUMBER | |
|---|---|-------|-------------|-------------|
| D | RADIATOR GRILLE - ROUND HEADLAMP TYPE | 75-80 | 841 59 1811 | |
| | BONNET SLAM PANEL | 75-80 | 805 59 0071 | |
| F | HEADLAMP PANEL | 75-80 | 806 59 0111 | 806 59 0121 |
| | FRONT PANEL | 75-80 | 803 59 0191 | |
| | FRONT LOWER CROSS MEMBER - RADIATOR SUPPORT PANEL | 75-80 | 807 59 0091 | |
| H | INNER FRONT PANEL | 75-80 | 803 59 0511 | |
| | HEADLAMP BOWL - PLASTIC | 75-80 | 887 59 0901 | |
| J | FRONT INNER WING COMPLETE - LARGE HOLE | 75-77 | 887 59 1011 | 887 59 1021 |
| | FRONT INNER WING COMPLETE - SMALL HOLE | 77-80 | 887 59 1031 | 887 59 1041 |
| | UNDER WING SUPPORT KIT & VERTICALS | 75-77 | 887 59 0811 | |
| M | UNDER WING SUPPORT KIT & VERTICALS | 77-80 | 887 59 0911 | |
| | PAN SUPPORT REINFORCEMENTS AVO/RS TYPE - PAIR | 75-80 | 887 59 1411 | |
| N | BULKHEAD REPAIR PANEL | 75-80 | 887 59 0861 | |
| | FRONT BRAKE BACK PLATE | 75-80 | 887 59 0771 | 887 59 0731 |
| P | INNER WING MOUNTING BAND / DRIP RAIL | 75-80 | 887 59 0271 | 887 59 0281 |
| | FRONT WING - SALOON | 75-80 | 802 59 0751 | 802 59 0761 |
| | TOP SUSPENSION PLATE | 75-77 | 887 59 0511 | 887 59 0521 |
| R | TOP SUSPENSION PLATE | 77-80 | 887 59 0531 | 887 59 0541 |
| | FRONT INNER WING/FRONT SPLASH SHIELD | 75-80 | 887 59 0051 | 887 59 0061 |
| S | SPLASH SHIELD STIFFENER - 2 PIECES | 75-80 | 887 59 1281 | |
| | BATTERY TRAY | 75-80 | 887 59 0111 | |
| | BATTERY TRANSPORT BRACKET | 75-80 | 887 59 0121 | |
| T | FRONT DOOR HINGE PANEL - A POST | 75-80 | 887 59 1331 | 887 59 1341 |
| | HEATER BOX | 75-80 | 887 59 1001 | |
| V | HEATER SEALS | 75-80 | 887 59 1191 | |
| | FULL SILL - 2 DOOR | 75-80 | 884 59 0511 | 884 59 0521 |



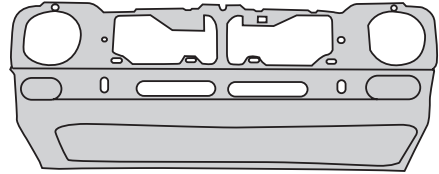
805 59 0071



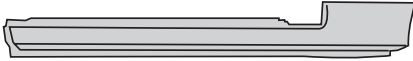
807 59 0091



841 59 1811



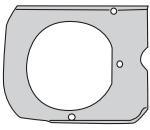
803 59 0191



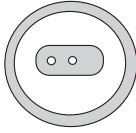
884 59 0511



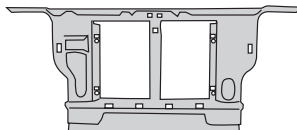
887 59 0271



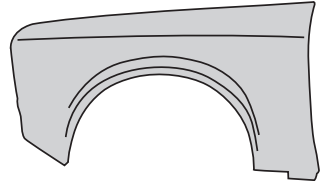
806 59 0111



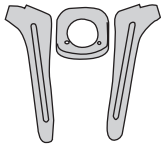
887 59 1191



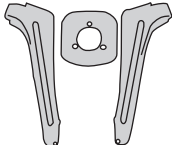
803 59 0511



802 59 0751



887 59 0811



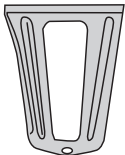
887 59 0911



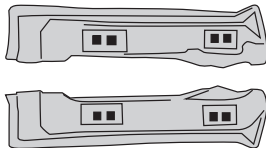
887 59 0861



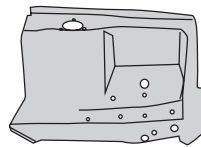
887 59 1001



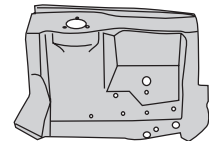
887 59 0121



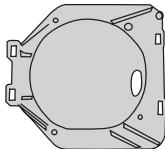
887 59 1331



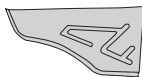
887 59 1031



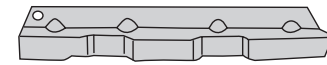
887 59 1011



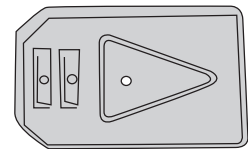
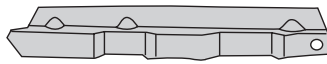
887 59 0901



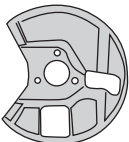
887 59 0051



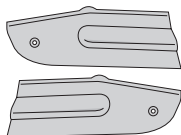
887 59 1281



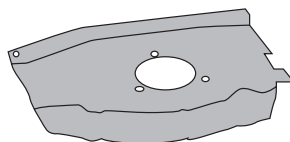
887 59 0111



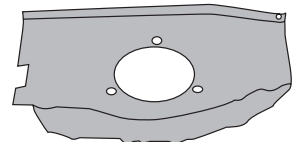
887 59 0771



887 59 1411



887 59 0531



887 59 0511

A

B

C

D

F

H

J

M

N

P

R

S

T

V

FORD

| | FORD ESCORT MK2 1975-1980 | YEAR | PART NUMBER | |
|---|---|-------|-------------|-------------|
| A | INNER SILL | 75-80 | 884 59 0491 | 884 59 0501 |
| | UNDER SILL | 75-80 | 884 59 1131 | 884 59 1141 |
| B | SILL CLOSING PANEL | 75-80 | 887 59 1211 | 887 59 1221 |
| | FRONT FLOOR PANEL | 75-80 | 887 59 0071 | 887 59 0081 |
| C | DOOR SKIN - 2 DOOR SALOON | 75-80 | 886 59 0031 | 886 59 0041 |
| | SEAT CROSS MEMBER | 75-80 | 887 59 0331 | |
| | GEARBOX MOUNTING - A PAIR | 75-80 | 887 59 1091 | |
| D | GEARBOX TUNNEL COVER (AUTOMATIC) | 75-80 | 887 59 1301 | |
| | GEARBOX TUNNEL COVER (COMPETITION) | 75-80 | 887 59 1311 | |
| F | GEARBOX TUNNEL BRACKET | 75-80 | 887 59 0991 | |
| | FUEL TANK TROUGH | 75-80 | 887 59 0691 | |
| | SPARE WHEEL TROUGH | 75-80 | 887 59 0701 | |
| H | REAR FLOOR PANEL | 75-80 | 887 59 0671 | 887 59 0681 |
| | CENTRE CHASSIS SECTION LONG | 75-80 | 887 59 0311 | 887 59 0321 |
| J | REAR CHASSIS SECTION | 75-80 | 887 59 1131 | 887 59 1141 |
| | REAR WHEEL ARCH - 2 DOOR SALOON | 75-80 | 885 59 0391 | 885 59 0401 |
| M | REAR WHEEL ARCH - 4 DOOR | 75-80 | 885 59 0371 | 885 59 0381 |
| | REAR INNER WHEEL ARCH | 75-80 | 885 59 0411 | 885 59 0421 |
| | REAR INNER WHEEL ARCH TUB - ASSEMBLED | 75-80 | 885 59 0931 | 885 59 0941 |
| N | REAR LOWER CORNER - SALOON | 75-80 | 887 59 0551 | 887 59 0561 |
| | REAR ATB BRACKET | 75-80 | 887 59 1351 | 887 59 1361 |
| P | BOOT FLOOR | 75-80 | 887 59 1121 | |
| | BOOT FLOOR BRACKETS - BOOT FLOOR TO REAR PANEL - A PAIR | 75-80 | 887 59 1111 | |
| R | REAR PANEL | 75-80 | 810 59 0191 | |
| | REAR VALANCE - REAR PANEL SKIN ONLY | 75-80 | 810 59 0201 | |

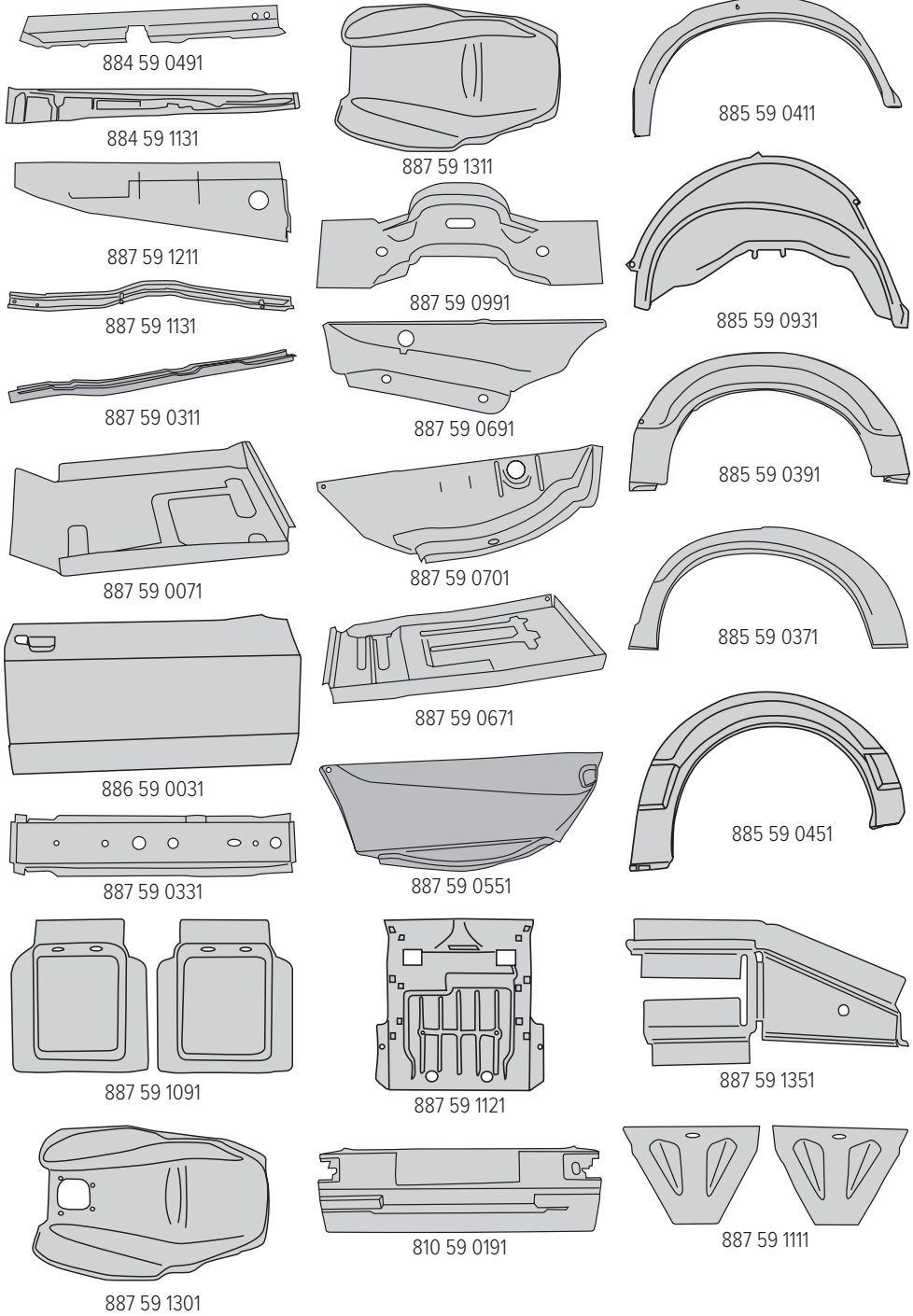


Dynacoat for results that shine

- Simple to use.
- Best colour matching.
- Good value for money.

Three reasons why the Dynacoat paint system has all your refinishing needs covered.





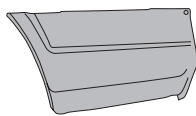
| |
|----------|
| A |
| B |
| C |
| D |
| F |
| H |
| J |
| M |
| N |
| P |
| R |
| S |
| T |
| V |

OVER 200 BRANCHES NATIONWIDE

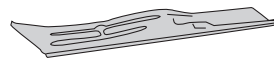
FORD

FORD ESCORT MK3

1980 - 1986



887 59 0571



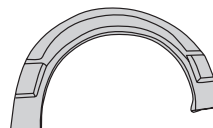
884 59 0551



884 59 0571



885 59 0431



885 59 0451



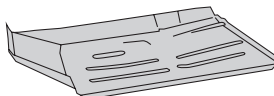
885 59 0471



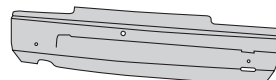
887 59 0601



887 59 0831



887 59 0711



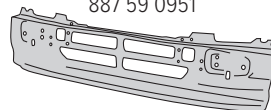
887 59 0951



884 59 0011



887 59 0291



804 59 0051

FORD ESCORT MK3 1980-1986

YEAR

PART NUMBER

FRONT CROSSMEMBER

80-86

807 59 0221

FRONT LOWER VALANCE

80-86

804 59 0051

FRONT FLOOR PANEL

80-86

887 59 0711 887 59 0721

FRONT INNER WING / DRIP RAIL

80-86

887 59 0291 887 59 0301

BATTERY TRAY WITH SUPPORT PANEL

80-86

887 59 0131

BATTERY TRAY

80-86

887 59 0041

FULL SILL - 2/3 DOOR

80-86

884 59 0011 884 59 0021

SKIN SILL - 2/3 DOOR

80-86

884 59 0031 884 59 0041

SKIN SILL - 5 DOOR

80-86

884 59 0531 884 59 0541

INNER SILL

80-86

884 59 0571 884 59 0581

UNDER SILL TO FLOOR EDGE

80-86

884 59 0551 884 59 0561

REAR INNER WHEEL ARCH - 3 DOOR HATCHBACK

80-86

885 59 0491 885 59 0501

REAR LOWER CORNER - HATCHBACK

80-86

887 59 0571 887 59 0581

REAR SPRING SEAT C/W PLATE

80-86

887 59 0601

REAR CHASSIS SECTION

80-86

887 59 0831 887 59 0841

REAR WHEEL ARCH ESCORT - 4 & 5 DOOR

80-86

885 59 0431 885 59 0441

REAR WHEEL ARCH ESCORT - 2 & 3 DOOR

80-86

885 59 0451 885 59 0461

REAR WHEEL ARCH - VAN

80-86

885 59 0471 885 59 0481

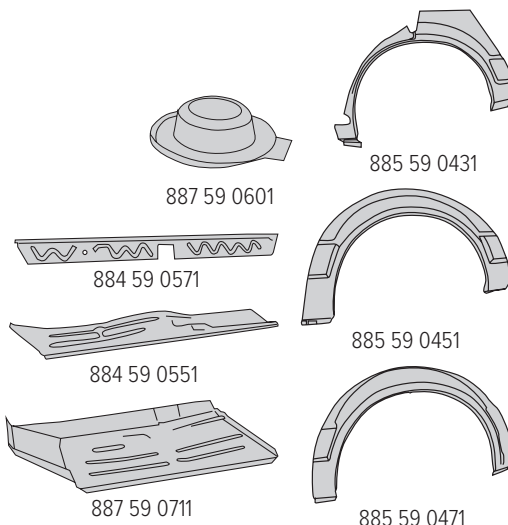
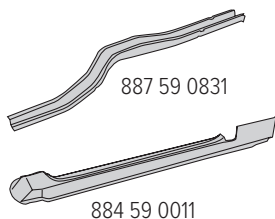
REAR VALANCE - HATCHBACK

80-86

887 59 0951

FORD ESCORT MK4

1986 - 1990



| FORD ESCORT MK4 1986-1990 | YEAR | PART NUMBER | |
|-------------------------------------|-------|-------------|-------------|
| BATTERY TRAY | 86-90 | 887 59 0041 | |
| BATTERY TRAY WITH SUPPORT PANEL | 86-90 | 887 59 0131 | |
| FRONT CROSSMEMBER | 86-90 | 807 59 0211 | |
| FRONT INNER WING / DRIP RAIL | 86-90 | 887 59 0301 | |
| FULL SCUTTLE PANEL UNDER WINDSCREEN | 86-90 | 887 59 0741 | |
| FULL SILL - 2/3 DOOR | 86-90 | 884 59 0011 | 884 59 0021 |
| SKIN SILL - 2/3 DOOR | 86-90 | 884 59 0031 | 884 59 0041 |
| SKIN SILL - 5 DOOR | 86-90 | 884 59 0531 | 884 59 0541 |
| INNER SILL | 86-90 | 884 59 0571 | 884 59 0581 |
| UNDER SILL TO FLOOR EDGE | 86-90 | 884 59 0551 | 884 59 0561 |
| FRONT FLOOR PANEL | 86-90 | 887 59 0711 | 887 59 0721 |
| REAR SPRING SEAT C/W PLATE | 86-90 | 887 59 0601 | |
| REAR CHASSIS SECTION | 86-90 | 887 59 0831 | 887 59 0841 |
| REAR WHEEL ARCH - 4 & 5 DOOR | 86-90 | 885 59 0431 | 885 59 0441 |
| REAR WHEEL ARCH - 3 & 5 DOOR | 86-90 | 885 59 0451 | 885 59 0461 |
| REAR WHEEL ARCH - VAN | 86-90 | 885 59 0471 | 885 59 0481 |

A

B

C

D

F

H

J

M

N

P

R

S

T


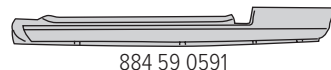
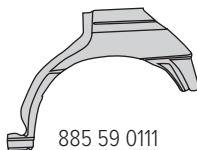
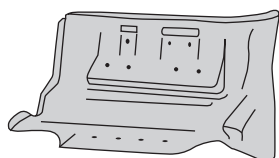
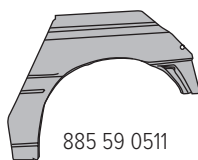
V

OVER 200 BRANCHES NATIONWIDE

FORD

FORD ESCORT MK5

1990 - 1995



FORD ESCORT MK5 1990-1995

BATTERY TRAY WITH BULKHEAD SECTION

YEAR

PART NUMBER

90-95

887 59 0151

FULL SILL - 3 DOOR

90-95

884 59 0591

884 59 0601

FULL SILL - 4/5 DOOR

90-95

884 59 0151

884 59 0161

SKIN SILL - 3 DOOR

90-95

884 59 0251

884 59 0261

SKIN SILL - 4/5 DOOR

90-95

884 59 0191

884 59 0201

SKIN SILL - VAN

90-95

884 59 0091

884 59 0101

REAR WHEEL ARCH - 3 DOOR

90-95

885 59 0511

885 59 0521

REAR WHEEL ARCH - 4/5 DOOR

90-95

885 59 0111

885 59 0121

REAR WHEEL ARCH - VAN

90-95

885 59 0531

885 59 0541

FUEL FILLER SURROUND PANEL >1/93

90-93

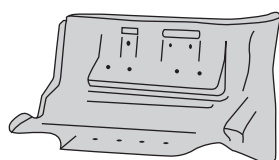
887 59 0031

Discover the world of
optima

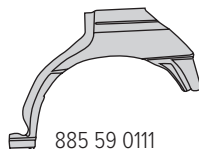
ANY PART FOR ANY CAR

FORD ESCORT MK6

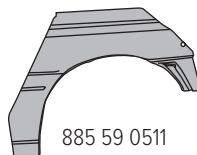
1995 - 2000



887 59 0151



885 59 0111



885 59 0511




885 59 0531



884 59 0591



884 59 0151



887 59 0031

A

B

C

D

F

H

J

M

N

P

R

S

T

V

FORD ESCORT MK6 1995-2000

| | YEAR | PART NUMBER | |
|------------------------------------|-------|-------------|-------------|
| BATTERY TRAY WITH BULKHEAD SECTION | 95-00 | 887 59 0151 | |
| FULL SILL - 3 DOOR | 95-00 | 884 59 0591 | 884 59 0601 |
| FULL SILL 4/5 DOOR | 95-00 | 884 59 0151 | 884 59 0161 |
| SKIN SILL - 3 DOOR | 95-00 | 884 59 0251 | 884 59 0261 |
| SKIN SILL - 4/5 DOOR | 95-00 | 884 59 0191 | 884 59 0201 |
| SKIN SILL - VAN | 95-00 | 884 59 0091 | 884 59 0101 |
| REAR WHEEL ARCH - 3 DOOR | 95-00 | 885 59 0511 | 885 59 0521 |
| REAR WHEEL ARCH - 4/5 DOOR | 95-00 | 885 59 0111 | 885 59 0121 |
| REAR WHEEL ARCH - VAN | 95-00 | 885 59 0531 | 885 59 0541 |



Primer 4100

4 Litre DYC.518590 (Grey)

Delivers excellent hiding power with impressive coverage and flow characteristics making it perfect for most substrates.

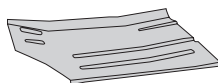
Dynacoat 4100 Filler Primer is ideal for filling larger areas and surface even outs; can be baked, air-dried and wet or dry sanded offering maximum flexibility.

OVER 200 BRANCHES NATIONWIDE

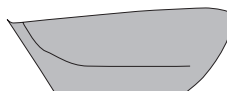
FORD

FORD FIESTA MK1

1977 - 1983



887 59 0651



887 59 0411



887 59 0591



885 59 0211



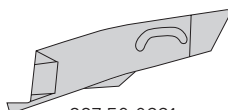
885 59 0231

FORD FIESTA MK1 1977-1983

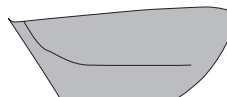
| | YEAR | PART NUMBER | |
|-----------------------|-------|-------------|-------------|
| FRONT FLOOR PANEL | 77-83 | 887 59 0651 | 887 59 0661 |
| REAR WHEEL ARCH | 77-83 | 885 59 0211 | 885 59 0221 |
| REAR INNER WHEEL ARCH | 77-83 | 885 59 0231 | 885 59 0241 |
| REAR SPRING SUPPORT | 77-83 | 887 59 0591 | |
| REAR LOWER CORNER | 77-83 | 887 59 0411 | 887 59 0421 |

FORD FIESTA MK2

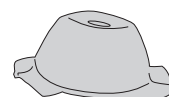
1983 - 1989



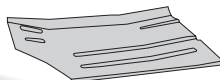
887 59 0231



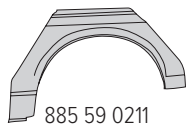
887 59 0411



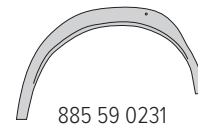
887 59 0591



887 59 0651



885 59 0211



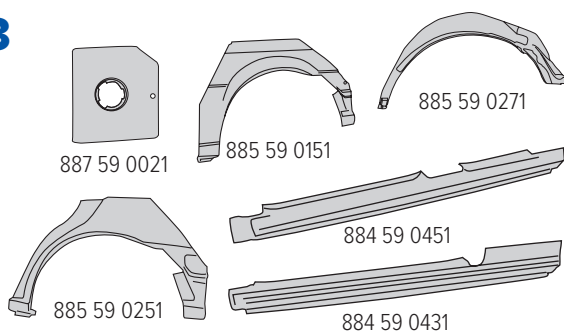
885 59 0231

FORD FIESTA MK2 1983-1989

| | YEAR | PART NUMBER | |
|---------------------------|-------|-------------|-------------|
| FRONT WING MOUNTING PANEL | 83-89 | 887 59 0231 | 887 59 0241 |
| FULL SILL | 83-89 | 884 59 0391 | 884 59 0401 |
| INNER SILL | 83-89 | 884 59 0411 | 884 59 0421 |
| FRONT FLOOR PANEL | 83-89 | 887 59 0651 | 887 59 0661 |
| REAR WHEEL ARCH | 83-89 | 885 59 0211 | 885 59 0221 |
| REAR INNER WHEEL ARCH | 83-89 | 885 59 0231 | 885 59 0241 |
| REAR SPRING SUPPORT | 83-89 | 887 59 0591 | |
| REAR LOWER CORNER | 83-89 | 887 59 0411 | 887 59 0421 |

FORD FIESTA MK3

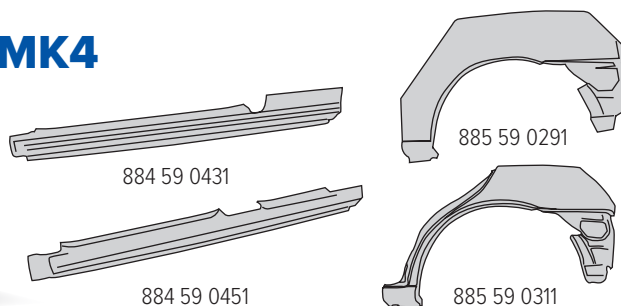
1989 - 1995



| FORD FIESTA MK3 1989-1995 | YEAR | PART NUMBER | |
|----------------------------|-------|-------------|-------------|
| BATTERY TRAY | 89-95 | 887 59 1271 | |
| FULL SILL - 3 DOOR | 89-95 | 884 59 0431 | 884 59 0441 |
| FULL SILL - 5 DOOR | 89-95 | 884 59 0451 | 884 59 0461 |
| SKIN SILL - 3 DOOR | 89-95 | 884 59 0051 | 884 59 0061 |
| SKIN SILL - 5 DOOR | 89-95 | 884 59 0171 | 884 59 0181 |
| REAR WHEEL ARCH - 3 DOOR | 89-95 | 885 59 0151 | 885 59 0161 |
| REAR WHEEL ARCH - 5 DOOR | 89-95 | 885 59 0251 | 885 59 0261 |
| INNER REAR WHEEL ARCH | 89-95 | 885 59 0271 | 885 59 0281 |
| FUEL FILLER SURROUND PANEL | 89-93 | 887 59 0021 | |

FORD FIESTA MK4

1995 - 1999



| FORD FIESTA MK4 1995-1999 | YEAR | PART NUMBER | |
|---------------------------|-------|-------------|-------------|
| BATTERY TRAY | 95-99 | 887 59 1271 | |
| FULL SILL - 3 DOOR | 95-99 | 884 59 0431 | 884 59 0441 |
| FULL SILL - 5 DOOR | 95-99 | 884 59 0451 | 884 59 0461 |
| SKIN SILL - 3 DOOR | 95-99 | 884 59 0051 | 884 59 0061 |
| SKIN SILL - 5 DOOR | 95-99 | 884 59 0171 | 884 59 0181 |
| REAR WHEEL ARCH - 3 DOOR | 95-99 | 885 59 0291 | 885 59 0301 |
| REAR WHEEL ARCH - 5 DOOR | 95-99 | 885 59 0311 | 885 59 0321 |

OVER 200 BRANCHES NATIONWIDE

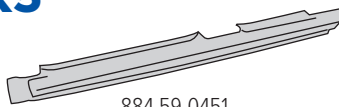
FORD

A

FORD FIESTA MK5

1999 - 2002

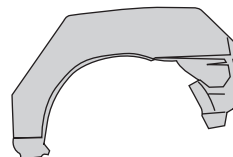
B



884 59 0451



884 59 0431



885 59 0291

C

FORD FIESTA MK5 1999-2002

YEAR

PART NUMBER

D

FULL SILL - 3 DOOR

99-02

884 59 0431

884 59 0441

FULL SILL - 5 DOOR

99-02

884 59 0451

884 59 0461

SKIN SILL - 3 DOOR

99-02

884 59 0051

884 59 0061

F

SKIN SILL - 5 DOOR

99-02

884 59 0171

884 59 0181

REAR WHEEL ARCH - 3 DOOR

99-02

885 59 0291

885 59 0301

REAR WHEEL ARCH - 5 DOOR

99-02

885 59 0311

885 59 0321

H

FORD FOCUS

1998 - 2004

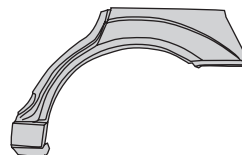
J



884 59 0711



884 59 0731



885 59 0631

M

N

FORD FOCUS 1998-2004

YEAR

PART NUMBER

FULL SILL - 3 DOOR

98-04

884 59 0711

884 59 0721

P

FULL SILL - 4 & 5 DOOR

98-04

884 59 0731

884 59 0741

REAR WHEEL ARCH - 5 DOOR HATCHBACK

98-04

885 59 0631

885 59 0641

R

FORD FOCUS

2004 - 2011

S



T

FORD FOCUS 2004-2011

YEAR

PART NUMBER

FULL SILL - 4 & 5 DOOR

04-11

884 59 1031

884 59 1041

V

REAR WHEEL ARCH - 4 DOOR

04-11

885 59 0871

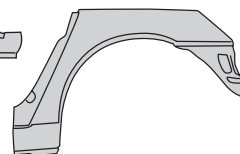
885 59 0881

FORD GALAXY

1995 - 2000



884 44 0231



885 59 0811

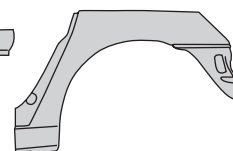
| FORD GALAXY 1995-2000 | YEAR | PART NUMBER | |
|-----------------------|-------|-------------|-------------|
| FULL SILL | 95-00 | 884 44 0231 | 884 44 0241 |
| REAR WHEEL ARCH | 95-00 | 885 59 0811 | 885 59 0821 |

FORD GALAXY

2000 - 2010



884 44 0231



885 59 0851

| FORD GALAXY 2000-2010 | YEAR | PART NUMBER | |
|-----------------------|-------|-------------|-------------|
| FULL SILL | 00-10 | 884 44 0231 | 884 44 0241 |
| REAR WHEEL ARCH | 00-10 | 885 59 0851 | 885 59 0861 |

FORD GRANADA

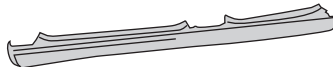
1971 - 1985



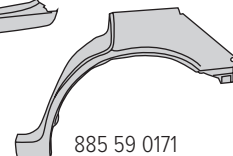
| FORD GRANADA MK1 & MK2 1971-1985 | YEAR | PART NUMBER | |
|----------------------------------|-------|-------------|--|
| SKIN SILL - 4 DOOR | 71-85 | 884 59 0341 | |

FORD GRANADA/SCORPIO

1985 - 1994



884 59 0291



885 59 0171

| FORD GRANADA MK3/SCORPIO 1985-1994 | YEAR | PART NUMBER | |
|------------------------------------|-------|-------------|-------------|
| FULL SILL - 4 DOOR | 85-94 | 884 59 0291 | 884 59 0301 |
| REAR WHEEL ARCH - 4 DOOR | 85-94 | 885 59 0171 | 885 59 0181 |

OVER 200 BRANCHES NATIONWIDE

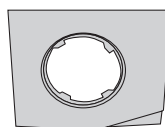
FORD

A

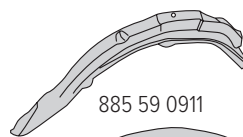
FORD KA

1996 - 2008

B



887 59 0001

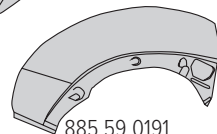


885 59 0911

C



884 59 0111



885 59 0191

D

| FORD KA 1996-2008 | YEAR | PART NUMBER | |
|----------------------------|-------|-------------|-------------|
| SILL SKIN | 96-08 | 884 59 0071 | 884 59 0081 |
| FULL SILL | 96-08 | 884 59 0111 | 884 59 0121 |
| REAR WHEEL ARCH | 96-08 | 885 59 0191 | 885 59 0201 |
| REAR INNER WHEEL ARCH | 96-08 | 885 59 0911 | 885 59 0921 |
| FUEL FILLER SURROUND PANEL | 96-08 | 887 59 0001 | |

F

H

FORD MONDEO

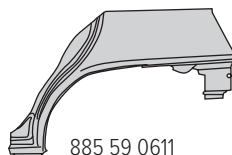
1993 - 2000

J

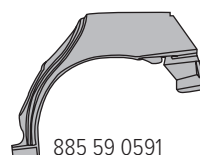


884 59 0131

M



885 59 0611



885 59 0591

N

| FORD MONDEO 1993-2000 | YEAR | PART NUMBER | |
|--------------------------|-------|-------------|-------------|
| FULL SILL 4/5 DOOR | 93-00 | 884 59 0131 | 884 59 0141 |
| SKIN SILL 4/5 DOOR | 93-00 | 884 59 0271 | 884 59 0281 |
| REAR WHEEL ARCH 4/5 DOOR | 93-00 | 885 59 0591 | 885 59 0601 |
| REAR WHEEL ARCH ESTATE | 93-00 | 885 59 0611 | 885 59 0621 |

P

R

FORD MONDEO

2000 - 2007

S



884 59 1011

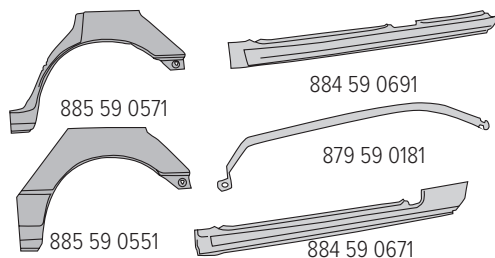
T

V

| FORD MONDEO 2000-2007 | YEAR | PART NUMBER | |
|------------------------|-------|-------------|-------------|
| FULL SILL - 4 & 5 DOOR | 00-07 | 884 59 1011 | 884 59 1021 |

FORD SIERRA MK1

1982 - 1987

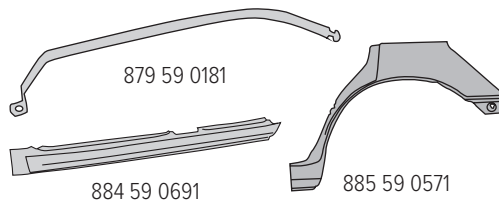


FORD SIERRA MK1 1982-1987

| | YEAR | PART NUMBER | |
|------------------------------|-------|-------------|-------------|
| FULL SILL - 3 DOOR | 82-87 | 884 59 0671 | 884 59 0681 |
| FULL SILL - 4 & 5 DOOR | 82-87 | 884 59 0691 | 884 59 0701 |
| SKIN SILL - 3 DOOR | 82-87 | 884 59 0651 | 884 59 0661 |
| SKIN SILL - 4 & 5 DOOR | 82-87 | 884 59 0231 | 884 59 0241 |
| TANK STRAP | 82-87 | 879 59 0181 | |
| REAR WHEEL ARCH - 3 DOOR | 82-87 | 885 59 0551 | 885 59 0561 |
| REAR WHEEL ARCH - 4 & 5 DOOR | 82-87 | 885 59 0571 | 885 59 0581 |

FORD SIERRA MK2

1987 - 1989



FORD SIERRA MK2 1987-1989

| | YEAR | PART NUMBER | |
|------------------------------|-------|-------------|-------------|
| FULL SILL - 4 & 5 DOOR | 87-89 | 884 59 0691 | 884 59 0701 |
| SKIN SILL - 4 & 5 DOOR | 87-89 | 884 59 0231 | 884 59 0241 |
| TANK STRAP | 87-89 | 879 59 0181 | |
| REAR WHEEL ARCH - 4 & 5 DOOR | 87-89 | 885 59 0571 | 885 59 0581 |

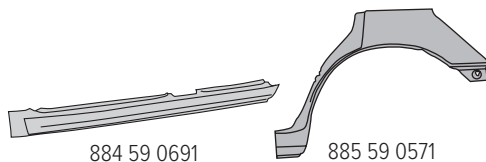
Discover the world of **optima**

OVER 200 BRANCHES NATIONWIDE

FORD

FORD SIERRA MK3

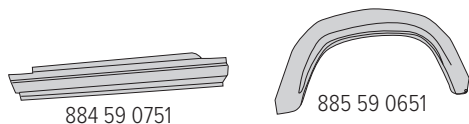
1990 - 1993



| FORD SIERRA MK3 1990-1993 | YEAR | PART NUMBER | |
|------------------------------|-------|-------------|-------------|
| FULL SILL - 4 & 5 DOOR | 90-93 | 884 59 0691 | 884 59 0701 |
| SKIN SILL - 4 & 5 DOOR | 90-93 | 884 59 0231 | 884 59 0241 |
| REAR WHEEL ARCH - 4 & 5 DOOR | 90-93 | 885 59 0571 | 885 59 0581 |

FORD TRANSIT MK1 & MK2

1965 - 1985



| FORD TRANSIT MK1 & MK2 1965-1985 | YEAR | PART NUMBER | |
|----------------------------------|-------|-------------|-------------|
| SILL UNDER DOOR | 65-85 | 884 59 0751 | 884 59 0761 |
| FRONT DOOR STEP | 65-85 | 884 59 0771 | 884 59 0781 |
| REAR WHEEL ARCH - SWB | 65-85 | 885 59 0651 | 885 59 0661 |

Discover the world of
optima

Masking Tape

OPT.MT18 / OPT.MT24 / OPT.MT36 / OPT.MT48


Now upgraded to a higher quality material, the new masking tape line is made up of dry natural rubber/resins and enables clean and easy removal.



ANY PART FOR ANY CAR

FORD TRANSIT MK3

1986 - 1991



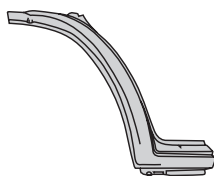
| FORD TRANSIT MK3 1986-1991 | YEAR | PART NUMBER | |
|--|-------|-------------|-------------|
| BATTERY TRAY PLUS BRACKET - DIESEL | 86-91 | 887 59 0181 | |
| BATTERY TRAY PLUS BRACKET - PETROL | 86-91 | 887 59 0191 | |
| BATTERY TRAY | 86-91 | 887 59 0171 | |
| FRONT SPRING HANGER | 86-91 | 887 59 0451 | |
| FRONT WHEEL ARCH PANEL (REAR OF WING) | 86-91 | 885 59 0031 | 885 59 0041 |
| FULL SILL | 86-91 | 884 59 0811 | 884 59 0821 |
| INNER SILL | 86-91 | 884 59 0791 | 884 59 0801 |
| FRONT DOORSTEP | 86-91 | 884 59 0831 | 884 59 0841 |
| FRONT DOORSTEP C/W INNER SILL | 86-91 | 884 59 0851 | 884 59 0861 |
| FRONT DOOR BOTTOM | 86-91 | 886 59 0051 | 886 59 0061 |
| SIDE PANEL REPAIR SECTION 37CM SWB/LWB | 86-91 | 884 59 0921 | |
| UNDER SLIDING DOOR PANEL SWB/LWB | 86-91 | 884 59 0931 | |
| SIDE PANEL REPAIR SECTION 66CM SWB/LWB | 86-91 | 884 59 0941 | |
| LOWER DOOR SKIN FOR SIDE LOADING DOOR | 86-91 | 886 59 0011 | |
| REAR WHEEL ARCH (SINGLE WHEEL BASE) | 86-91 | 885 59 0071 | 885 59 0081 |
| REAR WHEEL ARCH (TWIN WHEEL) | 86-91 | 885 59 0691 | 885 59 0701 |
| BACK DOOR SKIN (LOWER PART ONLY - 18CM HIGH) | 86-91 | 886 59 0091 | 886 59 0101 |
| REAR DOOR BOTTOM | 86-91 | 886 59 0071 | 886 59 0081 |
| REAR SPRING HANGER SWB | 86-91 | 887 59 0371 | 887 59 0381 |
| REAR PANEL - CHASSIS CAB & PICK UP - METAL | 89-91 | 817 59 0171 | |

OVER 200 BRANCHES NATIONWIDE

FORD

FORD TRANSIT MK4

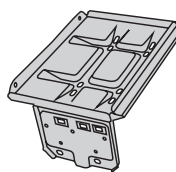
1991 - 1994



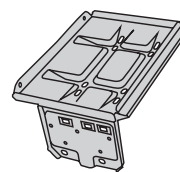
885 59 0011



884 59 0931



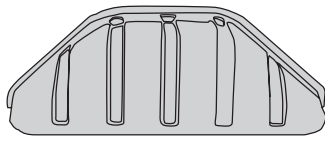
887 59 0181



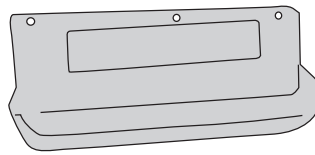
887 59 0191

FORD TRANSIT MK4 1991-1994

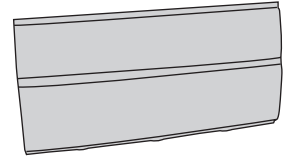
| | YEAR | PART NUMBER | |
|---|-------|-------------|-------------|
| FRONT SPRING HANGER | 91-94 | 887 59 0451 | |
| BATTERY TRAY | 91-94 | 887 59 0171 | |
| BATTERY TRAY PLUS BRACKET DIESEL | 91-94 | 887 59 0181 | |
| BATTERY TRAY PLUS BRACKET PETROL | 91-94 | 887 59 0191 | |
| FRONT WHEEL ARCH (REAR OF WING) | 91-94 | 885 59 0011 | 885 59 0021 |
| FRONT WHEEL ARCH WITH SILL & B POST | 91-94 | 885 59 0671 | 885 59 0681 |
| FRONT INNER WHEEL ARCH | 91-94 | 885 59 0831 | 885 59 0841 |
| SILL & DOORSTEP SECTION | 91-94 | 884 59 0211 | 884 59 0221 |
| INNER SILL | 91-94 | 884 59 0791 | 884 59 0801 |
| FRONT DOORSTEP SECTION | 91-94 | 884 59 0831 | 884 59 0841 |
| FRONT DOORSTEP C/W INNER SILL | 91-94 | 884 59 0851 | 884 59 0861 |
| FRONT DOOR BOTTOM | 91-94 | 886 59 0051 | 886 59 0061 |
| SIDE PAN REP SECT 37CM SWB/LWB W/O SIDE DOOR | 91-94 | 884 59 0921 | |
| UNDER SLIDING DOOR PANEL SWB/LWB | 91-94 | 884 59 0931 | |
| SIDE PAN REP SECT 66CM SWB/LWB OPP SIDE TO SLIDING DOOR | 91-94 | 884 59 0941 | |
| LOWER DOOR SKIN FOR SIDE LOADING DOOR | 91-94 | 886 59 0011 | |
| REAR SPRING HANGER SWB | 91-94 | 887 59 0371 | 887 59 0381 |
| REAR WHEEL ARCH (SINGLE WHEEL BASE) | 91-94 | 885 59 0091 | 885 59 0101 |
| REAR WHEEL ARCH (LONG WHEEL BASE) 14" WHEELS | 91-94 | 885 59 0131 | 885 59 0141 |
| REAR INNER ARCH / TUB - NOT SIDED | 91-94 | 885 59 0951 | |
| REAR FLOOR - COMPLETE FLOOR | 91-94 | 887 59 1171 | |
| REAR LOWER CORNER SWB | 91-94 | 887 59 0611 | 887 59 0621 |
| REAR LOWER CORNER LWB | 91-94 | 887 59 0631 | 887 59 0641 |
| BACK DOOR SKIN (LOWER PART ONLY - 18CM HIGH) | 91-94 | 886 59 0091 | 886 59 0101 |
| REAR DOOR BOTTOM | 91-94 | 886 59 0071 | 886 59 0081 |
| REAR PANEL - CHASSIS CAB & PICK UP - METAL | 91-94 | 817 59 0171 | |



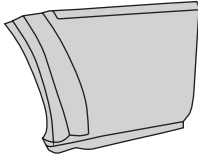
885 59 0951



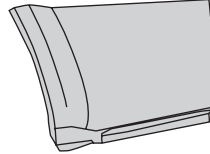
884 59 0831



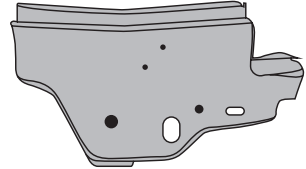
884 59 0941



887 59 0611



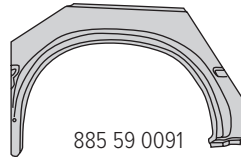
887 59 0631



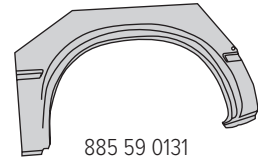
887 59 0451



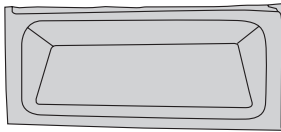
885 59 0671



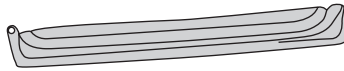
885 59 0091



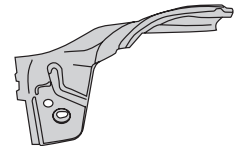
885 59 0131



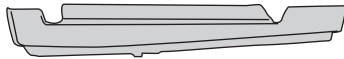
886 59 0091



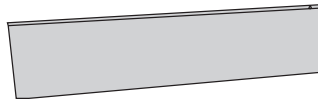
886 59 0051



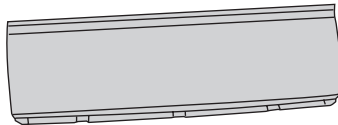
885 59 0831



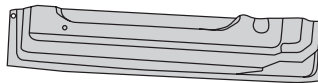
884 59 0211



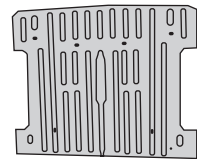
886 59 0011



884 59 0921



886 59 0071



887 59 1171

A

B

C

D

F

H

J

M

N

P

R

S

T

V



Uni Degreaser

5 Litre DYC.DYC359881

The perfect choice to remove the most common types of surface contamination including:

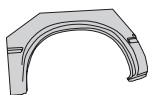
- Oil residue
- Wax
- Tar spots
- Silicon's
- Grease
- Solvent borne contaminates

OVER 200 BRANCHES NATIONWIDE

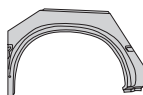
FORD

FORD TRANSIT MK5

1994 - 2000



885 59 0131



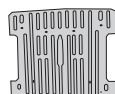
885 59 0091



885 59 0011



885 59 0831



887 59 1171



884 59 0921



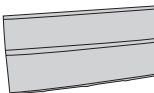
886 59 0091



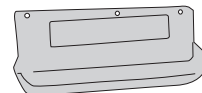
884 59 0931



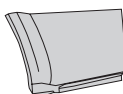
884 59 0211



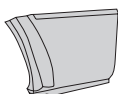
884 59 0941



884 59 0831



887 59 0631




887 59 0611



885 59 0671



886 59 0011



886 59 0051



886 59 0071

FORD TRANSIT MK5 1994-2000


YEAR

PART NUMBER

| | | | |
|---|-------|-------------|-------------|
| FRONT WHEEL ARCH (REAR OF WING) | 94-00 | 885 59 0011 | 885 59 0021 |
| FRONT INNER WHEEL ARCH | 94-00 | 885 59 0831 | 885 59 0841 |
| INNER SILL | 94-00 | 884 59 0791 | 884 59 0801 |
| SILL & DOORSTEP SECTION | 94-00 | 884 59 0211 | 884 59 0221 |
| FRONT WHEEL ARCH TRANSIT 91-00 WITH SILL & B POST | 94-00 | 885 59 0671 | 885 59 0681 |
| FRONT DOORSTEP | 94-00 | 884 59 0831 | 884 59 0841 |
| FRONT DOORSTEP C/W INNER SILL | 94-00 | 884 59 0851 | 884 59 0861 |
| FRONT DOOR BOTTOM | 94-00 | 886 59 0051 | 886 59 0061 |
| REAR DOOR BOTTOM | 94-00 | 886 59 0071 | 886 59 0081 |
| SIDE PAN REP SECT 37CM SWB/LWB W/O SIDE DOOR | 94-00 | | 884 59 0921 |
| UNDER SLIDING DOOR PANEL SWB/LWB | 94-00 | 884 59 0931 | |
| SIDE PAN REP SECT 66CM SWB/LWB OPP SIDE TO SLIDING DOOR | 94-00 | | 884 59 0941 |
| LOWER DOOR SKIN FOR SIDE LOADING DOOR | 94-00 | 886 59 0011 | |
| REAR SPRING HANGER SWB | 94-00 | 887 59 0371 | 887 59 0381 |
| REAR FLOOR - COMPLETE FLOOR | 94-00 | 887 59 1171 | |
| REAR LOWER CORNER SWB | 94-00 | 887 59 0611 | 887 59 0621 |
| REAR LOWER CORNER LWB | 94-00 | 887 59 0631 | 887 59 0641 |
| REAR WHEEL ARCH (SINGLE WHEEL BASE) | 94-00 | 885 59 0091 | 885 59 0101 |
| REAR WHEEL ARCH (LONG WHEEL BASE) 14" WHEELS | 94-00 | 885 59 0131 | 885 59 0141 |
| REAR PANEL - CHASSIS CAB & PICK UP - METAL | 94-00 | 817 59 0171 | |
| BACK DOOR SKIN (LOWER PART ONLY - 18CM HIGH) | 94-00 | 886 59 0091 | 886 59 0101 |

FORD TRANSIT MK6

2000 - 2006



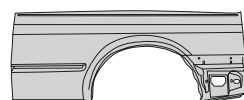
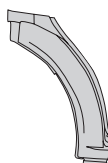
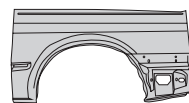
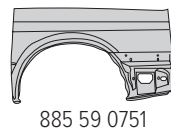
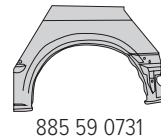
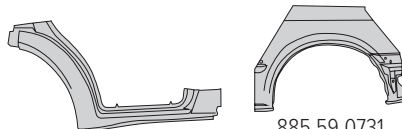
| FORD TRANSIT MK6 2000-2006 | YEAR | PART NUMBER | |
|--|-------|-------------|-------------|
| FRONT WHEEL ARCH | 00-06 | 885 59 0711 | 885 59 0721 |
| FULL SILL | 00-06 | 884 59 0991 | 884 59 1001 |
| FRONT INNER SILL | 00-06 | 884 59 1091 | 884 59 1101 |
| FRONT FULL DOOR SILL INC FRONT WHEEL ARCH REAR SECTION | 00-06 | 884 59 0951 | 884 59 0961 |
| FRONT DOOR STEP - COMPLETE DOOR STEP WITHOUT SILL | 00-06 | 884 59 1171 | 884 59 1181 |
| FRONT LOWER DOOR SKIN | 00-06 | 886 59 0111 | 886 59 0121 |
| SIDE PANEL SMALL 290 X 1150MM SWB | 00-06 | | 884 59 0871 |
| NEARSIDE FRONT SLIDING DOOR SILL SHORT WHEEL BASE MODS | 00-06 | 884 59 0881 | |
| NEARSIDE FRONT SLIDING DOOR SILL MEDIUM & LONG WHEEL BASE MODS | 00-06 | 884 59 0971 | |
| OFFSIDE FRONT SLIDING DOOR SILL SHORT WHEEL BASE MODS | 00-06 | | 884 59 1191 |
| OFFSIDE FRONT SLIDING DOOR SILL MEDIUM & LONG WHEEL BASE MODS | 00-06 | | 884 59 1201 |
| SIDE PANEL 670 X 1190MM SWB | 00-06 | | 884 59 0891 |
| SIDE PANEL SMALL 300 X 1420MM LWB | 00-06 | | 884 59 0901 |
| SIDE PANEL 670 X 1440MM LWB | 00-06 | | 884 59 0911 |
| REAR WHEEL ARCH - SWB | 00-06 | 885 59 0891 | 885 59 0901 |
| REAR WHEEL ARCH - MWB / LWB | 00-06 | 885 59 0731 | 885 59 0741 |
| REAR LOWER WING H75 X L127MM | 00-06 | 885 59 0751 | 885 59 0761 |
| REAR LOWER WING H75 X L137MM | 00-06 | 885 59 0771 | 885 59 0781 |
| REAR LOWER WING H75 X L184MM | 00-06 | 885 59 0791 | 885 59 0801 |
| REAR PANEL - CHASSIS CAB & PICK UP - METAL | 00-06 | 817 59 0061 | |

OVER 200 BRANCHES NATIONWIDE

FORD

FORD TRANSIT MK7

2006 - 2014



FORD TRANSIT MK7 2006-2014

| | YEAR | PART NUMBER | |
|--|-------|-------------|-------------|
| FRONT WHEEL ARCH | 06-14 | 885 59 0711 | 885 59 0721 |
| FULL SILL | 06-14 | 884 59 0991 | 884 59 1001 |
| FRONT INNER SILL | 06-14 | 884 59 1091 | 884 59 1101 |
| FRONT FULL DOOR SILL INC FRONT WHEEL ARCH REAR SECTION | 06-14 | 884 59 0951 | 884 59 0961 |
| FRONT LOWER DOOR SKIN | 06-14 | 886 59 0111 | 886 59 0121 |
| FRONT DOOR STEP - COMPLETE DOOR STEP WITHOUT SILL | 06-14 | 884 59 1171 | 884 59 1181 |
| NEARSIDE FRONT SLIDING DOOR SILL SHORT WHEEL BASE MODS | 06-14 | 884 59 0881 | |
| NEARSIDE FRONT SLIDING DOOR SILL MEDIUM & LONG WHEEL BASE MODS | 06-14 | 884 59 0971 | |
| OFFSIDE FRONT SLIDING DOOR SILL SHORT WHEEL BASE MODS | 06-14 | | 884 59 1191 |
| OFFSIDE FRONT SLIDING DOOR SILL MEDIUM & LONG WHEEL BASE MODS | 06-14 | | 884 59 1201 |
| SIDE PANEL 670 X 1190MM SWB | 06-14 | | 884 59 0891 |
| SIDE PANEL SMALL 300 X 1420MM LWB | 06-14 | | 884 59 0901 |
| SIDE PANEL 670 X 1440MM LWB | 06-14 | | 884 59 0911 |
| REAR WHEEL ARCH - SWB | 06-14 | 885 59 0891 | 885 59 0901 |
| REAR WHEEL ARCH - MWB / LWB | 06-14 | 885 59 0731 | 885 59 0741 |
| REAR LOWER WING H75 X L127MM | 06-14 | 885 59 0751 | 885 59 0761 |
| REAR LOWER WING H75 X L137MM | 06-14 | 885 59 0771 | 885 59 0781 |
| REAR LOWER WING H75 X L184MM | 06-14 | 885 59 0791 | 885 59 0801 |
| REAR PANEL - CHASSIS CAB & PICK UP - METAL | 06-14 | 817 59 0061 | |

FORD TRANSIT CONNECT

2003 - 2013

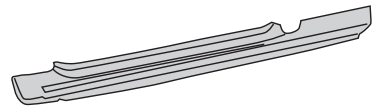


FORD TRANSIT CONNECT 2003-2013

| | YEAR | PART NUMBER | |
|------------------------------------|-------|-------------|-------------|
| FULL SILL - SWB | 03-13 | 884 59 1151 | 884 59 1161 |
| SKIN SILL - SWB or LWB - NOT SIDED | 03-13 | 884 59 1211 | |

HONDA CIVIC

1987 - 1991



884 60 0011

HONDA CIVIC 1987-1991

| | YEAR | PART NUMBER | |
|------------------------------|-------|-------------|-------------|
| FULL SILL - 3 DOOR HATCHBACK | 87-91 | 884 60 0011 | 884 60 0021 |
| REAR WHEEL ARCH - 3 DOOR | 87-91 | 885 60 0071 | 885 60 0081 |

HONDA CIVIC

1992 - 1996



HONDA CIVIC 1992-1996

| | YEAR | PART NUMBER | |
|--------------------------|-------|-------------|-------------|
| REAR WHEEL ARCH - 2 DOOR | 92-96 | 885 60 0011 | 885 60 0021 |

OVER 200 BRANCHES NATIONWIDE

A

B

C

D

F

H

J

M

N

P

R

S

T

V

HONDA, HYUNDAI

A

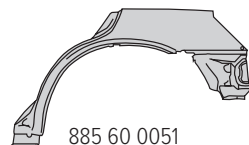
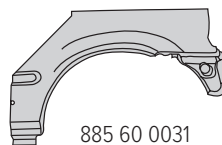
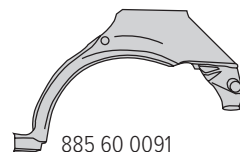
HONDA CIVIC

1996 - 2000

B

C

D



F

H

| HONDA CIVIC 1996-2000 | YEAR | PART NUMBER | |
|------------------------------------|-------|-------------|-------------|
| REAR WHEEL ARCH - 3 DOOR HATCHBACK | 96-00 | 885 60 0031 | 885 60 0041 |
| REAR WHEEL ARCH - 5 DOOR HATCHBACK | 96-00 | 885 60 0051 | 885 60 0061 |
| REAR WHEEL ARCH - 4 DOOR | 96-00 | 885 60 0091 | 885 60 0101 |

HYUNDAI ELANTRA

2000 - 2006

J

M



N

| HYUNDAI ELANTRA 2000-2006 | YEAR | PART NUMBER | |
|---------------------------|-------|-------------|-------------|
| FULL SILL - 4 & 5 DOOR | 00-06 | 884 85 0011 | 884 85 0021 |

P

R

HYUNDAI GETZ

2002 - 2008

S

T



V

| HYUNDAI GETZ 2002-2008 | YEAR | PART NUMBER | |
|--------------------------|-------|-------------|-------------|
| REAR WHEEL ARCH - 3 DOOR | 02-08 | 885 85 0051 | 885 85 0061 |
| REAR WHEEL ARCH - 5 DOOR | 02-08 | 885 85 0031 | 885 85 0041 |

HYUNDAI MATRIX

2001 - 2010



HYUNDAI MATRIX 2001-2010

REAR WHEEL ARCH

YEAR

PART NUMBER

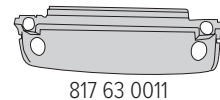
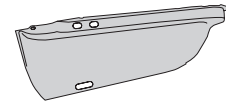
01-10

885 85 0011

885 85 0021

JAGUAR XJ6 / XJ12

1973 - 1986



JAGUAR XJ6/XJ12 1973-1986

REAR WHEEL ARCH - COUPE

YEAR

PART NUMBER

73-86

885 63 0011

885 63 0021

INNER REAR WHEEL ARCH

73-86

885 63 0031

885 63 0041

REAR LOWER CORNER

73-86

887 63 0011

887 63 0021

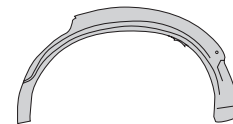
REAR PANEL

73-86

817 63 0011

JAGUAR XJ40

1986 - 1993



JAGUAR XJ40 1986-1993

REAR WHEEL ARCH

YEAR

PART NUMBER

86-93

885 63 0051

885 63 0061

OVER 200 BRANCHES NATIONWIDE

45

A

B

C

D

F

H

J

M

N

P

R

S

T

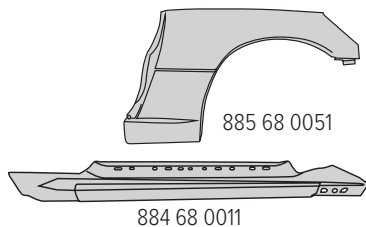
V

MAZDA

A

MAZDA MX5

1990 - 1998



B

C

MAZDA MX5 1990-1998

FULL SILL

YEAR

PART NUMBER

90-98

884 68 0011

884 68 0021

D

REAR WHEEL ARCH

90-98

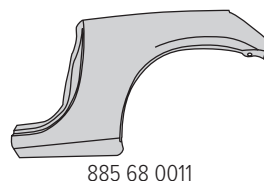
885 68 0051

885 68 0061

F

MAZDA MX5

1998 - 2005



H

MAZDA MX5 1998-2005

REAR WHEEL ARCH

YEAR

PART NUMBER

98-05

885 68 0011

885 68 0021

J

M

MAZDA 323

1998 - 2004



N

MAZDA 323 1998-2004

FULL SILL - 4 & 5 DOOR

YEAR

PART NUMBER

98-04

884 68 0031

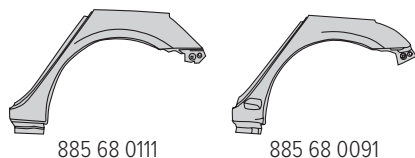
884 68 0041

P

R

MAZDA 3

2003 - 2009



S

T

MAZDA 3 2003-2009

FULL SILL

YEAR

PART NUMBER

03-09

884 68 0051

884 68 0061

V

REAR WHEEL ARCH - 4 DOOR

03-09

885 68 0111

885 68 0121

REAR WHEEL ARCH - 5 DOOR

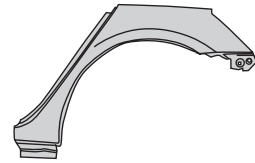
03-09

885 68 0091

885 68 0101

MAZDA 3

2009 - 2012

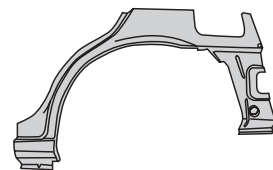


885 68 0111

| MAZDA 3 2009-2012 | YEAR | PART NUMBER | |
|--------------------------|-------|-------------|-------------|
| FULL SILL | 09-12 | 884 68 0051 | 884 68 0061 |
| REAR WHEEL ARCH - 4 DOOR | 09-12 | 885 68 0111 | 885 68 0121 |

MAZDA 626

1997 - 2002

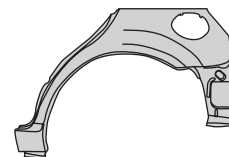


885 68 0071

| MAZDA 626 1997-2002 | YEAR | PART NUMBER | |
|------------------------------|-------|-------------|-------------|
| FULL SILL - 4 & 5 DOOR | 97-02 | 884 68 0091 | 884 68 0101 |
| REAR WHEEL ARCH - 4 & 5 DOOR | 97-02 | 885 68 0071 | 885 68 0081 |

MAZDA 6

2002 - 2006



885 68 0031

| MAZDA 6 2002-2006 | YEAR | PART NUMBER | |
|--------------------------------|-------|-------------|-------------|
| FULL SILL - SALOON & HATCHBACK | 02-06 | 884 68 0071 | 884 68 0081 |
| REAR WHEEL ARCH (NOT ESTATE) | 02-06 | 885 68 0031 | 885 68 0041 |

OVER 200 BRANCHES NATIONWIDE

47

A

B

C

D

F

H

J

M

N

P

R

S

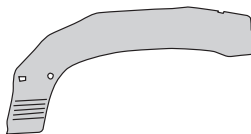
T

V

MERCEDES

MERCEDES W107

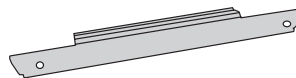
1971 - 1989



885 22 0011



884 22 0091



884 22 0011

MERCEDES W107 1971-1989

FULL SILL - SL ONLY

YEAR

71-89

PART NUMBER

884 22 0091

884 22 0101

FULL SILL - SLC

71-89

884 22 0011

884 22 0021

REAR WHEEL ARCH - SL ONLY

71-89

885 22 0011

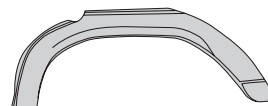
885 22 0021

MERCEDES W114 & W115

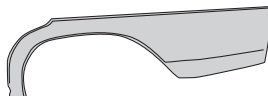
1968 - 1976



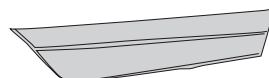
884 22 0071



885 22 0251



885 22 0211



885 22 0231

MERCEDES W114 & W115 1968-1976

FULL SILL - 4 DOOR

YEAR

68-76

PART NUMBER

884 22 0071

884 22 0081

REAR WHEEL ARCH

68-76

885 22 0251

885 22 0261

REAR LOWER WING - WHEEL ARCH & REAR CORNER

68-76

885 22 0211

885 22 0221

REAR LOWER CORNER

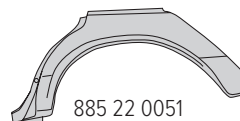
68-76

885 22 0231

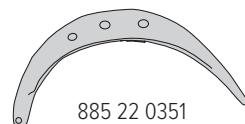
885 22 0241

MERCEDES W123

1975 - 1985



885 22 0051



885 22 0351

MERCEDES W123 200/230/240/250/280/300 1975-1985

REAR INNER WHEEL ARCH

YEAR

75-85

PART NUMBER

885 22 0351

885 22 0361

REAR WHEEL ARCH - 4 DOOR SALOON

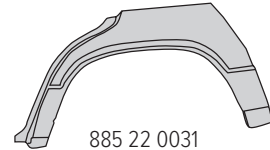
75-85

885 22 0051

885 22 0061

MERCEDES 190

1983 - 1993



MERCEDES 190 (TYPE W201) 1983-1993

REAR WHEEL ARCH - 4 DOOR SALOON

YEAR

PART NUMBER

83-93

885 22 0031

885 22 0041

MERCEDES A CLASS

1997 - 2004



MERCEDES A CLASS (TYPE W168) 1997-2004

REAR WHEEL ARCH

YEAR

PART NUMBER

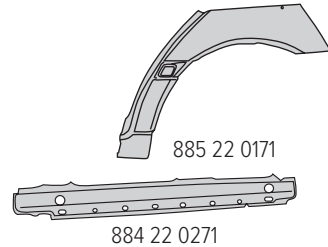
97-04

885 22 0311

885 22 0321

MERCEDES C CLASS

1993 - 2000



MERCEDES C CLASS (TYPE W202) 1993-2000

FULL SILL - 4 DOOR

YEAR

PART NUMBER

93-00

884 22 0271

884 22 0281

REAR WHEEL ARCH - 4 DOOR

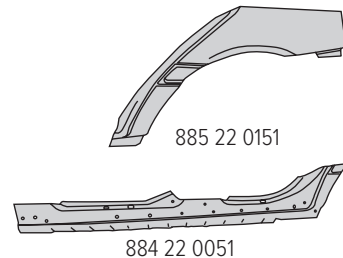
93-00

885 22 0171

885 22 0181

MERCEDES C CLASS

2000 - 2007



MERCEDES C CLASS (TYPE W203) 2000-2007

FULL SILL - 4 DOOR

YEAR

PART NUMBER

00-07

884 22 0051

884 22 0061

REAR WHEEL ARCH - 4 DOOR

00-07

885 22 0151

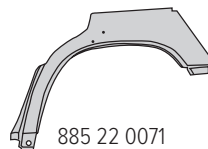
885 22 0161

OVER 200 BRANCHES NATIONWIDE

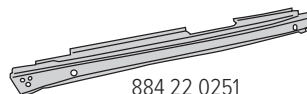
MERCEDES

MERCEDES 200/300

1985 - 1995



885 22 0071

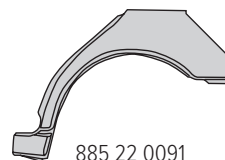


884 22 0251

| MERCEDES 200/300 (TYPE W124) 1985-1995 | YEAR | PART NUMBER | |
|--|-------|-------------|-------------|
| FULL SILL - 4 DOOR | 85-95 | 884 22 0251 | 884 22 0261 |
| REAR WHEEL ARCH - 4 DOOR SALOON | 85-95 | 885 22 0071 | 885 22 0081 |

MERCEDES E CLASS

1995 - 2002



885 22 0091


| MERCEDES E CLASS (TYPE W210) 1995-2002 | YEAR | PART NUMBER | |
|--|-------|-------------|-------------|
| REAR WHEEL ARCH - 4 DOOR SALOON | 95-02 | 885 22 0091 | 885 22 0101 |

MERCEDES E CLASS

2002 - 2008



| MERCEDES E CLASS (TYPE W211) 2002-2008 | YEAR | PART NUMBER | |
|--|-------|-------------|-------------|
| FULL SILL - 4 DOOR | 02-08 | 884 22 0211 | 884 22 0221 |
| REAR WHEEL ARCH - 4 DOOR | 02-08 | 885 22 0331 | 885 22 0341 |

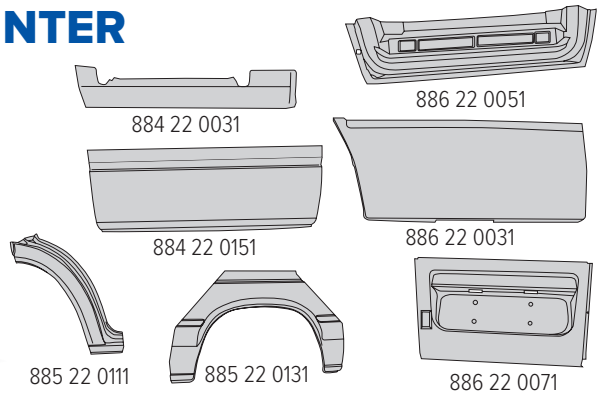


Discover the world of **optima**

MERCEDES

MERCEDES SPRINTER

1995 - 2006

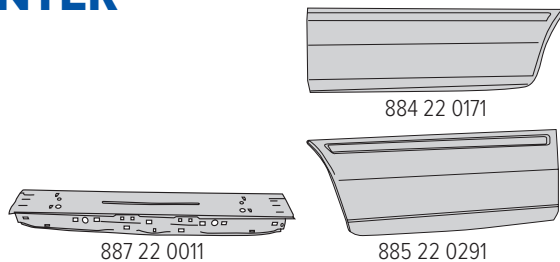


MERCEDES SPRINTER 1995-2006

| | YEAR | PART NUMBER | |
|------------------------------|-------|-------------|-------------|
| DOOR STEP SECTION | 95-06 | 884 22 0031 | 884 22 0041 |
| FRONT WHEEL ARCH | 95-06 | 885 22 0111 | 885 22 0121 |
| SILL BEHIND B POST | 95-06 | 884 22 0151 | 884 22 0161 |
| FRONT DOOR SKIN - LOWER PART | 95-06 | 886 22 0031 | 886 22 0041 |
| FRONT DOOR BOTTOM | 95-06 | 886 22 0051 | 886 22 0061 |
| REAR WHEEL ARCH (NOT HANDED) | 95-06 | 885 22 0131 | |
| REAR DOOR SKIN - LOWER PART | 95-06 | 886 22 0071 | 886 22 0081 |

MERCEDES SPRINTER

2006 - 2013



MERCEDES SPRINTER 2006-2013

| | YEAR | PART NUMBER | |
|---|-------|-------------|-------------|
| FRONT FULL DOOR SILL INC FRONT WHEEL ARCH REAR | 06-13 | 884 22 0291 | 884 22 0301 |
| FRONT DOOR BOTTOM SPRINTER | 06-13 | 886 22 0131 | 886 22 0141 |
| FRONT DOOR SKIN SPRINTER UPTO WINDOW | 06-13 | 886 22 0151 | 886 22 0161 |
| REAR SIDE PANEL REPAIR SECTION - PART IN FRONT OF REAR ARCH | 06-13 | 884 22 0171 | 884 22 0181 |
| REAR LOWER CORNER | 06-13 | 885 22 0291 | 885 22 0301 |
| REAR DOOR BOTTOM | 06-13 | 886 22 0111 | 886 22 0121 |
| REAR DOOR SKIN - LOWER SECTION | 06-13 | 886 22 0091 | 886 22 0101 |
| REAR PANEL REPAIR SPRINTER | 06-13 | 887 22 0011 | |

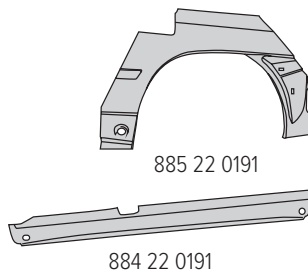
OVER 200 BRANCHES NATIONWIDE

51

MERCEDES

MERCEDES VITO

1996 - 2003



MERCEDES VITO 1996-2003

| | YEAR | PART NUMBER | |
|------------------------------|-------|-------------|-------------|
| FULL SILL | 96-03 | 884 22 0191 | 884 22 0201 |
| FRONT DOOR SKIN - LOWER PART | 96-03 | 886 22 0011 | 886 22 0021 |
| REAR WHEEL ARCH | 96-03 | 885 22 0191 | 885 22 0201 |

MERCEDES VITO

2003 - 2010



MERCEDES VITO 2003-2010

| | YEAR | PART NUMBER | |
|--------------------|-------|-------------|-------------|
| FULL SILL | 03-10 | 884 22 0111 | 884 22 0121 |
| SILL BEHIND B POST | 03-10 | 884 22 0131 | 884 22 0141 |
| REAR WHEEL ARCH | 03-10 | 885 22 0271 | 885 22 0281 |



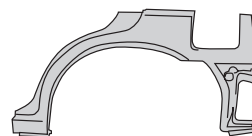
Water-Based Degreaser 5 Litre DYC.375737

Designed to remove most organic surface contamination including:

- Salt residue
- Tree resin
- Sweat from hands
- Waterborne contaminants

NISSAN ALMERA

1995 - 2000

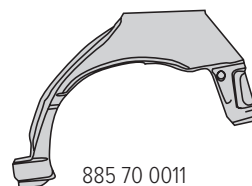


885 70 0031

| NISSAN ALMERA 1995-2000 | YEAR | PART NUMBER | |
|--------------------------|-------|-------------|-------------|
| REAR WHEEL ARCH - 5 DOOR | 95-00 | 885 70 0031 | 885 70 0041 |

NISSAN MICRA

1993 - 2002



885 70 0011

| NISSAN MICRA 1993-2002 | YEAR | PART NUMBER | |
|------------------------|-------|-------------|-------------|
| FULL SILL - 3 DOOR | 93-02 | 884 70 0011 | 884 70 0021 |
| SKIN SILL - 3 DOOR | 93-02 | 884 70 0031 | 884 70 0041 |
| SKIN SILL - 5 DOOR | 93-02 | 884 70 0051 | 884 70 0061 |

NISSAN PRIMASTAR

2001 - 2014



| NISSAN PRIMASTAR 2001-2014 | YEAR | PART NUMBER | |
|----------------------------|-------|-------------|-------------|
| FRONT DOOR SILL | 01-14 | 884 72 0551 | 884 72 0561 |

OVER 200 BRANCHES NATIONWIDE

NISSAN

A

NISSAN PRIMERA

1996 - 2001

B

C



D

| NISSAN PRIMERA 1996-2001 | YEAR | PART NUMBER | |
|------------------------------|-------|-------------|-------------|
| FULL SILL - 4 & 5 DOOR | 96-01 | 884 70 0111 | 884 70 0121 |
| REAR WHEEL ARCH - 4 & 5 DOOR | 96-01 | 885 70 0071 | 885 70 0081 |

F

NISSAN PRIMERA

2002 - 2006

H

J

M



| NISSAN PRIMERA 2002-2006 | YEAR | PART NUMBER | |
|---|-------|-------------|-------------|
| FULL SILL - SALOON ESTATE & HATCHBACK | 02-06 | 884 70 0071 | 884 70 0081 |
| REAR WHEEL ARCH - SALOON ESTATE & HATCHBACK | 02-06 | 885 70 0051 | 885 70 0061 |

N

P

NISSAN SUNNY

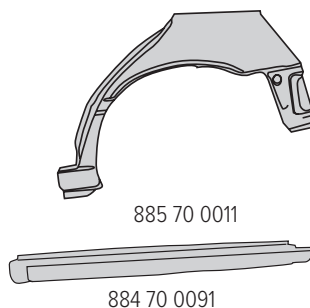
1991 - 1995

R

S

T

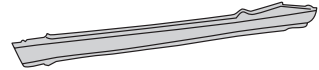
V



| NISSAN SUNNY N14 1991-1995 | YEAR | PART NUMBER | |
|----------------------------|-------|-------------|-------------|
| FULL SILL - 4 & 5 DOOR | 91-95 | 884 70 0091 | 884 70 0101 |
| REAR WHEEL ARCH 4 & 5 DOOR | 91-95 | 885 70 0011 | 885 70 0021 |

PEUGEOT 205

1983 - 1996



884 73 0011

PEUGEOT 205 1983-1996

FULL SILL - 3 DOOR

YEAR

PART NUMBER


83-96

884 73 0011


884 73 0021

PEUGEOT 206

1998 - 2009



884 73 0051



884 73 0031

PEUGEOT 206 1998-2009

FULL SILL - 3 DOOR

YEAR

PART NUMBER

98-09

884 73 0051

884 73 0061

FULL SILL - 4 & 5 DOOR

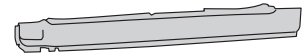
98-09

884 73 0031

884 73 0041

PEUGEOT 307

2000 - 2005



884 73 0091

PEUGEOT 307 2000-2005

FULL SILL - 4 DOOR

YEAR

PART NUMBER

00-05

884 73 0091

884 73 0101

PEUGEOT 406

1996 - 2004



884 73 0071

PEUGEOT 406 1996-2004

FULL SILL

YEAR

PART NUMBER

96-04

884 73 0071

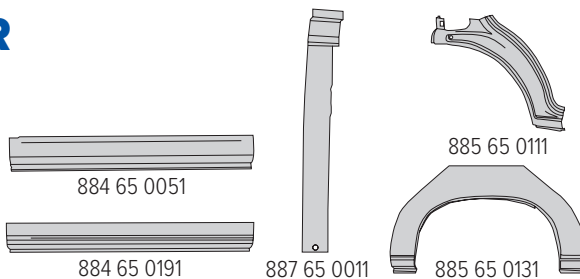
884 73 0081

OVER 200 BRANCHES NATIONWIDE

PEUGEOT

PEUGEOT BOXER

1994 - 2006



PEUGEOT BOXER 1994-2006

| | YEAR | PART NUMBER | |
|-----------------------------|-------|-------------|-------------|
| FRONT WHEEL ARCH | 94-06 | 885 65 0111 | 885 65 0121 |
| FULL SILL | 94-06 | 884 65 0051 | 884 65 0061 |
| REPAIR B POST | 94-06 | 887 65 0011 | 887 65 0021 |
| SILL BEHIND B POST - SWB | 94-06 | 884 65 0191 | 884 65 0201 |
| REAR WHEEL ARCH - NOT SIDED | 94-06 | 885 65 0131 | |
| REAR PANEL | 94-06 | 810 65 0011 | |

PEUGEOT BOXER

2006 - 2014

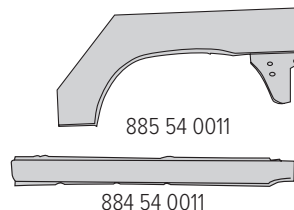


PEUGEOT BOXER 2006-2014

| | YEAR | PART NUMBER | |
|---------------------------------|-------|-------------|-------------|
| SILL BEHIND B POST - 141CM LONG | 06-14 | 884 65 0211 | 884 65 0221 |

PEUGEOT PARTNER

1996 - 2002

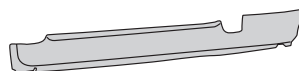


PEUGEOT PARTNER 1996-2002

| | YEAR | PART NUMBER | |
|-----------------|-------|-------------|-------------|
| FULL SILL | 96-02 | 884 54 0011 | 884 54 0021 |
| REAR WHEEL ARCH | 96-02 | 885 54 0011 | 885 54 0021 |

RENAULT 5

1985 - 1993



884 74 0071

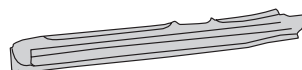
RENAULT 5 1985-1993

FULL SILL - 3 DOOR

| YEAR | PART NUMBER | |
|-------|-------------|-------------|
| 85-93 | 884 74 0071 | 884 74 0081 |

RENAULT 19

1988 - 1995



884 74 0031

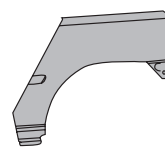
RENAULT 19 1988-1995

FULL SILL

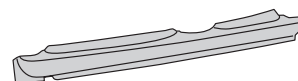
| YEAR | PART NUMBER | |
|-------|-------------|-------------|
| 88-95 | 884 74 0031 | 884 74 0041 |

RENAULT CLIO

1991 - 1998



885 74 0011



884 74 0111



884 74 0091

RENAULT CLIO 1991-1998

FULL SILL - 3 DOOR

FULL SILL - 5 DOOR

REAR WHEEL ARCH - 3 DOOR

| YEAR | PART NUMBER | |
|-------|-------------|-------------|
| 91-98 | 884 74 0091 | 884 74 0101 |
| 91-98 | 884 74 0111 | 884 74 0121 |
| 91-98 | 885 74 0011 | 885 74 0021 |

OVER 200 BRANCHES NATIONWIDE

57

RENAULT

A

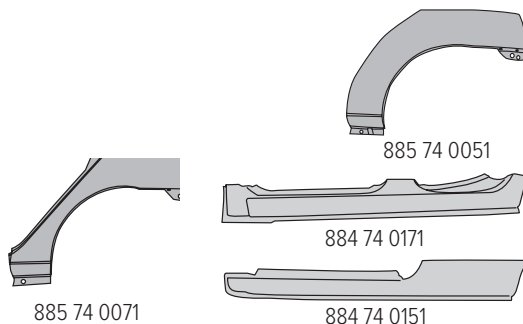
RENAULT CLIO

1998 - 2005

B



C



D

RENAULT CLIO 1998-2005

YEAR

PART NUMBER

FULL SILL - 3 DOOR

98-05

884 74 0151

884 74 0161

F

FULL SILL - 5 DOOR

98-05

884 74 0171

884 74 0181

REAR WHEEL ARCH - 3 DOOR

98-05

885 74 0051

885 74 0061

REAR WHEEL ARCH - 5 DOOR

98-05

885 74 0071

885 74 0081

H

RENAULT KANGOO

1997 - 2003

J



M

N

RENAULT KANGOO 1997-2003

YEAR

PART NUMBER

FULL SILL

97-03

884 74 0191

884 74 0201

P

RENAULT LAGUNA

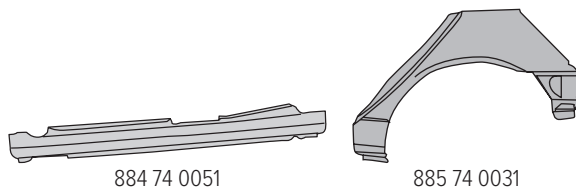
1993 - 2001

R



S

T



RENAULT LAGUNA 1993-2001

YEAR

PART NUMBER

FULL SILL - HATCHBACK

93-01

884 74 0051

884 74 0061

REAR WHEEL ARCH - HATCHBACK

93-01

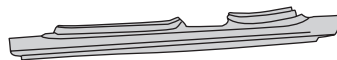
885 74 0031

885 74 0041

V

RENAULT MEGANE SCENIC

1997 - 2003



884 74 0131

RENAULT MEGANE SCENIC 1997-2003

FULL SILL - 5 DOOR

YEAR

97-03

PART NUMBER

884 74 0131 884 74 0141

RENAULT TRAFIC

2001 - 2014



RENAULT TRAFIC 2001-2014

FULL SILL

YEAR

01-14

PART NUMBER

884 72 0551 884 72 0561

Discover the world of
optima

OVER 200 BRANCHES NATIONWIDE

ROVER

A

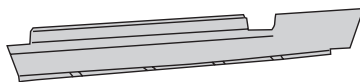
ROVER 100

1995 - 1998

B



C



884 75 0311

D

| ROVER 100 1995-1998 | YEAR | PART NUMBER | |
|--------------------------|-------|-------------|-------------|
| FULL SILL - 3 DOOR | 95-98 | 884 75 0311 | 884 75 0321 |
| SKIN SILL - 5 DOOR | 95-98 | 884 75 0271 | 884 75 0281 |
| REAR WHEEL ARCH - 3 DOOR | 95-98 | 885 75 0071 | 885 75 0081 |
| REAR WHEEL ARCH - 5 DOOR | 95-98 | 885 75 0091 | 885 75 0101 |

F

H

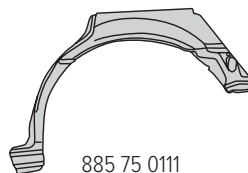
ROVER 200/400

1989 - 1995

J



M



885 75 0111

N

| ROVER 200/400 SERIES 1989-1995 | YEAR | PART NUMBER | |
|--------------------------------|-------|-------------|-------------|
| SKIN SILL - 4 DOOR | 89-95 | 884 75 0291 | 884 75 0301 |
| REAR WHEEL ARCH - 4 DOOR | 89-95 | 885 75 0111 | 885 75 0121 |

P

R

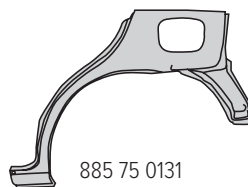
ROVER 200

1995 - 1999

S



T



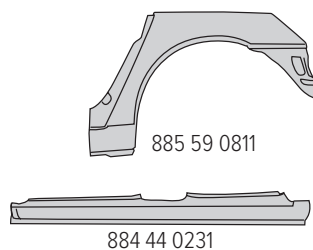
885 75 0131

V

| ROVER 200 1995-1999 | YEAR | PART NUMBER | |
|--------------------------|-------|-------------|-------------|
| REAR WHEEL ARCH - 3 DOOR | 95-99 | 885 75 0131 | 885 75 0141 |

SEAT ALHAMBRA

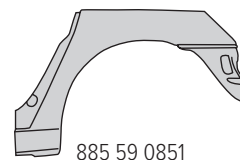
1996 - 2000



| SEAT ALHAMBRA 1996-2000 | YEAR | PART NUMBER | |
|-------------------------|-------|-------------|-------------|
| FULL SILL | 96-00 | 884 44 0231 | 884 44 0241 |
| REAR WHEEL ARCH | 96-00 | 885 59 0811 | 885 59 0821 |

SEAT ALHAMBRA

2000 - 2010



| SEAT ALHAMBRA 2000-2010 | YEAR | PART NUMBER | |
|-------------------------|-------|-------------|-------------|
| FULL SILL | 00-10 | 884 44 0231 | 884 44 0241 |
| REAR WHEEL ARCH | 00-10 | 885 59 0851 | 885 59 0861 |

SEAT CORDOBA

2002 - 2009



| SEAT CORDOBA 2002-2009 | YEAR | PART NUMBER | |
|------------------------|-------|-------------|-------------|
| FULL SILL - 4 DOOR | 02-09 | 884 79 0011 | 884 79 0021 |

SEAT IBIZA

2002 - 2009



| SEAT IBIZA 2002-2009 | YEAR | PART NUMBER | |
|----------------------|-------|-------------|-------------|
| FULL SILL - 4 DOOR | 02-09 | 884 79 0011 | 884 79 0021 |

OVER 200 BRANCHES NATIONWIDE

SKODA

A

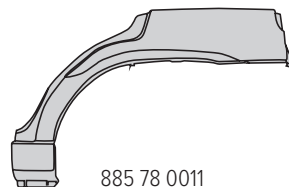
SKODA FELICIA

1995 - 2001

B



C



885 78 0011

D

SKODA FELICIA 1995-2001

REAR WHEEL ARCH - 5 DOOR

YEAR

PART NUMBER

95-01

885 78 0011

885 78 0021

F

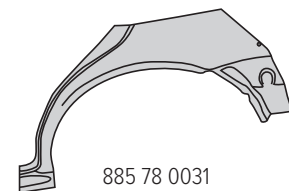
SKODA OCTAVIA

1996 - 2010

H

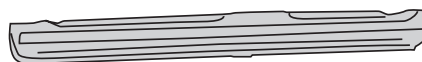


J



885 78 0031

M



884 78 0011

N

SKODA OCTAVIA 1996-2010

FULL SILL 4 & 5 DOOR

YEAR

PART NUMBER

96-10

884 78 0011

884 78 0021

WHEEL ARCH 4 & 5 DOOR

96-10

885 78 0031

885 78 0041

P

R

S

T

V





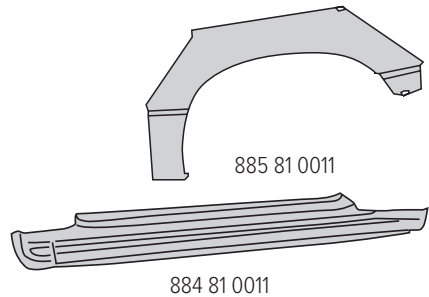
Dynacoat for results that shine

- Simple to use.
- Best colour matching.
- Good value for money.

Three reasons why the Dynacoat paint system has all your refinishing needs covered.

SUZUKI VITARA

1988 - 1998



SUZUKI VITARA 1988-1998

FULL SILL - 2 DOOR

YEAR

PART NUMBER

88-98

884 81 0011

884 81 0021

REAR WHEEL ARCH - 2 DOOR

88-98

885 81 0011

885 81 0021

SUZUKI VITARA

1998 -



SUZUKI VITARA 1998-

FULL SILL - 5 DOOR

YEAR

PART NUMBER

98-

884 81 0031

884 81 0041

Discover the world of
optima

Polishing Wipes

OPT.PM9

The new panel wipes range includes soft textured Polishing Wipes ideal for use on delicate surfaces.



OVER 200 BRANCHES NATIONWIDE

63

TOYOTA

A

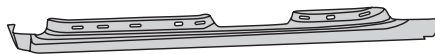
TOYOTA COROLLA

2002 - 2007

B



C



884 82 0031

D

TOYOTA COROLLA 2002-2007

FULL SILL - 4 & 5 DOOR

YEAR

02-07

PART NUMBER

884 82 0031

884 82 0041

F

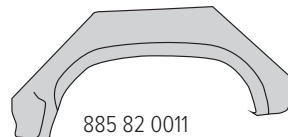
TOYOTA HI-LUX

1988 - 1998

H

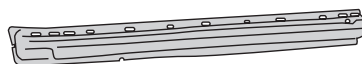


J



885 82 0011

M



884 82 0011

N

TOYOTA HI-LUX 1988-1998

FULL SILL

YEAR

88-98

PART NUMBER

884 82 0011

884 82 0021

REAR WHEEL ARCH 2WD/4WD

88-98

885 82 0011

885 82 0021

P

R

S

T

V

Discover the world of
optima

Microfibre Cloths

OPT.FC5

The new cloths range includes Microfibre Cloths that can be used wet or dry, are machine washable and reusable. Made of 100% woven microfibre with no labels, they leave no scratches or smears on surfaces and are ideal for a wide range of automotive refinishing tasks.



VAUXHALL AGILA

2000 - 2008



884 72 0271

VAUXHALL AGILA 2000-2008

FULL SILL - 4 DOOR

YEAR

PART NUMBER

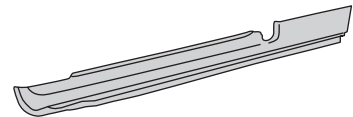
00-08

884 72 0271

884 72 0281

VAUXHALL ASTRA

1979 - 1984



884 72 0031

VAUXHALL ASTRA 1979-1984

FULL SILL - 3 DOOR

YEAR

PART NUMBER

79-84

884 72 0031

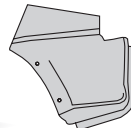
884 72 0041

VAUXHALL ASTRA

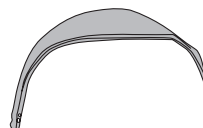
1984 - 1991



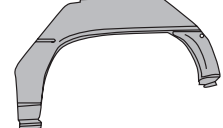
884 72 0051



887 72 0091



885 72 0151



885 72 0131

VAUXHALL ASTRA 1984-1991

FULL SILL 3 DOOR/VAN (NOT ASTRAMAX)

YEAR

PART NUMBER

84-91

884 72 0051

884 72 0061

FULL SILL 4 & 5 DOOR

84-91

884 72 0511

884 72 0521

REAR WHEEL ARCH - 3 DOOR HATCHBACK

84-91

885 72 0131

885 72 0141

INNER REAR WHEEL ARCH

84-91

885 72 0151

885 72 0161

REAR LOWER CORNER

84-91

887 72 0091

887 72 0101

OVER 200 BRANCHES NATIONWIDE

65

A

B

C

D

F

H

J

M

N

P

R

S

T

V

VAUXHALL

VAUXHALL ASTRA

1991 - 1998



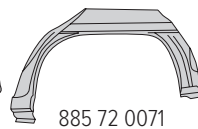
884 72 0011



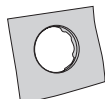
887 72 0001



885 72 0331



885 72 0071



887 72 0021



885 72 0031



885 72 0051

VAUXHALL ASTRA 1991-1998

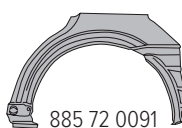
| | YEAR | PART NUMBER | |
|--|-------|-------------|-------------|
| FULL SILL - 4 & 5 DOOR | 91-98 | 884 72 0011 | 884 72 0021 |
| SKIN SILL - 3 DOOR HATCHBACK | 91-98 | 884 72 0071 | 884 72 0081 |
| SKIN SILL - 4DR/5DR HATCHBACK & ESTATE | 91-98 | 884 72 0091 | 884 72 0101 |
| REAR INNER WHEEL ARCH | 91-98 | 885 72 0331 | 885 72 0341 |
| REAR WHEEL ARCH - 3 DOOR | 91-98 | 885 72 0051 | 885 72 0061 |
| REAR WHEEL ARCH - 5 DOOR | 91-98 | 885 72 0071 | 885 72 0081 |
| REAR WHEEL ARCH - ESTATE | 91-98 | 885 72 0031 | 885 72 0041 |
| FUEL FILLER SURROUND PANEL - HATCHBACK | 91-98 | 887 72 0001 | |
| FUEL FILLER SURROUND PANEL - SALOON & ESTATE | 91-98 | 887 72 0021 | |

VAUXHALL ASTRA

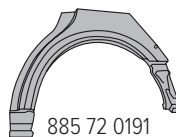
1998 - 2004



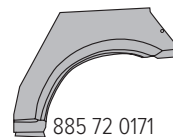
884 72 0531



885 72 0091



885 72 0191



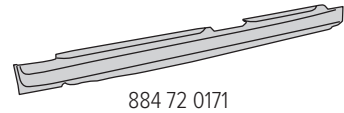
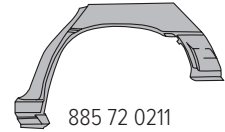
885 72 0171

VAUXHALL ASTRA 1998-2004

| | YEAR | PART NUMBER | |
|------------------------------------|-------|-------------|-------------|
| FULL SILL - 3 DOOR | 98-04 | 884 72 0531 | 884 72 0541 |
| FULL SILL - 4 DOOR & 5 DOOR | 98-04 | 884 72 0431 | 884 72 0441 |
| SKIN SILL - 4 DOOR & 5 DOOR | 98-04 | 884 72 0451 | 884 72 0461 |
| REAR WHEEL ARCH - 3 DOOR HATCHBACK | 98-04 | 885 72 0171 | 885 72 0181 |
| REAR WHEEL ARCH - 5 DOOR | 98-04 | 885 72 0091 | 885 72 0101 |
| REAR WHEEL ARCH - ESTATE | 98-04 | 885 72 0191 | 885 72 0201 |

VAUXHALL CAVALIER

1988 - 1995

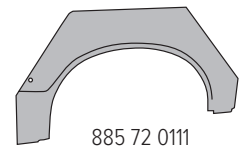


VAUXHALL CAVALIER 1988-1995

| | YEAR | PART NUMBER | |
|------------------------------|-------|-------------|-------------|
| SKIN SILL - 4 & 5 DOOR | 88-95 | 884 72 0151 | 884 72 0161 |
| FULL SILL - 4 & 5 DOOR | 88-95 | 884 72 0171 | 884 72 0181 |
| REAR WHEEL ARCH - 4 & 5 DOOR | 88-95 | 885 72 0211 | 885 72 0221 |

VAUXHALL CHEVETTE

1978 - 1984

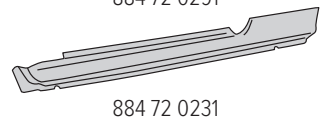
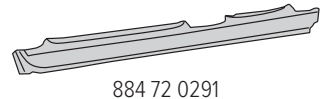
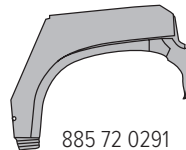


VAUXHALL CHEVETTE 1978-1984

| | YEAR | PART NUMBER | |
|--------------------------|-------|-------------|-------------|
| REAR WHEEL ARCH - 2 DOOR | 78-84 | 885 72 0111 | 885 72 0121 |

VAUXHALL CORSA

1993 - 2000



VAUXHALL CORSA 1993-2000

| | YEAR | PART NUMBER | |
|--------------------------|-------|-------------|-------------|
| SKIN SILL - 3 DOOR & VAN | 93-00 | 884 72 0191 | 884 72 0201 |
| SKIN SILL - 5 DOOR | 93-00 | 884 72 0211 | 884 72 0221 |
| FULL SILL - 3 DOOR & VAN | 93-00 | 884 72 0231 | 884 72 0241 |
| FULL SILL - 5 DOOR | 93-00 | 884 72 0291 | 884 72 0301 |
| REAR WHEEL ARCH - 3 DOOR | 93-00 | 885 72 0291 | 885 72 0301 |

OVER 200 BRANCHES NATIONWIDE

VAUXHALL

A

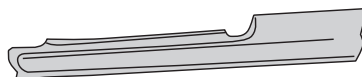
VAUXHALL CORSA

2000 - 2006

B



C



884 72 0251

D

VAUXHALL CORSA 2000-2006

FULL SILL - 3 DOOR

YEAR

PART NUMBER

00-06

884 72 0251

884 72 0261

F

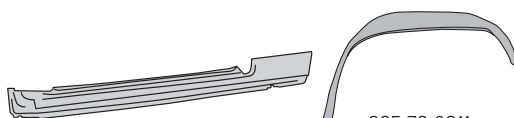
VAUXHALL NOVA

1983 - 1993

H



J



884 72 0131

885 72 0311

M

VAUXHALL NOVA 1983-1993

BATTERY TRAY

YEAR

PART NUMBER

83-93

887720011

N

FULL SILL - 2 & 3 DOOR

83-93

884720131

884720141

P

SKIN SILL - 2 & 3 DOOR

83-93

884720111

884720121

R

INNER REAR WHEEL ARCH

83-93

885720311

885720321

T

REAR WHEEL ARCH - 3 DOOR

83-93

885720011

885720021

R

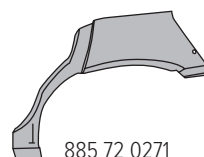
VAUXHALL OMEGA

1993 - 2004

S



T



885 72 0271

V

VAUXHALL OMEGA 1993-2004

REAR WHEEL ARCH - SALOON & ESTATE

YEAR

PART NUMBER

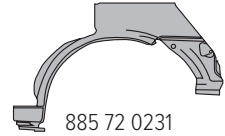
93-04

885 72 0271

885 72 0281

VAUXHALL VECTRA

1995 - 2002



| VAUXHALL VECTRA 1995-2002 | YEAR | PART NUMBER | |
|--------------------------------|-------|-------------|-------------|
| FULL SILL - HATCHBACK & ESTATE | 95-02 | 884 72 0471 | 884 72 0481 |
| REAR WHEEL ARCH - 5 DOOR | 95-02 | 885 72 0231 | 885 72 0241 |

VAUXHALL VECTRA

2002 - 2008



| VAUXHALL VECTRA 2002-2008 | YEAR | PART NUMBER | |
|------------------------------|-------|-------------|-------------|
| REAR WHEEL ARCH - 4 & 5 DOOR | 02-08 | 885 72 0371 | 885 72 0381 |

VAUXHALL VIVARO

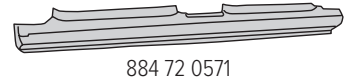
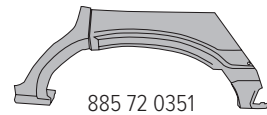
2001 - 2014



| VAUXHALL VIVARO 2001-2014 | YEAR | PART NUMBER | |
|---------------------------|-------|-------------|-------------|
| FRONT DOOR SILL | 01-14 | 884 72 0551 | 884 72 0561 |

VAUXHALL ZAFIRA

1999 - 2005

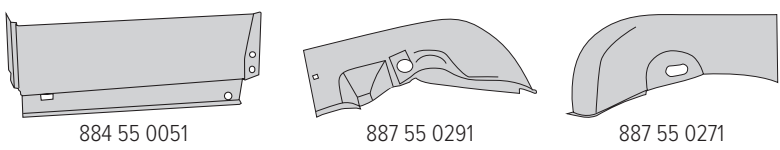
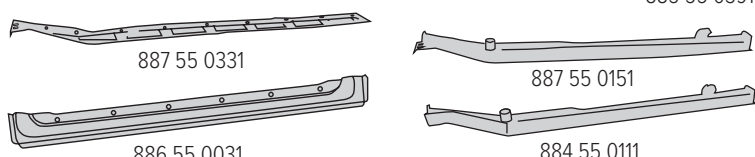
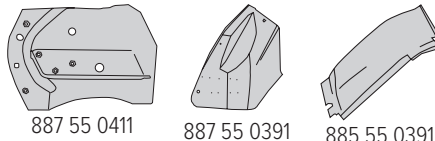
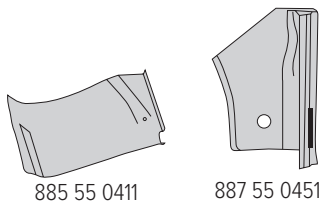


| VAUXHALL ZAFIRA 1999-2005 | YEAR | PART NUMBER | |
|---------------------------|-------|-------------|-------------|
| FULL SILL | 99-05 | 884 72 0571 | 884 72 0581 |
| REAR WHEEL ARCH | 99-05 | 885 72 0351 | 885 72 0361 |

OVER 200 BRANCHES NATIONWIDE

VOLKSWAGEN

VOLKSWAGEN BEETLE



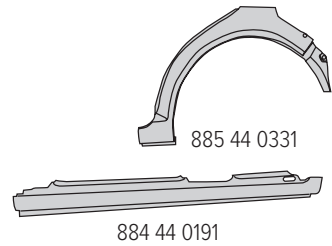
| VOLKSWAGEN BEETLE | YEAR | PART NUMBER | |
|-------------------|------|-------------|--|
|-------------------|------|-------------|--|

| | | | |
|--|-------|-------------|-------------|
| FRONT INNER WING REP. PANEL (NOT 1302/1303) | -74 | 885 55 0391 | 885 55 0401 |
| FRONT INNER WING - REAR SECTION 1302 1303 | -74 | 885 55 0411 | 885 55 0421 |
| FRONT BUMPER MOUNTING 1200 -74 & 1300/1500 -67 | -67 | 887 55 0391 | 887 55 0401 |
| FRONT BUMPER MOUNTING PANEL 1302/1303 | 72-74 | 887 55 0411 | 887 55 0421 |
| DOOR LOWER HINGE PANEL A-POST | 49- | 887 55 0451 | 887 55 0461 |
| HEATER CHANNEL/WARM AIR DUCT (NOT 1302/1303) | 68- | 887 55 0151 | 887 55 0161 |
| HEATER CHANNEL/WARM AIR DUCT 1200/1300 | 69- | 884 55 0111 | 884 55 0121 |
| LOWER SIDE PANEL | -74 | 884 55 0051 | 884 55 0061 |
| LOWER SIDE PANEL COMPLETE WITH NUTS | -74 | 884 55 0071 | 884 55 0081 |
| FLOOR EDGE C/W NUTS (NOT 1302/3) | -74 | 887 55 0331 | 887 55 0341 |
| COMPLETE HALF FLOOR | -67 | 887 55 0351 | 887 55 0361 |
| CLOSING PANEL UNDER SILL | -74 | 884 55 0091 | 884 55 0101 |
| DOOR BOTTOM | -74 | 886 55 0031 | 886 55 0041 |
| CHASSIS OVER REAR AXLE C/W S/ABS BRACKET | -67 | 887 55 0271 | 887 55 0281 |
| CHASSIS OVER REAR AXLE C/W S/ABS BRACKET | 67- | 887 55 0291 | 887 55 0301 |
| REAR BUMPER MOUNTING PANEL | 67- | 887 55 0431 | 887 55 0441 |

VOLKSWAGEN

VOLKSWAGEN BORA

1998 - 2005

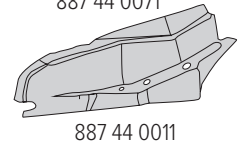

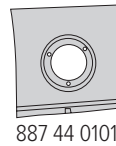


VOLKSWAGEN BORA 1998-2005

| | YEAR | PART NUMBER | |
|--------------------------|-------|-------------|-------------|
| FULL SILL - 4 DOOR | 98-05 | 884 44 0191 | 884 44 0201 |
| REAR WHEEL ARCH - 4 DOOR | 98-05 | 885 44 0331 | 885 44 0341 |

VOLKSWAGEN CADDY

1982 - 1992

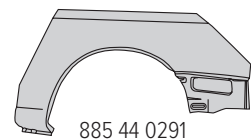


VOLKSWAGEN CADDY 1982-1992

| | YEAR | PART NUMBER | |
|----------------------------------|-------|-------------|-------------|
| FRONT INNER WING - FRONT SECTION | 82-92 | 885 44 0171 | 885 44 0181 |
| FRONT FLOOR PANEL | 82-92 | 887 44 0071 | 887 44 0081 |
| CHASSIS REPAIR BY REAR AXLE | 82-92 | 887 44 0011 | 887 44 0021 |
| CHASSIS REPAIR UNDER BOOT | 82-92 | 887 44 0031 | 887 44 0041 |
| REAR LOWER CORNER | 82-92 | 887 44 0051 | 887 44 0061 |
| FUEL FILLER SURROUND PANEL | | | 887 44 0101 |

VOLKSWAGEN CADDY

1995 - 2004



VOLKSWAGEN CADDY 1995-2004

| | YEAR | PART NUMBER | |
|-----------------|-------|-------------|-------------|
| REAR WHEEL ARCH | 95-04 | 885 44 0291 | 885 44 0301 |

OVER 200 BRANCHES NATIONWIDE

VOLKSWAGEN

VOLKSWAGEN CADDY

2004 >



VOLKSWAGEN CADDY 2004>

FULL SILL

YEAR

PART NUMBER

04-

884 44 0431

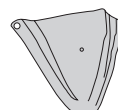
884 44 0441

VOLKSWAGEN GOLF

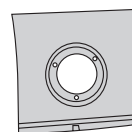
1974 - 1984



885 44 0171



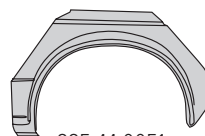
887 44 0051



887 44 0101



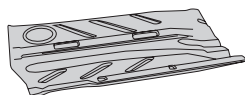
885 44 0031




885 44 0051



885 44 0191



887 44 0071



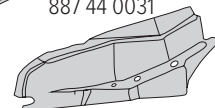
884 44 0011



887 44 0031



884 44 0031



887 44 0011

VOLKSWAGEN GOLF 1974-1984

YEAR

PART NUMBER

FULL SILL - 3 DOOR

74-84

884 44 0011

884 44 0021

FULL SILL - 5 DOOR

74-84

884 44 0031

884 44 0041

REAR WHEEL ARCH - 3 DOOR

74-84

885 44 0051

885 44 0061

REAR WHEEL ARCH - 5 DOOR

74-84

885 44 0031

885 44 0041

FRONT INNER WING - FRONT SECTION

74-84

885 44 0171

885 44 0181

REAR INNER WHEEL ARCH

74-84

885 44 0191

885 44 0201

CHASSIS REPAIR BY REAR AXLE

74-84

887 44 0011

887 44 0021

CHASSIS REPAIR UNDER BOOT

74-84

887 44 0031

887 44 0041

REAR LOWER CORNER

74-84

887 44 0051

887 44 0061

FRONT FLOOR PANEL

74-84

887 44 0071

887 44 0081

FUEL FILLER SURROUND PANEL

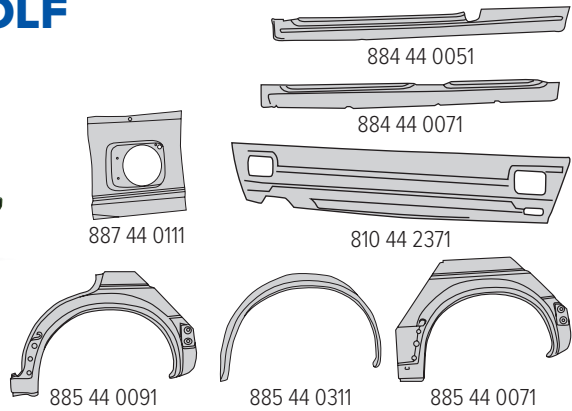
74-84

887 44 0101

VOLKSWAGEN

VOLKSWAGEN GOLF

1984 - 1992

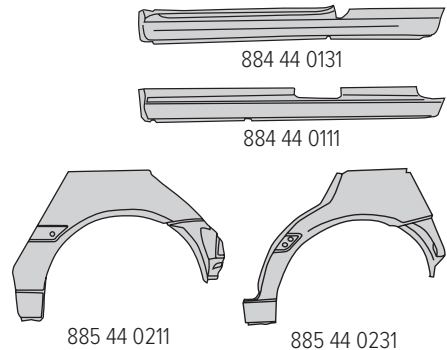


VOLKSWAGEN GOLF 1984-1992

| | YEAR | PART NUMBER | |
|----------------------------|-------|-------------|-------------|
| FULL SILL - 3 DOOR | 84-92 | 884 44 0051 | 884 44 0061 |
| FULL SILL - 5 DOOR | 84-92 | 884 44 0071 | 884 44 0081 |
| REAR WHEEL ARCH - 3 DOOR | 84-92 | 885 44 0071 | 885 44 0081 |
| REAR WHEEL ARCH - 5 DOOR | 84-92 | 885 44 0091 | 885 44 0101 |
| REAR INNER WHEEL ARCH | 84-92 | 885 44 0311 | 885 44 0321 |
| FUEL FILLER SURROUND PANEL | 84-92 | 887 44 0111 | |
| REAR LOWER VALANCE | 84-92 | 810 44 2371 | |

VOLKSWAGEN GOLF

1992 - 1997



VOLKSWAGEN GOLF 1992-1997

| | YEAR | PART NUMBER | |
|--------------------------|-------|-------------|-------------|
| FULL SILL - 3 DOOR | 92-97 | 884 44 0131 | 884 44 0141 |
| FULL SILL - 5 DOOR | 92-97 | 884 44 0111 | 884 44 0121 |
| REAR WHEEL ARCH - 3 DOOR | 92-97 | 885 44 0211 | 885 44 0221 |
| REAR WHEEL ARCH - 5 DOOR | 92-97 | 885 44 0231 | 885 44 0241 |

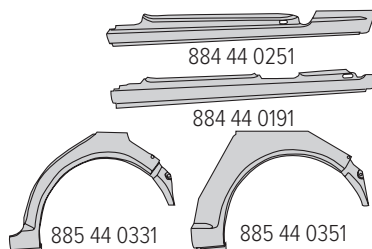
OVER 200 BRANCHES NATIONWIDE

73

VOLKSWAGEN

VOLKSWAGEN GOLF

1997 - 2003



VOLKSWAGEN GOLF 1997-2003

| | YEAR | PART NUMBER | |
|--------------------------|-------|-------------|-------------|
| FULL SILL - 3 DOOR | 97-03 | 884 44 0251 | 884 44 0261 |
| FULL SILL - 5 DOOR | 97-03 | 884 44 0191 | 884 44 0201 |
| REAR WHEEL ARCH - 3 DOOR | 97-03 | 885 44 0351 | 885 44 0361 |
| REAR WHEEL ARCH - 5 DOOR | 97-03 | 885 44 0331 | 885 44 0341 |

VOLKSWAGEN GOLF

2003 - 2008

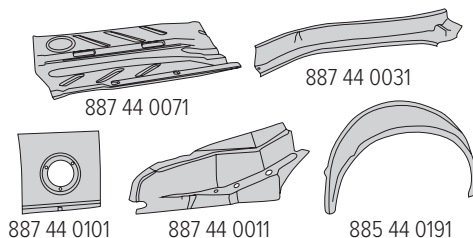


VOLKSWAGEN GOLF 2003-2008

| | YEAR | PART NUMBER | |
|------------------------------|-------|-------------|-------------|
| FULL SILL - 3 DOOR | 03-08 | 884 44 0391 | 884 44 0401 |
| FULL SILL - 4 & 5 DOOR | 03-08 | 884 44 0411 | 884 44 0421 |
| REAR WHEEL ARCH - 3 DOOR | 03-08 | 885 44 0511 | 885 44 0521 |
| REAR WHEEL ARCH - 4 & 5 DOOR | 03-08 | 885 44 0531 | 885 44 0541 |

VOLKSWAGEN JETTA

1974 - 1984

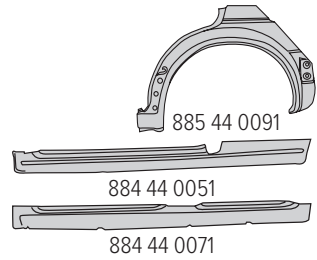


VOLKSWAGEN JETTA 1974-1984

| | YEAR | PART NUMBER | |
|-----------------------------|-------|-------------|-------------|
| FRONT FLOOR PANEL | 74-84 | 887 44 0071 | 887 44 0081 |
| REAR INNER WHEEL ARCH | 74-84 | 885 44 0191 | 885 44 0201 |
| CHASSIS REPAIR BY REAR AXLE | 74-84 | 887 44 0011 | 887 44 0021 |
| CHASSIS REPAIR UNDER BOOT | 74-84 | 887 44 0031 | 887 44 0041 |
| FUEL FILLER SURROUND PANEL | 74-84 | | 885 44 0101 |

VOLKSWAGEN JETTA

1984 - 1992

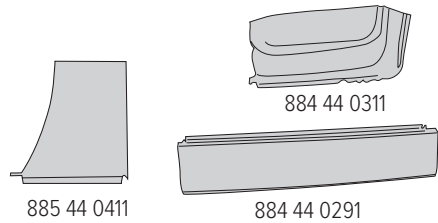


VOLKSWAGEN JETTA 1984-1992

| | YEAR | PART NUMBER | |
|--------------------------|-------|-------------|-------------|
| FULL SILL - 2 DOOR | 84-92 | 884 44 0051 | 884 44 0061 |
| REAR WHEEL ARCH - 2 DOOR | 84-92 | 885 44 0071 | 885 44 0081 |
| REAR WHEEL ARCH - 4 DOOR | 84-92 | 885 44 0091 | 885 44 0101 |

VOLKSWAGEN LT

1975 - 1996



VOLKSWAGEN LT 1975-1996

| | YEAR | PART NUMBER | |
|-----------------------------|-------|-------------|-------------|
| SIDE PANEL | 75-96 | 884 44 0291 | |
| INNER SILL | 75-96 | 884 44 0311 | 884 44 0321 |
| REAR WHEEL ARCH - REAR PART | 75-96 | 885 44 0411 | 885 44 0421 |

VOLKSWAGEN PASSAT

1996 - 2000



VOLKSWAGEN PASSAT 1996-2000

| | YEAR | PART NUMBER | |
|-----------|-------|-------------|-------------|
| FULL SILL | 96-00 | 884 44 0271 | 884 44 0281 |

VOLKSWAGEN PASSAT

2000 - 2005



VOLKSWAGEN PASSAT 2000-2005

| | YEAR | PART NUMBER | |
|--------------------------|-------|-------------|-------------|
| REAR WHEEL ARCH - 4 DOOR | 00-05 | 885 44 0451 | 885 44 0461 |

OVER 200 BRANCHES NATIONWIDE

VOLKSWAGEN

VOLKSWAGEN PASSAT

2005 -



VOLKSWAGEN PASSAT 2005-

FULL SILL - 4 DOOR

YEAR

PART NUMBER

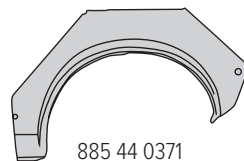
05- 884 44 0351 884 44 0361

REAR WHEEL ARCH - 4 DOOR

05- 885 44 0471 885 44 0481

VOLKSWAGEN POLO

1976 - 1981



885 44 0371

VOLKSWAGEN POLO 1976-1981

REAR WHEEL ARCH - 3 DOOR

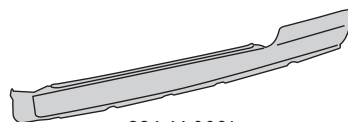
YEAR

PART NUMBER

76-81 885 44 0371 885 44 0381

VOLKSWAGEN POLO

1982 - 1994



884 44 0091

VOLKSWAGEN POLO 1982-1994

FULL SILL - 3 DOOR

YEAR

PART NUMBER

82-94 884 44 0091 884 44 0101



Dynacoat for results that shine

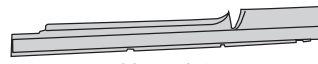
- Simple to use.
- Best colour matching.
- Good value for money.

Three reasons why the Dynacoat paint system has all your refinishing needs covered.

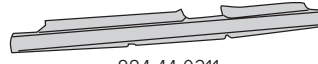
VOLKSWAGEN

VOLKSWAGEN POLO

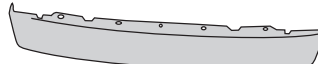
1994 - 2001



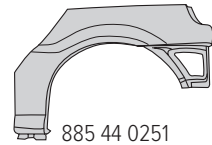
884 44 0151



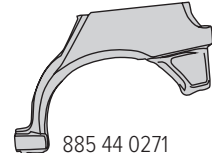
884 44 0211



817 44 0741



885 44 0251



885 44 0271

VOLKSWAGEN POLO 1994-2001

| | YEAR | PART NUMBER | |
|--------------------------|-------|-------------|-------------|
| FULL SILL - 3 DOOR | 94-01 | 884 44 0151 | 884 44 0161 |
| FULL SILL - 5 DOOR | 94-01 | 884 44 0211 | 884 44 0221 |
| REAR WHEEL ARCH - 3 DOOR | 94-99 | 885 44 0251 | 885 44 0261 |
| REAR WHEEL ARCH - 5 DOOR | 94-99 | 885 44 0271 | 885 44 0281 |
| REAR VALANCE | 94-01 | 817 44 0741 | |

VOLKSWAGEN POLO

2001 - 2009

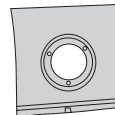


VOLKSWAGEN POLO 2001-2009

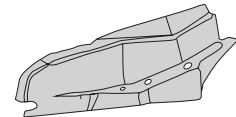
| | YEAR | PART NUMBER | |
|--------------------|------|-------------|-------------|
| FULL SILL - 5 DOOR | | 884 44 0371 | 884 44 0381 |

VOLKSWAGEN SCIROCCO

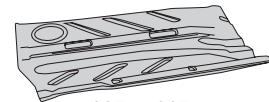
1974 - 1981



887 44 0101



887 44 0011



887 44 0071

VOLKSWAGEN SCIROCCO 1974-1981

| | YEAR | PART NUMBER | |
|-----------------------------|-------|-------------|-------------|
| FRONT FLOOR PANEL | 74-81 | 887 44 0071 | 887 44 0081 |
| CHASSIS REPAIR BY REAR AXLE | 74-81 | 887 44 0011 | 887 44 0021 |
| FUEL FILLER SURROUND PANEL | 74-81 | 887 44 0101 | |

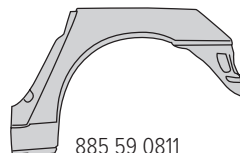
OVER 200 BRANCHES NATIONWIDE

77

VOLKSWAGEN

VOLKSWAGEN SHARAN

1995 - 2000



885 59 0811



884 44 0231

VOLKSWAGEN SHARAN 1995-2000

REAR WHEEL ARCH

YEAR

PART NUMBER

95-00

885 59 0811

885 59 0821

FULL SILL

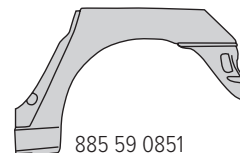
95-00

884 44 0231

884 44 0241

VOLKSWAGEN SHARAN

2000 - 2010



885 59 0851



884 44 0231

VOLKSWAGEN SHARAN 2000-2010

FULL SILL

YEAR

PART NUMBER

00-10

884 44 0231

884 44 0241

REAR WHEEL ARCH

00-10

885 59 0851

885 59 0861

Discover the world of
optima

Meltblown Wipes

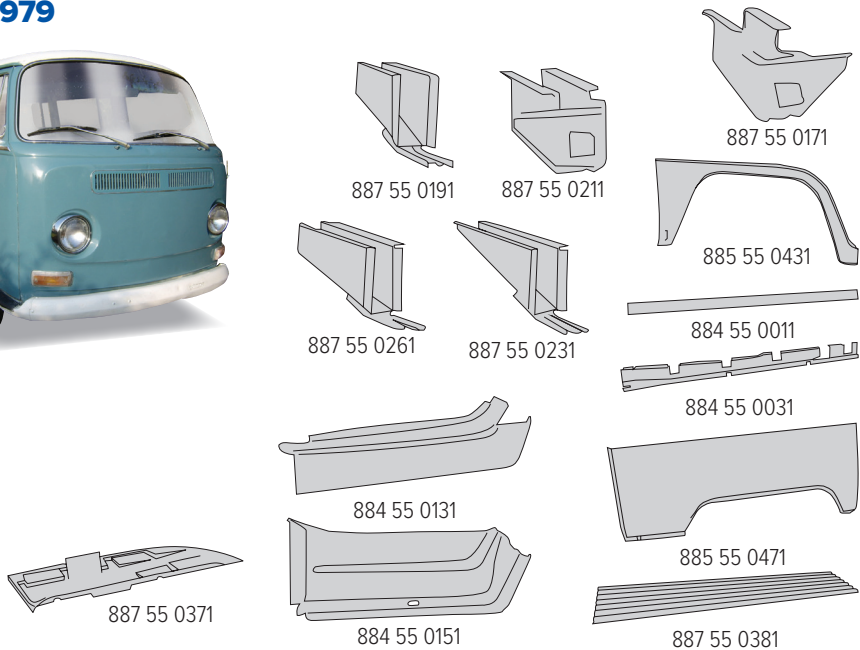
OPT.MB11

The new panel wipes range includes new and improved Meltblown Wipes with the previous material now being upgraded to a higher spec making it even better for pre-cleaning and degreasing applications.



VOLKSWAGEN TRANSPORTER

1968 - 1979



A

B

C

D

F

H

J

M

N

P

R

S

T

V

VOLKSWAGEN TRANSPORTER 1968-1979

| | YEAR | PART NUMBER | |
|----------------------------------|-------|-------------|-------------|
| FRONT WHEEL ARCH SKIN | 68-79 | 885 55 0431 | 885 55 0441 |
| SILL PANEL - 45MM HIGH | 68-79 | 884 55 0011 | 884 55 0021 |
| INNER SILL | 68-79 | 884 55 0031 | 884 55 0041 |
| FRONT JACKING POINT | 68-79 | 887 55 0171 | 887 55 0181 |
| FRONT DOOR STEP - OUTER SECTION | 68-72 | 884 55 0131 | 884 55 0141 |
| FRONT DOOR STEP - INNER SECTION | 68-72 | 884 55 0151 | 884 55 0161 |
| FRONT OUTRIGGERS X2 LEFT & RIGHT | 68-79 | 887 55 0261 | |
| OUTRIGGER CENTRE | 68-79 | 887 55 0191 | 887 55 0201 |
| REAR JACKING POINT | 68-79 | 887 55 0211 | 887 55 0221 |
| REAR OUTRIGGER | 68-79 | 887 55 0231 | 887 55 0241 |
| FRONT WHEEL ARCH C/W DOOR STEP | 68-79 | 885 55 0291 | 885 55 0301 |
| BATTERY SEAT/HOLDER | 68-79 | 887 55 0371 | |
| REAR LOWER CORNER PANEL | 68-79 | 887 55 0311 | 887 55 0321 |
| REAR JACKING POINT SUPPORT | 68-79 | 887 55 0211 | 887 55 0221 |
| REAR WHEEL ARCH | 68-79 | 885 55 0471 | 885 55 0481 |
| REAR FLOOR FLUTED 1500 X 380MM | 68-79 | 887 55 0381 | |

OVER 200 BRANCHES NATIONWIDE

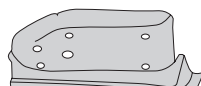
VOLKSWAGEN

VOLKSWAGEN TRANSPORTER

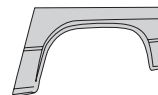
1979 - 1990



885 44 0391



887 44 0131



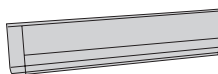
885 55 0311



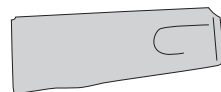
886 55 0051



886 55 0011



884 55 0191



885 55 0331

VOLKSWAGEN TRANSPORTER 1979-1990

| | YEAR | PART NUMBER | |
|-----------------------------|-------|-------------|-------------|
| FRONT WHEEL ARCH | 79-90 | 885 44 0391 | 885 44 0401 |
| FRONT STEP | 79-90 | 887 44 0131 | 887 44 0141 |
| SIDE SILL | 79-90 | 884 55 0191 | 884 55 0201 |
| SIDE DOOR - LOWER DOOR SKIN | 79-90 | 886 55 0011 | |
| FRONT LOWER DOOR SKIN | 79-90 | 886 55 0051 | 886 55 0061 |
| REAR WHEEL ARCH | 79-90 | 885 55 0311 | 885 55 0321 |
| WING REPAIR PANEL - REAR | 79-90 | 885 55 0331 | 885 55 0341 |
| REAR LOWER WING | 79-90 | 885 55 0491 | 885 55 0501 |

Discover the world of
optima

Tack Cloths

OPT.TACK

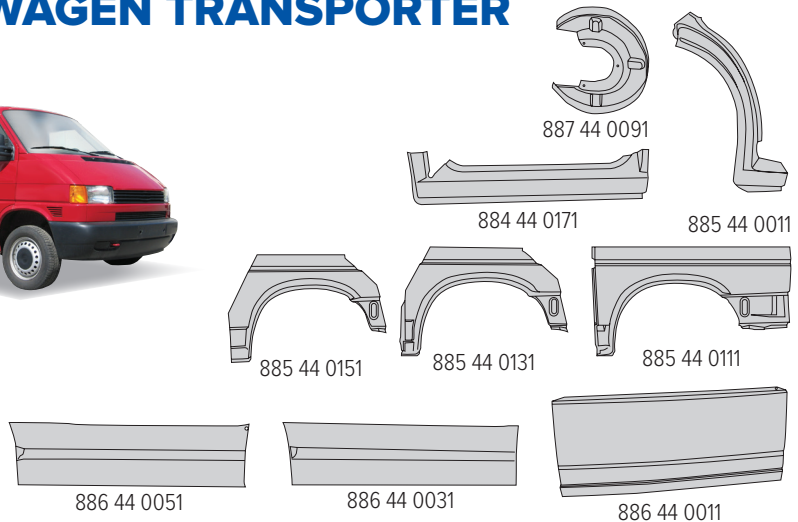
The new cloths range includes Tack Cloths with a unique tackifier that enables effective dust and dirt pick-up and leaves virtually no residue.



VOLKSWAGEN

VOLKSWAGEN TRANSPORTER

1990 - 2003

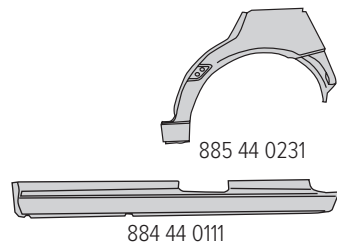


VOLKSWAGEN TRANSPORTER 1990-2003

| | YEAR | PART NUMBER | |
|--|-------|-------------|-------------|
| FRONT WHEEL ARCH | 90-03 | 885 44 0011 | 885 44 0021 |
| FRONT INNER WHEEL ARCH | 90-03 | 885 44 0491 | 885 44 0501 |
| FRONT DOOR STEP SILL | 90-03 | 884 44 0171 | 884 44 0181 |
| FRONT LOWER DOOR SKIN | 90-03 | 886 44 0031 | 886 44 0041 |
| REAR LOWER WING | 90-03 | 885 44 0111 | 885 44 0121 |
| REAR WHEEL ARCH - SHORT WHEEL BASE | 90-03 | 885 44 0131 | 885 44 0141 |
| REAR WHEEL ARCH - LONG WHEEL BASE | 90-03 | 885 44 0151 | 885 44 0161 |
| SIDE LOADING DOOR - LOWER DOOR SKIN 57CM HIGH | 90-03 | 886 44 0011 | |
| REAR BRAKE DISC BACKING PLATE (15" - 16" TYRE) | 90-03 | 887 44 0091 | |
| REAR LOWER DOOR SKIN | 90-03 | 886 44 0051 | 886 44 0061 |

VOLKSWAGEN VENTO

1992 - 1998



VOLKSWAGEN VENTO 1992-1998

| | YEAR | PART NUMBER | |
|--------------------------|-------|-------------|-------------|
| FULL SILL - 4 DOOR | 92-98 | 884 44 0111 | 884 44 0121 |
| REAR WHEEL ARCH - 4 DOOR | 92-98 | 885 44 0231 | 885 44 0241 |

OVER 200 BRANCHES NATIONWIDE

VOLVO

A

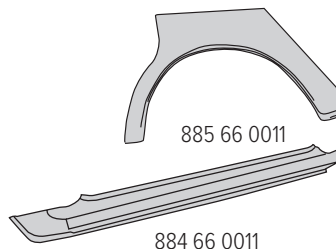
VOLVO 142 / 144 / 145 / 164

1966 - 1975

B



C



D

VOLVO 142/144/145/164 1966-1975

YEAR

PART NUMBER

FULL SILL - 4 DOOR

66-75

884 66 0011

884 66 0021

REAR WHEEL ARCH - 4 DOOR

66-75

885 66 0011

885 66 0021

F

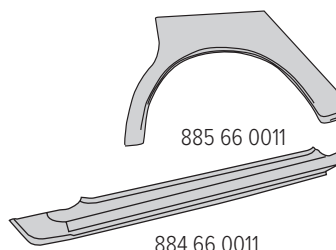
VOLVO 242 / 244 / 245

1974 - 1993

H



J



M

VOLVO 242/244/245 1974-1993

YEAR

PART NUMBER

FULL SILL - 4 DOOR

74-93

884 66 0011

884 66 0021

REAR WHEEL ARCH - 4 DOOR

74-93

885 66 0011

885 66 0021

N

P

R

S

T

V

Discover the world of
optima

2-ply General Purpose Wiper

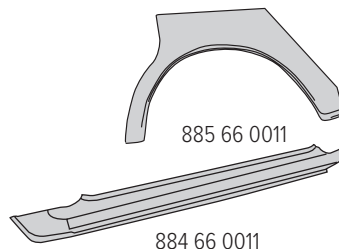
OPT.BM5

The new panel wipes range include the economic and very effective 2-ply General Purpose Wiper. A fast absorbent wiper ideal for mopping up spillages.



VOLVO 262 / 264 / 265

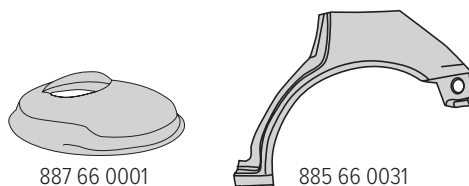
1975 - 1982



| VOLVO 262/264/265 1975-1982 | YEAR | PART NUMBER | |
|-----------------------------|-------|-------------|-------------|
| FULL SILL - 4 DOOR | 75-82 | 884 66 0011 | 884 66 0021 |
| REAR WHEEL ARCH - 4 DOOR | 75-82 | 885 66 0011 | 885 66 0021 |

VOLVO 440 / 460

1988 - 1997



| VOLVO 440/460 1988-1997 | YEAR | PART NUMBER | |
|--------------------------|-------|-------------|-------------|
| REAR WHEEL ARCH - 4 DOOR | 88-97 | 885 66 0031 | 885 66 0041 |
| FRONT SUSPENSION SEAT | 88-97 | 887 66 0001 | |

Discover the world of
optima


Premium Thinner

OPT.PT25 / OPT.PT5

Designed for the effective removal of paints and residues for all refinish spray equipment. A high quality clear material to be used in a suitable refinish gun-wash cleaning machine. Available in a 25 litre drum or 5 litre can.



OVER 200 BRANCHES NATIONWIDE



**ANY PART FOR ANY CAR
OVER 200 BRANCHES NATIONWIDE**



NOTE: selected parts in this booklet may not be stocked by us but are available via our Special Orders team