



# WIRED

*Issue 21 - December 4*

**EURO CAR PARTS PRODUCT NEWS**



# WIRED

“The secret  
of getting ahead  
is getting started”



AirCon Station



Cataclean DPF



Brake Clinic



Workshop Solutions



Box Clever



Klarius



Vehicle Focus



Clutch Replacement



Win Nintendo Wii

# Mercedes-Benz

## Working with CO<sup>2</sup> and 1234YF



In order to comply with the legal provisions going into effect in 2017, Mercedes-Benz will equip its vehicles with air conditioning systems that meet all the relevant performance and safety requirements. The Stuttgart-based automobile manufacturer will exceed the EU's climate protection requirements. From 2017, it will offer in Europe the S- and EClass as the first production passenger cars equipped with CO<sup>2</sup> air conditioning systems

Despite the exceptionally short time frame, the high level of quality targeted by Mercedes-Benz for CO<sup>2</sup> air conditioning systems has already been realised in the new development for the company's top models. Deployment throughout the entire vehicle fleet will not be feasible by the effective date of the new EU directive on 1 January 2017.

In order to also meet the EU requirements on schedule for all other model series, the company has developed safe and reliable solutions for the use of a synthetic refrigerant, which is used throughout the entire automotive industry.

Apart from CO<sup>2</sup>, R1234yf is the only refrigerant produced on an industrial scale to date with which the future requirements of the EU directive for air conditioning systems in new vehicles can be met. The new directive stipulates a limit of 150 for the global warming potential index.

The R1234yf refrigerant is known to have different flammability

properties than the R134a refrigerant used in the industry to date.

In order to ensure a continued high standard of safety for its customers in the future, Mercedes-Benz has carried out extensive testing on all its vehicle models. The result is a comprehensive package of vehicle's specific measures in order to guarantee Mercedes-Benz' high safety standards for the models using the R1234yf refrigerant.

So now if the perfect time to recommend the R1234yf to all Mercedes-Benz specialist, make them aware of the new laws coming in and help them be one step ahead.

For any more queries please contact Aaron Macfarlane on [aaron.macfarlane@eurocarparts.com](mailto:aaron.macfarlane@eurocarparts.com)

# Brake Clinic

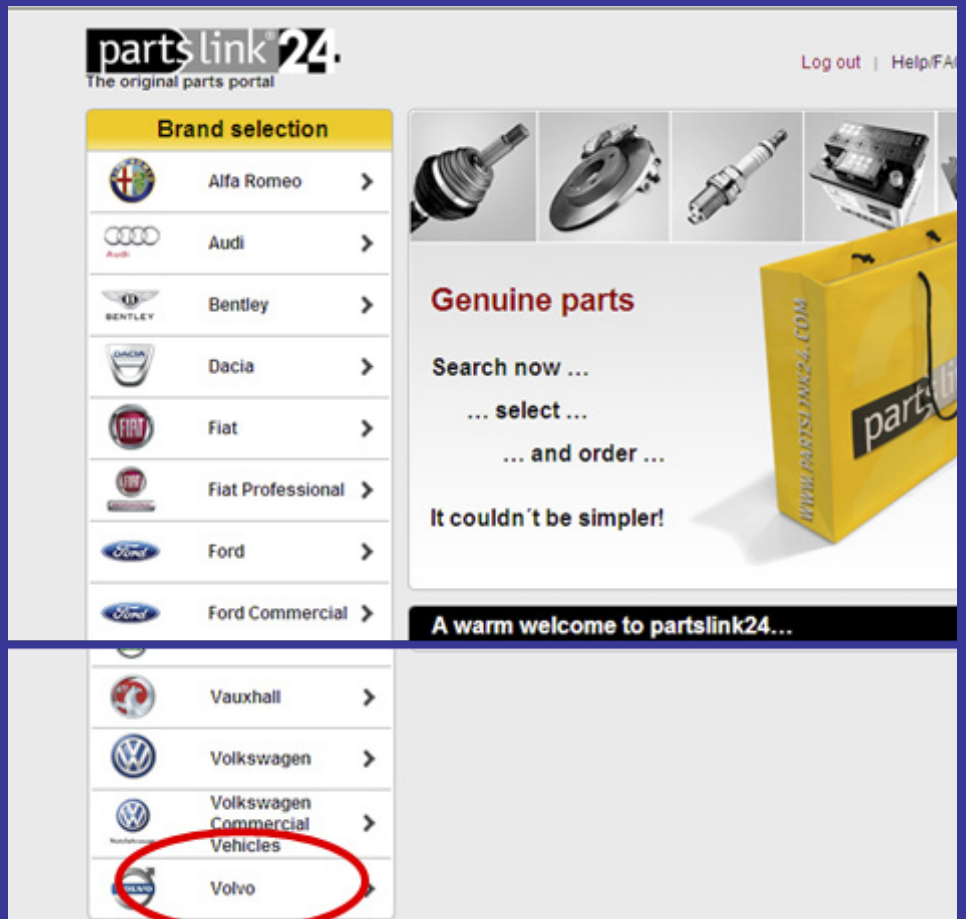
## How to find correct Volvo brakes

**M**any catalogue systems often refer to the wheel or rim size to determine which brake option is fitted.













Although the wheel size can be a useful means of identification unfortunately when it comes to Volvo it is misleading as Volvo systems actually refer to the BRAKE SIZE and NOT the WHEEL SIZE.

It's possible to have 15" brakes fitted with 16" wheels or with 17" wheels etc. However by using partlink24 you can accurately determine the correct brake size;

1. Once you have launched the Volvo application through the partlink-24 webpage enter the Vin number in the direct access box.
2. The Vin decodes and a pop up box appears – “vehicle identification information”.



The screenshot shows the partlink24 website interface. At the top, the logo reads "partlink24. The original parts portal" with "Log out | Help/FAQ" on the right. A "Brand selection" menu is displayed on the left, listing various car brands with their logos and right-pointing arrows. The "Volvo" option at the bottom of the list is circled in red. To the right of the menu, there are images of various car parts (brake pads, discs, spark plugs, and a battery) and a yellow shopping bag with the partlink24 logo. Below the images, the text reads "Genuine parts", "Search now ...", "... select ...", "... and order ...", and "It couldn't be simpler!". At the bottom of the page, a black banner says "A warm welcome to partlink24..."

Brand selection	
	Alfa Romeo >
	Audi >
	Bentley >
	Dacia >
	Fiat >
	Fiat Professional >
	Ford >
	Ford Commercial >
	Vauxhall >
	Volkswagen >
	Volkswagen Commercial Vehicles >
	Volvo >



3. Before closing the pop up window select the “primary option” tab.

4. Scroll down to either “brake type” or sometimes “wheel brake size”.

partslink24 - Vehicle identification

Vehicle Identification [Print](#) | [Close window](#)

The fit results within the catalogues are good, users will need to be checked for correctness.

Vehicle data	Hardware / Software	Primary option	Extended options
Vehicle Identification No.	VV1R371624211551	km/h or mph	M
Model	560 (-09)	Steering gear prod no	8554271
Factory code	22	Type	384
Structure week	200338	License plate	KX53APK
Chassis	0360591	Partner group	Volvo Cars Europe
Year	2004		
Upholstery/interior code	9470	Upholstery/interior	OFF BLACK LEATHER SPORT
Exterior color	426	Exterior color	SILVER METALLIC
Body style code	1	Body style	WITHOUT ROOF HATCH
Special vehicle code	2	Special vehicles	RIGHT HAND DRIVEN
Sales type	32	Sales type	SALES VERSION 32
Market code	15	Market	ENGLAND
Engine code	79	Engine	D524AT
Engine part no	8901066	Engine serial no	0000000000000143338
Transmission code	2	Gearbox	M56

partslink24 - Vehicle identification

Vehicle Identification [Print](#) | [Close window](#)

LU01	AUTOMATIC LOCKING	Without automatic doorlocking
9U00	Adm. for police cars	Not applicable variant, no parts allowed
EK01	B-PILLARVENTILATION	B-pillar ventilation
KV04	BASS LOUDSPEAKER LUGG COMP	Without subwoofers lugg.comp.
CO08	BATTERY	800 Cold cranking Amp
UD01	BATTERY MAIN SWITCH	Without Battery main switch
VE01	BATTERY MINUS CABLE	Battery minus cable, 618
KJ01	BELT REMINDER	Europa type
CD01	BIFUEL	Not BiFuel
RC03	BRAKE ASSISTANCE	Electrical Brake assistance
KL01	ABS CONTROL	Without Brake control
RE01	<b>BRAKE TYPE</b>	<b>15 inch brake</b>
TJ05	SWITCHES/CONTROL/LEVER	Switches control/IL P24
8013	CABLEHARNESS COUPE	Extra variant
8143	CABLEHARNESS ENGINE COMPARTMEN	Extra variant
8320	CABLEHARNESS REAR	Extra variant
8402	CABLEHARNESS ROOF	Extra variant
2H01	CALLSTART OF PARKING HEATER	With callstart of parking heater
K146	CASSETTE/CD RADIO	Radio with CD-changer, EU USA/CDN+AU5 premium spec.
QC19	CATALYST TYPE	Under Floor Converter Diesel Stage3

This particular vehicle has 15” brakes – now use the catalogue section to select the correct part for 15” brakes.

If you have any queries please contact please contact Aaron Spencer on [aaron.spencer@eurocarparts.com](mailto:aaron.spencer@eurocarparts.com) or Ehsan Arabalizadeh on [ehsan@eurocarparts.com](mailto:ehsan@eurocarparts.com)

# Box Clever

## Rewards for your purchase



Ignition specialist NGK Spark Plugs (UK) Ltd is calling on members of its BoxClever garage loyalty scheme to kick off the New Year by

entering a fantastic free draw to win one million points. Enough to exchange for prizes that could be an once-in-a-lifetime holiday or even a new car or van.

The concept of BoxClever remains simple: the more you purchase, the greater the rewards. Following the purchase of NGK spark plugs,



glow plugs, NTK sensors and ignition coils, scheme members are encouraged to collect the single boxes that the products come supplied in and these are then returned in exchange for prize points.

The company recently revitalised the scheme and is now offering an array of exciting new prizes which are featured on the revamped website [ngkboxclever.com](http://ngkboxclever.com) where members can check their points balance, convert their points into prizes and where non-members can now register.

All new claim forms feature a scratch 'n' win panel where members can win a host of points prizes and enter the prize draw and every time they bank their boxes they will get another scratch 'n' win claim form until the end of January 2016.

NGK Spark Plugs (UK) Ltd – which has celebrated the

40th anniversary of being incorporated as a UK subsidiary of Japan in 2015 – has signed up hundreds of garages following a new registration campaign to encourage non-members to join.

BoxClever has been a huge success since its launch more than 10 years ago with thousands of garages having benefitted from the free gifts on offer.

NGK has been promoting the scheme at the recent MechanEx Shows at Donington Park and Sandown Park where it unveiled its new BoxClever – branded stand.

Marketing Manager Mark Hallam said: “We have been overwhelmed with the positive response that we have had to the campaign and now we are urging members to get their entries in so they have the

opportunity of winning one million points which they can then use to get their dream prize.”

Check out the new NGK gift collection today at [ngkboxclever.com](http://ngkboxclever.com) If you have any queries you can contact the BoxClever team at 020 7681 9227 between 9am and 6pm Monday-Friday.


For more information on NGK Spark Plugs (UK) Ltd and its products and services, please visit the website [www.ngkntk.co.uk](http://www.ngkntk.co.uk) Also you can check out its new blogzine at [ngktorque.com](http://ngktorque.com)

For further information contact:

Andy Hurst  
Hurst Media Services  
Tel: 01354 656 555;  
Mob. 0773 694 7803  
[andyh.stonecross@btconnect.com](mailto:andyh.stonecross@btconnect.com)

# Clutch Replacement

## The models with this type of CSC



### PROBLEM

The Concentric Slave Cylinder (CSC) rubber washer (TOP HAT) trapped inside the T piece with the bleed nipple

### RESULT

Burst/Broken CSC, fluid leaks, non working clutch

**W**hen completing a clutch/CSC change on any vehicle it is good practice to adopt the procedure listed below.

When you remove the U clip to detach the bleed nipple union from the CSC pipe, (this is the pipe that protrudes from the gearbox), **you must check to ensure that the old seal is not still inside the bleed nipple T piece – if the old seal is still inside it must be removed - check the end of the old pipe, if the seal is not on the end of the pipe then it is trapped inside the union. Get a torch. Get a pick and get it out.**



Failure to remove this will result in the old seal getting squashed into the union when you fit the bleed nipple unit back on.

This will restrict the fluid return flow which in turn means the CSC cannot return correctly. This normally results in overstroke (CSC overthrowing its maximum operating distance) due to the over pressurisation of the hydraulic system, leading to a hard or solid clutch pedal. Many instances of this have

been observed where the CSC has burst, cracked or completely exploded, when this happens the “hard pedal” will obviously become soft/non existent with the resulting leakage. Installers have in some cases fitted 3 or more concentric slaves and destroyed all of these before identifying the cause – which is simply the old top hat washer still trapped inside the union.

**Check the end of the old pipe, if the seal is not on the end of the pipe then it is trapped inside the union. Get a torch. Get a pick and get it out.**

If you have any queries please contact Trevor Richardson on [trichardson@eurocarparts.com](mailto:trichardson@eurocarparts.com)



# Cataclean DPF

## Protect your DPF

**A**s you know regular Cataclean (542 77 0410) is safe and effective with all petrol, diesel and hybrid engines. There is an extension to this product called Cataclean DPF that can help to reduce the particulate build-up in a vehicles diesel particulate filter (DPF) extending the requirement for the DPF to regenerate, thereby saving fuel.

Many diesel motorists are experiencing problems with their DPF which results in a manual or automated regeneration of the DPF. Motorist who experience this can use Cataclean DPF. Cataclean DPF will help reduce the particulates entering the DPF thereby extending the period for when regeneration of the DPF might be needed.

A Cataclean treatment every 2-3 months also keeps the



catalytic converter and other vital engine parts clean, restoring power and torque, and in most cases saving your customers fuel/money.

The RAC, through Euro Car Parts, have recently started to stock Cataclean DPF on their patrols in order to help their customers with recurring DPF problems.

The link shows an A4 sales leaflets with features and benefits of Cataclean DPF as well as an explanation of how it works is available, to launch a promotion awareness for your customers.

If you have any further queries please contact Pankaj Babbar on [pankaj.babbar@eurocarparts.com](mailto:pankaj.babbar@eurocarparts.com)

[http://ecpedia/intranet/documents/10/3257/A4%20DPF%20Leaflet%20\(email\).pdf](http://ecpedia/intranet/documents/10/3257/A4%20DPF%20Leaflet%20(email).pdf)

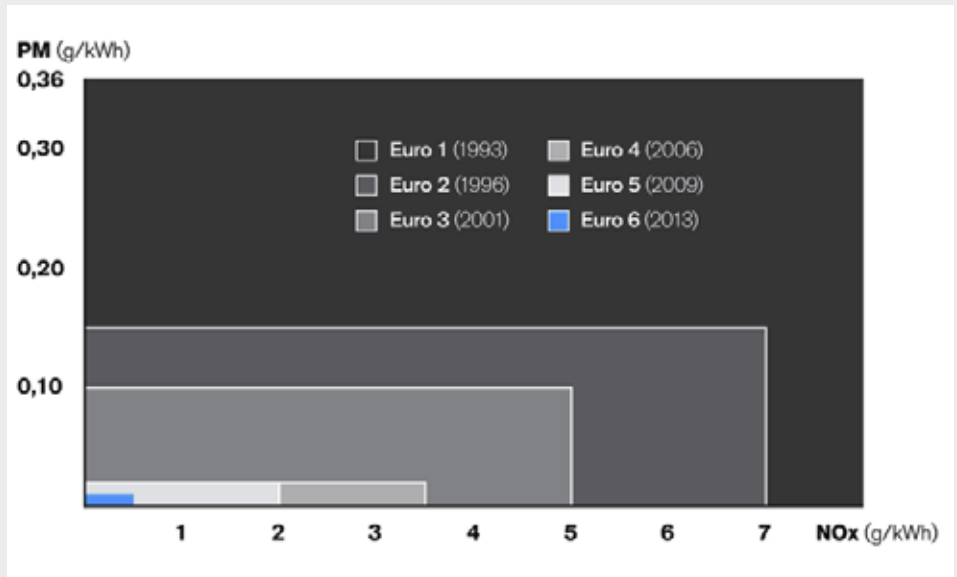
# Workshop Solutions

## What is Euro 6 Legislation?

**F**rom September 2015, ALL NEW cars sold in the UK must be Euro 6 compliant. Euro 6 legislation makes cars emissions cleaner.

The aim is to achieve lower levels of harmful exhaust emissions that you may not have heard of such as nitrogen oxide (NOx), carbon monoxide (CO), hydrocarbons (THC and NMHC) and particulate matter (PM), which is basically soot. An additional effect is that customers may see better fuel economy from the newer engine technology.

NOx is a harmful pollutant that is often blamed for damaging the environment but has also been proven to have serious health implications on the public. Particulate matter, meanwhile, is a local pollutant that has also been linked to health problems.



The graph shows Euro 6 emissions as a proportion of what used to be permitted in previous standards.

### What does it mean for the Workshop?

Emissions legislation like Euro 6 is a key driver in the

development of vehicle technology. Maintenance and testing equipment also has to keep up. Thus, as AdBlue, Diesel Particulate Filters and the like have been introduced, so new equipment e.g. AdBlue dispensers and DPF cleaners are required. Workshops considering replacing their

Emissions Analyser should be thinking about selecting an option that is compatible with the current Euro 6 standard.

### **What does it mean for you?**

Opportunities for sales and making better connectivity with customers by talking to them now, before our competitors do.

1. Check ALL your MOT customers – see what emissions analyser's they have, the following machines may not be Euro 6 compliant:

- Oliver 6500/6502/9500/K9000
- Protech
- Motorscan

There is no time scale from the DVSA on the implementation Euro 6.

2. Let them know that we can now calibrate BOSCH

and from Q1 Crypton combi analysers with our own Workshop Solutions engineers.

3. Check their rebate status, if they need a new analyser let them know we offer a range from Workshop Solutions – contact [quotes@eurocarparts.com](mailto:quotes@eurocarparts.com)



# Klarius

## New warranty, new VOR ordering

### KLARIUS EXHAUSTS NOW WITH A 3 YEAR WARRANTY (WAS PREVIOUSLY 2 YEARS)

**K**larius Exhaust VOR orders have moved away from the NDC to Klarius direct.

There are two main reasons for this:

1. The volume of exhaust VOR's received by the NDC are at such a massive level that the NDC is struggling to cope
2. The NDC is extremely short of space

As Klarius already deliver stock orders to the branch network on a daily basis, it makes sense for them to deliver your VOR's

direct to you as well. This means that you will have to place VOR orders directly with Klarius through the SOP screen. The process is very simple, but it does require a little effort from you.

Begin with going on to ECPedia and checking the stock.

Go to ECPedia Home screen. In the Product section, the dropdown menu will show Klarius Stock.



Click on Klarius Stock and this will take you to another screen. On the left is a link STKWECP...

Click on this link and it will open up into an Excel spreadsheet.

The Spreadsheet shows the Klarius and ECP Part number with the current stock.

If there is no stock at Klarius, then put a request through to Special Orders to see if the part is available from an alternative supplier. Please note that the Klarius file is updated every hour, so it is as accurate as possible.

For further information on how to book out Klarius please contact Paul Reynolds on [paul.reynolds@eurocarparts.com](mailto:paul.reynolds@eurocarparts.com)

# Vehicle Focus

## The Ford Fiesta Mk7 ST 1.6T



**A**longside our normal Performance & Styling product updates, we would like to look at specific popular vehicles that we can cater for. It gives you a chance to hit the specialists in your area with a vehicle focus, rather than just swamping them with everything.

This week is the turn of a future classic hot hatch (yes, they are making a comeback). The Ford Fiesta Mk7 ST 1.6T...

Here is just a small snapshot of what parts are on offer for this vehicle:



Powerflex Handling Pack  
– 973 59 9041

Inc. front wishbone front and rear bushes. Rear anti roll bar bushes and engine mounts.

PF Camber Bolt Kit  
– 973 77 2021

Front Arm Rear Bush  
(Caster Adjustable)  
– 973 59 1411

All Powerflex bushes are available in road or track versions (Purple or Black).



Milltek Cat Back System  
– 912 59 7591 (non-resonated)  
Large bore downpipe and sports cat – 912 59 7571  
Large bore downpipe and decat – 912 59 7581



H&R Monotube Coilovers  
– 982 59 5241

ST Coilovers  
– 976 59 0270

H&R Lowering Springs  
– 981 59 0291 (35mm)

H&R lowering springs  
– 981 59 0301 (20mm)

Other parts available.

Please contact the performance team on this or any other vehicle you may have. Contact the Performance Team

[justin.wasling@eurocarparts.com](mailto:justin.wasling@eurocarparts.com)

[david.kracke@eurocarparts.com](mailto:david.kracke@eurocarparts.com)

[miles.corrick@eurocarparts.com](mailto:miles.corrick@eurocarparts.com)

or on our new email address  
[performanceteam@eurocarparts.com](mailto:performanceteam@eurocarparts.com)

**Want to win a brand new Nintendo Wii mini just in time for Xmas? Answer the following questions and ONE lucky winner could get their hands on one!**

1. When did the Euro 6 Legislation start?
2. Which type of engines is Cataclean safe and effective with?
3. Where can you accurately determine the correct brake size?
4. Name of the garage loyalty scheme

5. How many years warranty can your customer get with Klarius products?
6. The legal provisions that effects Mercedes-Benz will start in which year?

Email your answers to [wired@eurocarparts.com](mailto:wired@eurocarparts.com) and one winner will be picked at random.

We only had 2 winners from the last issue. The winners were: Lee Maxwell & Mark Blair. Well done for being the only two to crack the code!

