


Medical Reference Catalogue 2015

 Wolters Kluwer



inkling

Interactive eBook by Inking

Interactive eBook with Complete Content

Inking is designed for education and filled with student-friendly features. The interactive eBooks offer tablet, smartphone or online access to:

- Watch embedded videos
- Review with interactive animations on iPad or Android devices
- Interactive Self-Review quizzes
- View online ancillary content within the text itself. This may include videos, tests & an image bank.
- buy the whole book or by chapter


- Complete content with enhanced navigation
- A powerful search feature that pulls results from your notes, everything in the book, and even the web
- Cross-linked pages, references, and more for easy navigation
- Ability to highlight text for easier reference of key content
- Ability to share notes with friends and colleagues
- Ability to save your favorite content for future, quick reference



Contact your Wolters Kluwer representative for a Free Demonstration

Anesthesiology, Critical Care & Pain Management	1
Emergency Medicine, Toxicology & Trauma	11
Internal Medicine	17
• Cardiology	33
• Dermatology, Family & General Practice	35
• Infectious Diseases	37
• Nephrology	37
• Pulmonary & Thoracic Medicine	38
• Urology	38
• <i>Primary Care Series</i>	36
• <i>Lippincott Manual Series</i>	39
• <i>Lippincott Williams & Wilkins Handbook Series</i>	40
• <i>Pocket Notebook Series</i>	42
• <i>The 5-Minute Consult Series</i>	43
• <i>The Washington Manual® Series</i>	44
• <i>The Washington Manual® Subspecialty Consult Series</i>	44
Neurology, Neurosurgery and Psychiatry	45
Obstetrics & Gynecology	53
Oncology	57
Ophthalmology & Optometry	63
• <i>Wills Eye Institute Color Atlas Series</i>	66
Orthopedics, Physical Medicine, Rehabilitation & Sports Medicine	67
• <i>Master Techniques in Orthopaedic Surgery Series</i>	76
• <i>Operative Techniques in Orthopaedic Surgery Series</i>	77
Pathology	81
• <i>Advances in Surgical Pathology Series</i>	90
• <i>Biopsy Interpretation Series</i>	91
• <i>Diagnostic Pathology Series, Published by Amirsys®</i>	91
• <i>Differential Diagnoses in Surgical Pathology Series</i>	92
Pediatrics	93
Radiology & Nuclear Medicine	97
• <i>Diagnostic Imaging Series, Published by Amirsys®</i>	104
• <i>Expert Differential Diagnoses Series (EXPERTddx®) Series, Published by Amirsys®</i>	103
• <i>Specialty Imaging Series, Published by Amirsys®</i>	103
• <i>LWW Teaching File Series</i>	104
Surgery	105
• <i>Mastery of Surgery Series</i>	118
• <i>Master Techniques in Otolaryngology - Head & Neck Surgery Series</i>	119
• <i>Master Techniques in Surgery Series</i>	119
• <i>Operative Techniques in Surgery Series</i>	120

We make every effort to ensure that the contents of this catalogue are correct at the time of publication. However, it is occasionally necessary to make changes to a product's bibliographic details and publication date without prior notice. All stocks are subject to availability and all prices, bibliographic details and publication dates are liable to change without prior notice.



Abdominal and Pelvic Pain
From Definition to Best Practice
 Bert Messelink MD
 Andrew Baranowski MD
 John Hughes MD




October 2014 / Paperback
 Approx. 344 pp.
 978-1-4963-0618-0

DESCRIPTION

This unique title presents authoritative guidance on the current science and management of abdominal, pelvic, and visceral pain as presented at the 1st World Congress on Abdominal & Pelvic Pain held in Amsterdam in the spring of 2013.

Abdominal and Pelvic Pain: From Definition to Best Practice integrates basic science and clinical phenotypes into a multidisciplinary continuum of care, encouraging improved national and international standards of management. More than 45 global contributors provide clear discussions of management strategies; multidisciplinary teamwork; somatic and psychological aspects of pain; the pain syndrome approach and collaborative care; the role of pathways and algorithms; pharmacotherapy; physiotherapy, psychology, and neuromodulation; and much more.



Fordyce's Behavioral Methods for Chronic Pain and Illness
Republished with Invited Commentaries


Chris Main
 Professor of Clinical Psychology, Pain Management, Primary Care Sciences,
 Keele University, United Kingdom
Francis Keefe PhD
 Duke University



October 2014 / Paperback
 Approx. 480 pp.
 978-1-4963-0617-3

DESCRIPTION

Nearly forty years after its original publication, one of the most influential textbooks on modern pain management is available again for today's generation, in a unique and enhanced edition. Now complemented by expert, chapter-by-chapter commentaries from leading authorities on psychologically-oriented pain management and pain-associated disability, *Fordyce's Behavioral Methods for Chronic Pain and Illness* blends Dr. Fordyce's pioneering behavioral concepts with modern research and clinical practice. This innovative title is ideal for clinicians and researchers involved in the multidisciplinary assessment, treatment, and management of pain and pain-associated disorders, as well as anyone interested in behavioral approaches to chronic pain and illness.



Anesthesia for Genetic, Metabolic, and Dysmorphic Syndromes of Childhood

Third Edition

Victor C. Baum MD

University of Virginia

Jennifer E. O'Flaherty MD

Geisel School of Medicine and Dartmouth-Hitchcock Medical Center

January 2015 / Hardcover

Approx. 496 pp. / Approx. 187 Illus.

978-1-4511-9279-7


inking

DESCRIPTION

Using a quick-reference, encyclopedic format, *Anesthesia for Genetic, Metabolic, and Dysmorphic Syndromes of Childhood, 3rd Edition*, presents the anesthetic implications of a plethora of distinct syndromes, with up-to-date information, complete and current bibliographies, and more than 140 clinical photographs. You'll find practical information on common and uncommon manifestations in the major anatomic areas, as well as what you need to know for safe and effective anesthesia of both children and adults.

FEATURES

- Presents each syndrome in an easy-to-follow format: name, synonym(s), and common and uncommon manifestations in each organ system, followed by anesthetic considerations, including which syndromes have no anesthetic implications.
- Lists syndromes and synonyms alphabetically, and cross-references synonyms for quick look-up.
- Incorporates an overview of the pathology and relevant clinical findings for each syndrome, and highlights considerations in perioperative management.
- Features a helpful glossary at the beginning of the book, as well as diagrams that review pertinent biochemical pathways.



Clinical Anesthesia Fundamentals

Paul Barash MD

Yale University School of Medicine

Bruce F. Cullen MD

University of Washington

Michael Cahalan MD

The University of Utah School of Medicine

Robert K. Stoelting MD

Indiana University School of Medicine

April 2015 / Paperback

Approx. 912 pp./ Approx. 265 Illus./ Approx. 160 Tables

978-1-4511-9437-1


inking

DESCRIPTION

From the popular and highly respected Clinical Anesthesia family of titles comes a new resource that clearly and simply explains the core concepts of anesthesiology that you need to know. From physiology and pharmacology to anatomy and system-based anesthesia, it uses full-color graphics, easy-to-read tables, and clear, concise text to convey the essential principles of the field.

FEATURES

- Find the information you need on key aspects of anesthesia for every specialty area and every body system.
- Watch helpful video tutorials for each chapter, and assess your knowledge with questions and answers throughout the text.
- Grasp important information quickly with “Did You Know?” boxes that highlight essential elements of each chapter.
- Ideal for medical students, residents, SRNAs, CRNAs, or anyone who needs a quick overview of the essential elements of clinical anesthesia in an easily accessible format.



Lippincott's Anesthesia Review: 1000 Questions and Answers

Paul Sikka MD


October 2014 / Paperback
 Approx. 400 pp./ Approx. 275 Illus.
 978-1-4511-3200-7

DESCRIPTION

A new question and answer review book for anesthesia residents studying for the in-training exam or the written board exam. Also an excellent study tool for practitioners studying for the recertification exam. Covers 1000 questions and answers covering all areas of anesthesiology. Multiple-choice style questions incorporating tables, drawings and photographs.

FEATURES

- "Common Mistakes Made on this Question" feature
- Answers will frequently explain why answers are right AND why incorrect answers are wrong.
- Over 1000 exam-style questions and answers
- Questions and answers incorporate graphics when necessary, including full-color TEE images.



Postoperative Pain

Science and Clinical Practice

Oliver Wilder-Smith
 Lars Arendt-Nielsen
 David Yarnitsky
 Kris Viissers


October 2014 / Paperback
 Approx. 232 pp.
 978-1-4963-0619-7



DESCRIPTION

Postoperative Pain: Science and Clinical Practice compiles the proceedings of the November, 2013 IASP Research Symposium on Operative Pain into one convenient volume, giving you clinically relevant and research-driven information on the state of the art in postoperative pain. Global experts from the IASP provide practical knowledge on everything from basic research in animals to human research on clinical questions of diagnosis and treatment – information that's ideal for pain researchers and clinicians who deal with perioperative pain.

A wide variety of topic are covered, including Persistent Post-surgical Pain; Neuroimaging and Post-operative Persistent Pain; Central Sensitization, Synaptic Potentiation, and Microglia; Electrophysiological Techniques; Contribution of Positron Emission Tomography (PET) for Understanding Neuronal Activation and Neurotransmission in Pain; Drug Effects and Altered Perioperative Pain Processing; the Role of Intra-Operative Nerve Injury in Persistent Postoperative Pain; and many more.



Master Techniques in Upper and Lower Airway Management

William Rosenblatt MD ; Wanda M. Popescu MD
Yale University School of Medicine

February 2015 / Hardcover
Approx. 400 pp./ Approx. 500 Illus.
978-1-4511-9304-6

inking


DESCRIPTION

Overcome the toughest airway challenges with **Master Techniques in Upper and Lower Airway Management!** Under the preeminent editorial guidance of William Rosenblatt, MD and Wanda Popescu, MD, a multitude of expert anesthesiologists guide you through all the ins and outs of managing difficult airways. This anesthesiology reference's case-based approach demonstrates the clinical applications of important principles, and a large collection of online videos shows you how to perform key techniques successfully.

"Two master clinician educators, Drs. William Rosenblatt and Wanda Popescu, calling on their expertise in airway management and thoracic anesthesia, respectively, have developed a unique book which explores the pathway of the airway from lips (nares) to the terminal bronchi to develop a highly focused volume with accompanying e-media to highlight clinical management. Although the organization of the book may seem obvious or intuitive, this is the first time a textbook has been developed in this manner. For the reader, these individuals have assembled the 'go to faculty' for both pre-operative consultation, as well as, intra-operative airway related events in their specialties." – from the Foreword by Paul G. Barash MD

FEATURES

- Be prepared to tackle a complete range of upper airway problems with comprehensive coverage of everything from evaluation and basic management of the difficult upper airway patient, through pre-existing conditions, such as:
 - Otolaryngology and maxillofacial procedures
 - Nasal intubation, tracheostomy, and foreign bodies
 - Pediatric patients
 - The at-risk cervical spine
 - Extubation, and more
- This title also covers lower air way issues including:
 - Interventional pulmonology
 - Lung isolation devices and techniques
 - Airway surgery
 - Surgeries requiring lung isolation
 - Congenital abnormalities of the lower airway
 - Lung transplantation
 - Lower airway emergencies and more.
- Apply principles in practice by reviewing case histories that show concrete applications in the context of managing real patients. Then challenge your decision making with case-based questions and answers that delve into the details that lead to optimal outcomes.
- Master vital nuances of technique by watching a large collection of online videos derived from more than 700 actual patients.



Stoelting's Pharmacology and Physiology in Anesthetic Practice Fifth Edition

Steven Shafer MD
Stanford University Medical Center
Pamela Flood MD
James Rathmell MD
Massachusetts General Hospital; Harvard Medical School


November 2014 / Hardcover
Approx. 912 pp. / Approx. 500 Illus. / Approx. 300 Tables
978-1-6054-7550-9

DESCRIPTION

Ensure safe and effective perioperative patient management with *Stoelting's Pharmacology and Physiology in Anesthetic Practice*. This best-selling clinical reference provides comprehensive, current, clinically oriented, authoritative information on all aspects of pharmacology and physiology that are relevant to anesthesiology, equipping you to make the most informed clinical decisions about the care of your patients.

FEATURES

- Apply the latest knowledge with coverage of all new drugs, as well as new findings on the actions and interactions of established drugs.
- Prepare for certification and recertification exams with the most widely respected reference on anesthetic pharmacology and physiology.
- Benefit from the authority of a "who's who" in contemporary anesthesiology, under the masterful editorial leadership of Dr. Robert K. Stoelting's chosen successors.



Stoelting's Handbook of Pharmacology and Physiology in Anesthetic Practice Third Edition

Robert K. Stoelting MD
Indiana University School of Medicine

November 2014 / Paperback
Approx. 1104 pp. / Approx. 200 Illus. / Approx. 300 Tables
978-1-6054-7549-3

DESCRIPTION

Understanding pharmacology as it applies to the function of anesthetic drugs is crucial to learning how to be an anesthesiologist; understanding how physiology interacts with the drugs you are administering is just as important. This handbook follows the chapter headings of its parent textbook. Figures and tables are used extensively to summarize key points and dosages, making the book easy to use in the OR. A separate drug index makes looking up individual drugs fast and easy.

FEATURES

- Comprehensive but succinct coverage of all major topics
- Easy to access
- Many tables and lists to emphasize key points
- NEW CHAPTERS on drug delivery systems, pharmacogenomics
- New coverage of drugs with anesthetic interactions and the physiology of resuscitation



Ultrasound-Guided Regional Anesthesia and Pain Medicine Second Edition

Paul E. Bigeleisen MD

University of Pittsburgh School of Medicine

Steven L. Orebaugh MD

University of Pittsburgh Medical Center; Southside/ Mercy Ambulatory Center

Jacques E. Chelly MD, PhD, MBA

University of Pittsburgh Physicians; University of Pittsburgh Medical Center Health System

February 2015 / Hardcover

Approx. 592 pp. / Approx. 754 Illus. / Approx. 4 Tables

978-1-4511-7333-8


inking

DESCRIPTION

Get up-to-date on all of the techniques that are rapidly becoming today's standard of care with *Ultrasound-Guided Regional Anesthesia and Pain Medicine, 2nd Edition*. With this extensively revised edition, you'll see how the increased use of ultrasound for diagnosis and treatment of chronic pain and other medical conditions can transform your patient care. Noted authorities discuss the techniques you need to know for upper and lower extremity blocks, truncal blocks, pain blocks, trauma and critical care, and more.

FEATURES

- Quickly grasp the salient features of each block, including indications, relevant anatomy, the transducer type, needle, local anesthetic, technique, tips, and references for further study.
- Learn from global experts on topics such as recent ultrasound-guided musculoskeletal blocks and the uses of ultrasound in the treatment of shock and trauma.
- Get up to speed on new techniques, thanks to 48 new chapters covering transforaminal cervical injections, cervical facet injections, insertion of peripheral nerve stimulators using ultrasound guidance, genital femoral nerve injections, suprascapular nerve injection, ultrasound guidance to fill implanted pain reservoir, sacroiliac injections, and much more.
- Care for your young patients more effectively with a separate section devoted to pediatric regional anesthesia.
- See exactly how to perform the techniques with high-quality ultrasound images and depictions of relevant anatomy.



Rogers' Textbook of Pediatric Intensive Care

Fifth Edition

Donald Shaffner MD

John Hopkins Children's Center

David Nichols MD

American Board of Pediatrics

February 2015 / Hardcover

Approx. 2000 pp. / Approx. 762 Illus. / Approx. 380 Tables

978-1-4511-7662-9

inking

DESCRIPTION

The Rogers textbook has been the gold standard in pediatric intensive care through four editions. For this edition, it will be transformed into a full color text, and it will continue its tradition of clearly explaining both the principles underlying pediatric critical care disease and trauma and how these principles are applied in clinical practice.

FEATURES

- Comprehensive
- Integrates basic science and clinical utility
- The Rogers brand
- Worldwide editorial and authorial representation

ANESTHESIOLOGY, CRITICAL CARE & PAIN MANAGEMENT

TITLE	EDITION	AUTHOR	PUB DATE	ISBN
Avoiding Common Anesthesia Errors	Second Edition	Marcucci	October 2015	978-1-4511-9519-4
Clinical Anesthesia Procedures of the Massachusetts General Hospital	Ninth Edition	Pino	October 2015	978-1-4511-9515-6
Critical Care Handbook of the Massachusetts General Hospital	Sixth Edition	Wiener-Kronish	October 2015	978-1-4511-9510-1
Clinical Anesthesia Fundamentals		Barash	April 2015	978-1-4511-9437-1
Master Techniques in Upper and Lower Airway Management		Rosenblatt	February 2015	978-1-4511-9304-6
Rogers' Textbook of Pediatric Intensive Care	Fifth Edition	Shaffner	February 2015	978-1-4511-7662-9
Ultrasound-Guided Regional Anesthesia and Pain Medicine	Second Edition	Bigeliesen	February 2015	978-1-4511-7333-8
Anesthesia for Genetic, Metabolic, and Dysmorphic Syndromes of Childhood	Third Edition	Baum	January 2015	978-1-4511-9279-7
Stoelting's Handbook of Pharmacology and Physiology in Anesthetic Practice	Third Edition	Stoelting	November 2014	978-1-6054-7549-3
Stoelting's Pharmacology and Physiology in Anesthetic Practice	Fifth Edition	Shafer	November 2014	978-1-6054-7550-9
Lippincott's Anesthesia Review: 1000 Questions and Answers		Sikka	October 2014	978-1-4511-3200-7
Anesthesiologist's Manual of Surgical Procedures	Fifth Edition	Jaffe	May 2014	978-1-4511-7660-5
Comprehensive Atlas Of Ultrasound-Guided Pain Management Injection Techniques		Waldman	December 2013	978-1-4511-8670-3
Irwin & Rippe's Manual of Intensive Care Medicine	Sixth Edition	Irwin	December 2014	978-1-4511-8500-3
Marino's The ICU Book, International Edition	Fourth Edition,	Marino	October 2013	978-1-4511-8869-1
The MGH Review of Critical Care Medicine		Berg	October 2013	978-1-4511-7368-0
The Washington Manual of Critical Care, REVISED	Second Edition, REVISED	Kollef	October 2013	978-1-4511-9387-9
A Practical Approach to Transesophageal Echocardiography	Third Edition	Perrino	September 2013	978-1-4511-7560-8
A Practical Approach to Neuroanesthesia		Mongan	June 2013	978-1-4511-7315-4
Handbook of Clinical Anesthesia	Seventh Edition	Barash	April 2013	978-1-4511-7615-5
Clinical Anesthesia, Print + Ebook with Multimedia	Seventh Edition	Barash	April 2013	978-1-4511-4419-2
Review of Clinical Anesthesia	Sixth Edition	Connelly	April 2013	978-1-4511-8372-6
Basic Perioperative Transesophageal Echocardiography		Savage	December 2012	978-1-4511-9046-5
Shnider and Levinson's Anesthesia for Obstetrics	Fifth Edition	Suresh	December 2012	978-1-4511-1435-5

ANESTHESIOLOGY, CRITICAL CARE & PAIN MANAGEMENT

TITLE	EDITION	AUTHOR	PUB DATE	ISBN
Comprehensive Atlas of 3D Echocardiography		Shernan	December 2012	978-1-4511-4322-5
Pocket Anesthesia	Second Edition	Urman	November 2012	978-1-4511-7324-6
A Practical Approach to Cardiac Anesthesia	Fifth Edition	Hensley	October 2012	978-1-4511-3744-6
Handbook of Neuroanesthesia	Fifth Edition	Newfield	October 2013	978-1-6054-7965-1
Pocket ICU		Frendl	August 2012	978-1-4511-0984-9
Complications in Regional Anesthesia and Pain Medicine	Second Edition	Neal	July 2012	978-1-4511-0978-8
The Ultimate Echo Guide	Second Edition	Roldan	December 2011	978-1-6054-7647-6
The 5-Minute ICU Consult		Yunen	December 2011	978-1-6054-7216-4
Atlas of Image-Guided Intervention in Regional Anesthesia and Pain Medicine	Second Edition	Rathmell	December 2011	978-1-6083-1704-2
Civetta, Taylor, and Kirby's Manual of Critical Care		Gabrielli	November 2011	978-0-7817-6915-0
Yao and Artusio's Anesthesiology: Problem-Oriented Patient Management	Seventh Edition	Yao	November 2012	978-1-4511-0265-9
Atlas of Airway Management: Techniques and Tools	Second Edition	Orebaugh	October 2011	978-1-4511-0339-7
A Visual Guide to Crisis Management (Point of Care Essentials)		Chu	September 2011	978-1-4511-3011-9
A Visual Guide to Regional Anesthesia (Point of Care Essentials)		Chu	September 2011	978-1-4511-3012-6
A Visual Guide to Anesthesia Procedures (Point of Care Essentials)		Chu	September 2011	978-1-4511-3010-2
A Visual Guide to Transesophageal Echocardiography (Point of Care Essentials)		Chu	September 2011	978-1-4511-2788-1
Pocket Pain Medicine		Urman	June 2011	978-1-6083-1336-5
The Practice of Perioperative Transesophageal Echocardiography: Essential Cases		Perrino	October 2010	978-1-6054-7716-9
A Practical Approach to Anesthesia Equipment		Dorsch	October 2010	978-0-7817-9867-9
Comprehensive Textbook of Perioperative Transesophageal Echocardiography	Second Edition	Savage	October 2010	978-1-6054-7246-1
Neurology for the Non-Neurologist	Sixth Edition	Weiner	July 2010	978-1-6054-7239-3
Clinical Anesthesia Procedures of the Massachusetts General Hospital	Eighth Edition	Levine	May 2010	978-1-6054-7460-1
Cancer Pain: Assessment, Diagnosis, and Management		Fitzgibbon	January 2010	978-1-6083-1089-0



International Association for the Study of Pain

IASP®

Working together for pain relief

TITLE	AUTHOR	PUB DATE	ISBN
Musculoskeletal Pain: Basic Mechanisms & Implications	Graven-Nielsen	October 2014	978-0-9310-9223-7
Fordyce's Behavioral Methods for Chronic Pain and Illness: Republished with Invited Commentaries	Main	October 2014	978-1-4963-0617-3
Abdominal and Pelvic Pain: From Definition to Best Practice	Messelink	October 2014	978-1-4963-0618-0
Pain 2014 Refresher Courses: 15th World Congress on Pain	Raja	October 2014	978-0-9310-9226-8
Postoperative Pain: Science and Clinical Practice	Wilder-Smith	October 2014	978-1-4963-0619-7
Orofacial Pain	Sessle	July 2014	978-0-9310-9217-6
Sickle Cell Pain, Second Edition	Ballas	March 2014	978-0-9310-9206-0
Headache and Pain	Baron	October 2013	978-0-9310-9203-9
Pain Models: Translational Relevance and Applications	Handwerker	October 2013	978-0-9310-9294-7
Pain Comorbidities: Understanding and Treating the Complex Patient	Giamberardino	August 2012	978-0-9310-9292-3
The Phenomenon of Pain	Marchand	August 2012	978-0-9310-9291-6
Pain 2012 Refresher Courses: 14th World Congress on Pain	Tracey	August 2012	978-0-9310-9293-0
Pain-Related Fear: Exposure-Based Treatment	Vlaeyen	August 2012	978-0-9310-9287-9
Chronic Pain: An Integrated Biobehavioral Approach	Flor	August 2011	978-0-9310-9290-9
Cancer Pain: From Molecules to Suffering	Paice	July 2010	978-0-9310-9281-7
Pharmacology of Pain	Beaulieu	January 2010	978-0-9310-9278-7
Mechanisms and Management of Pain for the Physical Therapist	Sluka	July 2009	978-0-9310-9277-0
Functional Pain Syndromes: Presentation and Pathophysiology	Mayer	April 2009	978-0-9310-9275-6
Pain Management for Older Adults: A Self-Help Guide	Hadjistavropoulos	April 2008	978-0-9310-9270-1
Sleep and Pain	Lavigne	June 2007	978-0-9310-9280-0



Atlas of Clinical Emergency Medicine

Scott C. Sherman MD; Christopher Ross MD, FACEP, FAAEM, FRCP;

Erik K. Nordquist MD

Cook County Health & Hospitals System

Ernest Wang MD, FACEP

NorthShore University HealthSystem, Evanston, IL; University of Chicago Pritzker School of Medicine

Stephen Cico MD

Sanford Health

June 2015 / Hardcover

Approx. 512 pp. / Approx. 950 Illus.


978-1-4511-8882-0

DESCRIPTION

A physician's time is limited in the ED, and lengthy paragraphs that take several sentences to make a management recommendation are no longer useful to the emergency physician at the point of care. This customer-focused Atlas allows emergency physician to quickly look up a diagnosis and make the appropriate management decisions in 3 minutes or less.

FEATURES

- Visual presentation of the most common disorders that present in the emergency room
- New editorial board, including young and up-and-coming emergency physicians
- New table of contents focused on key disorders emergency medicine physicians see in practice
- New chapter template emphasizes bulleted text organized by Clinical Presentation, Diagnosis, and Management



Decision Making in Emergency Critical Care

An Evidence-Based Handbook

John E Arbo MD

Weil Cornell Medical College; New York Presbyterian Hospital

Stephen Ruoss MD

Stanford University Medical Center

Geoffrey Lighthall MD

Stanford University Medical Center

Michael Jones MD

Albert Einstein College of Medicine

October 2014 / Paperback

Approx. 832 pp. / Approx. 116 Illus./ Approx. 120 Tables

978-1-4511-8689-5


inking

DESCRIPTION

Looking for a concise and authoritative resource to help you manage the types of complex cardiac, pulmonary, and neurological emergencies you encounter as a resident or attending emergency room physician? Look no further than *Decision Making in Emergency Critical Care: An Evidence-Based Handbook*. This portable guide to rational clinical decision-making in the challenging – and changing – world of emergency critical care provides in every chapter a streamlined review of a common problem in critical care medicine, along with evidence-based guidelines and summary tables of landmark literature.

FEATURES

- Prepare for effective critical care practice in the emergency room's often chaotic and resource-limited environment with expert guidance from fellows and attending physicians in the fields of emergency medicine, pulmonary and critical care medicine, cardiology, gastroenterology, and neurocritical care.
- Master critical care fundamentals as experts guide you through the initial resuscitation and the continued management of critical care patients during their first 24 hours of intensive care.
- Confidently make sustained, data-driven decisions for the critically ill patient using expert information on everything from hemodynamic monitoring and critical care ultrasonography to sepsis and septic shock to the ED-ICU transfer of care.



Emergency Medicine CAQ Review for Physician Assistants

Jessica J Britnell MS, PA-C; Hannah Dodd; Kristin Vella Gray; Matt Brochu
Brigham and Women's Hospital

June 2015 / Paperback
Approx. 250 pp. / Approx. 27 Illus. / Approx. 21 Tables
978-1-4963-1428-4

inkling


DESCRIPTION

Written entirely by physician assistants, for physician assistants, *Emergency Medicine CAQ Review for Physician Assistants* is your go-to study guide for the Physician Assistants EM-CAQ exam. Now this first-of-its kind review offers you a convenient resource to help you need to demonstrate your proficiency and expertise in emergency medicine!

"The book is a treasure trove of clinical information, carefully formulated with a question-based format designed to optimally prepare [physician assistants] for their emergency medicine examinations." - Ron M. Walls, MD, Executive Vice President and Chief Operating Officer, Brigham and Women's Health Care, Neskey Family Professor of Emergency Medicine, Harvard Medical School, Boston, MA

FEATURES

- Consult just one reliable source for a complete review of what you need to know for the exam.
- Prepare with confidence! This study guide was written using the NCCPA emergency medicine content blueprint.
- Get focused, well-organized, and up-to-date guidance from EM-PAs who have passed the exam.
- Maximize your study time with 250 multiple-choice questions that mimic the exam, including rationales for correct and incorrect answers.
- Cover every area of your field in one easy-access guide:
 - Abdominal and GI
 - Cardiovascular
 - Dermatologic
 - Endocrine, metabolic, and nutritional disorders
 - Environmental
 - Head, ear, eye, nose, and throat disorders
 - Hematologic
 - Immune system
 - Musculoskeletal
 - Nervous system
 - Obstetrics and gynecology
 - Psychobehavioral disorders
 - Pulmonary
 - Renal and urogenital
 - Systemic infectious disorders
 - Toxicology disorders
 - Traumatic disorders
 - Procedures and skills



Essential Emergency Procedures

Second Edition

Kaushal Shah MD

St. Luke's-Roosevelt Hospital Center; University Hospital of Columbia University College of Physicians and Surgeons

Chilembwe Mason MD

Bronx-Lebanon Hospital Center

April 2015 / Paperback

Approx. 450 pp. / Approx. 337 Illus. / Approx. 50 Tables

978-1-4698-9190-3

inking

DESCRIPTION

When seconds count, turn to the resource that provides easy-to-find, easy-to-follow guidelines for the essential procedures you're likely to use in today's Emergency Department. *Essential Emergency Procedures, 2nd Edition* delivers the information you need using a consistent, bulleted, outline format, so you can find what you're looking for quickly and easily. Abundantly illustrated in full color, it guides you step by step through nearly 100 adult and pediatric procedures.

FEATURES

- Consult seven all-new chapters for current information on procedures used in today's ED:
 - Video laryngoscopy
 - Delayed sequence intubation
 - NO DESAT
 - Meconium aspirator for airway suctioning
 - E-FAST
 - Retrograde urethrogram/cystogram
 - Soft tissue ultrasound.
- Quickly locate foreign body removal and trauma procedures in new, separate sections devoted to these key areas.
- Find ultrasound procedures now conveniently located with their respective body system chapters.
- Locate safety and quality guidelines easily within each chapter: an all-new feature edited by Dr. Reuben Strayer that reviews common procedural and cognitive errors to avoid for each procedure.



Fleisher & Ludwig's Textbook of Pediatric Emergency Medicine
Seventh Edition

Richard G. Bachur MD
 Boston Children's Hospital
Kathy N. Shaw, MD, MSCE

University of Pennsylvania School of Medicine; The Children's Hospital of Philadelphia

September 2015 / Hardcover

Approx. 1200 pp
 978-1-4511-9395-4


DESCRIPTION

Before the 1st edition of the Textbook of Pediatric Emergency Medicine published, there was no official pediatric emergency medicine subspecialty in either pediatrics or emergency medicine. This book defined many of the treatments, testing modalities procedural techniques and approaches to care for the ill and injured child. As such, it was written with both the pediatrician and the emergency physician in mind.

The Textbook of Pediatric Emergency Medicine, has an entirely new editorial board and templated chapters focusing on evidence-based diagnosis and management of pediatric patients in the ED. The book's content has been rewritten to eliminate and eliminate redundancy, creating succinct sections that pertain to patient care in the ED. Templated chapters include:

- Clinical Outcomes/Goals of Therapy
- Current Evidence, Clinical Considerations
- Clinical Recognition: Triage
- Initial Assessment
- Management/Diagnostic
- Testing Clinical indications for discharge or admission including parental instructions, references etc.

In the ED, nurses and physicians work closely as a paired team, thus this edition reflects that partnership and offers content tailored to it. Online ancillaries, found in the bundled eBook, include Learning Links for nursing considerations and clinical pathways that outline the key steps to take when managing critically ill patients.



Harwood-Nuss' Clinical Practice of Emergency Medicine Sixth Edition

Allan B. Wolfson MD

University of Pittsburgh Emergency Medicine Residency

Gregory W. Hendey MD

Community Regional Medical Center

Robert L. Cloutier MD, MCR

Oregon Health and Science University

Louis J. Ling MD

University of Minnesota Medical School; Hennepin Regional Poison Center

Carlo L. Rosen MD

Harvard Medical School; Beth Israel Deaconess Medical Center

Jeffrey J. Schaider MD

Rush Medical College; Cook County Health and Hospital System

October 2014 / Hardcover

Approx. 1860 pp. / Approx. 461 Illus. / Approx. 741 Tables

978-1-4511-8881-3

inkling

DESCRIPTION


Harwood-Nuss' Clinical Practice of Emergency Medicine presents a clinically focused and evidence-based summary of this specialty, giving you fast, dependable answers to the clinical questions that arise in your practice. Templated chapters guide you through the clinical presentation, differential diagnosis, evaluation, management, and disposition of a full range of complaints and conditions seen in the ED, with highlighted critical interventions and common pitfalls – all the information you need to provide each patient with optimal care.

FEATURES

- Additional online-only content (including chapters, figures, and tables) and access to over 1500 self-assessment questions and answers online
- A unique section on High-Risk Chief Complaints guides you through the most critical presentations in the ED, such as chest pain, abdominal pain, shortness of breath, and altered mental status, so you can ensure that these patients are stabilized and treated quickly and effectively.
- A section on Clinical Disposition draws attention to important post-ED management concerns.
- A concise, readable format allows quick access to the information you need.
- Reorganized pediatric section
- New Key Testing sections found in appropriate chapters

EMERGENCY MEDICINE, TOXICOLOGY & TRAUMA

TITLE	EDITION	AUTHOR	PUB DATE	ISBN
Fleisher & Ludwig's Textbook of Pediatric Emergency Medicine	Seventh Edition	Bachur	September 2015	978-1-4511-9395-4
Atlas of Clinical Emergency Medicine		Sherman	June 2015	978-1-4511-8882-0
Emergency Medicine CAQ Review for Physician Assistants		Britnell	June 2015	978-1-4963-1428-4
Essential Emergency Procedures	Second Edition	Shah	April 2015	978-1-4698-9190-3
Harwood-Nuss' Clinical Practice of Emergency Medicine	Sixth Edition	Wolfson	October 2014	978-1-4511-8881-3
Decision Making in Emergency Critical Care: An Evidence-Based Handbook		Arbo	October 2014	978-1-4511-8689-5
Pocket Emergency Medicine	Third Edition	Zane	September 2014	978-1-4511-9065-6
Rosen & Barkin's 5-Minute Emergency Medicine Consult, Premium Edition	Fifth Edition	Schaider	August 2014	978-1-4511-9068-7
Emergency Medicine Evidence		Aaronson	June 2014	978-1-4511-9298-8
Practical Guide to Emergency Ultrasound	Second Edition	Cosby	September 2013	978-1-4511-7555-4
Avoiding Common Prehospital Errors		Lawner	September 2012	978-1-4511-3159-8
1200 Questions to Help You Pass the Emergency Medicine Boards	Second Edition	Aldeen	June 2012	978-1-4511-3162-8
Lippincott's Manual of Toxicology		Lippincott	May 2012	978-1-4511-7330-7
Rapid Interpretation of ECGs in Emergency Medicine - A Visual Guide		Martindale	April 2012	978-1-4511-2837-6
Manual of Emergency Airway Management	Fourth Edition	Walls	April 2013	978-1-4511-4491-8
Essential Emergency Procedural Sedation and Pain Management		Valani	October 2011	978-1-4511-1606-9
Essential Emergency Imaging		Lewis	September 2011	978-1-6083-1893-3
Cook County Manual of Emergency Procedures		Simon	September 2011	978-1-6091-3442-6
Essential Emergency Trauma		Shah	August 2011	978-1-6083-1894-0
Fleisher and Ludwig's 5-Minute Pediatric Emergency Medicine Consult (The 5-Minute Consult Series)		Hoffman	July 2011	978-1-6054-7749-7
Manual of Emergency Medicine (Lippincott Manual Series)	Sixth Edition	Braen	May 2011	978-1-6083-1249-8
Avoiding Common Errors in the Emergency Department		Mattu	May 2010	978-1-6054-7227-0
Textbook of Pediatric Emergency Medicine	Sixth Edition	Fleisher	May 2010	978-1-6054-7159-4



Best Practices for Transradial Approach in Diagnostic Angiography and Intervention

Olivier Bertrand

Quebec Heart-Lung Institute; Laval University; McGill University; CAIC Transradial Interventions Working Group

Sunil Rao

Duke University Medical Center; Durham VA Medical Center

January 2015 / Hardcover

Approx. 350 pp. / Approx. 227 Illus.

978-1-4511-7725-1

inkling


Specialty: Cardiology

DESCRIPTION

Best Practices for Transradial Approach in Diagnostic Angiography and Intervention provides an innovative, patient-friendly approach to percutaneous coronary intervention, delivering authoritative guidance on the procedures, as well as solid evidence from clinical studies and experienced facilities. Learn from pioneers and experts in the field how you can improve patient care and optimize outcomes using this efficient and cost-effective technique.

FEATURES

- Increase your knowledge of the tremendous recent advancements to the transradial approach, and learn the clinical advantages and benefits of this approach compared with the standard femoral approach.
- Benefit from the combined knowledge of a team of worldwide experts who provide practical "tips and tricks" that help you make the most of this globally acknowledged technique in your practice.
- Gain insight into all relevant aspects of transradial coronary access, from basic facts and procedural details to complications and non-coronary interventions.
- Examine an up-to-date, in-depth review and critical analysis of data available in the literature.



The Cardiology Intensive Board Review

Third Edition

Leslie Cho MD

Robert and Suzanne Tomsich Department of Cardiovascular Medicine, Cleveland Clinic

Brian P. Griffin MD, FACC

Heart and Vascular Institute, Cleveland Clinic

November 2014 / Paperback

Approx. 400 pp / Approx. 225 illus.

978-1-4511-7671-1

inking

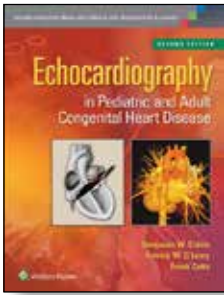
Specialty: Cardiology

DESCRIPTION

Ace your cardiovascular medicine certification or recertification exam with *The Cardiology Intensive Board Review* Question Book – the bestselling exam prep resource from the Cleveland Clinic! Hundreds of case-based review questions, written in the same format as the ABIM cardiovascular medicine boards, challenge your knowledge of the full range of topics you'll face on the exam.

FEATURES

- Ensure highly targeted, high-yield preparation with content areas covered in the same proportion as those on the actual exam.
- Supplement gaps in your knowledge by exploring complete discussions of why each answer is correct or incorrect, with references to the literature for further study.
- Assess your mastery of the latest topics with abundant new questions on cardiac catheterization, electrophysiology, congenital heart disease, hypertension, and much more.
- Prepare efficiently and effectively thanks to a user-friendly full-color design, filled with images and tables comparable to those used on the boards.



Echocardiography in Pediatric and Adult Congenital Heart Disease Second Edition

Benjamin W. Eidem MD; Frank Cetta MD; Patrick W. O'Leary MD
Mayo Clinic

November 2014 / Hardcover
Approx. 720 pp / Approx. 890 illus.
978-1-4511-9122-6

inking

Specialty: Cardiology

DESCRIPTION

Effectively evaluate congenital heart disorders with *Echocardiography in Pediatric and Adult Congenital Heart Disease!* Expert clinicians at the Mayo Clinic and other leading institutions provide a comprehensive review of echocardiographic evaluation and diagnosis of congenital heart disease in both pediatric and adult patients. Covering the full range of congenital abnormalities as well as valve prostheses and the transplanted heart, this respected cardiology reference provides you with all the state-of-the-art knowledge you need to successfully assess challenging cardiac lesions and defects.

FEATURES

- Obtain the maximum diagnostic value from all of the latest imaging approaches, including tissue Doppler, three-dimensional echocardiography, intracardiac and intraoperative transesophageal echocardiography, and cardiac magnetic resonance imaging and MR angiography.
- Master new strategies for evaluating interventional and VAD patients, performing functional assessments of the left and right ventricle, and much more.
- Update and expand your clinical skills with new chapters on Systemic Diseases, Interventional Echocardiography in Congenital Heart Disease, and Echo Assessment of Mechanical Circulatory Support, plus extensive updates throughout.
- Visualize the full gamut of echocardiographic findings with the aid of more than 1,300 illustrations, over 900 in full color, as well as over 300 online video clips.
- Interpret findings with greater ease thanks to an increased number of correlative anatomic images.
- Find and apply information quickly via concise, practical, accessible chapters.
- Test your knowledge with multiple-choice questions, only available in the eBook, testing comprehension of the main principles from each chapter



Josephson's Clinical Cardiac Electrophysiology

Fifth Edition

Mark Josephson MD

Harvard Medical School; Harvard-Thorndike Electrophysiology Institute and Arrhythmia Service; Beth Israel Deaconess Medical Center

November 2015 / Hardcover

Approx. 928 pp / Approx. 1146 illus.

978-1-4511-8741-0

inkling


Specialty: Cardiology

DESCRIPTION

Turn to this updated, classic text for a thorough understanding of the mechanisms of cardiac arrhythmias and the therapeutic interventions used to treat them. **Josephson's Clinical Cardiac Electrophysiology, 5th Edition** delivers Dr. Mark Josephson's unparalleled guidance on the electrophysiologic methodology required to define the mechanism and site of origin of arrhythmias – enabling you to choose the safest and most effective therapy for each patient.

FEATURES

- Get comprehensive coverage of mechanisms, clinical implications, and limitations of current therapeutic interventions, including drugs, and catheter and surgical ablation.
- Gain a better visual understanding thanks to more than 1,100 illustrations (over 100 are new!), an increased number of 3-D color anatomical mapping images, ECG examples, photographs of equipment, and procedural diagrams.
- Stay up to date with information on new technologies of ablation and pitfalls of interpreting data; innovative new catheters; new drug information; and new tables summarizing SVT and VT criteria.
- Benefit from Dr. Josephson's decades of experience as "the father of clinical cardiac electrophysiology," and learn from his proven approaches and methods in this challenging area.
- View procedural videos and ECG tracings in motion in the accompanied eBook
- Now with the print edition, enjoy the bundled interactive eBook edition, offering tablet, smartphone, or online access to:
 - Procedural videos, ECG tracings in motion, an image bank, and links to Pub Med references.
 - Complete content with enhanced navigation.
 - Powerful search tools and smart navigation cross-links that pull results from content in the book, your notes, and even the web.
 - Cross-linked pages, references, and more for easy navigation.
 - Highlighting tool for easier reference of key content throughout the text.
 - Ability to take and share notes with friends and colleagues.
 - Quick reference tabbing to save your favorite content for future use.



Kaplan's Clinical Hypertension

Third Edition

Norman Kaplan MD

University of Texas Southwestern Medical School

Ronald G. Victor MD

Houston J. and Florence A. Doswell Hypertension Center; University of Texas Southwestern Medical Center

October 2014 / Hardcover

Approx. 461 pp / Approx 119 illus.

978-1-4511-9013-7

inking

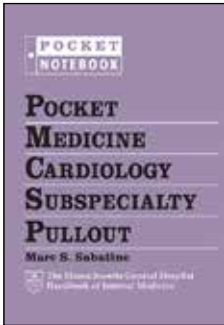
Specialty: Cardiology

DESCRIPTION

Accessible, evidence-based guidance on managing patients with hypertension. *Kaplan's Clinical Hypertension* provides you with current, practical, evidence-based recommendations for preventing and treating all forms of hypertension. Integrating the latest basic science findings and clinical trial data, this 11th Edition enables you to put the latest approaches to work in managing your patients.

FEATURES

- Comprehensive updates throughout place the most recent management recommendations at your fingertips.
- Updated coverage brings you up to speed on the pathogenesis of hypertension and many other evolving areas.
- Abundant algorithms and flow charts facilitate clinical decision-making.
- An accessible, straightforward writing style and a user-friendly two-color design makes it easy to find and apply the information you need.
- Full- text online access includes links to Pub Med for many key bibliographical references.



Pocket Medicine Cardiology Subspecialty Pullout

Marc Sabatine MD MPH

Brigham and Women's Hospital; Harvard Medical School

June 2015 / Paperback

Approx. 80 pp


978-1-4511-9188-2

Specialty: Cardiology

Series: Pocket Notebook Series

DESCRIPTION

Written by residents, fellows and attending, Pocket Medicine is the essential, concise guide to providing the key information a clinician needs for the initial approach to and management of the most common inpatient medical problems. Because of the special ring binding, we can only contain a certain amount of pages per edition. As a result, the depth and amount of content is prioritized, and the book only contains the most pertinent information. Since Cardiology is the most popular section, we are creating the Cardiology Subspecialty pullout. This pullout is designed to provide more content per topic as well as new topics for those who want more information. Readers can remove and insert the pages based on rotation schedule.



The Only EKG Book You'll Ever Need Eighth Edition

Malcolm S. Thaler MD

One Medical Group; Weill Cornell Medical College; New York Presbyterian Hospital

February 2015 / Paperback
Approx. 360 pp / Approx. 221 illus.
978-1-4511-9394-7

inkling

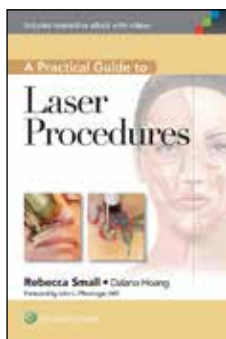
Specialty: Cardiology

DESCRIPTION

For more than 25 years, *The Only EKG Book You'll Ever Need* has lived up to its name as an easy-to-understand, practical, and clear reference for everyday practice and clinical decision making. Dr. Thaler's ability to simplify complex concepts makes this an ideal tool for students, teachers, and practitioners at all levels who need to be competent in understanding how to read an EKG. Clear illustrations, clinical examples, and case studies help you quickly learn how to identify and interpret hypertrophy and enlargement, arrhythmias, conduction blocks, pre-excitation syndromes, myocardial infarction, and more.

FEATURES

- New material throughout and shortened and simplified explanations ensure that you're reading the most up-to-date, clear, and accurate text available.
- More than 200 facsimiles of EKG strips provide greater insight into normal and abnormal tracings, increasing your understanding of their clinical significance.
- Clinical examples, interactive questions, and case studies put key concepts into real-world context so that what you learn is immediately usable.
- Full-color, simple illustrations highlight important concepts and make challenging concepts easier to understand.



A Practical Guide to Laser Procedures

Rebecca Small MD

Natividad Medical Center; Family Medicine Residency Program, Affiliated with University of California; Monterey Bay Laser Aesthetics

September 2015 / Hardcover
Approx. 160 pp / Approx. 91 Illus. / Approx. 25 Tables
978-1-6091-3150-0

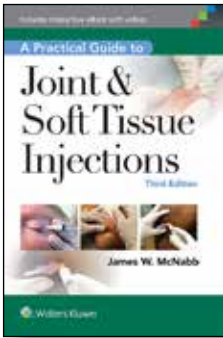
inkling

Specialty: Family & General Practice
Series: Primary Care Series

DESCRIPTION

A Practical Guide to Laser Procedures is one of four books in the new Cosmetic Procedures for Primary Care series. This book is designed to act as a guide for the primary care provider that is interested in expanding the horizon of their practice to cosmetic procedures. Whether just getting started or well versed in aesthetic medicine, this guide will serve as a routine quick reference for the most common and most useful procedures in a Primary Care office.

This book aims to demystify some of these procedures and put them into the hands of the provider the patient knows and trusts the most. The convenience to patients is just one benefit. The added autonomy and reimbursement will be felt immediately in the Primary Care practice. The procedures described in this book will enhance patients' comfort, aesthetics, and health. The added benefit of improvements in their self-esteem and confidence in their Primary Care provider will improve the entire office environment.



A Practical Guide to Joint & Soft Tissue Injections

Third Edition

James W McNabb MD

Full Circle Family Medicine of Piedmont HealthCare

December 2014 / Hardcover

Approx. 280 pp / Approx. 146 illus.

978-1-4511-8657-4

inking

Specialty: Family & General Practice

Series: Primary Care Series

DESCRIPTION

Get step-by-step, evidence-based guidance on the injections most beneficial to your patients – and your primary care practice! *A Practical Guide to Joint & Soft Tissue Injection, 3rd Edition*, helps you master the techniques that can provide optimal pain relief, save health care dollars, increase patient satisfaction, and enhance the doctor/patient relationship. This easy-to-understand, fully-illustrated text offers practical, evidence-based information on a wide variety of injection and aspiration techniques for common skin and musculoskeletal conditions.

The interactive eBook that accompanies the print book includes dozens of videos to help you perfect your technique.

FEATURES

- Hundreds of full-color illustrations help you identify landmarks and determine exactly how to proceed.
- An all-new chapter on injected anesthesia, including nerve blocks, brings you up to date in this key area.
- New coverage of inflammatory dermatoses, carpal tunnel syndrome, myofascial trigger points, and different approaches to the knee joint help you provide pain relief and improved function to a wide variety of patients.
- Comprehensive coverage includes a diverse group of musculoskeletal disorders, chalazions, keloids, warts, and occipital neuralgia, as well as the use of corticosteroids, viscosupplementation, and dry needling.
- Solid guidance in foundational principles covers anatomy and landmarks, when to refer, indications and contraindications, special medical conditions, equipment, complications, coding and billing, and much more.
- Helpful appendices provide consent forms, aftercare handouts, and information on documentation.
- Now with the print edition, enjoy the bundled interactive eBook edition, offering tablet, smartphone, or online access to:
 - Dozens of step-by-step videos that show you exactly how to perform each injection
 - Complete content with enhanced navigation
 - Powerful search tools and smart navigation cross-links that pull results from content in the book, your notes, and even the web
 - Cross-linked pages, references, and more for easy navigation
 - Highlighting tool for easier reference of key content throughout the text
 - Ability to take and share notes with friends and colleagues
 - Quick reference tabbing to save your favorite content for future use



Goodheart's Photoguide to Common Skin Disorders

Fourth Edition

Herbert Goodheart MD

Mount Sinai Hospital

Mercedes Gonzales MD

August 2015 / Hardcover

Approx. 688 pp

978-1-4511-2062-2

Specialty: Family & General Practice

DESCRIPTION

An accessible reference for the general practitioner and dermatologists alike, this product focuses on diagnosis and management of common problems that account for the vast majority of dermatologic complaints. This product describes specific distinguishing features of diseases to enable the reader to make a diagnosis, and juxtaposes photos of similar or "look-alike" conditions for ready comparison where appropriate. Formatted approach to each disease (basics, description and distribution of lesions, clinical manifestations, diagnosis, differential diagnosis and management). Accepted treatment options and alternatives are presented with a minimum of complexity.



Improving Medication Adherence

How to Talk With Patients About Their Medications

Second Edition

Shawn Christopher Shea MD

August 2015 / Paperback


Approx. 128 pp

978-1-4511-8520-1

Specialty: Family & General Practice

DESCRIPTION

Written for physicians, nurses, physician assistants, case managers, and clinical pharmacists, this pioneering book is the first of its kind devoted to the delicate interface between clinical interviewing and medication adherence. Shawn Christopher Shea, MD takes the reader on a compelling and eminently practical exploration of how our words powerfully impact on whether or not patients are interested in taking medications and staying on them.



Manual of Nutritional Therapeutics

Sixth Edition

David H. Alpers, MD

Center for Human Nutrition, Washington University School of Medicine

Dennis M. Bier MD

Baylor College of Medicine: USDA/ARS Children's Nutrition Research Center

Samuel Klein MD

Center for Human Nutrition, and Atkins Center of Excellence in Obesity Medicine;

Washington University School of Medicine

Beth E. Taylor

Nutrition Support Specialist, Barnes-Jewish Hospital

February 2014 / Paperback

Approx. 732 pp / Approx. 25 illus.

978-1-4511-9187-5

inking

Specialty: Family & General Practice

Series: Lippincott Manual Series (Formerly known as the Spiral Manual Series)

DESCRIPTION

Coauthored by three physicians and a dietitian, this quick-reference manual provides practical, state-of-the-art, evidence-based nutrition recommendations for healthy adults, hospitalized patients, and people with a full range of health conditions. It's an ideal source to help you meet the nutrition needs of every patient.

FEATURES

- Effectively counsel healthy patients with nutrition recommendations for both young and older adults, and provide specific guidance for patients who are pregnant or lactating.
- Find information on individual nutrients (e.g. vitamin D, iron), contained in a dedicated section covering nutrient components.
- Get detailed guidance with separate chapters on Protein and Calories, Vitamins, Minerals, and Dietary Supplements.
- Access advice specific for metabolic disorders (diabetes, dyslipidemia, and renal disease), for obesity, and for chronic wasting diseases (cancer, AIDS).
- Make informed decisions on enteral and parenteral nutritional therapy.



Taylor's Manual of Family Practice Fourth Edition

Audrey A. Paulman, MD; Paul M. Paulman MD; Kimberly J. Jarzynka MD
University of Nebraska Medical Center
Nathan P. Falk MD
USAF; Offutt AFB

May 2015 / Paperback
Approx. 25 illus.
978-1-4963-0068-3

inking

Specialty: Family & General Practice
Series: Lippincott Manual Series (Formerly known as the Spiral Manual Series)

DESCRIPTION

Designed for today's busy practitioner, *Taylor's Manual of Family Medicine, 4th Edition*, provides practical, expert guidance for the issues you face daily in family practice and primary care. Easy to understand and clinically useful, this trusted manual has been thoroughly updated with the latest clinical information and evidence, including electronic resources. Whether you're a physician in a clinic, extended care, or hospital setting, or a resident or practitioner looking for a high-yield board review tool, this manual addresses the real-world issues you see most, allowing you to provide optimum care for every patient.

FEATURES

- Stay up to date with all-new chapters and expanded chapters on delirium, movement disorders, dementia, pregnancy loss and stillbirth, acute musculoskeletal injuries, and more.
- Get the latest practical information on commonly encountered clinical problems, including OB/GYN and childbirth, pediatrics, and mental health.
- Find what you need quickly with templated chapters that cover diagnostic criteria, clinical presentation, differential diagnosis, and screening, including physical diagnosis, laboratory findings, and imaging studies.
- Understand how to make the right diagnosis and know when to order the right test, based on common presenting symptoms.
- Use this manual to study efficiently and effectively for the ABFP certification and recertification exams. Topics follow ACGME and AAFP program requirements for residency training.



The Essential Guide to Primary Care Procedures

Second Edition

E.J. Mayeaux Jr. MD

University of South Carolina School of Medicine

June 2015 / Hardcover

Approx. 1056 pp / Approx. 1450 Illus.

978-1-4511-9186-8

inking


Specialty: Family & General Practice

DESCRIPTION

Perform today's essential office procedures with confidence! Packed with more than 1,500 full-color illustrations, *The Essential Guide to Primary Care Procedures, 2nd Edition*, is your go-to guide to more than 125 of the key medical procedures commonly performed in an office setting. This hands-on manual provides step-by-step, illustrated instructions for each procedure, as well as indications, contraindications, CPT codes, average U.S. charges for each procedure, and more. From the basic (cerumen removal and simple interrupted sutures) to the complex (colonoscopy and chest tube placement), this atlas covers the vast majority of skills you'll use in your day-to-day practice.

FEATURES

- Stay up to date with new procedures and equipment, including dorsal penile block, peripheral nerve blocks, topical anesthesia, hand-held ultrasound, electrodesiccation and curettage, dermoscopy, aesthetic procedures, Wood's slide examination, and more.
- Perform procedures more effectively and avoid common mistakes with popular "pearls and pitfalls" sections.
- Go beyond the basics with coverage of complications, post-procedures and pediatric considerations, and evidence-based references in each chapter.
- Get complete, practical coverage in every chapter, including:
 - background information on each procedure
 - indications and contraindications
 - sequential instructions, pictures and illustrations of the procedure
 - bulleted pitfalls and pearls
 - suggested CPT codes and average charges, and references.
- More evidence based medicine, with referencing throughout the chapters and appendices.
- View handy compilations of information applicable to many procedures, recommendations, and other practical information in the appendices.
- A great reference for the novice proceduralist who is learning procedures, or for the establish clinician who wishes to update or brush up on their knowledge.



Handbook of Dialysis

Fifth Edition

Peter G. Blake MB

University of Western Ontario; London Health Sciences Centre

John T. Daugirdas MD

University of Illinois at Chicago

Todd S. Ing MB, FRCP

Stritch School of Medicine, Loyola University

November 2014 / Paperback

Approx. 900 pp / Approx. 85 illus. / Approx. 131 Tables

International Edition(Print only): 978-1-4511-8871-4

Worldwide Edition(Print + eBook): 978-1-4511-4429-1

inkling

Specialty: Nephrology


Series: Lippincott Handbook Series

DESCRIPTION

The updated 5th edition of the Handbook of Dialysis is full of evidence-based, practical information on all aspects of dialysis training and therapy. Authored by international nephrology experts, each chapter addresses a different area of the clinical realities of patient management. Topics include screening, diagnosis and management of dialysis patients, including diagnostic work-ups, patient safety, and patient monitoring issues in acute dialysis and hemodialysis cases. This is the essential dialysis manual, filled with up-to-date dialysis information, including preparation, procedures, surgery, problems and side-effects.

FEATURES

- **NEW** expanded coverage of vascular access placement and management
- **NEW** discussion of urgent start peritoneal dialysis
- **NEW** chapter on practical implementation of sorbent dialysis
- **NEW** updated section on home and intensive hemodialysis therapies
- Coverage of topics including:
 - Peritoneal dialysis
 - Acute dialysis
 - Hemodiafiltration
 - Home and intensive dialysis
 - Blood-based therapies
 - The physiology of peritoneal dialysis
 - Diabetes
 - Hypertension
 - Optimal management of anemia
 - Infections
 - Nutrition
 - Mineral bone disorder, and much more!
- Quick-reference outline format
- Content illustrated with tables, diagrams and charts



The Washington Manual of Outpatient Internal Medicine Second Edition

Thomas M. De Fer MD

Washington University School of Medicine

May 2015 / Paperback

Approx. 1064 pp / Approx. 45 Illus.

978-1-4511-4327-0

inking

Series: The Washington Manual® Series

DESCRIPTION

From hypertension and diabetes to sleep disorders, nutrition, and care of the cancer patient, *The Washington Manual of Outpatient Internal Medicine, 2nd Edition*, guides you through evaluation and management of dozens of the most common medical problems encountered in outpatient internal medicine. Written by nearly 100 house staff and faculty from Washington University School of Medicine and Barnes-Jewish Hospital, this updated title is a companion to The Washington Manual of Medical Therapeutics and features a similar time-saving format for easy reference.

FEATURES

- Quickly find the information you need with color-enhanced, templated chapters; numerous tables and figures; and an easy-to-read, bulleted format.
- Be prepared for the common ambulatory medical problems you're likely to encounter, as well as other issues that you may see in everyday practice, such as:
 - Dermatology
 - Otolaryngology
 - Neurology and psychiatry
 - Ophthalmology
 - Pain management
 - Geriatrics
 - Allergy
 - Alcohol abuse
 - Smoking cessation, and more.
- Stay current thanks to thorough updates of each evidence-based chapter by authors who are specialists in their respective fields.



The Washington Manual of Patient Safety and Quality Improvement

Emily Fondahn MD

August 2015 / Paperback
Approx. 448 pp / Approx. 100 Tables
978-1-4511-9355-8

Series: The Washington Manual® Series

DESCRIPTION

The Washington Manual of Patient Safety and Quality Improvement provides a basic framework of many common principles in patient safety and quality improvement to a broad market of medical students and residents, nurses, patient safety officers and pharmacists. Chapters address a practical and multidisciplinary overview of patient safety in complex health care systems, and each concept is introduced using a clinical vignette. The text introduces models, measurements and tools to assess patient safety and quality improvement, and discusses types of medical errors, how to respond to adverse events, and potential solutions. The book's overall purpose is to highlight specific issues of patient safety relevant to different specialties.



The Washington Manual of Pulmonary Medicine Subspecialty Consult

Second Edition

Adrian Shifren MD

Washington University School of Medicine


October 2015 / Paperback
Approx. 320 pp / Approx. 15 Tables
978-1-4511-1417-1

Series: The Washington Manual® Series

DESCRIPTION

The Washington Manual of Pulmonary Medicine Subspecialty Consult, Second Edition continues to be a concise and practical reference, tailored for fellows, residents, and medical students rotating on pulmonary subspecialty services. It covers both inpatient and outpatient management of pulmonary conditions with the same clinical practicality as the widely popular Washington Manual of Medical Therapeutics. For this edition, the content has been revised to an outline format providing information in a logical and readily accessible format and has been updated to reflect advancing technologies and therapeutics.

This manual is the result of a collaborative effort of residents, fellows, and clinical faculty from the distinguished Washington University School of Medicine and serves as a practical quick reference guide to the diagnosis and treatment of pulmonary ailments.



The 5-Minute Clinical Consult 2016

Twenty-fourth Edition

Frank J. Domino MD

The University of Massachusetts Medical School

Jeremy Golding MD

The University of Massachusetts Medical School; UMass Memorial Health Care - Hahnemann Family Health Center

Robert A. Baldor MD

University of Massachusetts Medical School; University of Massachusetts Memorial Health Care

Mark B. Stephens MD

Uniformed Services University of the Health Sciences

May 2015 / Hardcover

Approx. 1472 pp / Approx. 45 Illus.

Standard Edition(Print + 10-Day Web Trial Access): 978-1-4963-0863-4

Premium Edition(Print + 1-Year Online & Mobile Access): 978-1-4963-0848-1

Specialty: Family & General Practice

Series: The 5-Minute Consult Series

DESCRIPTION

The 5-Minute Clinical Consult 2016, 24th Edition, provides rapid-access in a quick-reference print format. It delivers diagnosis, treatment, medications, follow-up, and associated factors for a broad range of diseases and conditions. Organized alphabetically by diagnosis, this best-selling clinical reference continues to present brief, bulleted information on disease topics in a consistent and reader-friendly three-column format.

The 5-Minute Clinical Consult 2016, 24th Edition provides:

- 650+ commonly encountered diseases and disorders
- 150+ Treatment and diagnostic algorithms
- ICD10 Codes
- Current evidence-based designations highlighted in each topic
- A revised and updated Health Maintenance section

The Health Maintenance 1-page summaries have been updated through December 2013 and are based on the US Preventive Services Task Force recommendations. Written by esteemed internal medicine and family medicine practitioners and published by the leading publisher in medical content, the 5-Minute Clinical Consult Standard 2016, 24th Edition includes a Free Trial to 5MinuteConsult.com

UPGRADE to *The 5-Minute Clinical Consult Premium 2016: 1-Year Enhanced Online & Mobile Access + Print, 24th Edition* encompasses:

- 2,100+ commonly encountered diseases and conditions
- 200+ Algorithms for fast diagnostic and treatment of most common concerns - including online-exclusive algorithms
- Evidence-based treatment guidelines and Patient Education Handouts provided by LexiComp, available in both English and Spanish
- 4,000+ A to Z Drug Monographs from Facts & Comparisons including patient education and drug interactions; browse by generic name or therapeutic classification
- Over 200 step-by-step Procedure and Physical Therapy Videos to enhance procedure skills
- Over 2,250 diagnostic images for over 840 topics
- Image Bank of thousands of online-only images for visual guidance
- Quick links to popular Calculators and Clinical Guidelines including CDC Immunization, USPSTF Preventative Screening and more



The 5-Minute Pediatric Consult Edition

Seventh Edition

Michael Cabana MD

May 2015 / Hardcover

Approx. 832 pp / Approx. 115 Tables

Standard Edition(Print + 10-Day Web Trial Access): 978-1-4511-9102-8


Premium Edition(Print + 1-Year Online & Mobile Access): 978-1-4511-9103-5

Specialty: Pediatrics

Series: The 5-Minute Consult Series

DESCRIPTION

The 5-Minute Pediatric Consult provides immediate, practical advice on problems seen in infants, children, and adolescents. More than 450 diseases are covered in the fast-access two-page outline format that makes The 5-Minute Consult Series titles so popular among busy clinicians. Other features include a Chief Complaints section addressing the workup and treatment of 50 signs and symptoms. The medication index, syndromes glossary, surgical glossary, laboratory values, and tables will appear online only for the 7th edition to allow space for more topics without growing the size of the book.



The 5 Minute Urology Consult

Third Edition

Leonard G Gomella MD

Jefferson University

December 2014 / Hardcover

Approx. 880 pp

978-1-4511-8998-8

Specialty: Urology

Series: The 5-Minute Consult Series

inking

DESCRIPTION

This essential, easy-to-read text was designed to aid in the diagnosis and treatment of urologic problems quickly and efficiently. Engineered for crystal clarity, and chock-full of information and action items, the "5-Minute Consult" series includes facts and recommendations as informed by the most current data available, sourced from actual patient consultations and further reviewed by top academics and physicians. An invaluable resource for urologists, this book is perfect for the busy specialist or practitioner who deals with urologic conditions on a daily basis, as well as residents and fellows prepping for their certification exams.

FEATURES

- Topics include adult and pediatric urology, and the subspecialties of urologic oncology, endourology, female urology, neurourology, andrology, infectious diseases, and renal transplantation
- International editorial board captured the widest array of diseases and conditions expressed worldwide
- Over 300 major diseases and conditions, with a lexicon of over 1,300 key concepts, diseases, complaints and conditions
- Visual algorithms and charts enhance clarity
- Drug Reference section outlines hundreds of urologic drugs and dosages
- Readable, two-color design and two-page layout

Cardiology

TITLE	EDITION	AUTHOR	PUB DATE	ISBN
Evidence-Based Cardiology	Fourth Edition	Cannon	October 2015	978-1-4511-9330-5
Josephson's Clinical Cardiac Electrophysiology	Fifth Edition	Josephson	November 2015	978-1-4511-8741-0
Pocket Medicine Cardiology Subspecialty Pullout		Sabatine	June 2015	978-1-4511-9188-2
The Only EKG Book You'll Ever Need	Eighth Edition	Thaler	February 2015	978-1-4511-9394-7
Best Practices for Transradial Approach in Diagnostic Angiography and Intervention		Rao	January 2015	978-1-4511-7725-1
The Cardiology Intensive Board Review	Third Edition	Cho	November 2014	978-1-4511-7671-1
Echocardiography in Pediatric and Adult Congenital Heart Disease	Second Edition	Eidem	November 2014	978-1-4511-9122-6
Transradial Approach for PCI		Bertrand	November 2014	978-1-4511-7725-1
Kaplan's Clinical Hypertension	Third Edition	Kaplan	October 2014	978-1-4511-9013-7
Questions, Tricks, and Tips for the Echocardiography Boards		Sorrell	June 2014	978-1-4511-7632-2
Marriott's Practical Electrocardiography	Second Edition	Wagner	December 2013	978-1-4511-4625-7
Complex Cases in Echocardiography		Siegel	October 2013	978-1-4511-7646-9
Grossman & Baim's Cardiac Catheterization, Angiography, and Intervention	Eighth Edition	Moscucci	October 2013	978-1-4511-2740-9
SCAI Interventional Cardiology Board Review	Second Edition	Kern	July 2013	978-1-4511-1786-8
Moss & Adams' Heart Disease in Infants, Children, and Adolescents (2-Volume Set)	Eighth Edition	Allen	October 2012	978-1-4511-1893-3
Manual of Cardiovascular Medicine	Fourth Edition	Griffin	October 2012	978-1-4511-3160-4
Nuclear Cardiology Review		Jaber	August 2012	978-1-60831-915-2
Pediatric Cardiology Board Review		Eidem	August 2012	978-1-4511-8377-1
The Washington Manual of Echocardiography		Rasalingam	August 2012	978-1-4511-1340-2
The Cleveland Clinic Cardiology Board Review	Second Edition	Griffin	July 2012	978-1-4511-0537-7
Echocardiography - A Case-Based Review		Kane	July 2012	978-1-4511-0961-0
The Cardiac Care Unit Survival Guide		Herzog	March 2012	978-1-4511-1047-0
Electrocardiography Review - A Case-Based Approach		Rimmerman	February 2012	978-1-4511-4947-0
The Ultimate Echo Guide	Second Edition	Roldan	December 2011	978-1-6054-7647-6
Interventional Cardiology - 1001 Questions: An Interventional Cardiology Board Review		Mukherjee	December 2011	978-1-4511-1299-3
Principles of Exercise Testing and Interpretation	Fifth Edition	Wasserman	December 2011	978-1-6091-3899-8
Cardiac Computed Tomography		Desai	October 2011	978-1-6083-1565-9

INTERNAL MEDICINE

TITLE	EDITION	AUTHOR	PUB DATE	ISBN
NonInvasive Cardiovascular Imaging: A Multimodality Approach		Garcia	August 2011	978-0-7817-9535-7
Manual of Vascular Diseases	Second Edition	Rajagopalan	August 2011	978-1-6091-3422-8
Clinical Echocardiography Review		Klein	March 2011	978-1-6083-1054-8
Practical Peripheral Vascular Intervention	Second Edition	Cassery	February 2011	978-0-7817-9914-0
Evidence-Based Cardiology	Third Edition	Cannon	November 2010	978-0-7817-6473-5
Physiology of the Heart	Fifth Edition	Katz	November 2010	978-1-6083-1171-2
Complications of Cardiovascular Procedures		Moscucci	October 2010	978-0-7817-7588-5
The AHA Clinical Cardiac Consult (The 5-Minute Consult Series)	Third Edition	Nixon	October 2010	978-1-6083-1622-9
Introductory Guide to Cardiac Catheterization	Second Edition	Askari	September 2010	978-1-6054-7885-2

Dermatology, Family & General Practice

TITLE	EDITION	AUTHOR	PUB DATE	ISBN
The Washington Manual of Pulmonary Medicine Subspecialty Consult	Second Edition	Shifren	October 2015	978-1-4511-1417-1
The Washington Manual of Patient Safety and Quality Improvement		Fondahn	August 2015	978-1-4511-9355-8
The Washington Manual of Outpatient Internal Medicine	Second Edition	De Fer	May 2015	978-1-4511-4327-0
Goodheart's Photoguide to Common Skin Disorders	Fourth Edition	Goodheart	August 2015	978-1-4511-2062-2
Improving Medication Adherence - How to Talk With Patients About Their Medications	Second Edition	Shea	August 2015	978-1-4511-8520-1
The Essential Guide to Primary Care Procedures	Second Edition	Mayeaux	June 2015	978-1-4511-9186-8
Taylor's Manual of Family Practice (Lippincott Manual Series)	Fourth Edition	Paulman	May 2015	978-1-4963-0068-3
The 5-Minute Clinical Consult 2016	Twenty-fourth Edition	Domino	May 2015	Premium Edition: 978-1-4963-0848-1 Standard Edition: 978-1-4963-0863-4
Manual of Nutritional Therapeutics (Lippincott Manual Series)	Sixth Edition	Alpers	February 2015	978-1-4511-9187-5
Bratton's Family Medicine Board Review, 5e	Fifth Edition	Baldor	August 2014	978-1-4511-9078-6
Nutrition in Clinical Practice	Third Edition	Katz	August 2014	978-1-4511-8664-2
Wallach's Interpretation of Diagnostic Tests	Tenth Edition	Snyder	August 2014	978-1-4511-9176-9
Primary Care Medicine	Seventh Edition	Goroll	June 2014	978-1-4511-5149-7
Fundamentals of Pain Medicine		Hoppenfeld	June 2014	978-1-4511-4449-9
The Cleveland Clinic Intensive Board Review of Internal Medicine	Sixth Edition	Stoller	April 2014	978-1-4511-8656-7
Manual of Dermatologic Therapeutics (Lippincott Manual Series)	Eighth Edition	Arndt	March 2014	978-1-4511-7634-6
Text Atlas of Obstetric Dermatology		Kroumpouzou	November 2013	978-1-4511-7674-2
Clinical Guide to Gluten-Related Disorders		Fasano	September 2013	978-1-4511-8263-7
Ishmael's Care of the Back	Fifth Edition	Krabak	September 2013	978-1-4511-9114-1
Ishmael's Care of the Neck	Fourth Edition	Krabak	September 2013	978-1-4511-9115-8
Taylor's Differential Diagnosis Manual (Lippincott Manual Series)	Third Edition	Paulman	August 2013	978-1-4511-7367-3
Lippincott's Primary Care Orthopaedics	Second Edition	Lotke	July 2013	978-1-4511-7321-5
Oncology in Primary Care		Rose	May 2013	978-1-4511-1149-1
Diabetes Management in Primary Care	Second Edition	Unger	December 2012	978-1-4511-4295-2
Algorithmic Diagnosis of Symptoms and Signs	Third Edition	Collins	September 2012	978-1-4511-7343-7
The 5-Minute Consult Clinical Companion to Women's Health	Second Edition	McGarry	July 2012	978-1-4511-1654-0

INTERNAL MEDICINE

TITLE	EDITION	AUTHOR	PUB DATE	ISBN
Lippincott's Primary Care Rheumatology		Boulware	September 2011	978-1-6091-3808-0
VisualDx: Essential Dermatology in Pigmented Skin (VisualDx: The Modern Library of Visual Medicine)		Lugo-Somolinos	June 2011	978-1-4511-1605-2
VisualDx: Essential Adult Dermatology (VisualDx: The Modern Library of Visual Medicine)		Craft	April 2011	978-1-6083-1805-6

Primary Care Series

TITLE	EDITION	AUTHOR	PUB DATE	ISBN
A Practical Guide to Laser Procedures		Small	September 2015	978-1-6091-3150-0
A Practical Guide to Dermoscopy		Markowitz	September 2015	978-1-4511-9263-6
A Practical Guide to Joint & Soft Tissue Injections	Third Edition	McNabb	December 2014	978-1-4511-8657-4
A Practical Guide to Chemical Peels, Microdermabrasion & Topical Products		Small	December 2012	978-1-60913-151-7
A Practical Guide to Dermal Filler Procedures		Small	December 2011	978-1-60913-148-7
A Practical Guide to Botulinum Toxin Procedures		Small	October 2011	978-1-60913-147-0

Infectious Diseases

TITLE	EDITION	AUTHOR	PUB DATE	ISBN
Antibiotics in Laboratory Medicine	Sixth Edition	Amsterdam	September 2014	978-1-4511-7675-9
Infections of the Central Nervous System	Fourth Edition	Scheld	May 2014	978-1-4511-7372-7
Bennett & Brachman's Hospital Infections	Sixth Edition	Jarvis	November 2013	978-1-4511-7592-9
Fields Virology	Sixth Edition, 2-Volume Set	Knipe	June 2013	978-1-4511-0563-6
Fundamental Immunology	Seventh Edition	Paul	December 2012	978-1-4511-1783-7
Gantz's Manual of Clinical Problems in Infectious Disease	Sixth Edition	Myers	November 2012	978-1-4511-1697-7
Hospital Epidemiology and Infection Control	Fourth Edition	Mayhall	October 2011	978-1-6083-1300-6

Nephrology

TITLE	EDITION	AUTHOR	PUB DATE	ISBN
Handbook of Dialysis (LWW Handbook Series)	Fifth Edition	Daugirdas	November 2014	International Edition: 978-1-4511-8871-4 Worldwide Edition: 978-1-4511-4429-1
Manual of Nephrology (Lippincott Manual Series)	Eighth Edition	Schrier	June 2014	978-1-4511-9295-7
Schrier's Diseases of the Kidney	Ninth Edition	Schrier	October 2012	978-1-4511-1075-3
Handbook of Nephrology (LWW Handbook Series)		Leehey	March 2013	978-1-4511-7547-9
Handbook of Chronic Kidney Disease Management (LWW Handbook Series)		Daugirdas	May 2011	978-1-58255-893-6
Handbook of Kidney Transplantation (LWW Handbook Series)	Fifth Edition	Danovitch	October 2009	978-0-7817-9374-2
Handbook of Nutrition and the Kidney (LWW Handbook Series)	Sixth Edition	Mitch	July 2009	978-0-7817-9517-3
Handbook of Nephrology and Hypertension (LWW Handbook Series)	Sixth Edition	Wilcox	September 2008	978-0-7817-9530-2
Renal and Electrolyte Disorders	Seventh Edition	Schrier	February 2010	978-1-60831-072-2
Principles and Practice of Dialysis	Fourth Edition	Henrich	February 2009	978-0-7817-8163-3

Pulmonary & Thoracic Medicine

TITLE	EDITION	AUTHOR	PUB DATE	ISBN
Interpretation of Pulmonary Function Tests	Fourth Edition	Hyatt	May 2014	978-1-4511-4380-5
Manual of Clinical Problems in Pulmonary Medicine (Lippincott Manual Series)	Seventh Edition	Morris	May 2014	978-1-4511-1658-8
Pleural Diseases	Sixth Edition	Light	May 2013	978-1-4511-7599-8
Cystic Fibrosis - A Guide for Patient and Family	Fourth Edition	Orenstein	July 2012	978-1-6083-1753-0
Chest Medicine - Essentials of Pulmonary and Critical Care Medicine	Fifth Edition	George	May 2005	978-0-7817-5273-2

Urology

TITLE	EDITION	AUTHOR	PUB DATE	ISBN
The 5-Minute Urology Consult	Third Edition	Gomella	December 2014	978-1-4511-8998-8
Urology (House Officer Series)	Fifth Edition	Macfarlane	July 2013	978-1-4511-7568-4
Glenn's Urologic Surgery	Seventh Edition	Graham	October 2009	978-0-7817-9141-0
Handbook of Pediatric Urology (LWW Handbook Series)	Second Edition	Baskin	February 2005	978-0-7817-5162-9
Handbook of Urology (LWW Handbook Series)	Third Edition	Siroky	March 2004	978-0-7817-4221-4

Others

TITLE	EDITION	AUTHOR	PUB DATE	ISBN
Wallach's Interpretation of Diagnostic Tests	Eleventh Edition	Snyder	August 2014	978-1-4511-9176-9
Clinical Reasoning		Kassirer	March 2014	978-0-6830-4537-6
Resolving Ethical Dilemmas - A Guide for Clinicians	Fifth Edition	Lo	January 2013	978-1-4511-7640-7
Publishing and Presenting Clinical Research	Third Edition	Browner	May 2012	978-1-4511-1590-1

TITLE	EDITION	AUTHOR	PUB DATE	ISBN
Johns Hopkins Manual of Gynecology and Obstetrics	Fifth Edition	Bienstock	May 2015	978-1-4511-8880-6
Taylor's Manual of Family Practice	Fourth Edition	Paulman	May 2015	978-1-4963-0068-3
Manual of Nutritional Therapeutics	Sixth Edition	Alpers	February 2015	978-1-4511-9187-5
Manual of Nephrology	Eighth Edition	Schrier	June 2014	978-1-4511-9295-7
Manual of Obstetrics	Eighth Edition	Evans	June 2014	978-1-4511-8677-2
Manual of Clinical Problems in Pulmonary Medicine	Seventh Edition	Morris	May 2014	978-1-4511-1658-8
Manual of Dermatologic Therapeutics	Eighth Edition	Arndt	March 2014	978-1-4511-7634-6
Michigan Manual of Plastic Surgery	Second Edition	Brown	March 2014	978-1-4511-8367-2
Irwin & Rippe's Manual of Intensive Care Medicine	Sixth Edition	Irwin	December 2013	978-1-4511-8500-3
Taylor's Differential Diagnosis Manual	Third Edition	Paulman	August 2013	978-1-4511-7367-3
Manual of Clinical Problems in Infectious Disease	Fifth Edition	Gantz	November 2012	978-1-4511-1697-7
Manual of Orthopaedics	Seventh Edition	Swiontkowski	September 2012	978-1-4511-1592-5
Manual of Allergy and Immunology	Fifth Edition	Adelman	April 2012	978-1-4511-2051-6
Manual of Clinical Oncology IE	Seventh Edition	Casciato	May 2012	978-1-4511-1560-4
Manual of Emergency Medicine	Sixth Edition	Braen	May 2011	978-1-6083-1249-8
Samuels's Manual of Neurologic Therapeutics	Eighth Edition	Samuels	March 2010	978-1-6054-7575-2
Manual of Endocrinology and Metabolism	Fourth Edition	Lavin	April 2009	978-0-7817-6886-3
Manual of Gastroenterology	Fourth Edition	Avunduk	March 2008	978-0-7817-6974-7
Manual of Nutritional Therapeutics	Fifth Edition	Alpers	March 2009	978-0-7817-6841-2
Manual of Ocular Diagnosis and Therapy	Sixth Edition	Pavan-Langston	October 2007	978-0-7817-6512-1
Manual of Radiology	Second Edition	Eng	November 2007	978-0-7817-9964-5

TITLE	EDITION	AUTHOR	PUB DATE	ISBN
Handbook of Pediatric Neurology		Sims	November 2014	978-1-4511-7548-6
Handbook of Fractures	Fifth Edition	Egol	November 2014	978-1-4511-9362-6
Handbook of Dialysis	Fifth Edition	Daugirdas	August 2014	International Edition: 978-1-4511-8871-4 Worldwide Edition: 978-1-4511-4429-1
Handbook of Pediatric Neurology		Sims	November 2013	978-1-4511-7548-6
Handbook of Neuroanesthesia	Fifth Edition	Newfield	October 2013	978-1-60547-965-1
Handbook of Nephrology		Leehey	March 2013	978-1-4511-7547-9
The M.D. Anderson Surgical Oncology Handbook	Fifth Edition	Feig	December 2011	978-1-6083-1284-9
Handbook of Sleep Medicine	Second Edition	Avidan	July 2011	978-1-60913-347-4
Handbook of Cancer Chemotherapy	Eighth Edition	Skeel	May 2011	978-1-60831-782-0
Handbook of Chronic Kidney Disease Management		Daugirdas	May 2011	978-1-5825-5893-6
Handbook of Interventional Radiologic Procedures	Fourth Edition	Kandarpa	October 2010	978-0-7817-6816-0
Clinical Anesthesia Procedures of the Massachusetts General Hospital, 8e	Eighth Edition	Levine	May 2010	978-1-6054-7460-1
Handbook of Obstetric and Gynecologic Emergencies	Fourth Edition	Benrubi	March 2010	978-1-6054-7666-7
Critical Care Handbook of the Massachusetts General Hospital	Fifth Edition	Bigatello	December 2009	978-0-7817-9566-1
Handbook of Patient Care in Cardiac Surgery	Seventh Edition	Lemmer	December 2009	978-0-7817-7385-0
Handbook of Kidney Transplantation	Fifth Edition	Danovitch	October 2009	978-0-7817-9374-2
Handbook of Inflammatory Bowel Disease		Bickston	October 2009	978-0-7817-6630-2
Handbook of Psychiatric Drug Therapy	Sixth Edition	Labbate	August 2009	978-0-7817-7486-4
Handbook of Nutrition and the Kidney	Sixth	Mitch	July 2009	978-0-7817-9517-3
Handbook of Nephrology and Hypertension	Sixth	Wilcox	September 2008	978-0-7817-9530-2
Handbook of Patient Care in Vascular Diseases	Fifth Edition	Rasmussen	June 2008	978-0-7817-8135-0
Handbook of Epilepsy	Fourth Edition	Browne	March 2008	978-0-7817-7397-3
Handbook of Psychopharmacotherapy	Second Edition	Pavuluri	January 2008	978-0-7817-7196-2
Preoperative Assessment and Management	Second Edition	Sweitzer	January 2008	978-0-7817-7498-7

TITLE	EDITION	AUTHOR	PUB DATE	ISBN
Handbook of Cognitive Hypnotherapy for Depression		Alladin	May 2007	978-0-7817-6604-3
Handbook of Stroke	Second Edition	Wiebers	March 2006	978-0-7817-8658-4
The Massachusetts General Hospital Handbook of Pain Management	Third Edition	Ballantyne	October 2005	978-0-7817-6224-3
Handbook of Gastroenterologic Procedures	Fourth Edition	Drossman	April 2005	978-0-7817-5008-0
Handbook of Pediatric Urology	Second Edition	Baskin	February 2005	978-0-7817-5162-9
Handbook of Headache	Second Edition	Evans	December 2004	978-0-7817-5223-7
Handbook of Urology	Third Edition	Siroky	March 2004	978-0-7817-4221-4

POCKET NOTEBOOK SERIES

TITLE	EDITION	AUTHOR	PUB DATE	ISBN
Pocket Medicine Cardiology Subspecialty Pullout		Sabatine	June 2015	978-1-4511-9188-2
Pocket Orthopaedic Surgery		Boughanem	May 2015	978-1-4511-8566-9
Pocket Emergency Medicine	Third Edition	Zane	September 2014	978-1-4511-9065-6
Pocket Obstetrics and Gynecology		Hurt	August 2014	978-1-4511-4605-9
Pocket Primary Care		Kiefer	March 2014	978-1-4511-2826-0
Pocket Oncology		Drilon	March 2014	978-1-4511-8762-5
Pocket Medicine, International Edition	Fifth Edition	Sabatine	October 2013	978-1-4511-9379-4
Pocket Pediatrics		Prasad	March 2013	978-1-6054-7496-0
Pocket Anesthesia	Second Edition	Urman	November 2012	978-1-4511-7324-6
Pocket ICU		Frenzl	August 2012	978-1-4511-0984-9
Pocket Surgery		Goldfarb	October 2011	978-1-4511-1296-2
Pocket Pain Medicine		Urman	June 2011	978-1-6083-1336-5
Pocket Neurology		Greer	July 2010	978-1-6083-1256-6

THE 5-MINUTE CONSULT SERIES


TITLE	EDITION	AUTHOR	PUB DATE	ISBN
The 5-Minute Clinical Consult 2016	Twenty-fourth Edition	Domino	May 2015	Standard Edition: 978-1-4963-0863-4 Premium Edition: 978-1-4963-0848-1
The 5-Minute Pediatric Consult	Seventh Edition	Cabana	May 2015	Standard Edition: 978-1-4511-9102-8 Premium Edition: 978-1-4511-9103-5
The 5-Minute Urology Consult	Third Edition	Gomella	December 2014	978-1-4511-8998-8
Rosen & Barkin's 5-Minute Emergency Medicine Consult, Premium Edition	Fifth Edition	Schaider	August 2014	978-1-4511-9068-7
The 5-Minute Anesthesia Consult		Singh-Radcliff	October 2012	978-1-4511-1894-0
The 5-Minute Consult Clinical Companion to Women's Health	Second Edition	McGarry	July 2012	978-1-4511-1654-0
The 5-Minute Neurology Consult	Second Edition	Lynn	May 2012	978-1-4511-0012-9
The 5-Minute ICU Consult		Yunen	December 2011	978-1-6054-7216-4
Wills Eye Institute 5-Minute Ophthalmology Consult		Maguire	December 2011	978-1-6083-1665-6
Gorbach's 5-Minute Infectious Diseases Consult	Second Edition	Falagas	October 2011	978-1-6091-3386-3
Fleisher and Ludwig's 5-Minute Pediatric Emergency Medicine Consult		Hoffman	July 2011	978-1-6054-7749-7
The 5-Minute Sports Medicine Consult	Second Edition	Bracker	January 2011	978-1-6054-7668-1
The AHA Clinical Cardiac Consult	Third Edition	Nixon	October 2010	978-1-6083-1622-9

THE WASHINGTON MANUAL® SERIES

TITLE	EDITION	AUTHOR	PUB DATE	ISBN
The Washington Manual of Patient Safety and Quality Improvement		Fondahn	August 2015	978-1-4511-9355-8
The Washington Manual of Oncology	Third Edition	Govindan	May 2015	978-1-4511-9347-3
The Washington Manual of Outpatient Internal Medicine	Second Edition	De Fer	May 2015	978-1-4511-4327-0
The Washington Manual of Critical Care, REVISED	Second Edition	Kollef	October 2013	978-1-4511-9387-9
The Washington Manual of Medical Therapeutics, International Edition	Thirty-fourth Edition	Godara	July 2013	978-1-4511-9195-0
The Washington Manual Internship Survival Guide	Fourth Edition	De Fer	March 2013	978-1-4511-4324-9
The Washington Manual of Echocardiography		Rasalingam	August 2012	978-1-4511-1340-2
The Washington Manual of Surgery, International Edition	Sixth Edition	Klingensmith	December 2011	978-1-4511-7644-5
The Washington Manual of Pediatrics		Dusenbery	May 2009	978-0-7817-8576-1
The Washington Manual of Oncology	Second Edition	Govindan	October 2007	978-0-7817-8402-3

The Washington Manual® Subspecialty Consult Series

TITLE	EDITION	AUTHOR	PUB DATE	ISBN
The Washington Manual of Pulmonary Medicine Subspecialty Consult	Second Edition	Shifren	October 2015	978-1-4511-1417-1
The Washington Manual of Cardiology Subspecialty Consult	Third Edition	Cuculich	May 2014	978-1-4511-1422-5
The Washington Manual of Infectious Disease Subspecialty Consult	Second Edition	Kirmani	November 2012	978-1-4511-1364-8
The Washington Manual of Endocrinology Subspecialty Consult	Third Edition	McGill	September 2012	978-1-4511-1407-2
The Washington Manual of Allergy, Asthma, and Immunology Subspecialty Consult	Second Edition	Joo	August 2012	978-1-4511-1367-9
The Washington Manual of Rheumatology Subspecialty Consult	Second Edition	Kahl	June 2012	978-1-4511-1412-6
The Washington Manual of Gastroenterology Subspecialty Consult	Third Edition	Gyawali	April 2012	978-1-4511-1410-2
The Washington Manual of Nephrology Subspecialty Consult	Third Edition	Cheng	March 2012	978-1-4511-1425-6
The Washington Manual of Hematology and Oncology Subspecialty Consult	Third Edition	Cashen	March 2012	978-1-4511-1424-9
The Washington Manual General Internal Medicine Subspecialty Consult	Second Edition	Washington University School of Medicine Department of Medicine	September 2008	978-0-7817-9155-7



Fundamentals of Sleep Technology Workbook

Rita Brooks

Capital Health System

Teofilo Lee-Chiong MD, PhD

National Jewish Medical and Research Center

Cynthia Mattice

The Sleep Clinic

January 2015 / Paperback

Approx. 240 pp / Approx. 102 Illus. / Approx. 100 Tables

978-1-4511-9436-4

inkling

DESCRIPTION

A companion to the second edition of *Fundamentals of Sleep Technology*, the *Fundamentals of Sleep Technology Workbook*, by the American Association of Sleep Technologists, covers what you need to know as a practicing sleep technologist or when studying for registry exams. Multiple-choice questions, discussion questions, and illustrated case studies make this workbook an excellent tool for self-assessment and review. Written by and for sleep technologists, it provides the information you need to expand your knowledge and succeed in the fast-changing field of sleep technology.

FEATURES

- Increase your knowledge of testing processes and data analysis, basic anatomy and physiology, normal sleep, and sleep disorders in adult and pediatric patients.
- Practice essential polysomnography skills with numerous questions and practical, research-based answers.
- Challenge yourself with a wide variety of multiple-choice, discussion, and case study questions.
- Find detailed answers to multiple choice questions keyed directly to *Fundamentals of Sleep Technology*, 2nd Edition.
- Prepare confidently for the registry exam and for work in today's advanced sleep labs.
- Expand your study using the references to relevant published research and other scientific papers.



Parkinson's Disease and Movement Disorders

Sixth Edition

Joseph Jankovic MD

Baylor College of Medicine; Parkinson's Disease Center and Movement Disorders Clinic

Eduardo Tolosa Sarró, MD, PhD

University of Barcelona, Spain; Hospital Clinic Universitari de Barcelona

May 2015 / Hardcover

Approx. 704 pp

978-1-6083-1176-7


inking

DESCRIPTION

Trusted as the leading text in the field, *Parkinson's Disease and Movement Disorders, 6th Edition*, brings you fully up to date with new developments in this rapidly-changing subspecialty. International experts provide thorough coverage of basic science and clear guidance for your day-to-day clinical challenges – from innovative medical and surgical treatments to new drug delivery systems and recent discoveries in genetics, plus much more. In addition, an extensive online video atlas demonstrates movement and posture abnormalities, as well as unique and unusual phenomenology.

FEATURES

- Get comprehensive, current information on every aspect (including behavioral and psychologic concomitants) of all common and uncommon movement disorders, including Parkinson's disease, other neurodegenerative diseases, tremors, dystonia, Tourette's syndrome, Huntington's disease, and ataxias.
- Focus on the new discoveries you need to know about: the role of ubiquitin-proteasome and autophagy systems in neurodegeneration; genetics of Parkinson's disease and other movement disorders; innovative medical and surgical treatment of Parkinson's disease and hyperkinetic movement disorders; and more.
- Stay up to date with new information on autoimmune disorders, novel deliveries of drugs, and new formulations of botulinum toxin.
- Benefit from access to an outstanding online video library (with dozens of new videos) that demonstrate what you're likely to see in practice and key elements to look for.
- Instantly view videos online with your tablet or smartphone, thanks to new QR codes inserted throughout the text.



The ASAM Essentials of Addiction Medicine Second Edition

Abigail Herron MD
The Institute for Family Health, New York
Timothy Brennan MD
Mount Sinai Hospital

May 2015 / Paperback
Approx. 664 pp / Approx. 17 Illus. / Approx. 49 Tables
978-1-4511-9446-3

inking

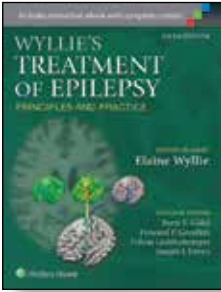
DESCRIPTION

A masterful, high-yield guide to the treatment of substance abuse issues, *The ASAM Essentials of Addiction Medicine* equips you with the expert know-how you need to provide effective help for your patients. Derived from *The ASAM Principles of Addiction Medicine, 5th Edition* – widely hailed as the definitive comprehensive clinical reference in the field – this companion resource presents the collective wisdom of hundreds of esteemed authorities on the art and science of addiction medicine. Yet, it does so in a succinct format that will appeal to specialists seeking a more streamlined, quick-access reference source.

Find the authoritative answers you need on everything from the pharmacology of addiction through diagnosis, assessment, and early intervention; various forms of addiction management...treatment of individual patient populations; management of intoxication and withdrawal; pharmacologic and behavioral interventions; recovery programs; medical disorders and complications, co-occurring addiction and psychiatric disorders; pain and addiction; children and adolescents; and ethical, legal, and liability issues.

FEATURES

- Contribute to public health in the area of addiction thanks to a special introductory chapter entitled "A Public Health Approach to Prevention: The Health Professional's Role."
- Easily switch back and forth between the ASAM Essentials and the parent text thanks to a parallel chapter organization.
- Zero in on the most important, practical information thanks to highly focused, efficient coverage.
- Maximize your understanding and retention of vital concepts with the aid of key points summaries, review questions, and suggested readings in each chapter.



Wyllie's Treatment of Epilepsy

Principles and Practice

Sixth Edition

Elaine Wyllie MD

The Cleveland Clinic Foundation

March 2015 / Hardcover

Approx. 1088 pp / Approx. 380 Illus. / Approx. 100 Tables

978-1-4511-9152-3

inkling

DESCRIPTION

Wyllie's Treatment of Epilepsy: Principles and Practice, 6th edition, provides a broad, detailed, and cohesive overview of seizure disorders and contemporary treatment options. Written by the most influential experts in the field and thoroughly updated to provide the most current content, *Wyllie's Treatment of Epilepsy* assists neurologists and epilepsy specialists, neurology residents and fellows, and neuropsychologists in assessing and treating their patients with the latest treatment options.

FEATURES

- In-depth review of the subspecialties of epileptology, i.e., neuroimaging, epilepsy surgery, antiepileptic medications
- Comprehensive single-volume text on epileptology
- Clinically oriented, evidence-based reference
- Online bank of over 500 board review-style questions highlighting key concepts for board examinations and clinical practice

NEUROLOGY & NEUROSURGERY

TITLE	EDITION	AUTHOR	PUB DATE	ISBN
Merritt's Neurology	Thirteenth Edition	Louis	September 2015	978-1-4511-9336-7
Clinical Signs in Neurology		Campbell	July 2015	978-1-4511-9445-6
Parkinson's Disease and Movement Disorders	Sixth Edition	Jankovic	May 2015	978-1-6083-1176-7
Wyllie's Treatment of Epilepsy	Sixth Edition	Wyllie	March 2015	978-1-4511-9152-3
Fundamentals of Sleep Technology Workbook		Brooks	January 2015	978-1-4511-9436-4
Current Practice of Clinical Electroencephalography	Fourth Edition	Ebersole	June 2014	978-1-4511-3195-6
Handbook of Pediatric Neurology (LWW Handbook Series)		Sims	November 2013	978-1-4511-7548-6
Handbook of Sleep Medicine (LWW Handbook Series)	Second Edition	Avidan	July 2011	978-1-60913-347-4
Handbook of Epilepsy (LWW Handbook Series)	Fourth Edition	Browne	March 2008	978-0-7817-7397-3
Handbook of Stroke (LWW Handbook Series)	Second Edition	Wiebers	March 2006	978-0-7817-8658-4
Handbook of Headache (LWW Handbook Series)	Second Edition	Evans	December 2004	978-0-7817-5223-7
Practical Neurology Visual Review	Second Edition	Biller	April 2013	978-1-4511-8269-9
Atlas of EEG Patterns	Second Edition	Stern	April 2014	978-1-4511-0963-4
Practical Ethics in Clinical Neurology		Williams	December 2012	978-1-4511-1405-8
DeJong's The Neurologic Examination	Seventh Edition	Campbell	September 2012	978-1-4511-0920-7
Fundamentals of Sleep Technology	Second Edition	Lee-Chiong	June 2012	978-1-4511-3203-8
The 5-Minute Neurology Consult	Second Edition	Lynn	May 2012	978-1-4511-0012-9
Practical Neurology	Fourth Edition	Biller	April 2012	978-1-4511-4263-1
Clinical Sleep Disorders	Second Edition	Carney	December 2011	978-0-7817-8692-8
Practical Guide for Clinical Neurophysiologic Testing		Yamada	June 2011	978-1-6091-3714-4
Comprehensive Review in Clinical Neurology		Cheng-Ching	April 2011	978-1-6091-3348-1
Localization in Clinical Neurology	Sixth Edition	Brazis	March 2011	978-1-6091-3281-1
Concise Neurology		Espay	March 2012	978-1-4511-1360-0
Niedermeyer's Electroencephalography	Sixth Edition	Schomer	December 2010	978-0-7817-8942-4
Blume's Atlas of Pediatric and Adult Electroencephalography		Blume	October 2010	978-1-6054-7605-6
Neurology for the Non-Neurologist	Sixth Edition	Weiner	July 2010	978-1-6054-7239-3

NEUROLOGY & NEUROSURGERY

TITLE	EDITION	AUTHOR	PUB DATE	ISBN
Pocket Neurology		Greer	July 2011	978-1-6083-1256-6
Samuels's Manual of Neurologic Therapeutics (Lippincott Manual Series)	Eighth Edition	Samuels	March 2010	978-1-6054-7575-2
Focus on Sleep Medicine: A Self-Assessment		Lee-Chiong	July 2009	978-1-5825-5855-4
Focus on Neuroimaging: Neurology Self-Assessment		Espinosa	April 2009	978-0-7817-9912-6
Focus on Clinical Neurophysiology		Azar	March 2009	978-1-5825-5854-7

PSYCHIATRY

TITLE	EDITION	AUTHOR	PUB DATE	ISBN
The ASAM Essentials of Addiction Medicine	Second Edition	Herron	May 2015	978-1-4511-9446-3
The ASAM Principles of Addiction Medicine	Fifth Edition	Ries	May 2014	978-1-4511-7357-4
Kaplan and Sadock's Synopsis of Psychiatry: Behavioral Science/Clinical Psychiatry	Eleventh Edition	Sadock	September 2014	International Edition: 978-1-4511-9434-0 Worldwide Edition: 978-1-6091-3971-1
Kaplan & Sadock's Pocket Handbook of Psychiatric Drug Treatment	Sixth Edition	Sadock	December 2013	978-1-4511-9225-4
Kaplan and Sadock's Pocket Handbook of Clinical Psychiatry	Fifth Edition	Sadock	April 2011	978-1-6054-7264-5
Kaplan & Sadock's Study Guide and Self-Examination Review in Psychiatry	Ninth Edition	Sadock	August 2011	978-1-4511-0000-6
Kaplan and Sadock's Comprehensive Textbook of Psychiatry	Ninth Edition, 2 Volume Set	Sadock	June 2009	978-0-7817-6899-3
Kaplan and Sadock's Concise Textbook of Child and Adolescent Psychiatry		Sadock	September 2008	978-0-7817-9387-2
The Substance Abuse Handbook	Second Edition	Ruiz	April 2014	978-1-4511-9196-7
Green's Child and Adolescent Clinical Psychopharmacology	Fifth Edition	Klykylo	October 2013	978-1-4511-0714-2
Neuroscience of Clinical Psychiatry - The Pathophysiology of Behavior and Mental Illness	Second Edition	Higgins	April 2013	978-1-4511-0154-6
Psychopharmacology - 501 Questions to Help You Pass the Boards		Ramaswamy	June 2012	978-1-4511-1692-2
Principles and Practice of Geriatric Psychiatry	Second Edition	Agronin	June 2011	978-1-60547-600-1
Essentials of Lewis's Child and Adolescent Psychiatry		Volkmar	June 2011	978-0-7817-7502-1
Principles of Addiction Medicine - The Essentials		Cavacuiti	May 2011	978-1-6054-7776-3
Lowinson and Ruiz's Substance Abuse - A Comprehensive Textbook	Fifth Edition	Ruiz	April 2011	978-1-6054-7277-5
Psychiatry Bullets		Thein	February 2011	978-1-6091-3450-1
Principles and Practice of Psychopharmacotherapy	Fifth Edition	Janicak	October 2010	978-1-6054-7565-3
Child and Adolescent Psychiatry - The Essentials	Second Edition	Cheng	October 2011	978-1-6054-7443-4

PSYCHIATRY

TITLE	EDITION	AUTHOR	PUB DATE	ISBN
ASAM Patient Placement Criteria		American Society of Addiction Medicine	April 2010	978-0-7817-9122-9
Clinical Assessments in Psychiatry		Tampi	February 2010	978-0-7817-9909-6
Handbook of Psychopharmacotherapy (LWW Handbook Series)	Second Edition	Pavuluri	January 2008	978-0-7817-7196-2
Handbook of Cognitive Hypnotherapy for Depression (LWW Handbook Series)		Alladin	May 2007	978-0-7817-6604-3
The Psychiatric Interview	Third Edition	Carlat	October 2011	978-1-4511-1019-7
Personality Disorders		Berman	June 2009	978-0-7817-9401-5
Psychosomatic Medicine	Second Edition	Blumenfield	September 2008	978-0-7817-7242-6
Mood Disorders	Second Edition	Ghaemi	November 2007	978-0-7817-6763-7
Alzheimer Disease and Other Dementias	Second Edition	Agronin	September 2007	978-0-7817-6770-5
Psychotic Disorders		Freudenreich	September 2007	978-0-7817-8543-3
Child and Adolescent Psychiatry		Stubbe	October 2006	978-0-7817-7831-2
Substance Use Disorders	Second Edition	Gitlow	October 2007	978-0-7817-6998-3



A Practical Guide to Fetal Echocardiography

Normal and Abnormal Hearts

Third Edition

Alfred Z. Abuhamad MD

Eastern Virginia Medical School, Norfolk, VA

Rabih Chaoui MD

Prenatal Diagnosis and Human Genetics Center, Berlin, Germany

October 2015 / Hardcover


Approx. 400 pp / Approx. 520 Illus. / Approx. 50 Tables

978-1-4511-7605-6

inking

DESCRIPTION

An easy-to-use and lavishly illustrated guide for those who perform fetal echocardiograms to obtain a complete evaluation of the normal and abnormal fetal heart. Chapters cover the normal fetal heart with focus on normal anatomy and offer detailed discussion of fetal cardiac malformations. Ultrasound images are shown in black and white and color; pathology images are shown in color. Each disorder is defined and discussed in terms of ultrasound findings (including associated cardiac/extracardiac findings), differential diagnosis and prognosis/outcome. Key points are given at the end of each discussion.



Berek and Hacker's Gynecologic Oncology

Sixth Edition

Jonathan S. Berek MD, MMS

Stanford Women's Cancer Center; Stanford Cancer Institute

Stanford University School of Medicine

Neville F. Hacker MB, BS(QLD), FRCOG, FRAC

University of New South Wales

Gynaecological Cancer Centre; Royal Hospital for Women

December 2014 / Hardcover

Approx. 944 pp / Approx. 448 Illus. / Approx. 199 Tables

978-1-4511-9007-6


inking

DESCRIPTION

Get the evidence-based, practical guidance you need to provide state-of-the-art care to women with gynecologic cancers. From diagnosis through medical and surgical management, *Berek and Hacker's Gynecologic Oncology, 6th Edition* delivers invaluable knowledge and expertise on every aspect of gynecologic malignancies. Ideal for gynecologic oncologists and fellows, general gynecologists, and medical and radiation oncologists, this new edition clearly translates basic science to clinical practice, making it your go-to source for everyday reference.

FEATURES

- Concise, comprehensive coverage ensures your access to current knowledge of general principles, as well as medical and surgical treatment for the full range of gynecologic cancers: cervical, breast, ovarian, vulvar and vaginal, and uterine.
- Evidence-based, templated chapters speed you directly to the information you need.
- Extensively revised, separate chapters on the latest innovations in laparoscopy and robotics keep you up to date.
- Expert authorship, including the expertise of numerous international contributors, keeps you at the forefront of your field and helps you prepare for board exams.
- New illustrations and drawings, as well as pathology slides and clinically-relevant diagrams, help you visualize key concepts.



Johns Hopkins Manual of Gynecology and Obstetrics Fifth Edition

Jessica L. Bienstock MD, MPH

The Johns Hopkins Hospital Prenatal Diagnosis and Treatment Center

Harold E. Fox MD, MSc; Clark T Johnson MD; Jennifer L Hallock MD; Edward E. Wallach MD

Johns Hopkins University School of Medicine

May 2015 / Paperback

Approx. 688 pp / Approx. 51 Illus. / Approx. 100 Tables

978-1-4511-8880-6

inkling


Series: Lippincott Manual Series (Formerly known as the Spiral Manual Series)

DESCRIPTION

From the Department of Gynecology and Obstetrics at The Johns Hopkins University School of Medicine comes the Fifth Edition of this outstanding resource. *The Johns Hopkins Manual of Gynecology and Obstetrics* is your on-the-spot reference for virtually any situation you'll face in obstetrics, high-risk obstetrics, gynecology, reproductive endocrinology, infertility, and gynecologic oncology. It's also highly effective as a review tool for certification or recertification exams.

FEATURES

- Find information quickly with an easy-to-use outline format, modeled after The Washington Manual® of Medical Therapeutics.
- Stay up to date with new information on minimally invasive surgical techniques; new diagnostic tools; and recent advances in conception, infertility, genetics, and prenatal diagnosis.
- Provide more effective patient care with a newly revised primary care chapter that reflects current practice standards and a new chapter on patient safety.
- Benefit from the knowledge and expertise of residents and attending physicians in obstetrics and gynecology at The Johns Hopkins University
- Trust the manual that's been used with confidence for more than 15 years by house officers, medical students, and practitioners who deal with obstetric and gynecologic diseases and disorders.



Te Linde's Operative Gynecology

Eleventh Edition

Howard W Jones MD

Vanderbilt University School of Medicine

John A Rock MD

Florida International University

June 2015 / Hardcover

Approx. 1504 pp / Approx. 1290 Illus. / Approx. 259 Tables

978-1-4511-7736-7

inking

DESCRIPTION

For nearly 70 years, health care professionals have turned to Te Linde's Operative Gynecology for authoritative, dependable guidance on everything from general topics of surgical ethics to details of surgical procedures. As surgical techniques continue to evolve and new procedures are introduced, Te Linde's remains your text of choice for up-to-date information and advice from today's best surgeons and teachers. Updated diagnostic and management approaches are provided throughout, as well as practical "pearls" that will improve your skills no matter what your level of experience.

FEATURES

- New steps in the Procedure boxes included in all surgical chapters
- Get up-to-date guidance on everything from general background and pathology for surgical problems to patient and treatment selection, step-by-step surgical techniques, and post-operative concerns.
- Benefit from the strong visual support of more than 1,200 hand-drawn color illustrations, now colorized to even more clearly portray the location of blood vessels, ligaments, and other structures.
- Access high-quality video demonstrations online and see exactly how to perform selected vaginal surgeries.
- Explore innovative techniques with a new chapter on robotic surgery. In addition, the chapter on electrosurgical techniques has been extensively updated to include vessel sealing instruments.
- Discover fresh ideas and approaches thanks to new contributing authors
- Gain new insights into professional liability with an increased emphasis on risk prevention.

OBSTETRICS & GYNECOLOGY

TITLE	EDITION	AUTHOR	PUB DATE	ISBN
A Practical Guide to Fetal Echocardiography	Third Edition	Abuhamad	October 2015	978-1-4511-7605-6
Johns Hopkins Manual of Gynecology and Obstetrics	Fifth Edition	Bienstock	May 2015	978-1-4511-8880-6
Te Linde's Operative Gynecology	Eleventh Edition	Jones	June 2015	978-1-4511-7736-7
Berek and Hacker's Gynecologic Oncology	Sixth Edition	Berek	December 2014	978-1-4511-9007-6
Drugs in Pregnancy and Lactation	Tenth Edition	Briggs	August 2014	978-1-4511-9082-3
Glass' Office Gynecology	Seventh Edition	Curtis	May 2014	978-1-6083-1820-9
Manual of Obstetrics (Lippincott Manual Series)	Eighth Edition	Evans	June 2014	978-1-4511-8677-2
Pocket Obstetrics and Gynecology		Hurt	August 2014	978-1-4511-4605-9
Te Linde's Atlas of Gynecologic Surgery		Cundiff	August 2013	978-1-60831-068-5
A Practical Guide to Office Gynecologic Procedures		Blumenthal	April 2013	978-1-60547-704-6
Advances in Reconstructive Vaginal Surgery	Second Edition	Kovac	June 2012	978-1-60913-238-5
Fetal Heart Rate Monitoring	Fourth Edition	Freeman	May 2012	978-1-4511-1663-2
Wilkinson and Stone Atlas of Vulvar Disease	Third Edition	Wilkinson	March 2012	978-1-4511-3218-2
Modern Colposcopy Textbook and Atlas	Third Edition	American Society for Colposcopy and Cervical Pathology	December 2011	978-1-6083-1547-5
Te Linde's Operative Gynecology	Tenth Edition, Updated Edition	Rock	July 2011	978-1-4511-4368-3
Lippincott's Obstetrics Case-Based Review		Beall	July 2011	978-0-7817-9849-5
Avoiding Common Obstetrics and Gynecology Errors		Roberts	December 2010	978-0-7817-9143-4
Clinical Gynecologic Endocrinology and Infertility	Eighth Edition	Fritz	December 2010	978-0-7817-7968-5
A Clinical Guide for Contraception	Fifth Edition	Speroff	November 2010	978-1-6083-1610-6
Handbook of Obstetric and Gynecologic Emergencies (LWW Handbook Series)	Fourth Edition	Benrubi	March 2010	978-1-6054-7666-7
Fetal Monitoring Interpretation	Second Edition	Cabaniss	December 2009	978-1-6083-1381-5



Cancer: Principles & Practice of Oncology: Primer of the Molecular Biology of Cancer

Second Edition

Vincent T. DeVita Jr. MD

Yale School of Public Health; Yale School of Medicine

Theodore S. Lawrence MD, PhD

University of Michigan

Steven A. Rosenberg MD, PhD

National Cancer Institute, National Institutes of Health; Uniformed Services University of the Health Sciences School of Medicine

George Washington University School of Medicine

May 2015 / Paperback

Approx. 538 pp / Approx. 129 Illus. / Approx. 309 Tables

978-1-4963-1063-7


inkling

DESCRIPTION

Understand and apply the scientific advances that are revolutionizing cancer research and practice with *Cancer: Principles and Practice of Oncology: Primer of the Molecular Biology of Cancer*. Derived from DeVita, Hellman, and Rosenberg's *Cancer: Principles and Practice of Oncology* – widely hailed as the definitive clinical reference in oncology – this Primer focuses on the molecular biology information that is of critical importance to research scientists and clinical oncologists alike.

FEATURES

- Get up-to-date, dependable coverage of every important frontier in aspect of the molecular biology of cancer with contributions from a noteworthy roster of leading scientists and clinicians.
- See how molecular biology advances are impacting clinical practice with separate chapters on each of the 19 most common cancer types.
- Navigate the challenges and ethical dilemmas of cancer genetics with a thorough section chapters on genetic counseling and genetic testing.



DeVita, Hellman, and Rosenberg's Cancer: Principles & Practice of Oncology

Tenth Edition

Vincent T. DeVita Jr. MD

Yale School of Public Health; Yale School of Medicine

Theodore S. Lawrence MD, PhD

University of Michigan

Steven A. Rosenberg MD, PhD

National Cancer Institute, National Institutes of Health; Uniformed Services University of the Health Sciences School of Medicine

George Washington University School of Medicine

December 2014 / Hardcover

Approx. 2280 pp / Approx. 550 Illus.

978-1-4511-9294-0

LWW
Health Library

DESCRIPTION


DeVita, Hellman, and Rosenberg's Cancer: Principles & Practice of Oncology, 10th edition has garnered universal acclaim as the world's definitive, standard-setting oncology reference. More than 400 respected luminaries explore today's most effective strategies for managing every type of cancer by stage of presentation - discussing the role of all appropriate therapeutic modalities as well as combined-modality treatments. This multidisciplinary approach will help your cancer team collaboratively face the toughest clinical challenges and provide the best possible care for every cancer patient.

FEATURES

- Access the complete contents online or on your mobile device, with quarterly updates reflecting late-breaking developments in cancer care, free for the first year on LWW Health Library.
- Take full advantage of the latest advances with brand-new chapters on Hallmarks of Cancer, Molecular Methods in Cancer, Oncogenic Viruses, Cancer Screening, and new sections on Genetic testing and counseling for cancer, plus comprehensive updates throughout – including coverage of the newest biologic therapies.
- Make optimal, well-coordinated use of all appropriate therapies with balanced, multidisciplinary advice from a surgeon, a medical oncologist, and a radiation oncologist in each major treatment chapter.
- Review the latest molecular biology knowledge for each type of cancer and its implications for improved management.
- Make the best decisions on cancer screening and prevention, palliative care, supportive oncology, and quality-of-life issues

Now packaged with 1 year Free access to Cancer: Principles & Practice, 10th Edition on the NEW and ENHANCED LWW Health Library. The high-quality, updated content you've come to rely on throughout your career, just got better! Now access Cancer: Principles & Practice, 10th Edition entire content on the go, and access quarterly updates.

Additionally, for the first 6 months, Cancer: Principles & Practice of Oncology, 10th Edition purchasers will get access to the entire Oncology Collection on LWW Health Library – an incredible value at no additional charge!



Handbook for Principles and Practice of Gynecologic Oncology Second Edition

Richard R. Barakat MD; Douglas A. Levine MD

Memorial Sloan-Kettering Cancer Center

Marcus E. Randall MD

Indiana University School of Medicine; Medical Director; Clarian-Indiana University Hospital

Maurie Markman MD

University of Texas, MD Anderson Cancer Center

Don S. Dizon MD, FACP

Massachusetts General Hospital; Harvard Medical School

Catheryn M. Yashar MD

University of California—San Diego; Moores Cancer Center

April 2015 / Paperback

Approx. 380 pp / Approx. 38 Illus.

978-1-4963-0642-5

inking

DESCRIPTION

Easy to read and designed for on-the-spot reference, *Handbook for Principles and Practice of Gynecologic Oncology, 2nd Edition* is a comprehensive yet concise guide for fellows, residents, and specialist trainees in the diagnosis and management of gynecologic cancers. You'll find authoritative coverage of the latest developments in the field, streamlined data that support treatment recommendations, and helpful algorithms and tables included throughout.

FEATURES

- Learn from two new co-editors, Drs. Dizon and Yashar, who share their expertise in gynecologic medical oncology and gynecologic radiation oncology.
- Progress logically through each chapter from incidence and etiology to diagnosis and treatment.
- An ideal companion to Barakat, Markman, and Randall's *Principles and Practice of Gynecologic Oncology, 6th Edition*.



Handbook of Targeted Cancer Therapy

Daniel D. Karp MD; Gerald S. Falchook MD

MD Anderson Cancer Center

November 2014 / Paperback

Approx. 288 pp / Approx. 38 Illus. / Approx. 44 Tables

978-1-4511-9326-8

inking

DESCRIPTION

This concise, practical oncology reference examines more than 120 targeted therapy agents for which clinical trial data are available, and explains when and how you can use them to most effectively combat cancer.

FEATURES

- Approach clinical challenges from any direction with separate sections on Targets by Organ Site, Carcinogenesis from the Perspective of Targeted Therapy, Molecular Targets and Pathways, and Targeted Therapy Agents.
- Find information easily thanks to a color-coded format and an intuitive organization.
- Access the complete contents online and on mobile devices, with regular updates to include newly approved treatments.
- Important state of the art cancer information for caregivers, researchers, other health care professionals, and even patients



The Washington Manual of Oncology Third Edition

Ramaswamy Govindan MD; Daniel Morgensztern, MD
Alvin J. Siteman Cancer Center at Washington University School of Medicine

May 2015 / Paperback
Approx. 588 pp / Approx. 11 Illus.
978-1-4511-9347-3

inking

Specialty: The Washington Manual® Series

DESCRIPTION

Concise, clearly written sections on principles of oncology, site-specific diseases, and supportive therapy make *The Washington Manual® of Oncology, 3rd Edition*, an invaluable resource for the daily care of cancer patients.

FEATURES


- Better understand innovative developments in oncology with new chapters on Genome Sequencing, Personalized Therapy, Endocrine Tumors, Myelodysplastic Syndromes, Anti-emesis and Survivorship.
- Focus on new ideas in the field thanks to a greater emphasis on molecular diagnosis, genome sequencing, and targeted therapies.
- Quickly locate key information in the appendices, such as body surface area, dose adjustments of chemotherapy agents in renal and hepatic failure, and online resources for oncologists.
- Benefit from proven treatment recommendations from the experts at Washington University in St. Louis – ideal for the busy third and fourth year student, resident, or clinician.

ONCOLOGY

TITLE	EDITION	AUTHOR	PUB DATE	ISBN
Radiotherapy for Gynecologic Cancers: A Practical Guide		Eifel	November 2015	978-1-4511-9265-0
Principles and Practice of Pediatric Oncology	Seventh Edition	Pizzo	July 2015	978-1-4511-9423-4
Cancer: Principles & Practice of Oncology: Primer of the Molecular Biology of Cancer	Second Edition	DeVita	May 2015	978-1-4963-1063-7
The Washington Manual of Oncology	Third Edition	Govindan	May 2015	978-1-4511-9347-3
Handbook for Principles and Practice of Gynecologic Oncology	Second Edition	Barakat	April 2015	978-1-4963-0642-5
DeVita, Hellman, and Rosenberg's Cancer: Principles & Practice of Oncology	Tenth Edition	DeVita	December 2014	978-1-4511-9294-0
Handbook of Targeted Cancer Therapy		Karp	November 2014	978-1-4511-9326-8
Radiation Oncology - A Question Based Review	Second Edition	Hristov	September 2014	978-1-4511-9199-8
Diseases of the Breast	Fifth Edition	Harris	May 2014	978-1-4511-8627-7
The Physics of Radiation Therapy	Fifth Edition	Khan	April 2014	978-1-4511-8245-3
Pocket Oncology		Drilon	March 2014	978-1-4511-8762-5
The Bethesda Handbook of Clinical Oncology	Fourth Edition	Abraham	March 2014	978-1-4511-8758-8
Hematology Case Review		Doll	November 2013	978-1-4511-9143-1
Wintrobe's Clinical Hematology	Thirteenth Edition	Greer	November 2013	978-1-4511-7268-3
Practical Essentials of Intensity Modulated Radiation Therapy	Third Edition	Clifford	October 2013	978-1-4511-7581-3
Head and Neck Cancer - A Multidisciplinary Approach	Fourth Edition	Harrison	August 2013	978-1-4511-4487-1
The Bethesda Handbook of Clinical Hematology	Third Edition	Rodgers	May 2013	978-1-4511-8270-5
Cancer Principles and Practice of Oncology: Handbook of Clinical Cancer Genetics		Matloff	May 2013	978-1-4511-9098-4
Principles and Practice of Gynecologic Oncology	Sixth Edition	Barakat	May 2013	978-1-4511-7659-9
Perez & Brady's Principles and Practice of Radiation Oncology	Sixth Edition	Halperin	May 2013	978-1-4511-1648-9
Principles and Practice of Palliative Care and Supportive Oncology	Fourth Edition	Berger	January 2013	978-1-4511-2127-8
Principles of Molecular Diagnostics and Personalized Cancer Medicine		Tan	January 2013	978-1-4511-3197-0
Hemostasis and Thrombosis - Basic Principles and Clinical Practice	Sixth Edition	Marder	November 2012	978-1-6083-1906-0
Perry's The Chemotherapy Source Book	Fifth Edition	Perry	May 2012	978-1-4511-0145-4
Manual of Clinical Oncology	Seventh Edition	Casciato	May 2012	978-1-4511-1560-4

ONCOLOGY

TITLE	EDITION	AUTHOR	PUB DATE	ISBN
Devita, Hellman, and Rosenberg's Cancer - Principles and Practice of Oncology Review	Third Edition	Govindan	March 2012	978-1-4511-1639-7
TNM Staging Atlas with Oncoanatomy	Second Edition	Rubin	March 2012	978-1-6091-3144-9
Treatment Planning in Radiation Oncology	Third Edition	Khan	November 2011	978-1-6083-1431-7
Radiotherapy for Head and Neck Cancers - Indications and Techniques	Fourth Edition	Ang	September 2011	978-1-6083-1686-1
Khan's Lectures: Handbook of the Physics of Radiation Therapy		Khan	June 2011	978-1-6054-7681-0
Comprehensive Textbook of Genitourinary Oncology	Fourth Edition	Scardino	June 2011	978-1-6083-1352-5
Cancer: Principles & Practice of Oncology, Volume 2 - Annual Advances in Oncology		DeVita, Jr.	June 2011	978-1-4511-4269-3
Handbook of Cancer Chemotherapy (LWW Handbook Series)	Eighth Edition	Skeel	May 2011	978-1-6083-1782-0
Radiation Oncology: Management Decisions	Third Edition	Chao	May 2011	978-1-6054-7911-8
Immunomodulating Drugs for the Treatment of Cancer		Chanan-Khan	April 2011	978-1-6054-7333-8
Cancer Chemotherapy and Biotherapy - Principles and Practice	Fifth Edition	Chabner	November 2010	978-1-6054-7431-1
Essential Cancer Pharmacology: The Prescriber's Guide		Butler	October 2010	978-1-6091-3704-5
Human Radiation Injury		Shrieve	October 2010	978-1-6054-7011-5
Pediatric Radiation Oncology	Fifth Edition	Halperin	October 2010	978-1-6054-7260-7
Principles and Practice of Pediatric Oncology	Sixth Edition	Pizzo	October 2010	978-1-6054-7682-7
Principles and Practice of Lung Cancer - The Official Reference Text of IASLC	Fourth Edition	Pass	April 2010	978-0-7817-7365-2
Handbook for Principles and Practice of Gynecologic Oncology		Levine	March 2010	978-0-7817-7848-0
Non-Hodgkin Lymphomas	Second Edition	Armitage	November 2009	978-0-7817-9116-8
Image-Guided and Adaptive Radiation Therapy		Timmerman	October 2009	978-0-7817-8282-1
Principles and Practice of Surgical Oncology - A Multidisciplinary Approach to Difficult Problems		Silberman	September 2009	978-0-7817-6546-6
TNM Staging Charts		Rubin	April 2009	978-1-6054-7966-8



Age-Related Macular Degeneration

Second Edition

D. Virgil Alfaro III, MD

Retina Consultants of Charleston

John B. Kerrison MD

Retina Consultants of Charleston

Storm Eye Institute; Medical University of South Carolina

October 2014 / Hardcover

Approx. 344 pp / Approx. 555 Illus.

978-1-4511-5169-5


inking

DESCRIPTION

This comprehensive text covers recent advances in pathophysiology, diagnosis, and treatment including promising new developments that will affect your patient care. Dr. Virgil Alfaro and his colleagues at Retina Consultants of Charleston bring you their expertise in the areas of basic science, imaging, prevention, treatment, and more.

FEATURES

- Learn from a renowned group of retina surgeons who address all aspects of management, including anatomy, physiology, and pathophysiology; imaging of the macula in ARMD, prevention measures and treatment; and future directions in the field.
- Gain a solid foundation in intravenous fluorescein angiography, indocyanine green angiography, and optical coherence tomography, as well as antiVEGE therapy and related new drugs, optimizing your diagnosis and treatment options.
- Understand the significant change in the classification system of choroidal neovascular membranes in ARMD.
- Get up-to-date information on treating ARMD secondary to geographic atrophy through cell transplantation and pharmacologic therapies.
- Easily visualize key aspects of ARMD thanks to high-quality illustrations and photographs.
- Find the information you need quickly by referencing individual chapters that offer comprehensive and inclusive coverage of the topic at hand.



Review Questions in Ophthalmology

Third Edition

Kenneth C. Chern MD

Francis I. Proctor Foundation, University of California

Michael A. Sidel MD

University of Chicago

January 2015 / Paperback

Approx. 560 pp / Approx. 425 Illus.

978-1-4511-9201-8

DESCRIPTION

Approach your exams with confidence using *Review Questions in Ophthalmology, Third Edition*. You'll find a concise review of all specialty rotations in ophthalmology, plus key areas such as embryology, anatomy, pediatrics, plastics, and lenses. Real-life clinical cases and more than 1,000 multiple choice questions with answers and explanations in this comprehensive review of ophthalmology provide core knowledge for all residents and fellows in ophthalmology, preparing you for success – both on your exams and in your practice!

FEATURES

- Test yourself with 1,000+ multiple choice questions, including answers and explanations.
- Clearly visualize what you're likely to see on exams and in practice, thanks to more than 400 clinical photographs, fluorescein angiograms, and CT, MRI, and ultrasound images.
- Focus on common diseases for more useful self-assessment and real-life clinical preparation.
- LWW's Online Resources for review content is all housed on ThePoint, which provides flexible learning solutions and resources using Review Questions in Ophthalmology, 3rd Edition.
- Test yourself with 1,000+ multiple choice questions, including answers and explanations.
- More than 400 clinical images (including photographs, fluorescein angiograms, and CT, MRI, and ultrasound images)
- Complete content for easy navigation

OPHTHALMOLOGY & OPTOMETRY

TITLE	EDITION	AUTHOR	PUB DATE	ISBN
Fundus Autofluorescence	Second Edition	Lois	September 2015	978-1-4511-9459-3
Walsh & Hoyt's Clinical Neuro-Ophthalmology: The Essentials	Third Edition	Miller	August 2015	978-1-4511-9447-0
Review Questions in Ophthalmology	Third Edition	Chern	January 2015	978-1-4511-9201-8
Age-Related Macular Degeneration	Second Edition	Alfaro	October 2014	978-1-4511-5169-5
Diagnostic Ophthalmology (Published by Amirsys®)		Ambati	November 2013	978-1-9318-8494-5
Evidence-Based Eye Care	Second Edition	Kertes	October 2013	978-1-4511-7638-4
Harley's Pediatric Ophthalmology	Sixth Edition	Nelson	September 2013	978-1-4511-7283-6
Orbital Surgery - A Conceptual Approach	Second Edition	Rootman	November 2013	978-1-4511-0010-5
Pediatric Cataract Surgery - Techniques, Complications and Management	Second Edition	Wilson	February 2014	978-1-4511-4271-6
Complications of Vitreo-Retinal Surgery		Lois	May 2013	978-1-4511-1938-1
The LASIK Handbook - A Case-Based Approach	Second Edition	Feder	May 2013	978-1-4511-7284-3
Atlas of Oculoplastic and Orbital Surgery		Dutton	October 2012	978-1-4511-4312-6
Visual Diagnosis and Care of the Patient with Special Needs		Taub	May 2012	978-1-4511-1668-7
The Wills Eye Manual, International Edition	Sixth Edition	Gerstenblith	March 2012	978-1-4511-7584-4
Wills Eye Institute 5-Minute Ophthalmology Consult		Maguire	December 2011	978-1-6083-1665-6
Ophthalmology Review Manual	Second Edition	Chern	September 2011	978-1-6083-1007-4
Macular Surgery	Second Edition	Quiroz-Mercado	June 2011	978-0-7817-9715-3
Color Atlas of Oculoplastic Surgery	Second Edition	Tse	May 2011	978-1-6083-1078-4
The Yale Guide to Ophthalmic Surgery		Bernardino	April 2011	978-1-6091-3705-2
Ocular Therapeutics Handbook - A Clinical Manual	Third Edition	Onofrey	March 2011	978-1-6054-7952-1
Eye Pathology - An Atlas and Text	Second Edition	Eagle	March 2012	978-1-6083-1788-2
Shields Textbook of Glaucoma	Sixth Edition	Allingham	November 2010	978-0-7817-9585-2
Therapy for Ocular Angiogenesis - Principles and Practice		Das	November 2011	978-1-6054-7640-7
Vitreous Microsurgery	Fifth Edition	Charles	September 2010	978-1-6083-1503-1
Diabetic Retinopathy - The Essentials		Wu	April 2010	978-1-6054-7662-9
Ocular Inflammatory Disease and Uveitis Manual - Diagnosis and Treatment		Huang	March 2010	978-0-7817-9836-5
Manual of Ocular Diagnosis and Therapy (Lippincott Manual Series)	Sixth Edition	Pavan-Langston	October 2007	978-0-7817-6512-1

Wills Eye Institute Color Atlas Series

TITLE	EDITION	AUTHOR	PUB DATE	ISBN
Color Atlas and Synopsis of Clinical Ophthalmology Series Package		Lippincott	February 2013	978-1-4698-0069-1
Color Atlas and Synopsis of Clinical Ophthalmology — Retina	Second Edition	Fineman	May 2012	978-1-6091-3336-8
Color Atlas and Synopsis of Clinical Ophthalmology — Neuro-Ophthalmology	Second Edition	Savino	May 2012	978-1-6091-3266-8
Color Atlas and Synopsis of Clinical Ophthalmology — Uveitis		Garg	October 2011	978-1-4511-0146-1
Color Atlas and Synopsis of Clinical Ophthalmology — Pediatric		Nelson	October 2011	978-1-4511-1087-6
Color Atlas and Synopsis of Clinical Ophthalmology — Oculoplastics	Second Edition	Penne	October 2011	978-1-6091-3265-1
Color Atlas and Synopsis of Clinical Ophthalmology — Cornea	Second Edition	Rapuno	October 2011	978-1-6091-3338-2



Foot & Ankle Arthroscopy

Second Edition

Richard D Ferkel MD

Southern California Orthopaedic Institute

September 2015 / Hardcover

Approx. 375 pp / Approx. 550 Illus. / Approx. 10 Tables

978-0-7817-8341-5


DESCRIPTION

Foot and Ankle Arthroscopy, thoroughly describes, in vivid step-by-step illustrative detail, arthroscopic techniques used in the surgical treatment of foot and ankle disorders. This comprehensive reference is divided into four sections: Basics of Ankle Arthroscopy, Surgical Arthroscopy, Foot, and Rehabilitation and Complications. This revised second edition details the advances that have affected the use of arthroscopy in foot and ankle surgery since the publication of the first edition. The text covers both the basics of equipment, instrumentation and surgical anatomy, as well as the practical steps surgeons must take to optimize results for each procedure.

New chapters in the Second Edition include: Endoscopic Procedures for the Retrocalcaneal Bursa and Achilles Tendon and Tendoscopy of the Posterior Tibial Tendon, Peroneals and FHL; Laser Energy and Radiofrequency in Ankle Arthroscopy; Prone Arthroscopic Posterior Ankle Problems; Regional Anesthesia; and Subtalar Joint Pathology.

FEATURES

- Clear, straightforward discussions cover the basics of surgical anatomy
- Practical tips and pearls let you learn from master surgeons
- Abundant radiographs and color line drawings explain the techniques
- High-quality illustrations make complex concepts easy to grasp



Handbook of Fractures

Fifth Edition

Kenneth Egol MD

Joseph Zuckerman MD

NYU Medical School Hospital for Joint Disease

Kenneth J. Koval MD

Dartmouth Medical School

November 2015 / Paperback

Approx. 896 pp / Approx. 329 Illus.

978-1-4511-9362-6

inkling

DESCRIPTION

One of the most widely used manuals of its kind, *Handbook of Fractures, 5th Edition*, is the ideal, on-the-spot reference for residents and practitioners seeking fast facts on fracture management and classification. Carry it with you for convenient access to the answers you need on complete fracture care of adults and children – from anatomy and mechanism of injury through clinical and radiologic evaluation and treatment.

FEATURES

- Visualize key aspects of fracture management with abundant illustrations.
- Access vital information through quick-reference charts, tables, diagrams, and bulleted lists.
- Stay up to date with what's new in the field thanks to new chapters on intraoperative imaging and basic science of fracture healing.
- Get the latest information on special topics such as multiple trauma, gunshot wounds, pathologic and periprosthetic fractures, and orthopedic analgesia.
- Quickly find the information you need with consistently organized chapters covering epidemiology, anatomy, mechanism of injury, clinical evaluation, radiologic evaluation, classification, treatment, and management of complications.



Johnson's Practical Electromyography

Fifth Edition

Ernest Johnson MD; William Pease MD; Daniel Clinchot MD

The Ohio State University

November 2015 / Hardcover

Approx. 448 pp / Approx. 170 Illus. / Approx. 40 Tables

978-1-4511-9079-3

DESCRIPTION

This new edition will incorporate some key updating, such as the addition of information of the burgeoning use of ultrasound in EMG testing. New information on treatment, rather than just diagnosis, will be included as well. All ancillary content will be featured online rather than on a DVD as in the last edition. This title remains a robust yet concise introductory text perfect for the neurology or PM&R resident learning EMG techniques.



Minimally Invasive Foot & Ankle Surgery

Christopher Chiodo MD

Brigham Women's and Faulkner Hospitals; Harvard Medical School

Eric Bluman MD

Brigham Foot and Ankle Center at the Faulkner

August 2015 / Hardcover

Approx. 224 pp

978-1-4511-3161-1

DESCRIPTION

With in-depth descriptions of surgical techniques and step-by-step color illustrations and line drawings, Minimally Invasive Foot & Ankle Surgery is a literal "how-to" guide for orthopedic surgeons, residents, and podiatrists. Unlike other textbooks on this subject which focus solely on clinical results, this book provides the readers with everything they need to understand and perform these surgeries successfully.

FEATURES

- 500 step-by-step color illustrations and line drawings
- Covers injections and surgery of the tendon and ligaments, arthrodesis, arthroscopy, forefoot deformity correction, and trauma



Operative Techniques in Orthopaedic Surgery, 4 Volume Set Second Edition

Samuel Wiesel MD

Georgetown University School of Medicine; Georgetown University Hospital

June 2015 / Hardcover

Approx. 5500 pp / Approx. 13000 Illus. / Approx. 700 Tables

978-1-4511-9314-5

inking

Series: Operative Techniques in Orthopaedic Surgery Series

DESCRIPTION

This title is a compendium of nearly every procedure performed in orthopaedic surgery. The relevant trauma or pathophysiology is explained briefly, as a necessary adjunct to what to do to correct it. The presentation is templated and extremely rich in graphics for easy reading and retention. Coverage is comprehensive, including all joints as well as sports medicine, pediatrics, orthopaedic oncology, and spine.

FEATURES

- Includes new web-based version with easier navigation and search
- Comprehensive review of almost every procedure in orthopedic surgery
- Graphic-rich presentation aids in quick learning and better retention
- Over 50 new procedures in the second edition

Other titles from the same series that are slated to be published in August 2015:

- Operative Techniques in Adult Reconstruction Surgery, Second Edition
- Operative Techniques in Foot and Ankle Surgery, Second Edition
- Operative Techniques in Hand, Wrist, and Forearm Surgery, Second Edition
- Operative Techniques in Orthopaedic Surgical Oncology, Second Edition
- Operative Techniques in Orthopaedic Trauma Surgery, Second Edition
- Operative Techniques in Pediatric Orthopaedics, Second Edition
- Operative Techniques in Shoulder and Elbow Surgery, Second Edition
- Operative Techniques in Spine Surgery, Second Edition
- Operative Techniques in Sports Medicine Surgery, Second Edition



Pediatric and Adolescent Knee Surgery

Frank Cordasco MD

Daniel Green MD

June 2015 / Hardcover
 Approx. 400 pp / Approx. 425 Illus.
 978-1-4511-9335-0

DESCRIPTION

This text is intended to fill the gap for practitioners handling the increase in pediatric knee injuries. This will be a text aimed squarely at orthopedic surgeons. It will review anatomy, imaging, and epidemiology and detail procedures for ACL injuries, Patellofemoral Instability, Osteochondritis Desiccans, Discoid Meniscus, Fractures, and Growth Plate Surgery. Each technique will be richly illustrated and portrayed in step-by-step detail.

FEATURES

- Comprehensive resource for surgeons dealing with pediatric and adolescent knee injuries
- Electronic version will contain video of surgical techniques
- Techniques illustrated in step-by-step, full color detail
- Written by experts from the Hospital for Special Surgery



Pocket Orthopaedics

Jamal Boughanem

Ritesh Shah

May 2015 / Paperback
 Approx. 293 pp / Approx. 5 Illus. / Approx. 8 Tables
 978-1-4511-8566-9

Series: Pocket Notebook Series

DESCRIPTION

This new title in Pocket series covers the major subspecialty areas including shoulder, elbow, hand and wrist, hip, knee, foot and ankle. It is intended to provide a compact quick-reference covering relevant pathophysiology, diagnostic criteria, and glosses of medical and surgical treatment.

FEATURES

- Compact
- Covers the entire field
- Written in the traditional Pocket format—brief, telegraphic text, many tables, only essential illustrations.



Practice of Pediatric Orthopaedics

Third Edition

Lynn Staheli MD

University of Washington School of Medicine

June 2015 / Hardcover

Approx. 496 pp / Approx. 2825 Illus.

978-1-6083-1505-5

DESCRIPTION

Profusely illustrated basic book on pediatric orthopaedics aimed at the resident in orthopaedics, the general orthopaedic surgeon, and the pediatrician. It is densely packed with relevant clinical information and a multitude of illustrations presented in a highly structured style.

FEATURES

- **NEW** Additional readings to be eliminated, as web searching makes them unnecessary
- **NEW** Detailed steps in procedures to be deleted
- **NEW** Principles and recommended management to be added to each topic
- **NEW** Principles in boxed extracts to be added
- **NEW** Procedures will be modified to include before and after, and approaches, indications, and complications to be added
- **NEW** Text is expanded to make it more valuable to practicing orthopaedists
- Author all recognised experts in the field--over 2,000 illustrations
- Very concise coverage of every pediatric condition



Rehabilitation Instructions for Orthopaedic Patients

Brent Brotzman MD

North Austin Sports Medicine

August 2015 / Hardcover

Approx. 544 pp / Approx. 1000 Illus.

978-0-7817-5148-3

DESCRIPTION

Written by an eminent expert on orthopaedic rehabilitation for the orthopaedist, physical trainer, athletic trainer, or any health care professional managing rehabilitation, this handbook provides patient instructions for rehabilitation of all musculoskeletal injuries and postoperative rehabilitation after surgery. For each injury, the book presents step-by-step descriptions and photographs of chronologically progressive rehabilitation exercises and checklists of timing and criteria for return to sports. The book includes a disc so patient instructions may be individualized and printed. The format also allows easy photocopying. Each chapter also includes clinical points for the practitioner, illustrations of pathophysiology and treatment, and etiology and prevention. Additional topics covered include low-impact exercises for arthritis patients, cast care, groin strain, and care of sprains.



Rockwood, Green, and Wilkins' Fractures in Adults and Children Package Eighth Edition

Paul Tornetta III, MD
Boston Medical Center

September 2014 / Prepack/Carton
International Edition Package (Print only): 978-1-4698-7158-5
Worldwide Edition Package (Print + eBook): 978-1-4698-7157-8

inking

DESCRIPTION

Go for the gold standard: the definitive, bestselling reference on adult and pediatric fractures, *Rockwood, Green, and Wilkins' Fractures* is now in its 8th edition. Written by the top orthopaedic surgeons from around the world, the three revised and updated volumes offer full coverage of all fracture types in both adults and children, presenting the experts' choices on operative techniques and management. Volumes I and II cover adults' fractures; Volume III covers children's.

FEATURES

- **NEW** Expanded coverage of pain medicine and casting in Volume III (Children)
- **NEW** Chapters in Volumes I and II (Adults) on: Management of the Geriatric or Elderly Patient; Management of Bone Defects; Psychological Aspect of Trauma
- 10 **NEW** full length videos added to the existing Rockwood and Green's Fractures in Adults video library and 13 new full length videos added to Rockwood and Wilkins Fractures in Children
- All videos feature easy navigation so you can go directly to specific steps in the procedure, or watch the entire procedure from start to finish
- **NEW** Time-saving outline template for easy quick-reference
- "Before the Case" checklists of all necessary equipment for each surgical procedure
- Author's Preferred Technique section includes algorithms explaining why the author chose that procedure
- Pearls and Pitfalls and preventive measures listed for all procedures
- Full-color operative photos, tables, x-rays, diagrams and more than 500 line drawings of surgical procedures

The International Edition package contains the following products:

- Rockwood and Green's Fractures in Adults: 978-1-4511-9508-8
- Rockwood and Wilkins' Fractures in Children: 978-1-4511-9512-5

The Worldwide Edition package contains the following products:

- Rockwood and Green's Fractures in Adults: 978-1-4511-7531-8
- Rockwood and Wilkins' Fractures in Children: 978-1-4511-4393-5

These titles are available for purchase separately under their respective ISBNs (as above).



The Adult Hip: Arthroplasty and Its Alternatives (2 VOL)

Third Edition

John Callaghan MD

University of Iowa Carver College of Medicine

June 2015 / Hardcover

Approx. 1460 pp.

978-1-4511-8369-6

DESCRIPTION

This two volume set contains comprehensive coverage of management of disorders of the adult hip. It includes all arthroscopic and open procedures as well as extensive coverage of equipment and prostheses.



Relevant Surgical Exposures

Second Edition

Bernard Morrey MD

Mayo Clinic

October 2015 / Hardcover

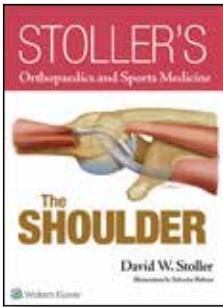
Approx. 456 pp / Approx. 1400 Illus.

978-1-4511-9406-7

Series: Master Techniques in Orthopaedic Surgery

DESCRIPTION

Correctly choosing and executing the exposure needed for a given procedure is one of the orthopedic surgeon's most important tasks, and one that residents work hard to master. This covers all areas of orthopedic surgery, presenting exposures for hand & wrist, forearm, elbow, humerus, shoulder, pelvis, hip & acetabulum, femur, knee, tibia & fibula, foot & ankle, & spine.



Stoller's Orthopaedics and Sports Medicine: The Shoulder

David W. Stoller MD, FACR

RadNet; Beverly Radiology—Northern California;
Affiliate Member, American Shoulder and Elbow Surgeons

December 2014 / Hardcover

Approx. 880 pp.

Print only edition: 978-1-4698-9298-6

Enhanced edition: 978-1-4963-1333-1

DESCRIPTION

Stoller's Orthopaedics and Sports Medicine: The Shoulder has compiled over 25 years of trailblazing shoulder research and clinical experience into one comprehensive must have volume. This book will take readers through two decades of the most important developments in shoulder imaging:

- Benchmark development of the ABER technique
- The description of the IGLLC complex and BLC complex
- Description of the "J" sign and first MR images of the HAGL lesion
- MR description of the anterior band of the inferior glenohumeral ligament
- MR findings of the throwing athlete including thickened posterior band and adaptive changes of glenoid fossa
- New perspective on partial rotator cuff tears including the role of the coracohumeral ligament and the superior glenohumeral ligament complex
- Pattern recognition of SLAP tears based on coronal images of the BLC
- Description of type 1, 2, and 3 BLC complexes
- Criteria for adhesive capsulitis on MR
- MDI findings on MRI

Access this essential wealth of knowledge along with the most extensive cadaver MR correlation in the country to hone your skills as an imaging expert. In order to organize this inclusive collection of imaging information from the foremost authority in the subject, a new format consisting of a bulleted text and image rich layout provides for rapid understanding and easy access.

FEATURES

- One of the most comprehensive collections of color illustrations of orthopaedic pathoanatomy
- The proven Stoller Checklist approach to MR joint interpretation for accurate and reproducible image interpretation
- Key concepts to emphasize and reinforce critical information throughout a chapter
- Detailed and comprehensive figure legends that not only describe an image, but provide information and novel concepts about a disorder.
- 3T and high resolution MR images
- Introductory section on Practical Guide to Shoulder Imaging outlines the key factors to advanced imaging diagnostics
- Arthroscopy and surgical correlation

The Print Only version does not include the Stoller Notes, Stoller Lecture Videos or PubMed Links. These features are only included in The Shoulder Package. For more information on these features, order The Shoulder Package, ISBN 978-1-4963-1333-1.

Master Techniques in Orthopaedic Surgery Series

TITLE	EDITION	AUTHOR	PUB DATE	ISBN
Master Techniques in Orthopaedic Surgery: The Hip	Third Edition	Berry	November 2015	978-1-4511-9402-9
Master Techniques in Orthopaedic Surgery: Pediatrics	Second Edition	Skaggs	November 2015	978-1-4511-9444-9
Master Techniques in Orthopaedic Surgery: Relevant Surgical Exposures	Second Edition	Morrey	October 2015	978-1-4511-9406-7
Master Techniques in Orthopaedic Surgery: The Elbow	Third Edition	Morrey	July 2014	978-1-4511-7309-3
Master Techniques in Orthopaedic Surgery: The Spine	Third Edition	Zdeblick	December 2013	978-1-4511-7361-1
Master Techniques in Orthopaedic Surgery: The Foot and Ankle	Third Edition	Kitaoka	April 2013	978-1-6054-7674-2
Master Techniques in Orthopaedic Surgery: Fractures	Third Edition	Wiss	November 2012	978-1-4511-0814-9
Master Techniques in Orthopaedic Surgery: The Shoulder	Third Edition	Craig	October 2012	978-0-7817-9748-1
Master Techniques in Orthopaedic Surgery: Orthopaedic Oncology and Complex Reconstruction		Sim	December 2011	978-1-6083-1043-2
Master Techniques in Orthopaedic Surgery: Sports Medicine		Fu	December 2010	978-1-6083-1081-4
Master Techniques in Orthopaedic Surgery: The Wrist	Third Edition	Gelberman	December 2009	978-0-7817-8339-2
Master Techniques in Orthopaedic Surgery: Knee Arthroplasty	Third Edition	Lotke	December 2008	978-0-7817-7922-7
Master Techniques in Orthopaedic Surgery: Soft Tissue Surgery		Moran	April 2008	978-0-7817-6368-4
Master Techniques in Orthopaedic Surgery: Reconstructive Knee Surgery	Third Edition	Jackson	December 2007	978-0-7817-6563-3
Master Techniques in Orthopaedic Surgery: The Hand	Second Edition	Strickland	December 2004	978-0-7817-4080-7

Operative Techniques in Orthopaedic Surgery Series


TITLE	EDITION	AUTHOR	PUB DATE	ISBN
Operative Techniques in Adult Reconstruction Surgery	Second Edition	Parvizi	August 2015	978-1-4511-9306-0
Operative Techniques in Foot and Ankle Surgery	Second Edition	Easley	August 2015	978-1-4511-9368-8
Operative Techniques in Hand, Wrist, and Forearm Surgery	Second Edition	Hunt	August 2015	978-1-4511-9305-3
Operative Techniques in Orthopaedic Surgical Oncology	Second Edition	Malawer	August 2015	978-1-4511-9327-5
Operative Techniques in Orthopaedic Trauma Surgery	Second Edition	Tornetta, III	August 2015	978-1-4511-9329-9
Operative Techniques in Pediatric Orthopaedics	Second Edition	Flynn	August 2015	978-1-4511-9308-4
Operative Techniques in Shoulder and Elbow Surgery	Second Edition	Wiesel	August 2015	978-1-4511-9302-2
Operative Techniques in Spine Surgery	Second Edition	Rhee	August 2015	978-1-4511-9315-2
Operative Techniques in Sports Medicine Surgery	Second Edition	Wiesel	August 2015	978-1-4511-9301-5
Operative Techniques in Orthopaedic Surgery (4-Volume Set)	Second Edition	Wiesel	June 2015	978-1-4511-9314-5
Operative Techniques in Spine Surgery		Wiesel	November 2012	978-1-4511-2769-0

TITLE	EDITION	AUTHOR	PUB DATE	ISBN
Functional Reconstruction of the Foot and Ankle	Second Edition	Hansen	November 2015	978-0-7817-6583-1
Johnson's Practical Electromyography	Fifth Edition	Johnson	November 2015	978-1-4511-9079-3
Relevant Surgical Exposures	Second Edition	Morrey	October 2015	978-1-4511-9406-7
Foot & Ankle Arthroscopy	Second Edition	Ferkel	September 2015	978-0-7817-8341-5
Minimally Invasive Foot & Ankle Surgery		Chiodo	August 2015	978-1-4511-3161-1
Rehabilitation Instructions for Orthopaedic Patients		Brotzman	August 2015	978-0-7817-5148-3
The Adult Hip: Arthroplasty and Its Alternatives (2-Volume Set)	Third Edition	Callaghan	June 2015	978-1-4511-8369-6
Pediatric and Adolescent Knee Surgery		Cordasco	June 2015	978-1-4511-9335-0
Practice of Pediatric Orthopaedics	Third Edition	Staheli	June 2015	978-1-6083-1505-5
Pocket Orthopaedics		Boughanem	May 2015	978-1-4511-8566-9
Extreme Sports Medicine Manual		Amendola	November 2014	978-1-6083-1465-2
Handbook of Fractures	Fifth Edition	Egol	November 2014	978-1-4511-9362-6
Rockwood, Green, and Wilkins' Fractures in Adults and Children Package	Eighth Edition	Tornetta, III	September 2014	International Edition: 978-1-4698-7158-5 Worldwide Edition: 978-1-4698-7157-8
Rockwood and Wilkins' Fractures in Adults (2-Volume Set)	Eighth Edition	Tornetta, III	September 2014	International Edition: 978-1-4511-9508-8 Worldwide Edition: 978-1-4511-7531-8
Rockwood and Wilkins' Fractures in Children	Eighth Edition	Flynn	September 2014	International Edition: 978-1-4511-9512-5 Worldwide Edition: 978-1-4511-4393-5
Hip Preservation Surgery		Clohisy	August 2014	978-1-4511-8393-1
SCOI Shoulder Arthroscopy	Third Edition	Snyder	July 2014	978-1-4511-9170-7
Principles and Management of Pediatric Foot and Ankle Deformities and Malformations		Mosca	May 2014	978-1-4511-3045-4
Total Ankle Replacement: An Operative Manual		Parekh	May 2014	978-1-4511-8522-5
Controversies in Shoulder Instability		Dodson	December 2013	978-1-4511-7558-5
Minimally Invasive Orthopaedic Trauma		Gardner	December 2013	978-1-4511-1474-4
Orthopaedic Emergency and Office Procedures		Hoshino	December 2013	978-1-4511-4370-6
Lovell and Winter's Pediatric Orthopaedics	Seventh Edition	Weinstein	December 2013	978-1-6054-7814-2
Hospital for Special Surgery Orthopaedic Manual		Sculco	October 2013	978-0-7817-6467-4
Sports Medicine Conditions		Miller	October 2013	978-1-4511-2103-2
Disorders of the Shoulder: Three-Volume Set	Third Edition	Iannotti	September 2013	978-1-4511-9160-8

ORTHOPEDICS, PHYSICAL MEDICINE, REHABILITATION & SPORTS MEDICINE

TITLE	EDITION	AUTHOR	PUB DATE	ISBN
Disorders of the Shoulder: Reconstruction	Third Edition	Iannotti	September 2013	978-1-4511-2745-4
Disorders of the Shoulder: Trauma	Third Edition	Zuckerman	September 2013	978-1-4511-3057-7
Disorders of the Shoulder: Sports Injuries	Third Edition	Miniaci	September 2013	978-1-4511-3058-4
Orthotic Intervention for the Hand and Upper Extremity: Splinting Principles and Process	Second Edition	Jacobs	September 2013	978-1-4511-4530-4
Ishmael's Care of the Neck	Fourth Edition	Krabak	September 2013	978-1-4511-9115-8
Head and Neck Cancer: A Multidisciplinary Approach	Fourth Edition	Harrison	August 2013	978-1-4511-4487-1
Lippincott's Primary Care Orthopaedics	Second Edition	Lotke	July 2013	978-1-4511-7321-5
Review of Orthopaedic Trauma	Second Edition	Brinker	March 2013	978-1-5825-5783-0
External Fixators of the Foot and Ankle		Cooper	December 2012	978-1-4511-7182-2
Specialty Imaging: Head & Neck Cancer: State of the Art Diagnosis, Staging, and Surveillance		Glastonbury	December 2012	978-1-9318-8425-9
McGlamry's Comprehensive Textbook of Foot and Ankle Surgery (2-Volume Set)	Fourth Edition	The Podiatry Institute	November 2012	978-0-7817-6580-0
Operative Arthroscopy	Fourth Edition	Johnson	November 2012	978-1-6054-7860-9
Foot and Ankle	Second Edition	Thordarson	October 2012	978-1-4511-1596-3
Foundations of Athletic Training	Fifth Edition	Anderson	October 2012	978-1-4511-1652-6
Manual of Orthopaedics	Seventh Edition	Swiontkowski	September 2012	978-1-4511-1592-5
MRI of the Musculoskeletal System	Sixth Edition	Berquist	September 2012	978-1-4511-0918-4
McGinty's Operative Arthroscopy	Fourth Edition	Johnson	August 2012	978-1-6054-7860-9
The Cervical Spine	Fifth Edition	Benzel	August 2012	978-1-6054-7752-7
Revision Total Hip and Knee Arthroplasty		Berry	August 2012	978-0-7817-6043-0
Surgical Exposures in Foot & Ankle Surgery: The Anatomic Approach		deBoer	June 2012	978-1-4511-4450-5
Physical Medicine and Rehabilitation Pocketpedia	Second Edition	Shatzer	June 2012	978-1-6091-3240-8
Publishing and Presenting Clinical Research	Third Edition	Browner	May 2012	978-1-4511-1590-1
Musculoskeletal Imaging (LWW Teaching File Series)	Third Edition	Chew	March 2012	978-1-6091-3793-9
The Cowboy's Companion: A Trail Guide for the Arthroscopic Shoulder Surgeon		Burkhart	February 2012	978-1-6091-3797-7
Pediatric Hand and Upper Limb Surgery: A Practical Guide		Waters	February 2012	978-1-5825-5870-7
Low Back Pain: Mechanism, Diagnosis and Treatment	Seventh Edition	Cox	November 2011	978-1-6083-1002-9

TITLE	EDITION	AUTHOR	PUB DATE	ISBN
The Textbook of Spinal Surgery	Third Edition	Bridwell	October 2011	978-0-7817-8620-1
The Hand: Anatomy, Examination, and Diagnosis	Fourth Edition	Rayan	July 2011	978-1-4511-1593-2
Sarrafrican's Anatomy of the Foot and Ankle: Descriptive, Topographic, Functional	Third Edition	Kelikian	May 2011	978-0-7817-9750-4
Fundamentals of Sports Injury Management	Third Edition	Anderson	February 2011	978-1-4511-0976-4
The 5-Minute Sports Medicine Consult	Second Edition	Bracker	January 2011	978-1-6054-7668-1
Adult Reconstruction		Berry	June 2007	978-0-7817-9638-5
Oncology and Basic Science		Damron	May 2007	978-0-7817-8045-2
Sports Medicine		Schepesis	December 2005	978-0-7817-5653-2
Trauma		Court-Brown	October 2005	978-0-7817-5096-7
Spine		Bono	June 2004	978-0-7817-4613-7



Advances in Surgical Pathology: Brain Cancer

Andreana L. Rivera MD

Hidehiro Takei MD

Kenneth R. Peak Center for Brain and Pituitary Tumor Treatment and Research

June 2015 / Hardcover

Approx. 272 pp

978-1-4511-9091-5

Series: Advances in Surgical Pathology

DESCRIPTION

As a new volume in the Advances in Surgical Pathology series, this book will provide a concise and updated review of brain cancer pathologic diagnoses with emphasis on practical issues and recent developments in the field. Each chapter will address the basic diagnostic features, differential diagnoses, and diagnostic pitfalls. The book will also provide a practical and a quick review of recent developments in immunohistochemistry and molecular testing in the diagnosis, prognosis and treatment. Additionally, the book will cover radiologic/pathologic correlations of various tumor entities from generating differential diagnoses to correlating histologic findings to radiographic information. It will provide a rapid summary for residents and fellows to stay up-to-date while in their training and studying for their boards. It will also be applicable to practicing pathologists who want to stay current in the latest testing and diagnostics as well as for those who are required to pass continuing maintenance of certification tests and credentialing.

FEATURES

- A practical and quick review of brain cancer for residents, fellows and practicing pathologists
- Four-color illustrations
- Highlights recent advances and emerging technologies in the pathology of brain cancer and their relationship to clinical care.
- Image rich format to allow for better appreciation of histology
- Special focus on the convergence of pathology and radiology
- Updated review of recent development in molecular markers and new tumor entities



Advances in Surgical Pathology: Breast Cancer

Omar Hameed MD; Mohamed Mokhtar Desouki MD PhD
 Vanderbilt University Medical Center
 Shi Wei MD PhD; Heidi Umphrey MD
 University of Alabama School of Medicine

June 2015 / Hardcover

Approx. 272 pp
 978-1-4511-9171-4

Series: Advances in Surgical Pathology

DESCRIPTION

The latest, groundbreaking addition to the Advances in Surgical Pathology series, Breast Cancer offers a thorough overview of the disease and the most recent data and technologies used in breast cancer surgery and diagnosis. Whether you're a new or experienced pathologist or oncologist, or prepping for boards or certification, this is an irreplaceable volume.

FEATURES

- NEW and updated information on molecular subtypes, predictive and prognostic markers, premalignant and precursor lesions.
- Coverage of topics including: intraductal papillary carcinoma and variants; microinvasive carcinoma; invasive micropapillary carcinoma
- More than 250 full-color photos and ultrasound images illustrate the content
- Special focus on the convergence of pathology and radiology
- Chapters cover areas including: cytology; imaging and gross features; histology; differential diagnosis; immunohistochemistry; pathogenesis; and molecular genetics of each cancer type



Advances in Surgical Pathology: Bladder Cancer

Zhai Qihui MD
 Mayo Clinic


September 2015 / Hardcover

Approx. 272 pp
 978-1-4511-9288-9

Series: Advances in Surgical Pathology

DESCRIPTION

This new edition to the Advances in Surgical Pathology series will serve as a concise and updated review of bladder cancer pathology, including practical pitfalls and pearls in daily practice, with a focus on the recent advances in the field. The key and pertinent information will be illustrated by numerous high-quality microscopic and gross pictures. There will be special attention given to recent advances of immunohistochemistry and molecular tests, as well as their clinical implications in the aspects of diagnosis, prognosis, and therapeutic utility. In addition to the pathology chapters, there will be chapters emphasizing the significance and correlations of pathology and other specialties, including surgery, radiology, medical oncology, and radiation oncology. It will provide a rapid summary for residents as well as be applicable to practicing pathologists who want to stay current in the latest testing and diagnostics and those who are required to pass continuing maintenance of certification tests and credentialing.



Atlas of Gastrointestinal Pathology

A Pattern Based Approach to Non-Neoplastic Biopsies

Elizabeth A. Montgomery MD
 Johns Hopkins Medical Institutions
 Christina Arnold
 The Ohio State University Wexner Medical Center
 Dora Lam-Himlin
 Mayo Clinic

November 2014 / Hardcover
 Approx. 488 pp / Approx. 1169 Illus.
 978-1-4511-8810-3

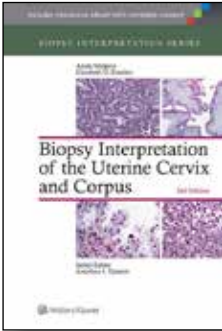
inking

DESCRIPTION

Effectively evaluate challenging GI biopsies with *Atlas of Gastrointestinal Pathology: A Pattern Based Approach to Non-Neoplastic Biopsies!* Presented in a format that closely mirrors the daily sign-out process, this one-of-a-kind resource helps you interpret challenging cases by highlighting red flags in the clinical chart and locating hidden clues in the slides. You'll be able to reach confident diagnoses efficiently with this patterns based "scope-side guide".

FEATURES

- More than 1,100 images illustrate the full morphologic spectrum of the major patterns of non-neoplastic GI tract pathology - providing abundant and varied examples of each diagnosis.
- The corresponding text details how to recognize the relevant pattern, arrive at a specific diagnosis, and avoid diagnostic pitfalls.
- Key structural elements help you to quickly zero in on specific patterns of injury, link the injury patterns with particular etiologies, and master important diagnostic nuances.
- A high-yield format, replete with checklists, key features, diagnostic pearls and pitfalls, frequently asked questions, and sample notes, provides all the assistance you need to enhance your diagnostic skills



Biopsy Interpretation of the Uterine Cervix and Corpus Second Edition

Elizabeth D. Euscher MD; Anais Malpica MD

The University of Texas M.D. Anderson Cancer Center

February 2015 / Hardcover

Approx. 368 pp

978-1-4511-9296-4

inking


Series: Biopsy Interpretation Series

DESCRIPTION

Part of the comprehensive Biopsy Interpretation Series, the second edition of *Biopsy Interpretation of the Uterine Cervix and Corpus* provides an easy-to-follow, practical approach to normal histology, non-neoplastic conditions, and neoplasia of the cervix and uterine body. Focusing on the most common biopsies, this up-to-date bench reference emphasizes morphologic features and immunohistochemistry in the diagnostic material, with close attention paid to differential diagnosis, including benign mimics of tumors.

FEATURES

- Stay up to date with what's new in gynecologic pathology with an all-new chapter on metastatic tumors, plus updated references and terminology throughout.
- Focus on differential diagnosis and frequently encountered pitfalls of the most common entities observed in the cervix, endometrium, and myometrium.
- Clearly visualize the specimens you're likely to see with hundreds of high-quality images, both in the text and online.
- Get up-to-date guidance on ancillary tests such as in situ hybridization for HPV and molecular studies for microsatellite instability assessment and molar pregnancy.
- Test your knowledge online with over 50 questions ideal for self-assessment.



Differential Diagnoses in Surgical Pathology: Gastrointestinal System

Elizabeth A. Montgomery MD; Whitney Green MD
Johns Hopkins Medical Institutions

February 2015 / Hardcover
Approx. 528 pp
978-1-4511-9189-9

inking

Series: Differential Diagnoses in Surgical Pathology Series

DESCRIPTION

This clinical reference in the Differential Diagnoses in Surgical Pathology Series uses select images of clinical and pathological findings together with succinct, expert instructions, to guide you through the decision-making process by distinguishing between commonly confused Gastrointestinal lesions.

FEATURES

- Efficiently work through more than 150 differential diagnoses in GI pathology presented side-by-side for easy comparison, including the most common entities as well as selected rarer diseases.
- Get all the assistance you need at a glance with concise, bulleted summaries of clinical and pathological findings and view relevant pictorial examples on the corresponding pages.
- View high-quality images of similar-looking lesions side by side for easy comparison



Differential Diagnoses in Surgical Pathology: Breast

Jean Simpson MD
Melinda Sanders MD

September 2015 / Hardcover
Approx. 272 pp
978-1-4963-0065-2


inking

Series: Differential Diagnoses in Surgical Pathology Series

DESCRIPTION

Often times after examining a difficult case a pathologist will arrive at a differential diagnosis. However, the majority of reference materials available are arranged in a traditional format where each entity is discussed in its own section with little or no emphasis on differentials. This new series, Differential Diagnosis in Surgical Pathology will help answer these questions.

To help in these scenarios this book will be arranged according to the most common differential diagnoses in breast pathology and describe the lesions side by side for easy comparison. Each chapter will be formatted with the clinical and pathological findings in a brief table followed by relevant images. There will be approximately 70 entities covered, which will include the most commonly recurring in surgical breast pathology along with select rarer entities. By arranging the topics in this manner, this series will be specifically tailored to the thought process of pathologists and provide practical guides to making the correct diagnosis between commonly confused entities.



Lever's Histopathology of the Skin

Eleventh Edition

David E. Elder MB, ChB

University of Pennsylvania School of Medicine

October 2014 / Hardcover

Approx. 1544 pp

978-1-4511-9037-3


inking

DESCRIPTION

Continuously in publication for more than 65 years, *Lever's Histopathology of the Skin* remains your authoritative source for comprehensive coverage of those skin diseases in which histopathology plays an important role in diagnosis. This edition maintains the proven, clinicopathologic classification of cutaneous disease while incorporating a "primer" on pattern-algorithm diagnosis. More than 1800 full-color illustrations, including photomicrographs and clinical photographs, help you visualize and make the most of the clinical diagnostic process.

FEATURES

- **New** Clinical Summaries for most disease entities provide a concise clinical review before presenting histologic features.
- **New** Principles of Management section summarizes today's complex treatment modalities in one convenient place.
- Ultrastructural, immunohistochemical, and molecular techniques are discussed where they have value in identifying particular diseases.
- Updated chapter dedicated to algorithmic classification of skin diseases according to histologic pattern features helps you develop a differential diagnosis for unknown cases.



Sternberg's Diagnostic Surgical Pathology Sixth Edition

Joel K. Greenson MD

University of Michigan Medical School; University of Michigan Health System

Stacey E Mills MD

University of Virginia Health System

Victor E. Reuter MD

Memorial Sloan Kettering Cancer Center; Weill Cornell Medical College of Cornell University

Jason L Hornick MD, PhD

Brigham and Women's Hospital; Harvard Medical School

Teri A. Longacre MD

Stanford Health Care

February 2015 / Hardcover

Approx. 2928 pp

978-1-4511-8875-2

inking

DESCRIPTION

Visually stunning and thoroughly up to date, the sixth edition of *Sternberg's Diagnostic Surgical Pathology* continues to set the standard for differential diagnosis of the surgical specimen. Offering the latest information on all currently known diseases, this classic two-volume reference presents advanced diagnostic techniques from a virtual "who's who" of experts in the field – pathologists who provide authoritative guidance on the diagnostic evaluation of every type of specimen from every anatomic site. No matter what your level of training or experience, keeping Sternberg's near your microscope is the next best thing to a personal consultation with a trusted colleague.

FEATURES

- Clearly visualize nearly every specimen you're likely to see, thanks to more than 4,000 full-color illustrations, each color-balanced to dramatically improve image quality.
- Get practical, real-world help on diagnostic problems and pitfalls from the text that has emphasized a hands-on focus from the very first edition.
- Benefit from significant updates in key areas of the field, particularly in immunohistochemistry and molecular pathology.
- Stay up to date with new information on new molecular and immunohistochemical markers for diagnosis and prognosis of neoplasia, improved classification systems for diagnosis and prognosis, the role of pathology in new diagnostic and therapeutic techniques, and the recognition of new entities or variants of entities.
- Keep abreast of updated World Health Organization (WHO) terminology regarding tumor diagnosis.



Sternberg's Diagnostic Surgical Pathology Review Second Edition

Darryl Carter

Yale University School of Medicine

Pier Luigi Di Patre

Texas A&M Health Science Center College of Medicine

February 2015 / Paperback

Approx. 488 pp

978-1-4511-9211-7

DESCRIPTION

Based on the sixth edition of *Sternberg's Diagnostic Surgical Pathology*, this multiple choice question and answer resource covers all aspects of Surgical Pathology and is an ideal review tool for board preparation, recertification exams, or just brushing up. Now significantly revised, it includes more than 1,000 questions and answers that emphasize differential diagnostic aspects of problem solving, accompanied by more than 600 full-color illustrations.

FEATURES

- Offers a systematic review of Surgical Pathology, including skin, soft tissue, bone, and joints; breast; central nervous system; endocrine system; hematopoietic and lymphatic systems; head and neck; intrathoracic organs and blood vessels; alimentary canal and associated organs; urinary tract and male genital system; and female reproductive system and peritoneum.
- Each question focuses on a specific disease entity or diagnostic problem as presented in *Sternberg's Diagnostic Surgical Pathology*, Sixth Edition.
- Questions are followed by answers and succinct explanations.
- More than 600 full-color illustrations highlight key visual aspects of diagnosis
- Online Resources are housed in one robust, easy-to-access website. ThePoint provides flexible learning solutions and resources to practitioners using *Sternberg's Diagnostic Surgical Pathology Review*
- Test yourself with 1,000+ questions and answers that include explanations
- 600+ full-color illustrations



Thyroid Cytopathology

An Atlas and Text

Second Edition

Sudha R. Kini MD

Henry Ford Hospital

June 2015 / Hardcover

Approx. 624 pp / Approx. 2115 Illus.

978-1-4511-9389-3

inking

DESCRIPTION

In this trusted pathology reference, readers are provided with the most comprehensive, authoritative coverage on the evaluation of thyroid fine-needle biopsy specimens available in one source. The text discusses everything from basic cytopathology concepts, fine-needle aspiration biopsy techniques, and cytopreparation through the interpretation of the complete range of cytology findings, ancillary diagnostic techniques, and the application of pathology reports to management decisions. With *Thyroid Cytopathology: A Text and Atlas*, you can confidently identify even the most challenging specimens in a timely manner in order to optimize clinical response.

FEATURES

- Effectively interpret the newer liquid-based cytologic preparations of thyroid aspirates, as well as the traditional wet-fixed Papanicolaou-stained and air-dried Romanowski-stained preparations, with richly illustrated, in-depth coverage of all these approaches.
- Apply the latest molecular diagnostic techniques for evaluating follicular/Hürthle cell lesions of the thyroid gland, prognostication of papillary thyroid carcinomas, and other difficult challenges.
- Obtain balanced guidance on ultrasound-guided FNA biopsy with contributions from both radiologists and endocrinologists.
- Recognize essential clinical features by comparing your specimens to more than 1,700 full-color photomicrographs that depict the full range of fine needle aspiration biopsy findings, including unusual as well as typical patterns.
- Avoid diagnostic pitfalls with an emphasis on overlapping patterns and differential diagnosis.

PATHOLOGY

TITLE	EDITION	AUTHOR	PUB DATE	ISBN
Orthopaedic Pathology	Third Edition	Vigorita	November 2015	978-1-4511-9202-5
Thyroid Cytopathology - An Atlas and Text	Second Edition	Kini	June 2015	978-1-4511-9389-3
Sternberg's Diagnostic Surgical Pathology	Sixth Edition	Greenson	February 2015	978-1-4511-8875-2
Sternberg's Diagnostic Surgical Pathology Review	Second Edition	Carter	February 2015	978-1-4511-9211-7
Atlas of Gastrointestinal Pathology - A Pattern Based Approach to Non-Neoplastic Biopsies		Montgomery	November 2014	978-1-4511-8810-3
Lever's Histopathology of the Skin	Eleventh Edition	Elder	October 2014	978-1-4511-9037-3
Heptinstall's Pathology of the Kidney	Seventh Edition	Jennette	August 2014	978-1-4511-4411-6
Lewin, Weinstein and Riddell's Gastrointestinal Pathology and its Clinical Implications	Second Edition	Riddell	May 2014	978-0-7817-2216-2
Rosen's Breast Pathology	Fourth Edition	Hoda	March 2014	978-1-4511-7653-7
Urological Pathology		Amin	December 2013	978-0-7817-8281-4
Atlas of Interstitial Lung Disease Pathology - Pathology with High Resolution CT Correlations		Churg	November 2013	978-1-4511-7643-8
Knowles' Neoplastic Hematopathology	Third Edition	Orazi	October 2013	978-1-6091-3682-6

Advances in Surgical Pathology Series

TITLE	EDITION	AUTHOR	PUB DATE	ISBN
Advances in Surgical Pathology: Bladder Cancer		Zhai	September 2015	978-1-4511-9288-9
Advances in Surgical Pathology: Brain Cancer		Rivera	June 2015	978-1-4511-9091-5
Advances in Surgical Pathology: Breast Cancer		Hameed	June 2015	978-1-4511-9171-4
Advances in Surgical Pathology: Colorectal Carcinoma and Tumors of the Vermiform Appendix		Yantiss	October 2013	978-1-4511-8277-4
Advances in Surgical Pathology: Mesothelioma		Attanoos	September 2013	978-1-6083-1618-2
Advances in Surgical Pathology: Prostate Cancer		Ro	April 2012	978-1-6083-1434-8
Advances in Surgical Pathology: Endometrial Carcinoma		Sienko	March 2012	978-1-6091-3178-4
Advances in Surgical Pathology: Lung Cancer		Cagle	November 2010	978-1-6054-7591-2

Biopsy Interpretation Series

TITLE	EDITION	AUTHOR	PUB DATE	ISBN
Biopsy Interpretation of the Uterine Cervix and Corpus	Second Edition	Euscher	February 2015	978-1-4511-9296-4
Biopsy Interpretation of Soft Tissue Tumors	Second Edition	Fisher	October 2015	978-1-4511-9299-5
Biopsy Interpretation of the Liver		Torbenson	August 2014	978-1-4511-8257-6
Biopsy Interpretation of the Prostate	Fifth Edition	Epstein	November 2014	978-1-4511-8674-1
Biopsy Interpretation: Pediatric Lesions		Husain	June 2014	978-1-4511-7533-2
Biopsy Interpretation: The Frozen Section	Second Edition	Taxy	December 2013	978-1-4511-8679-6
Biopsy Interpretation of the Lung		Suster	September 2012	978-0-7817-8467-2
Biopsy Interpretation of the Upper Aerodigestive Tract and Ear	Second Edition	Stelow	July 2012	978-1-4511-1063-0
Biopsy Interpretation of the Central Nervous System		Schniederjan	May 2011	978-0-7817-9993-5
Biopsy Interpretation of Soft Tissue Tumors		Fisher	November 2010	978-0-7817-9559-3
Biopsy Interpretation of the Thyroid		Boerner	November 2009	978-0-7817-7204-4

Diagnostic Pathology Series, Published by Amirsys®

TITLE	EDITION	AUTHOR	PUB DATE	ISBN
Diagnostic Pathology: Nonneoplastic Pediatrics		Putnam	December 2013	978-1-9318-8462-4
Diagnostic Pathology: Familial Cancer Syndromes		Nose	December 2013	978-1-9318-8496-9
Diagnostic Pathology: Fetal Histology		Comstock	September 2013	978-1-9318-8468-6
Diagnostic Pathology: Spleen		Auerbach	December 2013	978-1-9318-8498-3
Diagnostic Pathology: Transplant Pathology		Chang	November 2013	978-1-9318-8495-2
Diagnostic Pathology: Cardiovascular		Miller	August 2013	978-1-9318-8451-8
Diagnostic Pathology: Normal Histology		Lamps	February 2013	978-1-9318-8466-2
Diagnostic Pathology: Bone		Nielsen	December 2012	978-1-9318-8463-1
Diagnostic Pathology: Nonneoplastic Dermatopathology		Cockerell	April 2012	978-1-9318-8465-5
Diagnostic Pathology: Endocrine		Nose	March 2012	978-1-9318-8459-4
Diagnostic Pathology: Neuropathology		Burger	March 2012	978-1-9318-8458-7
Diagnostic Pathology: Neoplastic Dermatopathology		Cassarino	March 2012	978-1-9318-8464-8

PATHOLOGY

TITLE	EDITION	AUTHOR	PUB DATE	ISBN
Diagnostic Pathology: Pediatric Neoplasms		Putnam	February 2012	978-1-9318-8454-9
Diagnostic Pathology: Blood and Bone Marrow		Foucar	September 2011	978-1-9318-8427-3
Diagnostic Pathology: Breast		Hicks	August 2011	978-1-9318-8457-0
Diagnostic Pathology: Thoracic		Suster	August 2011	978-1-9318-8449-5
Diagnostic Pathology: Kidney Diseases		Colvin	May 2011	978-1-9318-8453-2
Diagnostic Pathology: Lymph Nodes and Spleen with Extranodal Lymphomas		Medeiros	March 2011	978-1-9318-8452-5
Diagnostic Pathology: Hepatobiliary & Pancreas		Lamps	March 2011	978-1-9318-8456-3
Diagnostic Pathology: Head and Neck		Thompson	March 2011	978-1-9318-8461-7
Diagnostic Pathology: Soft Tissue Tumors		Fisher	September 2010	978-1-9318-8450-1
Diagnostic Pathology: Genitourinary		Amin	April 2010	978-1-9318-8428-0
Diagnostic Pathology: Gastrointestinal		Greenson	October 2009	978-1-9318-8426-6

Differential Diagnoses in Surgical Pathology Series

TITLE	EDITION	AUTHOR	PUB DATE	ISBN
Differential Diagnoses in Surgical Pathology: Breast		Simpson	September 2015	978-1-4963-0065-2
Differential Diagnoses in Surgical Pathology: Gastrointestinal System		Montgomery	February 2015	978-1-4511-9189-9
Differential Diagnoses in Surgical Pathology: Gastrointestinal Tract		Montgomery	September 2014	978-1-4511-9189-9
Differential Diagnoses in Surgical Pathology: Genitourinary System		Epstein	March 2014	978-1-4511-8958-2



Avery's Neonatology
 Pathophysiology and Management of the Newborn
Seventh Edition
 Mahairi G. MacDonald MD

July 2015 / Hardcover
 Approx. 1216 pp / Approx. 20 Illus. / Approx. 150 Tables
 978-1-4511-9268-1

DESCRIPTION

The practice of neonatology requires a careful balance between modern technology and the prevention of unintended damage to a newborn. Early therapeutics were based on adult medicine, with often catastrophic results to the baby. As research and understanding of physiology and therapeutics have expanded, care of the preterm and sick infant has improved drastically. **Avery's Neonatology** is a practical guide to understanding the pathophysiology of the newborn so that appropriate treatment decisions can be made.




Neinstein's Adolescent and Young Adult Health
 A Practical Guide
Sixth Edition
 Lawrence S. Neinstein MD
 Affiliated with Keck Medical Center Of USC

September 2015 / Hardcover
 Approx. 800 pp / Approx. 300 Illus. / Approx. 150 Tables
 978-1-4511-9008-3

DESCRIPTION

Neinstein's Adolescent and Young Adult Health is written for those healthcare professionals involved in the care of adolescents, including pediatricians, family practitioners, internists, gynecologists, house staff, and nurse practitioners. Over the past few years, the field has grown beyond care of the teenager to include issues surrounding young adults with chronic illnesses who are transitioning to adulthood, adolescents in various institutional settings, and college students. The book is designed for day-to-day office use and includes a look at normal growth and development, in order to provide the proper framework in which to consider abnormalities, which are discussed subsequently. Chapters also include ways in which to develop rapport with teenagers, legal issues associated with the care of teenagers, and psychosocial care.



Visual Diagnosis and Treatment in Pediatrics

Third Edition

Esther K. Chung MD, MPH

Sidney Kimmel Medical College of Thomas Jefferson University

Alfred I. duPont Hospital for Children

Lee R. Atkinson-McEvoy MD

UCSF Pediatric Primary Care Clinic; University of California, San Francisco School of Medicine

Michelle Terry

University of Washington School of Medicine

Naline L Lai MD

The Children's Hospital of Philadelphia Care Network- Newtown

St. Mary Medical Center; Doylestown Hospital

November 2014 / Hardcover

Approx. 512 pp / Approx. 648 Illus. / Approx. 75 Tables

978-1-4511-9118-9

inking

DESCRIPTION

Visual Diagnosis and Treatment in Pediatrics, 3rd Edition, is conveniently organized by presenting symptom, providing you a highly practical way to approach your patients. Differential diagnosis tables are presented with colorful clinical photographs for easy comparison. User-friendly and concise, this lavishly illustrated, easy-to-digest resource is designed to improve your everyday approach to visual diagnosis, making identification more efficient and accurate.

FEATURES

- New chapter on child physical abuse brings you up to date with what you need to know in this challenging area.
- New images and diagnoses keep you well-informed on the clinical scenarios you're likely to see in practice.
- Hundreds of colorful, high-quality clinical photographs simplifies identification for similarly-presenting conditions.
- Quick-reference tables present differential diagnoses in an easy-to-read format that makes reference fast and easy.
- Special section on visual diagnosis in the newborn and essential breastfeeding images.



A Clinical Guide to Pediatric Sleep
 Diagnosis and Management of Sleep Problems
Third Edition

Judith A. Owens MD, MPH

Alpert Medical School at Brown University; Hasbro Children's Hospital

Jodi A. Mindell PhD

Saint Joseph's University; Children's Hospital of Philadelphia

June 2015 / Paperback

Approx. 232 pp / Approx. 20 Illus. / Approx. 10 Tables

978-1-4511-9300-8

DESCRIPTION

A Clinical Guide to Pediatric Sleep: Diagnosis and Management of Sleep Problems synthesizes current information about the assessment and treatment of sleep disorders in children and adolescents and provides in an accessible format for busy clinicians. Chapters are organized by disorder and by presenting complaints so that pediatricians, family physicians and nurse practitioners can quickly find a diagnosis and its appropriate treatment options.

The 3rd edition includes:

- **Updated ICSD-3 and DSM-V guidelines:** the nomenclature and diagnostic criteria will be significantly changed for all sleep disorders, with specific sections on developmental considerations pertinent to the pediatric population.
- **Updated scoring:** Scoring of overnight sleep studies was based on scoring rules developed in 2007; the 3rd edition will update sleep scoring to the system implemented in 2012 by the The American Academy of Sleep Medicine (AASM).
- **Standards of practice:** The AASM has now published standards of clinical practice guidelines in three major areas in pediatric sleep medicine: bedtime problems/night wakings, circadian rhythm disorders, and narcolepsy. New standards of practice on respiratory and non-respiratory indications for overnight polysomnography (PSG) in children and revised standards for actigraphy, a commonly used sleep measure in children and adolescents, and treatment of restless legs syndrome and periodic limb movement disorders also will be included. Finally, the 3rd edition presents the AAP's new guidelines on diagnosis and management of obstructive sleep apnea and the AAP's policy statement on school start times and its relationship to sleep in adolescents.
- **New and novel treatment:** modalities. New information on the efficacy of new and novel treatments for pediatric obstructive sleep apnea (e.g., oral appliances, myofunctional therapy), insomnia, and circadian rhythm disorders is included.

PEDIATRICS

TITLE	EDITION	AUTHOR	PUB DATE	ISBN
Neinstein's Adolescent and Young Adult Health - A Practical Guide	Sixth Edition	Neinstein	September 2015	978-1-4511-9008-3
Fundamentals of Pediatric Orthopedics	Fifth Edition	Staheli	August 2015	978-1-4511-9393-0
Avery's Neonatology - Pathophysiology and Management of the Newborn	Seventh Edition	MacDonald	July 2015	978-1-4511-9268-1
A Clinical Guide to Pediatric Sleep - Diagnosis and Management of Sleep Problems	Third Edition	Owens	June 2015	978-1-4511-9300-8
The 5-Minute Pediatric Consult	Seventh Edition	Cabana	May 2015	Standard Edition: 978-1-4511-9102-8 Premium Edition: 978-1-4511-9103-5
Visual Diagnosis and Treatment in Pediatrics	Third Edition	Chung	November 2014	978-1-4511-9118-9
Neonatology Case-Based Review		Brodsky	June 2014	978-1-4511-9066-3
Textbook of Pediatric Emergency Medicine	Sixth Edition	Fleisher	May 2010	978-1-6054-7159-4



Atlas of Magnetic Resonance Cholangiopancreatography

Konraad Morteale MD

Beth Israel Deaconess Medical Center

Pablo Ros MD

University Hospitals Case Medical Center

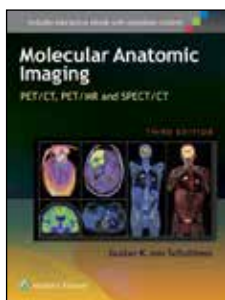
October 2015 / Hardcover

Approx. 650 pp / Approx. 550 Illus. / Approx. 15 Tables

978-0-7817-6261-8

DESCRIPTION

This teaching atlas provides comprehensive instruction in magnetic resonance cholangiopancreatography (MRCP), a noninvasive procedure that is rapidly replacing endoscopic retrograde cholangiopancreatography (ERCP) as a diagnostic tool. The atlas presents optimal techniques and protocols and describes findings in a variety of biliary and pancreatic conditions. More than 500 illustrations show the full spectrum of abnormalities detected by MRCP.



Molecular Anatomic Imaging

PET/CT, PET/MR and SPECT/CT

Third Edition

Gustav K. von Schulthess MD, PhD

University Hospital ZurichGustav

K. von Schulthess MD, PhD

University Hospital Zurich

June 2015 / Hardcover

Approx. 755 pp / Approx. 1690 Illus.

978-1-4511-9266-7

inking

DESCRIPTION

This brand new book discusses the most relevant technique or combination thereof for each disease and provides guidance on which modality to use. It is a disease oriented reference meant for interpreting integrated imaging studies. While it focuses on PET/CT and SPECT/CT, it also integrates PET/MR were applicable.

FEATURES

- Allows clinical hybrid imaging users to compare modalities and decide whether to use PET/CT, PET/MR or SPECT/CT to solve a clinical question.
- Focus on clinical applications sans technological & radiopharmaceutical details
- Inclusion of emerging field of PET/MR
- New PART III on workflow and normal scans with various clinical tracers
- Only book that incorporates PET/MR in a systematic way



MR & CT Perfusion Imaging: Clinical Applications and Theoretical Principles

Roland Bammer PhD
Stanford School of Medicine

October 2015 / Hardcover
Approx. 1004 pp / Approx. 1400 Illus.
978-1-4511-4715-5

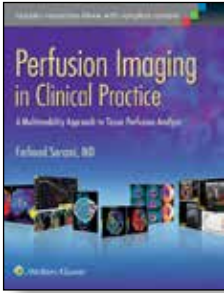
inking

DESCRIPTION

The long-awaited first edition of *MR and CT Perfusion and Pharmacokinetic Imaging: Clinical Applications and Theory* is a welcome new resource for healthcare professionals involved in the rapidly evolving field of perfusion technology. Using MRI and CT scanning procedures, perfusion imaging is being used with increasing frequency to aid the diagnostic process in a wide spectrum of pathologies, including ischemia, cancer, inflammation and many more, throughout the entire human body. This is the first text of its kind to comprehensively address the technical and clinical aspects of perfusion imaging, used in both MRI and CT.

FEATURES

- The first text to include both MRI and CT in perfusion imaging studies and highlight their parallels as well as the strengths and weaknesses of each modality
- Overarching approach spanning from data acquisition to postprocessing and clinical data interpretation
- Includes real-life scenarios depicting the use of perfusion in actual patient cases
- Contains hundreds of MRI and CT scans that portray anatomy, variants, and pathology
- Provides key learning points and protocol suggestions for numerous clinical questions
- Each chapter unites international leaders in the field to convey most up-to-date knowledge



Perfusion Imaging in Clinical Practice

A Multimodality Approach to Tissue Perfusion Analysis

Farhood Saremi MD
Keck Medicine of USC

June 2015 / Hardcover
Approx. 608 pp / Approx. 849 Illus.
978-1-4511-9316-9

inking

DESCRIPTION

This is the first comprehensive resource for perfusion imaging that focuses on the practical clinical application of these techniques for practicing physicians. It addresses the rapid development of CT scanners and increased practice of perfusion studies. The text covers clinical practice of perfusion used in brain, cardiac, liver, kidney, and oncologic imaging along with a wide coverage of MDCT.

FEATURES

- Contains high resolution cross-sectional images, with post processed images assisting the reader in quickly and easily recognizing various pathologies.
- Multimodality approach provides understanding of clinical issues and diagnoses
- Key new areas - kidney and prostate perfusion imaging, discussion covering faster scanners such as 320 slices, dual source CTs, and low dose CT techniques
- Allows systematic learning and a quick, detailed reference for specific questions.



Radiology and Pathology Correlation of Bone Tumors

A Quick Reference and Review

Adam Greenspan MD
University of California, Davis School of Medicine; UC Davis Medical Center
Dariusz Borys MD
UC Davis Medical Center

October 2015 / Hardcover
Approx. 400 pp
978-1-4698-9887-2

DESCRIPTION

This guide to the most important features of benign and malignant bone tumors is written in an easy-to-read format with a bullet-type arrangement for quick reference and review. With its concise arrangement the content is specifically geared towards daily clinical practice as well as board preparation. It clearly illustrates both the radiologic and pathologic features of the typical and some atypical musculoskeletal lesions. Each section discusses a variety of osseous lesions, benign and malignant, with the most important aspects of imaging and pathologic findings and pertinent differential diagnosis. This is followed by references and multiple-choice questions. This text will be a helpful compendium for those individuals who train in Radiology, Anatomic Pathology, and Orthopedic Surgery.



Cardiac Imaging: A Core Review

Joe Hsu, MD; Amar Shah, MD
American College of Radiology

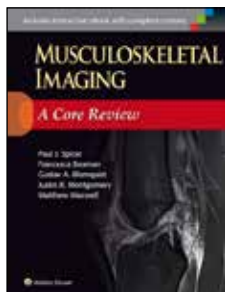
September 2015 / Paperback
Approx. 304 pp / Approx. 530 Illus.
978-1-4963-0061-4

Series: The Core Review Series

DESCRIPTION

The Core Review Series will be the first and only reference specifically designed for the new exam. This title will consist of approximately 300 questions, in a format similar to the exam with image-rich MCQs. Answers to the questions will be discussed in a concise manner along with explanations of each choice followed by relevant references.

Cardiac Imaging: A Core Review will cover questions ranging from basic imaging, normal anatomy, all diseases relative to cardiac imaging, all modalities, and postoperative appearances of devices.



Musculoskeletal Imaging: A Core Review

Paul J. Spicer MD
University of Kentucky College of Medicine

October 2014 / Paperback
Approx. 240pp
978-1-4511-9267-4

DESCRIPTION

Featuring high-quality radiographs and CT, MRI, and ultrasound images, this practical, easy-to-use resource includes key musculoskeletal radiology questions formatted to model the new core exam.

FEATURES

- 300 questions are formatted to model the new Core Exam
- Questions are divided into topic sections for quick and easy review
- Each question includes an explanation of why the correct answer is correct and the other options incorrect.



Neuroradiology: A Core Review

Venkatramana Vattipally MD
Covenant Healthcare

September 2015 / Paperback
Approx. 464 pp
978-1-4511-9287-2

Series: The Core Review Series

DESCRIPTION

The neuroradiology core review book will consist of approximately 200 questions, in the format similar to the ABR core exam. Additionally, there will be an online database of approximately 300 questions, including an additional 100 questions. The book consists of 4 sections that are tested on the ABR Core Exam and include Brain, Spine, Head and Neck and Pediatric Neuroradiology. Each section consists of five (5) chapters: Congenital, Trauma, Infections/Inflammatory/Demyelination/Dysmyelination, Tumors and Vascular. High quality radiographs, CT, MRI, and ultrasound images will be included. Answers to the questions will be discussed in a concise manner with explanations for why a particular answer choice is correct and the remaining answer choices are incorrect. Literature references will be provided for each answer explanation, so a reader will know where to go for further reading on.

FEATURES

- 1st neuroradiology review book geared to prep for the new ABR exam
- 200 question in print + total of 300 on-line
- Answers to the questions discussed in a concise manner with explanations for why a particular answer choice is correct and the remaining answer choices are incorrect
- High quality radiographs, CT, MRI, and ultrasound images included



Thoracic Imaging: A Core Review

Stephen Hobbs MD ; Christian Cox MD
University of Colorado Denver
National Jewish Health

September 2015 / Paperback
Approx. 304 pp / Approx. 280 Illus.
978-1-4698-9883-4

Series: The Core Review Series

DESCRIPTION

The Core Review Series will be the first and only reference specifically designed for this new exam. Each title will consist of approximately 300 questions, in a format similar to the exam with image-rich MCQs. Answers to the questions will be discussed in a concise manner along with explanations of each choice followed by relevant references.

Thoracic Imaging: A Core Review will cover questions ranging from the basics of imaging, normal anatomy, ICU radiographs, pathology, all diseases relevant to thoracic imaging, and trauma.

TITLE	EDITION	AUTHOR	PUB DATE	ISBN
Pediatric Radiology - The Essentials		Iyer	November 2015	978-1-4511-9317-6
Atlas of Magnetic Resonance Cholangiopancreatography		Mortele	October 2015	978-0-7817-6261-8
Breast Imaging		Kopans	October 2015	978-1-4698-9890-2
GI Imaging - Core Curriculum		Ros	October 2015	978-0-7817-6340-0
MR & CT Perfusion Imaging: Clinical Applications and Theoretical Principles		Bammer	October 2015	978-1-4511-4715-5
Radiology and Pathology Correlation of Bone Tumors		Greenspan	October 2015	978-1-4698-9887-2
Nuclear Medicine: A Core Review		Shah	November 2015	978-1-4963-0062-1
Cardiac Imaging: A Core Review		Hsu	September 2015	978-1-4963-0061-4
Neuroradiology: A Core Review		Vattipally	September 2015	978-1-4511-9287-2
Thoracic Imaging: A Core Review		Hobbs	September 2015	978-1-4698-9883-4
Musculoskeletal Imaging: The Essentials		Carrino	July 2015	978-1-4511-9433-3
Neuroimaging: The Essentials		Sanelli	August 2015	978-1-4511-9135-6
Perfusion Imaging in Clinical Practice		Saremi	June 2015	978-1-4511-9316-9
Molecular Anatomic Imaging - PET/CT, PET/MR and SPECT/CT	Third Edition	von Schulthess	June 2015	978-1-4511-9266-7
Quality and Safety in Medical Imaging		Kanne	May 2015	978-1-4511-8686-4
Breast Imaging and Pathologic Correlations		Georgian-Smith	December 2014	978-1-4511-9269-8
Stoller's Orthopaedics and Sports Medicine: The Shoulder		Stoller	December 2014	Print only edition: 978-1-4698-9298-6 Enhanced edition: 978-1-4963-1333-1
Orthopedic Imaging - A Practical Approach	Sixth Edition	Greenspan	November 2014	978-1-4511-9130-1
Fundamental and Advanced Fetal Imaging		Kline-Fath	November 2014	978-1-4511-7583-7
MR & CT Perfusion Imaging: Clinical Applications and Theoretical Principles		Bammer	November 2014	978-1-4511-4715-5
Clinical Breast Imaging - The Essentials		Cardenosa	October 2014	978-1-4511-5177-0
Musculoskeletal Imaging: A Core Review		Spicer	October 2014	978-1-4511-9267-4
Musculoskeletal MRI: How to Practically Fill the Checklist		Chhabra	October 2014	978-1-4511-8593-5
High-Resolution CT of the Lung	Fifth Edition	Webb	August 2014	978-1-4511-7601-8
Nuclear Oncology		Aktolun	July 2014	978-1-4511-8685-7
Brain Injury: Applications from War and Terrorism		Gean	April 2014	978-1-4511-9282-7
Khan's The Physics of Radiation Therapy	Fifth Edition	Khan	April 2014	978-1-4511-8245-3
Breast Imaging: A Core Review		Shah	December 2013	978-1-4511-7639-1

TITLE	EDITION	AUTHOR	PUB DATE	ISBN
Abrams' Angiography - Interventional Radiology	Third Edition	Geschwind	November 2013	978-1-6091-3792-2
Musculoskeletal Ultrasound		Beggs	November 2013	978-1-4511-4498-7
Aunt Minnie's Atlas and Imaging-Specific Diagnosis	Fourth Edition	Pope	October 2013	978-1-4511-7215-7
Imaging of Soft Tissue Tumors	Third Edition	Murphey	October 2013	978-1-4511-1641-0
Radiology 101 - The Basics & Fundamentals of Imaging	Fourth Edition	Smith	October 2013	978-1-4511-4457-4

Expert Differential Diagnoses Series (EXPERTddx®) Series, Published by Amirsys®

TITLE	EDITION	AUTHOR	PUB DATE	ISBN
EXPERTddx: Chest		Stern	December 2010	978-1-9318-8412-9
EXPERTddx: Pediatrics		Anton	November 2009	978-1-9318-8413-6
EXPERTddx: Ultrasound		Ahuja	August 2009	978-1-9318-8414-3
EXPERTddx: Head and Neck		Harnsberger	April 2009	978-1-9318-8411-2
EXPERTddx: Musculoskeletal		Manaster	November 2008	978-1-9318-8403-7
EXPERTddx: Brain and Spine		Osborn	November 2008	978-1-9318-8402-0
EXPERTddx: Obstetrics		Woodward	November 2008	978-1-9318-8410-5
EXPERTddx: Abdomen		Federle	November 2008	978-1-9318-8409-9

Specialty Imaging Series, Published by Amirsys®

TITLE	EDITION	AUTHOR	PUB DATE	ISBN
Specialty Imaging: Functional MRI		Anderson	November 2013	978-1-9318-8493-8
Specialty Imaging: Craniovertebral Junction		Ross	May 2013	978-1-9318-8492-1
Specialty Imaging: Temporal Bone		Robson	March 2013	978-1-9318-8469-3
Specialty Imaging: Hepatobiliary & Pancreas		Federle	November 2012	978-1-9318-8467-9
Specialty Imaging: Head & Neck Cancer		Glastonbury	December 2012	978-1-9318-8425-9
Specialty Imaging: Postoperative Spine		Ross	December 2011	978-1-9318-8489-1
Specialty Imaging: Pain Management: Essentials of Image-Guided Procedures		LaBarge	March 2011	978-1-9318-8419-8
Specialty Imaging: Gastrointestinal Oncology		Shaaban	October 2010	978-1-9318-8423-5
Specialty Imaging: Gynecologic Oncology		Shaaban	August 2010	978-1-9318-8422-8
Specialty Imaging: Genitourinary Oncology		Shaaban	August 2010	978-1-9318-8424-2
Specialty Imaging: HRCT of the Lung		Gurney	May 2009	978-1-9318-8416-7
Specialty Imaging: PET/CT		Blodgett	December 2008	978-1-9318-8418-1
Specialty Imaging: Arthrography		Crim	November 2008	978-1-9318-8415-0
Specialty Imaging: Breast MRI		Raza	November 2009	978-1-9318-8417-4

Diagnostic Imaging Series, Published by Amirsys®

TITLE	EDITION	AUTHOR	PUB DATE	ISBN
Diagnostic Imaging: Cardiovascular	Second Edition	Abbara	November 2013	978-1-9318-8474-7
Diagnostic Imaging: Breast	Second Edition	Berg	November 2013	978-1-9318-8473-0
Diagnostic Imaging: Emergency	Second Edition	Jeffrey	October 2013	978-1-9318-8476-1
Diagnostic Imaging: Interventional Procedures		Walker	November 2012	978-1-9318-8486-0
Diagnostic Imaging: Chest	Second Edition	Rosado-de-Christenson	May 2012	978-1-9318-8475-4
Diagnostic Imaging: Musculoskeletal: Non-Traumatic Disease		Manaster	March 2012	978-1-9318-8479-2
Diagnostic Imaging: Pediatrics	Second Edition	Donnelly	November 2011	978-1-9318-8484-6
Diagnostic Imaging: Oral and Maxillofacial		Koenig	October 2011	978-1-9318-8420-4
Diagnostic Imaging: Obstetrics	Second Edition	Woodward	April 2011	978-1-9318-8482-2
Diagnostic Imaging: Head and Neck	Second Edition	Harnsberger	December 2010	978-1-9318-8478-5
Diagnostic Imaging: Oncology		Shaaban	December 2010	978-1-9318-8483-9
Diagnostic Imaging: Spine	Second Edition	Ross	November 2010	978-1-9318-8487-7
Diagnostic Imaging: Musculoskeletal: Trauma		Sonin	September 2010	978-1-9318-8480-8
Diagnostic Imaging: Brain	Second Edition	Osborn	December 2009	978-1-9318-8472-3
Diagnostic Imaging: Abdomen	Second Edition	Federle	November 2009	978-1-9318-8471-6
Diagnostic and Surgical Imaging Anatomy: Ultrasound		Ahuja	November 2007	978-1-9318-8437-2
Diagnostic and Surgical Imaging Anatomy: Musculoskeletal		Manaster	December 2006	978-1-9318-8431-0
Diagnostic and Surgical Imaging Anatomy: Chest, Abdomen, Pelvis		Federle	December 2006	978-1-9318-8433-4
Diagnostic and Surgical Imaging Anatomy: Brain, Head and Neck, Spine		Harnsberger	May 2006	978-1-9318-8429-7

LWW Teaching File Series

TITLE	EDITION	AUTHOR	PUB DATE	ISBN
Neuroimaging		Omojola	October 2014	978-1-4511-7328-4
Gastrointestinal Imaging		Moreno	June 2014	978-1-4511-7337-6
CT & MRI of the Abdomen and Pelvis	Third Edition	Ros	December 2013	978-1-4511-1352-5
Pediatric Imaging		Thapa	November 2012	978-1-6083-1856-8
Musculoskeletal Imaging	Third Edition	Chew	March 2012	978-1-6091-3793-9
Head and Neck Imaging	Second Edition	Mancuso	October 2011	978-1-6091-3712-0
Clinical Breast Imaging		Cardenosa	November 2006	978-0-7817-6267-0



Glenn's Urologic Surgery

Eighth Edition

Sam D. Graham MD
 Augusta Health
Thomas E. Keane MD
 Medical University of South Carolina
Sam D. Graham MD
 Augusta Health
Thomas E. Keane MD
 Medical University of South Carolina

October 2015 / Paperback
 Approx. 1008 pp / Approx. 1340 Illus.
 978-1-4511-9146-2

DESCRIPTION

A comprehensive but concise textbook focused on surgical procedures, established for over 30 years as a must-have surgical reference for resident and practicing urologists. Chapters are heavily illustrated and progress from Diagnosis to Indications for Surgery, to brief sections on Alternative Therapies, and then to detailed sections on surgical technique before closing with a discussion of outcomes as found in the literature. Each section will open with a thoroughly illustrated description of relevant anatomy.

FEATURES

- Brief, formatted chapters focused on surgical technique
 - Full color design & Heavily illustrated
 - Includes pediatric procedures
 - Increased use of intraoperative photos
- A comprehensive but concise textbook focused on surgical procedures, established for over 30 years as a must-have surgical reference for resident and practicing urologists. Chapters are heavily illustrated and progress from Diagnosis to Indications for Surgery, to brief sections on Alternative Therapies, and then to detailed sections on surgical technique before closing with a discussion of outcomes as found in the literature. Each section will open with a thoroughly illustrated description of relevant anatomy.



Manual of Foot and Ankle Surgery

Fourth Edition

Leon Watkins MD
 Gulf South Foot & Ankle

July 2015 / Paperback
 Approx. 704 pp / Approx. 400 Illus.
 978-1-4511-8667-3

DESCRIPTION

The Manual of Foot and Ankle Surgery covers the essential information residents need to have at their finger tips from anatomy, pharmacology, microbiology, to prevention of diseases and management.



Master Techniques in Otolaryngology - Head and Neck Surgery: Rhinology

David W. Kennedy, MD

University of Pennsylvania School of Medicine

September 2015 / Hardcover
 Approx. 448 pp / Approx. 807 Illus.
 978-1-4511-7557-8

Series: Master Techniques in Otolaryngology - Head and Neck Surgery Series

DESCRIPTION

This is a new volume in the MTOS - Head and Neck Surgery Series. It appeals to both the specialist and the generalist by presenting over 40 common and advanced procedures in rhinology (sinus/anterior skull base disorders). This volume will cover not only endoscopic sinus surgery, but also the open sinus surgery techniques and also techniques for the removal of neoplasms, trans nasal orbital.

FEATURES

- Written by "Masters" in the field
- Each chapter follows a tightly designed format with a focus on "how to do it"
- Includes step-by-step instructions for each procedure
- Each technique is extensively supplemented with over 1000 color intraoperative photographs and line drawings
- Applies the numerous advances in the field – imaging techniques, endoscopic instruments, basic research on mechanisms of sinusitis, understanding of sinus disorders, and new surgical techniques
- This is a new volume in the MTOS - Head and Neck Surgery Series. It appeals to both the specialist and the generalist by presenting over 40 common and advanced procedures in rhinology (sinus/anterior skull base disorders).
- This volume will cover not only endoscopic sinus surgery, but also the open sinus surgery techniques and also techniques for the removal of neoplasms, trans nasal orbital.



Operative Standards for Cancer Surgery

American College of Surgeons Clinical Research Program

Alliance for Clinical Trials in Oncology

Heidi D. Nelson MD

Oregon Health & Science University

Kelley K. Hunt MD

The University of Texas MD Anderson Cancer Center

May 2015 / Paperback

Approx. 208 pp / Approx. 120 Illus.

978-1-4511-9475-3

inking

DESCRIPTION

Presented by the American College of Surgeons and the Alliance for Clinical Trials in Oncology, the first comprehensive, evidence-based examination of cancer surgery techniques as standards distills the well-defined protocols and techniques that are critical to achieve optimal outcomes in a cancer operation. This unique, one of a kind collaboration between the American College of Surgeons and the Alliance for Clinical Trials in Oncology focuses on best practices and state-of-the-art methodologies. Operative Standards for Cancer Surgery clearly describes the surgical activities that occur between skin incision and skin closure that directly affect cancer outcomes.

FEATURES

- Quickly grasp the proper technical elements of a cancer operation through clear, practical text and more than 120 illustrations.
- Benefit from careful analysis of the best evidence available in the literature, gathered here to create the highest quality standards in four key disease sites: breast, colon, lung, and pancreas.
- Learn from experts drawn from diverse groups including the American College of Surgeons, the Alliance for Clinical Trials in Oncology, the National Cancer Institute Cooperative Groups, and the Commission on Cancer, as well as national societies and organizations with an interest in these four cancer types.



Operative Techniques in Surgery, In two volumes

Michael W. Mulholland MD, PhD

University of Michigan Medical School

Daniel Albo

Michael E. DeBakey Department of Surgery

Mary Hawn

University of Alabama at Birmingham School of Medicine

Steven Hughes

University of Florida College of Medicine

Michael Sabel

University of Michigan Health System

December 2014 / Hardcover

Approx. 2304 pp / Approx. 4463 Illus.

978-1-4511-8631-4

inking


Series: Operative Techniques in Surgery Series

DESCRIPTION

Operative Techniques in Surgery is a new comprehensive, 2-volume surgical atlas that helps you master a full range of general surgical procedures. Ideal for residents as well as experienced surgeons, it guides you step-by-step through each technique using concise, bulleted text, full-color illustrations, and intraoperative photographs to clarify exactly what to look for and how to proceed.

FEATURES

- Coverage includes open as well as laparoscopic, endoscopic, and endovascular procedures in gastrointestinal, thoracic, esophageal, colorectal, hepatobiliary, breast, endocrine, dermatologic, and vascular surgery.
- Discussion of each procedure follows the same format: differential diagnosis, patient history and physical findings, imaging and other diagnostic studies, surgical management, techniques, pearls and pitfalls, postoperative care, outcomes, and complications.
- A focus on the steps of each technique rapidly directs you to the information you need to choose the right approach for each patient, perform it successfully, and achieve the best possible results.



Operative Techniques in Transplantation Surgery

Michael J. Englesbe MD; Michael Mulholland MD

University of Michigan

December 2014 / Hardcover

Approx. 384 pp / Approx. 525 Illus. / Approx. 40 Tables

978-1-4511-8874-5

inking

Series: Operative Techniques in Surgery Series

DESCRIPTION

With a strong focus on technical efficiency, *Operative Techniques in Transplant Surgery* takes you step by step through every aspect of solid organ transplantation surgery. Using concise text, full-color illustrations, and operative images, it provides detailed coverage of deceased and living donation, as well as liver, kidney, pancreas, and lung transplantation. You'll find practical, step-by-step guidance on preoperative, intra-operative, and post-operative clinical decision making, helping you hone your skills and incorporate today's innovative approaches into your surgical practice.

FEATURES

- More than 80 global contributors known for their technical expertise share their knowledge and skills.
- Each clinical issue is discussed in the same easy-to-follow format: definition, differential diagnosis, patient history and physical findings, imaging and other diagnostic studies, surgical management, techniques, pearls and pitfalls, postoperative care, outcomes, and complications.
- Comprehensive coverage keeps you up to date on every aspect of the field, including the management of complex portal hypertension in children and adults.
- Full-color, step-by-step explanations of operative procedures help you master each technique, avoid complications, and anticipate outcomes.
- Extensive tables and bulleted text allow for quick and easy reference, while intraoperative photographs provide a surgeons-eye view of each procedure.
- Ideal for anyone involved in transplantation, including medical students, residents, transplant physicians, surgical trainees, and practicing transplant surgeons.



Operative Techniques in Hepato-Pancreato-Biliary Surgery

Steven Hughes MD

University of Florida College of Medicine

June 2015 / Hardcover
 Approx. 496 pp / Approx. 883 Illus.
 978-1-4511-9019-9

inkling


Series: Operative Techniques in Surgery Series

DESCRIPTION

Operative Techniques in Hepato-Pancreato-Biliary Surgery features the biliary system, liver, spleen, and pancreas surgery content from *Operative Techniques in Surgery*, the comprehensive 2-volume set edited by Michael W. Mulholland, MD, PhD. Ideal for practitioners who wish to focus on mastering today's best biliary system, liver, spleen, and pancreas surgery procedures, it guides you step-by-step through each technique in a consistent manner, using concise, bulleted text, full-color illustrations, and full-color intraoperative photographs to clearly convey exactly what to look for and how to proceed.

FEATURES

- Master the full range of essential procedures with comprehensive coverage of virtually every surgical procedure of the liver, pancreas, bile ducts and spleen as well as surgical management of portal hypertension.
- Select the best open, laparoscopic, or endoscopic approach for each patient with balanced coverage of the available options.
- Gain rich, complete grasp of key nuances of technique by viewing photographs and medical illustrations side by side.
- Review intraoperative considerations for each procedure before making your way through the technique.



Operative Techniques in Breast, Endocrine, and Oncologic Surgery

Michael Sabel MD

University of Michigan Health System

June 2015 / Hardcover

Approx. 464 pp / Approx. 977 Illus.

978-1-4511-9021-2

inking


Series: Operative Techniques in Surgery Series

DESCRIPTION

Operative Techniques in Breast, Endocrine, and Oncologic Surgery is a new, comprehensive text/atlas of procedures and techniques for fellows, practitioners, and general surgeons. It graphically depicts procedures in a consistent format that is composed of concise bulleted text, full color illustrations, and full color intraoperative photography. Photographs are paired with illustrations for a more complete view of steps and techniques. Coverage is extensive, including lumpectomy, mastectomy, breast reconstruction, melanoma surgery, and surgery of the thyroid, parathyroid, and adrenal glands. Each procedure briefly covers intraoperative considerations before stepping through each technique. Techniques are lavishly illustrated in full color.

FEATURES

- Master the full range of essential procedures with comprehensive coverage of breast surgery, breast reconstruction, melanoma surgery, surgery of the thyroid, parathyroid, and adrenal glands, and much more.
- Select the best open or minimally invasive approach for each patient with balanced coverage of the available options.
- Gain rich, complete grasp of key nuances of technique by viewing photographs and medical illustrations side by side.
- Review intraoperative considerations for each procedure before making your way through the technique.



Operative Techniques in Colon and Rectal Surgery

Daniel Albo MD

Michael E. DeBakey Department of Surgery

June 2015 / Hardcover

Approx. 464 pp / Approx. 982 Illus.

978-1-4511-9016-8

inking


Series: Operative Techniques in Surgery Series

DESCRIPTION

Operative Techniques in Colon and Rectal Surgery features just the colorectal surgery content from *Operative Techniques in Surgery*, the comprehensive 2-volume set edited by Michael W. Mulholland, MD, PhD. Ideal for practitioners who wish to focus on mastering today's best colorectal surgery procedures, it you step-by-step through each technique in a consistent manner, using concise, bulleted text, full-color illustrations, and full-color intraoperative photographs to clearly convey exactly what to look for and how to proceed.

FEATURES

- Global contributors known for their technical expertise share their knowledge and skills.
- Comprehensive coverage keeps you up to date on small intestine procedures, surgery of the colon, appendix, rectum, and anus, as well as rectal resections.
- Full-color, step-by-step explanations of operative procedures help you master each technique, avoid complications, and anticipate outcomes.
- Each clinical issue is discussed in the same easy-to-follow format: definition, differential diagnosis, patient history and physical findings, imaging and other diagnostic studies, surgical management, techniques, pearls and pitfalls, postoperative care, outcomes, and complications.



Operative Techniques in Foregut Surgery

Mary Hawn MD

University of Alabama at Birmingham School of Medicine

June 2015 / Hardcover

Approx. 392 pp / Approx. 366 Illus.

978-1-4511-9017-5

inking


Series: Operative Techniques in Surgery Series

DESCRIPTION

Operative Techniques in Foregut Surgery features just the foregut surgery content from *Operative Techniques in Surgery*, the comprehensive 2-volume set edited by Michael W. Mulholland, MD, PhD. Ideal for practitioners who wish to focus on mastering today's best foregut surgery procedures, it you step-by-step through each technique in a consistent manner, using concise, bulleted text, full-color illustrations, and full-color intraoperative photographs to clearly convey exactly what to look for and how to proceed.

FEATURES

- Master the full range of essential procedures with comprehensive coverage of paraesophageal hernia surgery, GERD treatment of esophageal cancer and esophageal perforation, surgery of the stomach and duodenum, bariatric operations, and surgery of the gall bladder, spleen, and abdominal wall.
- Select the best open or minimally invasive approach for each patient with balanced coverage of the available options.
- Gain rich, complete grasp of key nuances of technique by viewing photographs and medical illustrations side by side.
- Review intraoperative considerations for each procedure before making your way through the technique.



Operative Techniques in Thoracic and Esophageal Surgery

Mary Hawn MD

University of Alabama at Birmingham School of Medicine

June 2015 / Hardcover
 Approx. 288 pp / Approx. 609 Illus.
 978-1-4511-9018-2

inking


Series: Operative Techniques in Surgery Series

DESCRIPTION

Operative Techniques in Thoracic and Esophageal Surgery features just the thoracic and esophageal surgery content from *Operative Techniques in Surgery*, the comprehensive 2-volume set edited by Michael W. Mulholland, MD, PhD. Ideal for practitioners who wish to focus on mastering today's best thoracic and esophageal surgery procedures, it takes you step-by-step through each technique in a consistent manner, using concise, bulleted text, full-color illustrations, and full-color intraoperative photographs to clearly convey exactly what to look for and how to proceed.

FEATURES

- Master the full range of essential procedures with comprehensive coverage of surgery of the trachea, lungs, esophagus, diaphragm, mediastinum, paraesophageal hernias, GERD, esophageal cancer, and esophageal perforation.
- Select the best open, laparoscopic, or endoscopic approach for each patient with balanced coverage of the available options.
- Gain rich, complete grasp of key nuances of technique by viewing photographs and medical illustrations side by side.
- Review intraoperative considerations for each procedure before making your way through the technique.



Operative Techniques in Vascular Surgery

Ronald Dalman MD

Stanford University School of Medicine; Stanford Hospital and Clinics

June 2015 / Hardcover

Approx. 588 pp

978-1-4511-9020-5

inking


Series: Operative Techniques in Surgery Series

DESCRIPTION

Operative Techniques in Vascular Surgery features just the vascular surgery content from *Operative Techniques in Surgery*, the comprehensive 2-volume set edited by Michael W. Mulholland, MD, PhD. Ideal for practitioners who wish to focus on mastering today's best vascular and endovascular surgery procedures, it you step-by-step through each technique in a consistent manner, using concise, bulleted text, full-color illustrations, and full-color intraoperative photographs to clearly convey exactly what to look for and how to proceed.

FEATURES

- Master the full range of essential procedures with comprehensive coverage of cerebrovascular arterial surgery and intervention, thoracic outlet syndrome management, surgery of the thoracoabdominal aorta, revascularization procedures, and much more.
- Apply the latest advances in catheter-based, image-guided interventions, minimally invasive or "hybrid" exposures, and other important new frontiers in the specialty.
- Select the best vascular or endovascular approach for each patient with balanced coverage of the available options.
- Gain rich, complete grasp of key nuances of technique by viewing photographs and medical illustrations side by side.
- Review intraoperative considerations for each procedure before making your way through the technique.



Strandness's Duplex Scanning in Vascular Disorders Fifth Edition

David Dawson MD

UC Davis School of Medicine

R. Eugene Zierler MD

University of Washington School of Medicine

University of Washington Medical Center and Harborview Medical Center

May 2015 / Hardcover

Approx. 560 pp / Approx. 750 Illus. / Approx. 100 Tables

978-1-4511-8691-8

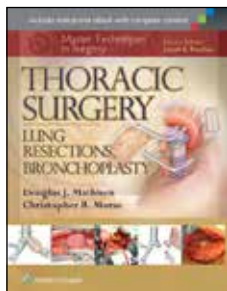
inkling

DESCRIPTION

Now in its updated fifth edition, *Strandness's Duplex Scanning in Vascular Disorders* proves why it's still the classic text on the use of duplex scanning in the study and diagnosis of vascular disorders. This evidence-based, real-world text is now expanded to cover all vascular duplex ultrasound topics, including principles and instrumentation; cerebrovascular; aortoiliac and peripheral arterial; peripheral venous; visceral vascular; and preoperative planning, intraoperative assessment and procedural guidance.

FEATURES

- NEW chapters on cardiovascular risk assessment, indirect physiologic assessment of lower extremity arteries, intravascular imaging and physiologic assessment, pelvic venous insufficiency, and vascular applications in point of care ultrasound
- Coverage of topics: carotid duplex scan, vascular disease, vascular ultrasound, carotid artery ultrasound, vascular sonography, coronary heart disease, peripheral venous disease, sonographer training, diagnostic ultrasounds, peripheral vascular disorders, ultrasonography, cerebral vascular disease, occlusive vascular disease, vascular surgery
- Numerous full-color images, charts, tables, and new Doppler scan images



Master Techniques in Surgery: Thoracic Surgery

Volume 1: Lung Resections, Bronchoplasty

Volume 2: Transplantation, Tracheal Resections, Mediastinal Tumors, Extended Thoracic Resections

Douglas J. Mathisen, MD; Christopher R. Morse MD
Massachusetts General Hospital

December 2014 / Hardcover

Volume 1: Approx. 496 pp. / Approx. 600 Illus. / 978-1-4511-9073-1

Volume 2: Approx. 512 pp. / Approx. 600 Illus. / 978-1-4511-9072-4

Each volume is sold separately

inking

Series: Master Techniques in Surgery Series

DESCRIPTION

This thoracic surgery reference provides the richly illustrated, step-by-step guidance you need to perfect a full range of thoracic surgery techniques, avoid and manage complications, and achieve optimal outcomes.

FEATURES

- See exactly how to perform the full range of procedures, both open and minimally invasive.
- Gain insights from international authorities, gleaning each expert's preferred techniques in rich detail.
- Efficiently review background, indications and contraindications, surgical techniques, avoidance of pitfalls, and management of complications and results for each procedure, as well as selected references for further reading.

Other titles from the same series that are slated to be published in October 2015:

- Master Techniques in Surgery: Vascular Surgery: Hybrid, Venous, Dialysis Access, Thoracic Outlet, and Lower Extremity Procedures
- Master Techniques in Surgery: Vascular Surgery: Arterial Procedures
- Master Techniques in Surgery: Cardiac Surgery

SURGERY

TITLE	EDITION	AUTHOR	PUB DATE	ISBN
Glenn's Urologic Surgery	Eighth Edition	Graham	October 2015	978-1-4511-9146-2
Grabb's Encyclopedia of Flaps: Head and Neck	Fourth Edition	Strauch	September 2015	978-1-4511-9460-9
Grabb's Encyclopedia of Flaps: Upper Extremities, Torso, Pelvis, and Lower Extremities	Fourth Edition	Strauch	September 2015	978-1-4511-9461-6
Shields' General Thoracic Surgery	Eighth Edition	LoCicero	September 2015	978-1-4511-9522-4
Manual of Foot and Ankle Surgery	Fourth Edition	Watkins	July 2015	978-1-4511-8667-3
Duplex Scanning in Vascular Disorders	Fifth Edition	Zierler	September 2014	978-1-4511-8691-8
Bailey's Head and Neck Surgery - Otolaryngology Review		Johnson	April 2014	978-1-4511-9253-7
Michigan Manual of Plastic Surgery (Lippincott Manual Series)	Second Edition	Brown	March 2014	978-1-4511-8367-2
Surgery Review	Third Edition	Makary	November 2013	978-1-4511-8405-1
The Johns Hopkins ABSITE Review Manual	Second Edition	Meguid	November 2013	978-1-4511-7332-1
Function and Surgery of the Carotid and Vertebral Arteries		Berguer	November 2013	978-1-4511-9258-2
Scott-Conner & Dawson: Essential Operative Techniques and Anatomy	Fourth Edition	Conner	October 2013	978-1-4511-5172-5
Imaging For Surgical Disease		Sun	October 2013	978-1-4511-8638-3
Bailey's Head and Neck Surgery	Fifth Edition	Johnson	June 2013	978-1-6091-3602-4

Mastery of Surgery Series

TITLE	EDITION	AUTHOR	PUB DATE	ISBN
Mastery of Cardiothoracic Surgery	Third Edition	Kaiser	December 2013	978-1-4511-1315-0
Mastery of Endoscopic and Laparoscopic Surgery	Fourth Edition	Swanstrom	October 2013	978-1-4511-7344-4
Fischer's Mastery of Surgery, In Two Volumes	Sixth Edition	Fischer	December 2011	978-1-6083-1740-0
Mastery of Vascular and Endovascular Surgery		Zelenock	December 2005	978-0-7817-5331-9

Master Techniques in Otolaryngology - Head and Neck Surgery Series

TITLE	EDITION	AUTHOR	PUB DATE	ISBN
Head and Neck Surgery: Rhinology		Kennedy	September 2015	978-1-4511-7557-8
Head and Neck Surgery: Skull Base Surgery		Snyderman	September 2014	978-1-4511-7362-8
Head and Neck Surgery: Reconstructive Surgery		Genden	April 2014	978-1-4511-7586-8
Head and Neck Surgery: Larynx, Hypopharynx, Oropharynx, Oral Cavity and Neck		Ferris	December 2013	978-1-4511-7323-9
Head and Neck Surgery: Thyroid, Parathyroid, Salivary Glands, Paranasal Sinuses and Nasopharynx		Ferris	December 2013	978-1-4511-4367-6

Master Techniques in Surgery Series

TITLE	EDITION	AUTHOR	PUB DATE	ISBN
Vascular Surgery: Arterial Procedures		Darling	October 2015	978-1-4511-9161-5
Cardiac Surgery		Grover	October 2015	978-1-4511-9353-4
Vascular Surgery: Hybrid, Venous, Dialysis Access, Thoracic Outlet, and Lower Extremity Procedures		Darling	September 2015	978-1-4511-9157-8
Thoracic Surgery: Lung Resections, Bronchoplasty		Mathisen	December 2014	978-1-4511-9073-1
Thoracic Surgery: Transplantation, Tracheal Resections, Mediastinal Tumors, Extended Thoracic Resections		Mathisen	December 2014	978-1-4511-9072-4
Esophageal Surgery		Luketich	May 2014	978-1-4511-8373-3
Hernia		Jones	September 2012	978-1-4511-0716-6
Hepatobiliary and Pancreatic Surgery		Lillemoe	September 2012	978-1-6083-1172-9
Gastric Surgery		Nussbaum	September 2012	978-1-4511-1297-9
Colon and Rectal Surgery: Anorectal Operations		Wexner	December 2011	978-1-6054-7644-5
Colon and Rectal Surgery: Abdominal Operations		Wexner	December 2011	978-1-6054-7643-8
General Surgery: Breast Surgery		Bland	December 2010	978-1-6054-7428-1
Glenn's Urologic Surgery	Eighth Edition	Graham	October 2015	978-1-4511-9146-2
Grabb's Encyclopedia of Flaps: Head and Neck	Fourth Edition	Strauch	September 2015	978-1-4511-9460-9
Grabb's Encyclopedia of Flaps: Upper Extremities, Torso, Pelvis, and Lower Extremities	Fourth Edition	Strauch	September 2015	978-1-4511-9461-6
Shields' General Thoracic Surgery	Eighth Edition	LoCicero	September 2015	978-1-4511-9522-4
Manual of Foot and Ankle Surgery	Fourth Edition	Watkins	July 2015	978-1-4511-8667-3
Operative Standards for Cancer Surgery		Nelson	May 2015	978-1-4511-9475-3

Operative Techniques in Surgery Series

TITLE	EDITION	AUTHOR	PUB DATE	ISBN
Operative Techniques in Hepato-Pancreato-Biliary Surgery		Hughes	June 2015	978-1-4511-9019-9
Operative Techniques in Breast, Endocrine, and Oncologic Surgery		Sabel	June 2015	978-1-4511-9021-2
Operative Techniques in Colon and Rectal Surgery		Albo	June 2015	978-1-4511-9016-8
Operative Techniques in Foregut Surgery		Hawn	June 2015	978-1-4511-9017-5
Operative Techniques in Thoracic and Esophageal Surgery		Hawn	June 2015	978-1-4511-9018-2
Operative Techniques in Vascular Surgery		Dalman	June 2015	978-1-4511-9020-5
Operative Techniques in Surgery		Mulholland	December 2014	978-1-4511-8631-4
Operative Techniques in Transplantation Surgery		Englesbe	December 2014	978-1-4511-8874-5
Operative Techniques in Laparoscopic Colorectal Surgery	Second Edition	Delaney	November 2013	978-1-4511-4278-5

INDEX

AUTHOR	TITLE	PAGE
Abuhamad	A Practical Guide to Fetal Echocardiography, Third Edition	53
Albo	Operative Techniques in Colon and Rectal Surgery	112
Alfaro	Age-Related Macular Degeneration, Second Edition	63
Alpers	Manual of Nutritional Therapeutics, Sixth Edition	25
Arbo	Decision Making in Emergency Critical Care: An Evidence-Based Handbook	11
Bachur	Fleisher & Ludwig's Textbook of Pediatric Emergency Medicine, Seventh Edition	14
Bammer	MR & CT Perfusion Imaging: Clinical Applications and Theoretical Principles	98
Barakat	Handbook for Principles and Practice of Gynecologic Oncology, Second Edition	59
Barash	Clinical Anesthesia Fundamentals	3
Baum	Anesthesia for Genetic, Metabolic, and Dysmorphic Syndromes of Childhood, Third Edition	2
Berek	Berek and Hacker's Gynecologic Oncology, Sixth Edition	53
Bienstock	Johns Hopkins Manual of Gynecology and Obstetrics, Fifth Edition	54
Bigeliesen	Ultrasound-Guided Regional Anesthesia and Pain Medicine, Second Edition	7
Boughanem	Pocket Orthopaedics	71
Britnell	Emergency Medicine CAQ Review for Physician Assistants	12
Brooks	Fundamentals of Sleep Technology Workbook	45
Brotzman	Rehabilitation Instructions for Orthopaedic Patients	72
Cabana	The 5-Minute Pediatric Consult, Seventh Edition	32
Callaghan	The Adult Hip: Arthroplasty and Its Alternatives, Third Edition	74
Carter	Sternberg's Diagnostic Surgical Pathology Review, Second Edition	88
Chern	Review Questions in Ophthalmology, Third Edition	64
Chiodo	Minimally Invasive Foot & Ankle Surgery	69
Cho	The Cardiology Intensive Board Review, Third Edition	18
Chung	Visual Diagnosis and Treatment in Pediatrics, Third Edition	94
Cordasco	Pediatric and Adolescent Knee Surgery	71
Dalman	Operative Techniques in Vascular Surgery	115
Daugirdas	Handbook of Dialysis, Fifth Edition	28
Dawson	Strandness's Duplex Scanning in Vascular Disorders, Fifth Edition	116
De Fer	The Washington Manual of Outpatient Internal Medicine, Second Edition	29
DeVita	Cancer: Principles & Practice of Oncology: Primer of the Molecular Biology of Cancer, Second Edition	57
DeVita	DeVita, Hellman, and Rosenberg's Cancer: Principles & Practice of Oncology, Tenth Edition	58
Domino	The 5-Minute Clinical Consult 2016, Twenty-fourth Edition	31
Egol	Handbook of Fractures, Fifth Edition	68
Eidem	Echocardiography in Pediatric and Adult Congenital Heart Disease, Second Edition	19
Elder	Lever's Histopathology of the Skin, Eleventh Edition	86
Englesbe	Operative Techniques in Transplantation Surgery	109
Euscher	Biopsy Interpretation of the Uterine Cervix and Corpus, Second Edition	84

INDEX

AUTHOR	TITLE	PAGE
Ferkel	Foot & Ankle Arthroscopy, Second Edition	67
Fondahn	The Washington Manual of Patient Safety and Quality Improvement	30
Gomella	The 5 Minute Urology Consult, Third Edition	32
Goodheart	Goodheart's Photoguide to Common Skin Disorders, Fourth Edition	24
Govindan	The Washington Manual of Oncology, Third Edition	60
Graham	Glenn's Urologic Surgery, Eighth Edition	105
Greenson	Sternberg's Diagnostic Surgical Pathology, Sixth Edition	87
Greenspan	Radiology and Pathology Correlation of Bone Tumors	99
Hameed	Advances in Surgical Pathology: Breast Cancer	82
Hawn	Operative Techniques in Foregut Surgery	113
Hawn	Operative Techniques in Thoracic and Esophageal Surgery	114
Herron	The ASAM Essentials of Addiction Medicine, Second Edition	47
Hobbs	Thoracic Imaging: A Core Review	101
Hsu	Cardiac Imaging: A Core Review	100
Hughes	Operative Techniques in Hepato-Pancreato-Biliary Surgery	110
Jankovic	Parkinson's Disease and Movement Disorders, Sixth Edition	46
Johnson	Johnson's Practical Electromyography, Fifth Edition	69
Jones	Te Linde's Operative Gynecology, Eleventh Edition	55
Josephson	Josephson's Clinical Cardiac Electrophysiology, Fifth Edition	20
Kaplan	Kaplan's Clinical Hypertension, Third Edition	21
Karp	Handbook of Targeted Cancer Therapy	59
Kennedy	Master Techniques in Otolaryngology - Head and Neck Surgery: Rhinology	106
Kini	Thyroid Cytopathology - An Atlas and Text, Second Edition	89
MacDonald	Avery's Neonatology - Pathophysiology and Management of the Newborn, Seventh Edition	93
Main	Fordyce's Behavioral Methods for Chronic Pain and Illness: Republished with Invited Commentaries	1
Mathisen	Master Techniques in Surgery Series - Thoracic Surgery: Lung Resections, Bronchoplasty	117
Mathisen	Master Techniques in Surgery Series -Thoracic Surgery: Transplantation, Tracheal Resections, Mediastinal Tumors, Extended Thoracic Resections	117
Mayeaux	The Essential Guide to Primary Care Procedures, Second Edition	27
McNabb	A Practical Guide to Joint & Soft Tissue Injections, Third Edition	23
Messelink	Abdominal and Pelvic Pain: From Definition to Best Practice	1
Montgomery	Atlas of Gastrointestinal Pathology - A Pattern Based Approach to Non-Neoplastic Biopsies	83
Montgomery	Differential Diagnoses in Surgical Pathology: Gastrointestinal System	85
Morrey	Relevant Surgical Exposures, Second Edition	74
Mortelet	Atlas of Magnetic Resonance Cholangiopancreatography	97
Mulholland	Operative Techniques in Surgery	108
Neinstein	Neinstein's Adolescent and Young Adult Health - A Practical Guide, Sixth Edition	93

INDEX

AUTHOR	TITLE	PAGE
Nelson	Operative Standards for Cancer Surgery	107
Owens	A Clinical Guide to Pediatric Sleep - Diagnosis and Management of Sleep Problems, Third Edition	95
Paulman	Taylor's Manual of Family Practice, Fourth Edition	26
Rao	Best Practices for Transradial Approach in Diagnostic Angiography and Intervention	17
Rivera	Advances in Surgical Pathology: Brain Cancer	81
Rosenblatt	Master Techniques in Upper and Lower Airway Management	5
Sabatine	Pocket Medicine Cardiology Subspecialty Pullout	21
Sabel	Operative Techniques in Breast, Endocrine, and Oncologic Surgery	111
Saremi	Perfusion Imaging in Clinical Practice	99
Shafer	Stoelting's Pharmacology and Physiology in Anesthetic Practice, Fifth Edition	6
Shaffner	Rogers' Textbook of Pediatric Intensive Care, Fifth Edition	7
Shah	Essential Emergency Procedures, Second Edition	13
Shea	Improving Medication Adherence - How to Talk With Patients About Their Medications, Second Edition	24
Sherman	Atlas of Clinical Emergency Medicine	11
Shifren	The Washington Manual of Pulmonary Medicine Subspecialty Consult , Second Edition	30
Sikka	Lippincott's Anesthesia Review: 1000 Questions and Answers	4
Simpson	Differential Diagnoses in Surgical Pathology: Breast	85
Small	A Practical Guide to Laser Procedures	22
Spicer	Musculoskeletal Imaging: A Core Review	100
Staheli	Practice of Pediatric Orthopaedics	72
Stoelting	Stoelting's Handbook of Pharmacology and Physiology in Anesthetic Practice, Third Edition	6
Stoller	Stoller's Orthopaedics and Sports Medicine: The Shoulder	75
Thaler	The Only EKG Book You'll Ever Need, Eighth Edition	22
Tornetta, III	Rockwood, Green, and Wilkins' Fractures in Adults and Children, Eighth Edition	73
Vattipally	Neuroradiology: A Core Review	101
von Schulthess	Molecular Anatomic Imaging - PET/CT, PET/MR and SPECT/CT, Third Edition	97
Watkins	Manual of Foot and Ankle Surgery, Fourth Edition	105
Wiesel	Operative Techniques in Orthopaedic Surgery, Second Edition	70
Wilder-Smith	Postoperative Pain: Science and Clinical Practice	4
Wolfson	Harwood-Nuss' Clinical Practice of Emergency Medicine, Sixth Edition	15
Wyllie	Wyllie's Treatment of Epilepsy: Principles and Practice, Sixth Edition	48
Zhai	Advances in Surgical Pathology: Bladder Cancer	82







Please contact your local bookstore or Wolters Kluwer Representative with any enquiries:

ASIA

BRUNEI

Wong Kit Mei

Tel: 65 6211 3911

Email: kitmei.wong@wolterskluwer.com

CHINA

Jacob Wu

Tel: 86 10 5863 7802

Mob: 86 136 9922 6325

Fax: 86 10 5863 7997

Email: jacob.wu@wolterskluwer.com

HONG KONG

Fion Lau

Tel: 852 27423817

Email: fion.lau@igroupnet.com

North & East India, Pakistan & Bangladesh

Ritesh Bhutani

M: +91-9818799887

Email: ritesh.bhutani@wolterskluwer.com

INDIA - Tamil Nadu, Karnataka, Kerala & Puducherry

A Maran

M: 91 98411066667

Email: a.maran@wolterskluwer.com

West India, Andhra Pradesh & Nepal

Ajay Mishra

M: 91 9810853934

Email: ajay.mishra@wolterskluwer.com

JAPAN

Toshiya Murayama

Tel: 81 3 5427 1969

Fax: 81 3 3451 2025

Email: Toshiya.Murayama@wolterskluwer.com

KOREA

Kyung-Han Chung

Tel: 82 2 2138 7779

Mob: 82 10 2299 0975

Fax: 82 2 6968 1700

Email: Chung.Kyung-Han@wolterskluwer.com

MALAYSIA

Doreen Ng

Mob: 60 12 2955518

Email: doreen.ng@wolterskluwer.com

PHILIPPINES, GUAM, SAIPAN & PALAU

Tony Sagun and Alda Sagun

Tel: 632 660 8430 / 632 660 5480

Fax: 632 660 0342

Email: lwwagent@pltdtssl.net

SINGAPORE, MALAYSIA & INDONESIA

PC Tham

Tel: 65 9363 7838

Fax: 65 6472 5977

Email: pctham@pcipublisher.com

TAIWAN

Lilian Tsai

Tel: 886 2 2391 4336

Mob: 886 915 399 075

Fax: 886 2 2391 4323

Email: Lilian.Tsai@wolterskluwer.com

THAILAND & VIETNAM

Supanee U-Prapruit

Tel: 66 02 643 0049

Fax: 66 02 246 2097

Email: Supanee.Uprapruit@wolterskluwer.com

**Enhanced
interface and
content!**

5MinuteConsult.com

- A brand new look and feel to enhance your online experience
- Find complete details on over 2,000 diseases and conditions
- Determine the best tests to help you make the most accurate diagnosis
- Quick-view algorithms get you to the facts you need fast!
- Optimized for mobile devices



5MinuteConsult™

5MinuteConsult.com



5MinuteConsult.com is the quickest, most affordable, evidence-based workflow tool at the point of care. It's the only source for:

- Over 2,000 disease and condition topics
- Semantic Search for targeted results from reliable resources, including 5Minute Pediatrics and 5Minute Emergency Medicine
- Point-of-Care CME/CE Credits— 0.5 credits just for searching the site to find the best treatment for your patients
- A-Z drug monographs from Facts & Comparisons, including patient education materials and drug interactions
- More than 1,250 patient handouts
- Over 200 procedure and physical therapy videos
- 200 diagnosis and treatment algorithms
- Thousands of online-only images
- ICD10, ICD9, and Snomed Codes
- Evidence-based treatment guidelines

Contact your Wolters Kluwer representative for a Free Demonstration

