

GANADO FIRE DISTRICT

REGULAR FIRE BOARD

MEETING



"Protect life and property"



Governing Board Members

Lela Sangster, Board Chairperson

Jeremy Curtis, Board Clerk

LaVerne Joe, Board Member

Joey Apachee, Board Member

District Administrators

Dewayne Woodie, Fire Chief

Marcarlo Roanhorse, Administrative Assistant

Chantel Cook, Office Clerk

Lennix Peshlakai, Ganado EMS/Fire Lieutenant

Jeremy Begay, Steamboat Fire Lieutenant

Evander Leonard, Klagetoh Fire Lieutenant

Shirlene Attson, Communication Supervisor

DECEMBER 27, 2017

LOCATION: GANADO FIRE STATION 1



GANADO FIRE DISTRICT

P.O. BOX 718 GANADO, ARIZONA 86505 (928) 755-3424
FAX: (928) 755-6330

ESTABLISHED 1982

PUBLIC NOTICE OF REGULAR MEETINGS GANADO FIRE DISTRICT GOVERNING BOARD

PLEASE TAKE NOTICE THAT the **Governing Board of Ganado Fire District**, pursuant to **A.R.S. 38-431.09**, hereby gives notice that it will hold its regular meeting on the following dates, at the following time and place:

DATE: December 27, 2017
PLACE: Ganado Fire Station
TIME: 6:00 P.M. MST

Copies of agendas for regular and special meetings and executive sessions may be obtained at:
Ganado Fire District, Station One, Ganado, Arizona 86505

The respective agenda will be available to the public at such location not less than 24 hours prior to a meeting, unless the meeting covers an emergency as provided in **A.R.S. 38-431.02**.

Executive sessions may be held by the Governing Board Meeting as provided in **A.R.S. 38-431.03**. Notice of executive sessions will also be posted at the posting place 24 hours prior to meeting unless the meeting covers an emergency as provided in **A.R.S. 38-431.02**.

The Governing Board reserves the right to hold special meetings at times and places other than mentioned above. Notice of the time and place of any special meeting will be posted at the posting place as provided in **A.R.S. 38-431.02**.

DATED this 26th day of December, 2017
NAME OF DISTRICT: Ganado Fire District
BY: Dewayne Woodie, Fire Chief

CALL MEETING TO ORDER



ROLL CALL

MS. LELA SANGSER - BOARD CHAIRPERSON

MR. JEREMY CURTIS - BOARD CLERK

MS. LAVERNE JOE - BOARD MEMBER

MR. JOEY APACHEE - BOARD MEMBER



THE PLEDGE OF ALLEGIANCE



*"I pledge allegiance to the flag
of the United States of America,
and to the republic for which it stands,
one nation, indivisible, with liberty
and justice for all."*

APPROVAL OF
AGENDA





ESTABLISHED 1982

GANADO FIRE DISTRICT

P.O. BOX 718

GANADO, ARIZONA 86505

(928) 755-3424

FAX: (928) 755-6330

NOTICE OF PUBLIC MEETING OF THE BOARD OF DIRECTORS

PURSUANT TO A.R.S. 38-431.02 NOTICE IS GIVEN TO THE BOARD OF DIRECTORS OF THE GANADO FIRE DISTRICT BOARD AND TO THE GENERAL PUBLIC THAT THE BOARD WILL HOLD A MEETING OPEN TO THE PUBLIC ON **DECEMBER 27, 2017**, BEGINNING AT **18:00 P.M. MST** AT THE **GANADO FIRE STATION, GANADO, ARIZONA**. *THE BOARD OF DIRECTORS MAY VOTE TO DISCUSS THIS MATTER IN EXECUTIVE SESSION PURSUANT TO A.R.S. 38-431-03. THE NAME OF THE INDIVIDUALS INVOLVED MAY BE OBTAINED FROM THE FIRE CHIEF'S OFFICE.

AGENDA

1. **CALL TO ORDER**
2. **ROLL CALL**
3. **PLEDGE OF ALLEGIANCE**
4. **APPROVAL OF AGENDA**
5. **GOVERNING BOARD ORGANIZATIONAL ACTION**
 - A. Review, discuss and possible action to elect Fire Board Chairperson.
 - B. Review, discuss and possible action to elect Fire Board Clerk.
 - C. Review, discuss and possible action to establish date and time for all regular Fire Board meetings on the third Wednesday of each month at 6:00 P.M. local time (with subject to change).
 - D. Review, discuss and possible action to designate the following locations for posting of all meeting agendas: GFD Lobby, Ganado Post Office, Ganado Chapter House, & optional for other Chapter Houses in the GFD service area.
 - E. Review, discuss and possible action to approve revised GFD Organizational Chart.
6. **APPROVAL OF PREVIOUS MEETING MINUTES**
 - A. Review, discuss and possible action to approve the meeting minutes of Regular Board Meeting on December 06, 2017.
7. **CALL TO THE PUBLIC:** Consideration of concerns and comments from the public. Those wishing to address the Board are required to fill out a Request to Address the Board Form and Sign the Attendance Sign-In Sheet. Members of the Board may not discuss items that are not on the agenda. Therefore, action taken as a result of public comment will be limited to directing staff to study the matter or to scheduling the matter for further consideration and decision at a later date.
8. **REPORTS**
 - A. Review, discuss and possible action to approve November 2017 Fire Chief District Report.
 - B. Review, discuss and possible action to approve November 2017 District Budget Report.
9. **NEW BUSINESS**
 - B. Review, discuss and possible action to approve Board Resolution authorizing modified signers on all Ganado Fire District National Bank of Arizona Account(s).
10. **DATE AND TIME OF NEXT MEETING:**
 - A. Review and discuss next Regular Board Meeting
11. **BENEDICTION BY INVITATION**
12. **ADJOURNMENT**

DATED this 26th day of December, 2017
NAME OF DISTRICT: Ganado Fire District
BY: Dewayne Woodie, Fire Chief

Posted on this 26th day of December 2017 at 18:00 P.M. MDT by: Mr. Marcarlo Roanhorse, Admin. Assistant

GANADO FIRE DISTRICT



GOVERNING BOARD ORGANIZATIONAL ACTION

GANADO FIRE DISTRICT



ELECTIONS FOR
FIRE BOARD
CHAIRPERSON

GANADO FIRE DISTRICT



ELECTIONS FOR
FIRE BOARD CLERK

GANADO FIRE DISTRICT



ESTABLISHING DATE
AND TIME FOR ALL
REGULAR BOARD
MEETINGS

GANADO FIRE DISTRICT



DESIGNATING
LOCATIONS FOR
POSTING OF ALL
MEETING NOTICES

GANADO FIRE DISTRICT



REVISED GFD ORGANIZATIONAL CHART

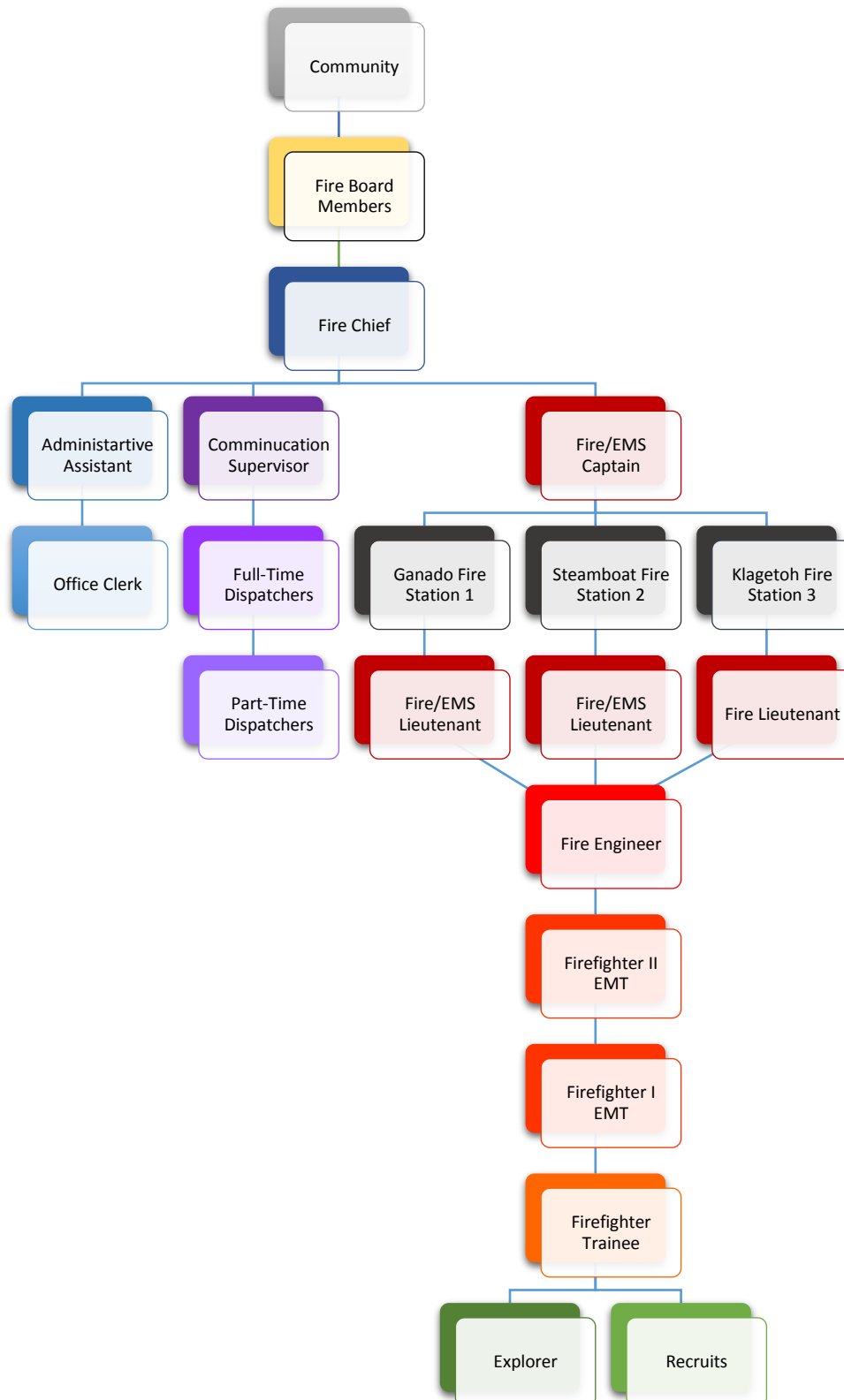
Ganado Fire District

Organizational Chart



Ganado Fire District

Organizational Chart



APPROVAL OF
PREVIOUS
MEETING MINUTES



BOARD
meeting
minutes



GANADO FIRE DISTRICT

P.O. Box 718

GANADO, ARIZONA 86505

(928) 755-3424

FAX (928) 755-6330

BOARD OF DIRECTORS REGULAR BUSINESS MEETING FOR OCTOBER 2017 December 06, 2017

1. **CALL TO ORDER:** Regular Board Meeting of Ganado Fire District was called to order at 18:18 P.M. M.D.T. by Ms. Lela Sangster.
2. **ROLL CALL** called by Mr. Marcarlo Roanhorse, Mr. Roanhorse affirmed a quorum was present.

MEMBERS PRESENT:
Ms. Lela Sangster, Fire Board Chairperson
Mr. Jeremy Curtis, Fire Board Clerk
Mr. Joey Apachee, Fire Board Member

MEMBERS ABSENT:
Ms. LaVerne Joe, Fire Board Member
3. **PLEDGE OF ALLEGIANCE:** Given by Fire Chief Dewayne Woodie.
4. **APPROVAL OF AGENDA:** Mr. Joey Apachee motioned to approve the agenda and was second by Mr. Jeremy Curtis. Voice Vote: Ms. Lela Sangster - I; Mr. Jeremy Curtis - I; Mr. Joey Apachee - I. Motion was carried for approval with 3 in favor 0 opposing and 0 Abstain.
5. **INFORMATION ONLY:** Apache County Treasurer Report (item to be heard only).
6. **APPROVAL OF MINUTES:**
 1. Review, discuss and possible action to approve the meeting minutes of Regular Board Meeting on October 18, 2017.
 - i. Mr. Jeremy Curtis motioned to approve the previous regular board meeting minutes (October 18, 2017) and was second by Mr. Joey Apachee. Voice Vote: Ms. Lela Sangster - I; Mr. Jeremy Curtis - I; Mr. Joey Apachee - I. Motion was carried for approval with 3 in favor 0 opposing and 0 Abstain.
7. **CALL TO THE PUBLIC:** None. Ms. LaVerne Joe became present at 18:45 P.M. M.S.T.
8. **REPORTS:**
 1. Review, discuss, and possible action to approve October 2017 Fire Chief District Report. Mr. Jeremy Curtis motioned to review and discuss item 8.a. (October 2017 Fire Chief Report) and 8.b. (October 2017 District Budget Report) and was second by Ms. LaVerne Joe
 - i. Fire Chief Dewayne Woodie presented the Fire Chief's report and gave a highlighted report.

- ii. Administrative Assistant Mr. Marcarlo Roanhorse presented October 2017 District Budget report and gave a highlighted report on current standing on the district budget.
 1. Mr. Apachee questioned what the differences were for the Operations Phones/Utility account and the Administration Phones account. Mr. Roanhorse explained that the Operations Phones/Utility account is for all the utilities ie: Propane, NTUA Electricity & Gas, the Business Lines, Dish Network payments, ect. The Administration Phone account is for the long distance lines with AT&T and Frontier, the district cell phones, and administrative phones. Mr. Apachee asked if it would be possible to raise the rent fee and where all the trailers went. Chief Woodie responded that all the trailers were owned by previous personnel and they moved their mobile homes. The mobile homes are incentives for the personnel and the rent was lower but was raised to \$75.00 not long ago. The fee is low to improve response time.
- iii. Mr. Jeremy Curtis motioned to approve item 8.a. (October 2017 Fire Chief Report) and 8.b. (October 2017 District Budget Report) and was second by Ms. LaVerne Joe. Vote: Ms. Lela Sangster - I; Mr. Jeremy Curtis - I; Ms. LaVerne Joe - I; Mr. Joey Apachee - I. Motion was carried for approval with 4 in favor 0 opposing and 0 Abstain.

9. NEW BUSINESS:

1. Review, discuss, and possible action to approve attendees to the AFDA 2018 Winter Conference in Laughlin, NV (January 12 & 13, 2017). Jeremy Curtis motioned to review and discuss item 9.A (approve attendees to the AFDA 2018 Winter Conference in Laughlin, NV - January 12 & 13, 2017) and was second by LaVerne Joe.
 - i. Mr. Roanhorse presented a cost break down expense cost to send four board members and potentially three administrative personnel. Ms. Lela Sangster is the only Board member who has a Statutory Training Certificate of Completion on file with the district. Ms. LaVerne Joe made a motion to approve all those interested in attending the AFDA 2018 Winter Conference in Laughlin, NV and was second by Mr. Jeremy Curtis. Vote: Ms. Lela Sangster - I; Mr. Jeremy Curtis - I; Ms. LaVerne Joe - I; Mr. Joey Apachee - I. Motion was carried for approval with 4 in favor 0 opposing and 0 Abstain.
2. Review, discuss, and possible action to approve board resolution authorizing signers on all Ganado Fire District National Bank of Arizona Account(s). Mr. Jeremy Curtis motioned to review and discuss this item (approve board resolution authorizing signers on all Ganado Fire District National Bank of Arizona Account(s) and was second by Mr. Joey Apachee.
 - i. Mr. Roanhorse presented the Board Resolution of Ganado Fire District Authorizing Signers of Ganado Fire District Band of America account. Ms. LaVerne Joe motioned to approve the Board Resolutions, as is, and no second motion was made. Motion dies for a lack of a second motion. Ms. LaVerne Joe motions to approve all the listed check signers on this Board Resolution and was second by Mr. Jeremy Curtis. Vote: Ms. Lela Sangster - Abstain; Mr. Jeremy Curtis - Abstain; Ms. LaVerne Joe - I; Mr. Joey Apachee - Abstain. Motion doesn't carry for approval with 1 in favor 0 opposing and 3 Abstain.

- 3. Review, discuss, and possible action to approve board resolution authorizing signers on all Ganado Fire District Bank of America Account(s). Ms. LaVerne Joe motioned to review and discuss this item (approve board resolution authorizing signers on all Ganado Fire District National Bank of Arizona Account(s) and was second by Mr. Jeremy Curtis.
 - i. Mr. Roanhorse presented the Board Resolution of Ganado Fire District Authorizing Signers of Ganado Fire District Bank of America account. Mr. Jeremy Curtis motions to approve the Board Resolution with the amendment of approve authorizing signers 1 through 6 (Dewayne Woodie, Lela Sangster, Jeremy Curtis, LaVerne Joe, Joey Apachee, and Lennix Peshlakai) and was second by Mr. Joey Apachee. Vote: Ms. Lela Sangster - I; Mr. Jeremy Curtis - I; Ms. LaVerne Joe - Oppose; Mr. Joey Apachee - I. Motion carries for approval with 3 in favor 1 opposing and 0 Abstain.

10. DATE AND TIME OF NEXT MEETING

- 1. December 27, 2017 at 6:00 P.M. M.S.T at Ganado Fire Station 1.
- 2. Alternative Date: January 3, 2018 at 6:00 P.M. M.S.T at Ganado Fire Station 1.

11. BENEDICTION BY INVITATION: Given by Mr. Joey Apachee and Ms. LaVerne Joe.

12. ADJOURNMENT: Mr. Joey Apachee motioned for adjourn at 20:33 P.M. M.S.T and second by Mr. Jeremy Curtis. Voice Vote: Ms. Lela Sangster - I; Mr. Jeremy Curtis - I; Ms. LaVerne Joe - I; Mr. Joey Apachee - I. The motion was carried with 4 in favor 0 opposed and 0 abstain. Regular Fire Board meeting is adjourn at 20:33 P.M. M.S.T by Ms. Lela Sangster.

Ms. Lela Sangster, Fire Board Chairperson

Mr. Jeremy Curtis, Fire Board Clerk

Ms. LaVerne Joe, Fire Board Member

Mr. Joey Apachee, Fire Board Member

CALL TO THE PUBLIC



REPORTS



GANADO FIRE DISTRICT FIRE CHIEF REPORT



PRESENTED BY FIRE
CHIEF DEWAYNE
WOODIE



GANADO FIRE DISTRICT

P.O. BOX 718 GANADO, ARIZONA (928) 755-3424
 FAX: (520) 755-6330

Fire Chief Monthly Report November 2017

REPORT SUMMARY

A. PERSONNEL

1. Monthly Call (*Exhibit A*) and Training Attendances

DEP'T	CAREER	PART-TIME	VOLUNTEER	CALL VOLUME	IN-HOUSE TRAINING HOURS	OUTSIDE TRAINING HOURS	PERSONNEL
ADMIN	X			4	1/1	0	Dewayne Woodie, Fire Chief/EMT
	X			NA	NA	0	Marcarlo Roanhorse, Administrator Assistant
		X		NA	NA	0	Chantel Cook, Clerk
DISPATCH	X			0	0/0	0	Shirlene Attson, Communication Supervisor/EMT
	X			1	0/0	0	Jennifer Yazzie, Dispatcher
	X			0	0/0	0	Harriett Begay, Dispatcher
	X			0	0/0	0	Jon-Mykal Tsinajinnie, Dispatcher
		X		0	0/0	0	Shermayne Stash, Relief Dispatcher
OPERATION	X			40	1/1	0	Lennix Peshlakai, Fire/EMS Lieutenant/EMT-B
	X			31	1/1	0	Evander Leonard, Fire Lieutenant/EMT-B
	X			13	1/1	0	Jeremy Begay, Fire Lieutenant/EMT-B
			X	13	1/1	0	Alfred John, Fire Engineer
			X	0	0/0	0	Celeste Cardy, Firefighter II/EMT-B
	X			18	0/1	0	Johnavan Wagoner, Firefighter II
			X	17	1/1	0	Rory James, Firefighter II
			X	4	0/1	0	Marcarlo Roanhorse, Firefighter II/EMT-B
			X	34	1/1	0	Latasha Lee, Firefighter II
			X	3	0/1	0	Jon-Mykal Tsinajinnie, Firefighter II
			X	0	0/1	0	Austin R. Mooney, Firefighter Trainee
			X	R	R	R	Corey Attson, Firefighter Trainee
			X	4	1/1	0	Chantel Cook, Firefighter I
			X	0	0/1	0	Delbert Kinlichee, Firefighter Trainee
			X	0	0/1	0	Delvecchio Wilson, Firefighter II
		X	14	1/1	0	Mimi Begay, Firefighter II	
		X	4	1/1	0	Byron James, Explorer	
		X	0	0/1	0	Cassius Tsosie, Recruit	
		X	9	0/1	0	Deatrice Sam, Recruit	

R = Reserve M = Medical Leave RC = Recruit

B. INCIDENTS (Non-Urgent and Urgent):

1. Fire/EMS incidents - 107 incidents (*Exhibit B*)
 - a. A breakdown of Monthly Incidents is on *Exhibit C*
2. Navajo Nation Law Enforcement incidents – 53 incidents (*Exhibit B*)

C. ACCOMPLISHMENTS:

1. FIRE DISTRICT

- a. December 6, 2017 [6pm-8pm]: The Ganado Fire Board had it Regular Governing Board Meeting at the Ganado Fire Station Training Room.
- b. November 8-9, 2017: Annual Audit for Fiscal Year 2016-2017 was conducted by Saunders Company, Ltd.
- c. November 16, 2017 [12pm-2pm]: Business Meeting with SunState Technology, Inc. regarding the renewing contract for the Fire District IT Services.
- d. November 17, 2017 [1pm-4pm]: The Fire District had its Annual Thanksgiving Dinner at the Ganado Chapter House. The Fire Personnel invited their family members to participate in the holiday event.

2. COMMUNITY

- a. November 6, 2017 [9am-4pm]: AHSI Adult/Child/Infant CPR and First Aid Training for the community held at the Ganado Fire Station Training Room.
- b. November 13, 2017 [9pm-1pm]: Fire Safety and Extinguisher Training for the community held at the Ganado Fire Station Training Room.
- c. November 15, 2017 [12pm-4pm]: AHSI First Aid Training for the Keams Canyon Elementary School Employees held at their facility in Keams Canyon, Arizona.

D. MAINTENANCE

1. Ganado Fire Station - Lt. Peshlakai is the custodian for Station
 - a. All apparatus are in-services.
2. Steamboat Fire Station - Lt. Jeremy Begay is the custodian for Station
 - a. All apparatus are in-services.
3. Klagetoh Fire Station - Lt. Leonard is the custodian for Station
 - a. All apparatus are in-services.

E. TRAINING for FIRE, EMS, and DISPATCH

1. In-house Fire/EMS Training:
 - a. November 14, 2017 [6pm-9pm]: The topic of the fire training was Forward Lay from the Fire Apparatus to the Fire Hydrant. Fire personnel had to perform advancing or setting up a forward lay hose from each Fire Apparatus to the hydrant using both 1 ½ and 2 ½ inches hoseline.

F. ANNOUNCEMENTS (Community Training/Presentation and Notification):

1. December 30, 2017 [1pm-4pm]: '*Annual GFD Christmas Dinner*' for the Ganado Fire District Personnel and their families at the Ganado Chapter House.
2. January 1, 2018 [9am-4pm]: Monthly "*AHSI CPR and First Aid Training*" at the Ganado Fire Station – Training Room. If any questions regarding this event call (928)75-3424
3. January 5, 2018 [9am-4pm]: Leupp School, Inc. requesting for "*AHSI CPR and First Aid Training*" for their personnel. The training is tentative scheduled for Flagstaff, Arizona with venue still pending. If any questions regarding this event call (928)75-3424.
4. January 8, 2018 [9am-1pm]: Monthly "*Fire Safety and Extinguisher Training*" at the Ganado Fire Station – Training Room. If any questions regarding this event call (928)755-3424.
5. January 11-13, 2018 [8am-5pm]: Annual 2018 Arizona Fire District Association (AFDA) Winter Conference in Laughlin, Nevada.

EXHIBIT A

2017 Personnel Run Tally

Personnel		Jan	Feb	Mar	Apr	May	Jun	Jul	Aug	Sept	Oct	Nov	Dec	YTD
Attson, Corey	0069	0	0	0	0	0	0	0	0	0	0	0		0
Begay, Jeremy	0052	15	16	11	13	25	15	18	22	20	11	13		25
Cardy, Celeste	0080	2	1	0	2	0	0	0	0	0	0	0		2
Cook, Chantel	0095	7	3	1	1	2	5	5	6	8	1	4		8
James, Rory	0088	26	17	14	11	33	17	19	20	19	21	17		33
John, Alfred	0033	36	1	10	5	18	11	9	6	16	14	13		36
Lee, Latasha	0093	32	19	24	25	36	19	23	25	32	31	34		36
Leonard, Evander	0054	18	17	25	27	33	19	46	15	48	26	31		48
Monney, Austin	0094	0	4	0	0	0	0	0	0	17	0	0		17
Peshlakai, Lennix	0048	37	15	27	10	21	17	33	39	38	51	40		51
Roanhorse, Macarlo	0078	12	10	8	4	13	10	5	7	11	6	4		13
Tsinajinnie, Jon-Mykal	0085	7	3	5	3	4	4	2	5	3	4	3		7
Tsinajinnie, Lionel	0086	2	0	0	0	0	0	0	0	0	0	0		2
Wagoner, Johnavan	0066	53	19	27	29	31	40	34	39	36	33	18		53
Woodie, Dewayne	0036	5	4	8	4	15	12	3	4	2	5	4		15
Mimi Begay						20	9	10	14	12	14	13		20
Delbert Kinlichee						11	0	1	2	2	1	0		11
Delvecchio Wilson						4	1	3	1	0	0	0		4
Explorer 1 B. James							1	2	6	7	3	4		7
Recruit 7 C. Tsosie							1	0	0	0	0	0		1
Recruit 8 D. Sam									2	5	15	9		15
														0
														0
														0
Communications														0
Attson, Shirlene	0002	0	0	1	0	0	2	0	1	1	1	0		2
Yazzie, Jennifer	0068	0	0	0	0	0	0	0	0	2	2	1		2
Begay, Harriet	0101	0	0	0	0	0	0	0	0	0	0	0		0
Tsinajinnie, JonMykal	0085	0	0	0	0	0	0	0	0	0	0	0		0
Stash, Shermayne	0102	0	0	0	0	0	0	0	0	0	0	0		0
Total for the Month		252	129	161	134	266	183	213	214	279	239	208	0	408
Top for the Month		53	19	27	29	36	40	46	39	48	51	40	0	53

EXHIBIT B

2017 Monthly Statistic Run Count

Call Description	Jan	Feb	Mar	Apr	May	Jun	Jul	Aug	Sept	Oct	Nov	Dec	YTD
Animal Rescue	2	1	0	2	5	8	7	13	4	6	1		49
EMS, Medical Assistance	33	25	16	15	26	26	24	19	26	21	21		252
EMS, Medical Assistance Other	9	8	8	14	13	2	10	8	11	8	8		99
EMS, MVA Pedesterian	0	0	0	0	0	0	0	0	0	0	0		0
EMS, MVA w/Animal	0	0	0	0	0	0	0	0	0	0	0		0
EMS, MVA w/Death	1	0	0	0	0	0	0	1	1	0	0		3
EMS, MVA w/Injuries	5	3	5	4	6	6	3	5	8	4	4		53
EMS, MVA w/o Injuries	11	6	5	6	5	9	8	6	9	4	6		75
EMS, Standby	4	1	0	2	4	2	2	6	10	5	0		36
Escort	4	1	2	3	4	0	4	0	2	3	1		24
Fire Safety & Extinguisher Training	1	2	2	1	1	1	1	1	1	1	1		13
Fire, Alarm Activated	3	5	1	2	2	3	1	1	2	2	0		22
Fire, Commerical	0	0	0	0	0	0	0	0	0	0	0		0
Fire, In - House Training	2	2	2	2	2	4	1	3	1	0	1		20
Fire, Rubbish	0	0	1	3	1	2	2	2	1	1	3		17
Fire, Smoke Ordor	1	0	0	0	2	0	0	0	0	0	1		4
Fire, Smoke Showing	1	1	3	2	1	2	4	2	2	0	2		20
Fire, Structure - Residential	0	0	0	1	0	1	2	3	0	0	0		7
Fire, Vehicle	0	1	0	1	0	0	1	0	1	0	1		5
Fire, Wildland	0	1	1	4	2	2	7	2	4	6	3		32
First Aid & CPR Training	2	1	3	1	3	2	3	2	3	2	2		24
Gas Emergency	0	1	0	1	0	1	0	0	1	0	1		5
Inspections	0	0	1	0	1	0	0	0	0	1	0		3
Intergovernmental Meeting	2	2	0	0	0	0	0	0	1	2	1		8
Message Delivery	1	0	0	0	0	0	0	0	0	0	0		1
Motorist Assistance	58	17	16	6	10	6	11	5	3	7	7		146
Mutual Aid	1	2	5	2	4	7	8	2	4	5	6		46
Other	18	10	11	9	15	9	4	12	4	13	11		116
Presentations	1	0	0	2	0	3	3	2	2	7	1		21
Relay	13	0	1	1	0	0	0	0	0	1	1		17
Search & Rescue	3	0	3	0	2	0	1	0	0	1	4		14
Traffic Control	3	2	1	0	1	2	1	3	0	0	2		15
Training Travel	0	0	0	0	0	0	2	1	0	0	0		3
Vehicle Lockout	17	14	29	12	20	19	14	15	14	20	16		190
Welfare Check	10	5	8	0	1	4	6	4	4	2	2		46
Totals for the Month	206	111	124	96	131	121	130	118	119	122	107	0	1386

EXHIBIT C

Ganado Fire District Monthly Statistics

Year	Jan	Feb	Mar	Apr	May	Jun	Jul	Aug	Sept	Oct	Nov	Dec	YTD
2017	206	111	124	96	131	121	130	118	119	122	107		1385

Navajo Nation Police Monthly Statistics

Year	Jan	Feb	Mar	Apr	May	Jun	Jul	Aug	Sept	Oct	Nov	Dec	YTD
2017	68	61	77	62	102	81	89	68	60	67	53		788

Fire Safety and Extinguisher Training Statistics

Year	Jan	Feb	Mar	Apr	May	Jun	Jul	Aug	Sept	Oct	Nov	Dec	YTD
2017	10	19	59	48	48	34	14	22	24	23	23		324

American Heart Association Heartsaver First Aid And CPR Training

Year	Jan	Feb	Mar	Apr	May	Jun	Jul	Aug	Sept	Oct	Nov	Dec	YTD
2017	18	16	39	22	33	45	65	53	47	49	22		409

2017 American Safety Health Institute Basic First Aid And CPR Community Training

	Jan	Feb	Mar	Apr	May	Jun	Jul	Aug	Sept	Oct	Nov	Dec	Total
CPR&FA	18	16	21	22	32	45	65	53	42	49	21		384
First Aid	0	0	0	0	0	0	0	0	1	0	0		1
CPR	0	0	0	0	1	0	0	0	4	0	1		6
BLS HCP	0	0	18	0	0	0	0	0	0	0	0		18
Totals	18	16	39	22	33	45	65	53	47	49	22	0	409

GANADO FIRE DISTRICT
DISTRICT BUDGET REPORT



PRESENTED BY FIRE
ADMINISTRATIVE ASSISTANT
MARCARLO ROANHORSE

Ganado Fire District
Profit & Loss
 November 2017

Nov 17

Ordinary Income/Expense	
Income	
MISCELLANEOUS	
Rent	345.00
Miscellaneous	311.00
Total MISCELLANEOUS	656.00
TAXES	
Property Tax Revenue	277,892.61
Total TAXES	277,892.61
Total Income	278,548.61
Gross Profit	278,548.61
Expense	
ADMINISTATION	
701 · OFFICE EXPENSES	
6560 · Payroll Expenses	206.39
701a · Office supplies	742.58
701c · Business telephone	4,575.67
701f · Publishing & advertisement	15.90
701g · Administrative travel, dues	8.00
Total 701 · OFFICE EXPENSES	5,548.54
702 · PROFESSIONAL SERVICES	
702b · Audit and Accounting	3,500.00
Total 702 · PROFESSIONAL SERVICES	3,500.00
Total ADMINISTATION	9,048.54
OPERATIONS	
503 · INSURANCE	
503c · Unemployment Compensation	0.00
Total 503 · INSURANCE	0.00
601 · FUEL/OIL/LUBE	21.00
602 · REPAIR & MAINTENANCE	
602a · Vehicle Repairs	271.47
602d · Home repairs	31.59
Total 602 · REPAIR & MAINTENANCE	303.06
604 · OTHER OPERATIONAL EXPENSES	
604b · Station supplies	304.14
604h · Meals	753.09
Total 604 · OTHER OPERATIONAL EXPENSES	1,057.23
608 · TRAINING EXPENSES	
608c · Tuition	176.96
608d · Equip. training expenses	279.47
608f · Motels	139.58
Total 608 · TRAINING EXPENSES	596.01
609 · UTILITIES	1,446.58
Total OPERATIONS	3,423.88
500 · PERSONNEL	
501 · SALARIES & WAGES	
501a · CAREER PERSONNEL	
501a.1 · Fire Chief	6,000.00
501a.2 · Administrator Personnel	
501a.2a · Administrative Assistant	3,169.13

Ganado Fire District
Profit & Loss
November 2017

	Nov 17
501a.2b · Office Clerk	957.95
Total 501a.2 · Administrator Personnel	4,127.08
501a.3 · Ganado Personnel	
501a.3a · Lieutenant	4,515.63
501a.3b · Firefighter/EMT	2,301.54
501a.3c · Part Time Volunteer	2,760.38
Total 501a.3 · Ganado Personnel	9,577.55
501a.4 · Klagetoh Personnel	
501a.4a · Lieutenant	3,206.28
Total 501a.4 · Klagetoh Personnel	3,206.28
501a.5 · Steamboat Personnel	
501a.5a · Lieutenant	3,276.00
Total 501a.5 · Steamboat Personnel	3,276.00
501a.6 · Dispatch Personnel	
501a.6a · Dispatch Supervisor	3,204.01
501a.6b · Dispatcher #1	2,643.15
501a.6c · Dispatcher #2	2,299.27
501a.6d · Dispatcher #3	2,420.58
501a.6e · Part Time Dispatcher	1,661.88
Total 501a.6 · Dispatch Personnel	12,228.89
501a.7 · Overtime/Expense	392.30
Total 501a · CAREER PERSONNEL	38,808.10
501c · PART-TIME WAGES	
501c.4 · Overtime compensation	0.00
Total 501c · PART-TIME WAGES	0.00
Total 501 · SALARIES & WAGES	38,808.10
502 · EMPLOYEE BENEFITS	
502a · FICA	-8,983.48
502b · Annual Benefits	54.00
Total 502 · EMPLOYEE BENEFITS	-8,929.48
Total 500 · PERSONNEL	29,878.62
Total Expense	42,351.04
Net Ordinary Income	236,197.57
Net Income	236,197.57

Ganado Fire District Profit & Loss Budget vs. Actual November 2017

	Nov 17	Budget	\$ Over Budget	% of Budget
Ordinary Income/Expense				
Income				
MISCELLANEOUS				
Rent	345.00	345.00	0.00	100.0%
Community Training	0.00	1,125.00	-1,125.00	0.0%
Miscellaneous	311.00	0.00	311.00	100.0%
Total MISCELLANEOUS	656.00	1,470.00	-814.00	44.6%
TAXES				
Carry Over Expense	0.00	0.00	0.00	0.0%
FDAT	0.00	62,594.50	-62,594.50	0.0%
Property Tax Revenue	277,892.61	255,945.00	21,947.61	108.6%
TAXES - Other	0.00	0.00	0.00	0.0%
Total TAXES	277,892.61	318,539.50	-40,646.89	87.2%
Total Income	278,548.61	320,009.50	-41,460.89	87.0%
Gross Profit	278,548.61	320,009.50	-41,460.89	87.0%
Expense				
ADMINISTRATION				
701 · OFFICE EXPENSES				
6560 · Payroll Expenses	206.39	250.00	-43.61	82.6%
701a · Office supplies	742.58	425.00	317.58	174.7%
701c · Business telephone	4,575.67	833.33	3,742.34	549.1%
701d · Postage	0.00	87.50	-87.50	0.0%
701e · Printing and binding	0.00	25.00	-25.00	0.0%
701f · Publishing & advertisement	15.90	41.66	-25.76	38.2%
701g · Administrative travel, dues	8.00	0.00	8.00	100.0%
701h · Fire prevention	0.00	0.00	0.00	0.0%
701i · Misc. expenses	0.00	0.00	0.00	0.0%
701 · OFFICE EXPENSES - Other	0.00	0.00	0.00	0.0%
Total 701 · OFFICE EXPENSES	5,548.54	1,662.49	3,886.05	333.7%
702 · PROFESSIONAL SERVICES				
702a · Fire Board Misc Expense	0.00	125.00	-125.00	0.0%
702b · Audit and Accounting	3,500.00	3,500.00	0.00	100.0%
702g · Professional Services - Misc	0.00	100.00	-100.00	0.0%
702 · PROFESSIONAL SERVICES - Other	0.00	0.00	0.00	0.0%
Total 702 · PROFESSIONAL SERVICES	3,500.00	3,725.00	-225.00	94.0%
708 · Community Benefits	0.00	0.00	0.00	0.0%
Total ADMINISTRATION	9,048.54	5,387.49	3,661.05	168.0%
OPERATIONS				
INSURANCE PROPERTY	0.00	0.00	0.00	0.0%
503 · INSURANCE				
503a · Medical, Life, Health, Etc.	0.00	3,583.33	-3,583.33	0.0%
503c · Unemployment Compensation	0.00	0.00	0.00	0.0%
503 · INSURANCE - Other	0.00	0.00	0.00	0.0%
Total 503 · INSURANCE	0.00	3,583.33	-3,583.33	0.0%
601 · FUEL/OIL/LUBE	21.00	3,333.33	-3,312.33	0.6%
602 · REPAIR & MAINTENANCE				
602a · Vehicle Repairs	271.47	2,083.33	-1,811.86	13.0%
602b · Equipment Repairs	0.00	500.00	-500.00	0.0%
602c · Building Repairs & Maintenance	0.00	500.00	-500.00	0.0%
602d · Home repairs	31.59	250.00	-218.41	12.6%
602 · REPAIR & MAINTENANCE - Other	0.00	0.00	0.00	0.0%

**Ganado Fire District
Profit & Loss Budget vs. Actual
November 2017**

	Nov 17	Budget	\$ Over Budget	% of Budget
Total 602 · REPAIR & MAINTENANCE	303.06	3,333.33	-3,030.27	9.1%
604 · OTHER OPERATIONAL EXPENSES				
604a · EMS supplies	0.00	416.66	-416.66	0.0%
604b · Station supplies	304.14	541.66	-237.52	56.1%
604c · Chemicals	0.00	416.66	-416.66	0.0%
604d · Turnout clothing	0.00	0.00	0.00	0.0%
604e · Uniform Clothing	0.00	0.00	0.00	0.0%
604f · Oxygen/air cylinder rental	0.00	166.66	-166.66	0.0%
604h · Meals	753.09	416.66	336.43	180.7%
604i · Equipment Rental	0.00	0.00	0.00	0.0%
604 · OTHER OPERATIONAL EXPENSES - Other	0.00	0.00	0.00	0.0%
Total 604 · OTHER OPERATIONAL EXPENSES	1,057.23	1,958.30	-901.07	54.0%
605 · COMMUNICATIONS				
605a · Communications repairs	0.00	41.66	-41.66	0.0%
605b · Communications equipment	0.00	208.33	-208.33	0.0%
605 · COMMUNICATIONS - Other	0.00	0.00	0.00	0.0%
Total 605 · COMMUNICATIONS	0.00	249.99	-249.99	0.0%
606 · MISC. OPERATIONAL EXPENSES	0.00	0.00	0.00	0.0%
608 · TRAINING EXPENSES				
608b · Travel per diem	0.00	0.00	0.00	0.0%
608c · Tuition	176.96	0.00	176.96	100.0%
608d · Equip. training expenses	279.47	0.00	279.47	100.0%
608f · Motels	139.58	0.00	139.58	100.0%
608 · TRAINING EXPENSES - Other	0.00	0.00	0.00	0.0%
Total 608 · TRAINING EXPENSES	596.01	0.00	596.01	100.0%
609 · UTILITIES	1,446.58	4,166.66	-2,720.08	34.7%
Total OPERATIONS	3,423.88	16,624.94	-13,201.06	20.6%
500 · PERSONNEL				
501 · SALARIES & WAGES				
501a · CAREER PERSONNEL				
501a.1 · Fire Chief	6,000.00	6,000.00	0.00	100.0%
501a.2 · Administrator Personnel				
501a.2a · Administrative Assistant	3,169.13	3,480.00	-310.87	91.1%
501a.2b · Office Clerk	957.95	1,153.85	-195.90	83.0%
501a.2 · Administrator Personnel - Other	0.00	0.00	0.00	0.0%
Total 501a.2 · Administrator Personnel	4,127.08	4,633.85	-506.77	89.1%
501a.3 · Ganado Personnel				
501a.3a · Lieutenant	4,515.63	3,708.00	807.63	121.8%
501a.3b · Firefighter/EMT	2,301.54	2,640.00	-338.46	87.2%
501a.3c · Part Time Volunteer	2,760.38	1,384.60	1,375.78	199.4%
501a.3 · Ganado Personnel - Other	0.00	0.00	0.00	0.0%
Total 501a.3 · Ganado Personnel	9,577.55	7,732.60	1,844.95	123.9%
501a.4 · Klagetoh Personnel				
501a.4a · Lieutenant	3,206.28	3,564.00	-357.72	90.0%
501a.4 · Klagetoh Personnel - Other	0.00	0.00	0.00	0.0%
Total 501a.4 · Klagetoh Personnel	3,206.28	3,564.00	-357.72	90.0%
501a.5 · Steamboat Personnel				
501a.5a · Lieutenant	3,276.00	3,516.00	-240.00	93.2%
501a.5 · Steamboat Personnel - Other	0.00	0.00	0.00	0.0%
Total 501a.5 · Steamboat Personnel	3,276.00	3,516.00	-240.00	93.2%

Ganado Fire District
Profit & Loss Budget vs. Actual
November 2017

	Nov 17	Budget	\$ Over Budget	% of Budget
501a.6 · Dispatch Personnel				
501a.6a · Dispatch Supervisor	3,204.01	3,444.00	-239.99	93.0%
501a.6b · Dispatcher #1	2,643.15	2,726.40	-83.25	96.9%
501a.6c · Dispatcher #2	2,299.27	2,400.00	-100.73	95.8%
501a.6d · Dispatcher #3	2,420.58	2,400.00	20.58	100.9%
501a.6e · Part Time Dispatcher	1,661.88	1,384.60	277.28	120.0%
501a.6 · Dispatch Personnel - Other	0.00	7,363.28	-7,363.28	0.0%
Total 501a.6 · Dispatch Personnel	12,228.89	19,718.28	-7,489.39	62.0%
501a.7 · Overtime/Expense	392.30	0.00	392.30	100.0%
Total 501a · CAREER PERSONNEL	38,808.10	45,164.73	-6,356.63	85.9%
501c · PART-TIME WAGES				
501c.1 · Part Time Dispatcher's wages	0.00	0.00	0.00	0.0%
501c.2 · Part Time Volunteer wages	0.00	0.00	0.00	0.0%
501c.4 · Overtime compensation	0.00	0.00	0.00	0.0%
Total 501c · PART-TIME WAGES	0.00	0.00	0.00	0.0%
Total 501 · SALARIES & WAGES	38,808.10	45,164.73	-6,356.63	85.9%
502 · EMPLOYEE BENEFITS				
Retirement	0.00	0.00	0.00	0.0%
502a · FICA	-8,983.48	2,083.33	-11,066.81	-431.2%
502b · Annual Benefits	54.00	1,384.61	-1,330.61	3.9%
Total 502 · EMPLOYEE BENEFITS	-8,929.48	3,467.94	-12,397.42	-257.5%
504 · 457 DEFFERED COMPENSATION	0.00	0.00	0.00	0.0%
Total 500 · PERSONNEL	29,878.62	48,632.67	-18,754.05	61.4%
800 · CAPITAL				
Station Remodel Ganado				
SMALL TOOLS & EQUIPMENT	0.00	0.00	0.00	0.0%
802 · IMPROVEMENTS	0.00	0.00	0.00	0.0%
804 · MACHINERY & EQUIPMENT	0.00	0.00	0.00	0.0%
Total Station Remodel Ganado	0.00	0.00	0.00	0.0%
800 · CAPITAL - Other	0.00	0.00	0.00	0.0%
Total 800 · CAPITAL	0.00	0.00	0.00	0.0%
810 · RESERVED FUND				
811 · EXCEEDING EXPENSE	0.00	0.00	0.00	0.0%
812 · IMPROVEMENTS	0.00	0.00	0.00	0.0%
Total 810 · RESERVED FUND	0.00	0.00	0.00	0.0%
Total Expense	42,351.04	70,645.10	-28,294.06	59.9%
Net Ordinary Income	236,197.57	249,364.40	-13,166.83	94.7%
Net Income	236,197.57	249,364.40	-13,166.83	94.7%

Ganado Fire District
Profit & Loss Budget vs. Actual
 July 2017 through June 2018

	Jul '17 - Jun 18	Budget	\$ Over Budget	% of Budget
Ordinary Income/Expense				
Income				
MISCELLANEOUS				
Rent	2,070.00	4,130.00	-2,060.00	50.1%
Community Training	10,447.84	13,500.00	-3,052.16	77.4%
Miscellaneous	826.40	0.00	826.40	100.0%
Total MISCELLANEOUS	13,344.24	17,630.00	-4,285.76	75.7%
TAXES				
Carry Over Expense	0.00	-180,000.00	180,000.00	0.0%
FDAT	0.00	125,189.00	-125,189.00	0.0%
Property Tax Revenue	510,612.37	625,945.00	-115,332.63	81.6%
TAXES - Other	0.00	0.00	0.00	0.0%
Total TAXES	510,612.37	571,134.00	-60,521.63	89.4%
Total Income	523,956.61	588,764.00	-64,807.39	89.0%
Gross Profit	523,956.61	588,764.00	-64,807.39	89.0%
Expense				
ADMINISTRATION				
701 · OFFICE EXPENSES				
6560 · Payroll Expenses	1,408.81	3,000.00	-1,591.19	47.0%
701a · Office supplies	5,188.42	5,100.00	88.42	101.7%
701c · Business telephone	16,453.90	10,000.00	6,453.90	164.5%
701d · Postage	232.98	350.00	-117.02	66.6%
701e · Printing and binding	0.00	50.00	-50.00	0.0%
701f · Publishing & advertisement	84.49	500.00	-415.51	16.9%
701g · Administrative travel, dues	804.81	0.00	804.81	100.0%
701h · Fire prevention	568.66	1,000.00	-431.34	56.9%
701i · Misc. expenses	0.00	0.00	0.00	0.0%
701 · OFFICE EXPENSES - Other	0.00	0.00	0.00	0.0%
Total 701 · OFFICE EXPENSES	24,742.07	20,000.00	4,742.07	123.7%
702 · PROFESSIONAL SERVICES				
702a · Fire Board Misc Expense	3,124.91	9,000.00	-5,875.09	34.7%
702b · Audit and Accounting	3,500.00	7,800.00	-4,300.00	44.9%
702g · Professional Services - Misc	11,550.00	1,200.00	10,350.00	962.5%
702 · PROFESSIONAL SERVICES - Other	7,590.00	0.00	7,590.00	100.0%
Total 702 · PROFESSIONAL SERVICES	25,764.91	18,000.00	7,764.91	143.1%
706 · REPAIRS & MAINTENANCE	0.00	823.18	-823.18	0.0%
708 · Community Benefits	0.00	0.00	0.00	0.0%
Total ADMINISTRATION	50,506.98	38,823.18	11,683.80	130.1%
OPERATIONS				
INSURANCE PROPERTY	0.00	0.00	0.00	0.0%
503 · INSURANCE				
503a · Medical, Life, Health, Etc.	21,722.24	43,000.00	-21,277.76	50.5%
503c · Unemployment Compensation	46.88	0.00	46.88	100.0%
503 · INSURANCE - Other	0.00	0.00	0.00	0.0%
Total 503 · INSURANCE	21,769.12	43,000.00	-21,230.88	50.6%
601 · FUEL/OIL/LUBE	26,749.77	40,000.00	-13,250.23	66.9%
602 · REPAIR & MAINTENANCE				
602a · Vehicle Repairs	32,424.79	25,000.00	7,424.79	129.7%
602b · Equipment Repairs	16,884.50	6,000.00	10,884.50	281.4%
602c · Building Repairs & Maintenance	1,328.40	6,000.00	-4,671.60	22.1%
602d · Home repairs	450.85	3,000.00	-2,549.15	15.0%

Ganado Fire District
Profit & Loss Budget vs. Actual
 July 2017 through June 2018

	Jul '17 - Jun 18	Budget	\$ Over Budget	% of Budget
602 · REPAIR & MAINTENANCE - Other	0.00	0.00	0.00	0.0%
Total 602 · REPAIR & MAINTENANCE	51,088.54	40,000.00	11,088.54	127.7%
604 · OTHER OPERATIONAL EXPENSES				
604a · EMS supplies	1,169.85	5,000.00	-3,830.15	23.4%
604b · Station supplies	11,287.43	6,500.00	4,787.43	173.7%
604c · Chemicals	4,915.07	5,000.00	-84.93	98.3%
604d · Turnout clothing	294.95	3,000.00	-2,705.05	9.8%
604e · Uniform Clothing	159.14	1,500.00	-1,340.86	10.6%
604f · Oxygen/air cylinder rental	1,460.06	2,000.00	-539.94	73.0%
604h · Meals	6,199.76	5,000.00	1,199.76	124.0%
604i · Equipment Rental	0.00	0.00	0.00	0.0%
604 · OTHER OPERATIONAL EXPENSES - Ot...	0.00	0.00	0.00	0.0%
Total 604 · OTHER OPERATIONAL EXPENSES	25,486.26	28,000.00	-2,513.74	91.0%
605 · COMMUNICATIONS				
605a · Communications repairs	367.66	500.00	-132.34	73.5%
605b · Communications equipment	886.40	2,500.00	-1,613.60	35.5%
605 · COMMUNICATIONS - Other	0.00	0.00	0.00	0.0%
Total 605 · COMMUNICATIONS	1,254.06	3,000.00	-1,745.94	41.8%
606 · MISC. OPERATIONAL EXPENSES	50.00	0.00	50.00	100.0%
608 · TRAINING EXPENSES				
608a · DVDs, ID Badges, etc.	413.95	0.00	413.95	100.0%
608b · Travel per diem	0.00	0.00	0.00	0.0%
608c · Tuition	9,010.67	2,000.00	7,010.67	450.5%
608d · Equip. training expenses	5,620.56	0.00	5,620.56	100.0%
608f · Motels	2,576.41	0.00	2,576.41	100.0%
608 · TRAINING EXPENSES - Other	0.00	0.00	0.00	0.0%
Total 608 · TRAINING EXPENSES	17,621.59	2,000.00	15,621.59	881.1%
609 · UTILITIES	27,939.61	50,000.00	-22,060.39	55.9%
Total OPERATIONS	171,958.95	206,000.00	-34,041.05	83.5%
500 · PERSONNEL				
501 · SALARIES & WAGES				
501a · CAREER PERSONNEL				
501a.1 · Fire Chief	26,000.00	52,000.00	-26,000.00	50.0%
501a.2 · Administrator Personnel				
501a.2a · Administrative Assistant	12,578.64	30,160.00	-17,581.36	41.7%
501a.2b · Office Clerk	5,007.10	10,000.00	-4,992.90	50.1%
501a.2 · Administrator Personnel - Other	0.00	0.00	0.00	0.0%
Total 501a.2 · Administrator Personnel	17,585.74	40,160.00	-22,574.26	43.8%
501a.3 · Ganado Personnel				
501a.3a · Lieutenant	16,075.63	32,136.00	-16,060.37	50.0%
501a.3b · Firefighter/EMT	10,021.55	22,880.00	-12,858.45	43.8%
501a.3c · Part Time Volunteer	10,490.16	12,000.00	-1,509.84	87.4%
501a.3 · Ganado Personnel - Other	0.00	0.00	0.00	0.0%
Total 501a.3 · Ganado Personnel	36,587.34	67,016.00	-30,428.66	54.6%
501a.4 · Klagetoh Personnel				
501a.4a · Lieutenant	14,172.02	30,888.00	-16,715.98	45.9%
501a.4 · Klagetoh Personnel - Other	0.00	0.00	0.00	0.0%
Total 501a.4 · Klagetoh Personnel	14,172.02	30,888.00	-16,715.98	45.9%
501a.5 · Steamboat Personnel				
501a.5a · Lieutenant	14,196.04	30,472.00	-16,275.96	46.6%
501a.5 · Steamboat Personnel - Other	0.00	0.00	0.00	0.0%

Ganado Fire District
Profit & Loss Budget vs. Actual
 July 2017 through June 2018

	Jul '17 - Jun 18	Budget	\$ Over Budget	% of Budget
Total 501a.5 · Steamboat Personnel	14,196.04	30,472.00	-16,275.96	46.6%
501a.6 · Dispatch Personnel				
501a.6a · Dispatch Supervisor	13,853.97	29,848.00	-15,994.03	46.4%
501a.6b · Dispatcher #1	11,237.39	23,628.80	-12,391.41	47.6%
501a.6c · Dispatcher #2	9,918.58	20,800.00	-10,881.42	47.7%
501a.6d · Dispatcher #3	10,150.16	20,800.00	-10,649.84	48.8%
501a.6e · Part Time Dispatcher	6,500.50	12,000.00	-5,499.50	54.2%
501a.6 · Dispatch Personnel - Other	0.00	63,644.39	-63,644.39	0.0%
Total 501a.6 · Dispatch Personnel	51,660.60	170,721.19	-119,060.59	30.3%
501a.7 · Overtime/Expense	1,017.66	0.00	1,017.66	100.0%
Total 501a · CAREER PERSONNEL	161,219.40	391,257.19	-230,037.79	41.2%
501c · PART-TIME WAGES				
501c.1 · Part Time Dispatcher's wages	0.00	0.00	0.00	0.0%
501c.2 · Part Time Volunteer wages	0.00	0.00	0.00	0.0%
501c.4 · Overtime compensation	308.95	0.00	308.95	100.0%
Total 501c · PART-TIME WAGES	308.95	0.00	308.95	100.0%
Total 501 · SALARIES & WAGES	161,528.35	391,257.19	-229,728.84	41.3%
502 · EMPLOYEE BENEFITS				
Retirement	0.00	0.00	0.00	0.0%
502a · FICA	16,066.45	25,000.00	-8,933.55	64.3%
502b · Annual Benefits	5,717.63	12,000.00	-6,282.37	47.6%
Total 502 · EMPLOYEE BENEFITS	21,784.08	37,000.00	-15,215.92	58.9%
504 · 457 DEFERRED COMPENSATION	730.00	699.80	30.20	104.3%
Total 500 · PERSONNEL	184,042.43	428,956.99	-244,914.56	42.9%
66900 · Reconciliation Discrepancies	-44,077.45			
800 · CAPITAL				
Station Remodel Ganado				
SMALL TOOLS & EQUIPMENT	0.00	0.00	0.00	0.0%
802 · IMPROVEMENTS	0.00	18.07	-18.07	0.0%
804 · MACHINERY & EQUIPMENT	0.00	0.00	0.00	0.0%
Total Station Remodel Ganado	0.00	18.07	-18.07	0.0%
800 · CAPITAL - Other	0.00	0.00	0.00	0.0%
Total 800 · CAPITAL	0.00	18.07	-18.07	0.0%
810 · RESERVED FUND				
811 · EXCEEDING EXPENSE	0.00	36,000.00	-36,000.00	0.0%
812 · IMPROVEMENTS	0.00	0.00	0.00	0.0%
Total 810 · RESERVED FUND	0.00	36,000.00	-36,000.00	0.0%
Total Expense	362,430.91	709,798.24	-347,367.33	51.1%
Net Ordinary Income	161,525.70	-121,034.24	282,559.94	-133.5%
Net Income	161,525.70	-121,034.24	282,559.94	-133.5%

1:14 PM

12/27/17

Ganado Fire District
Reconciliation Summary
County Warrant Account, Period Ending 11/30/2017

	Nov 30, 17
Beginning Balance	-339,715.34
Cleared Transactions	
Checks and Payments - 9 items	-40,915.97
Deposits and Credits - 32 items	278,203.61
Total Cleared Transactions	237,287.64
Cleared Balance	<u>-102,427.70</u>
Uncleared Transactions	
Checks and Payments - 2 items	-7,166.44
Total Uncleared Transactions	-7,166.44
Register Balance as of 11/30/2017	<u>-109,594.14</u>
New Transactions	
Checks and Payments - 38 items	-65,310.58
Total New Transactions	-65,310.58
Ending Balance	<u>-174,904.72</u>

Ganado Fire District
Reconciliation Detail
County Warrant Account, Period Ending 11/30/2017

Type	Date	Num	Name	Clr	Amount	Balance
Beginning Balance						-339,715.34
Cleared Transactions						
Checks and Payments - 9 items						
Bill Pmt -Check	11/08/2017	111662	James H. Saunders	X	-3,500.00	-3,500.00
Bill Pmt -Check	11/09/2017	111663	Ganado Fire District	X	-3,000.00	-6,500.00
Liability Check	11/14/2017		QuickBooks Payroll ...	X	-12,680.41	-19,180.41
Bill Pmt -Check	11/17/2017	111678	M. Etcitty	X	-160.00	-19,340.41
Liability Check	11/22/2017		QuickBooks Payroll ...	X	-1,247.86	-20,588.27
Liability Check	11/28/2017		QuickBooks Payroll ...	X	-13,005.73	-33,594.00
Bill Pmt -Check	11/28/2017	111695	Frontier	X	-3,633.29	-37,227.29
Bill Pmt -Check	11/28/2017	111694	Ganado Fire District	X	-3,000.00	-40,227.29
Liability Check	11/30/2017		QuickBooks Payroll ...	X	-688.68	-40,915.97
Total Checks and Payments					-40,915.97	-40,915.97
Deposits and Credits - 32 items						
Deposit	11/02/2017	Donati...		X	311.00	311.00
Paycheck	11/15/2017	111675	Wagoner, Johnavan...	X	0.00	311.00
Paycheck	11/15/2017	111677	Yazzie, Jennifer	X	0.00	311.00
Paycheck	11/15/2017	111665	Begay, Harriet J.	X	0.00	311.00
Paycheck	11/15/2017	111666	Begay, Jeremy L	X	0.00	311.00
Paycheck	11/15/2017	111676	Woodie, Dewayne G.	X	0.00	311.00
Paycheck	11/15/2017	111667	Cook, Chantel M.	X	0.00	311.00
Paycheck	11/15/2017	111674	Tsinajinnie, Jon-Myk...	X	0.00	311.00
Paycheck	11/15/2017	111668	James, Rory R.	X	0.00	311.00
Paycheck	11/15/2017	111673	Stash, Shermayne L.	X	0.00	311.00
Paycheck	11/15/2017	111672	Roanhorse, Marcarlo	X	0.00	311.00
Paycheck	11/15/2017	111669	Lee, Latasha V.	X	0.00	311.00
Paycheck	11/15/2017	111670	Leonard, Evander R.	X	0.00	311.00
Paycheck	11/15/2017	111671	Peshlakai, Lennix P	X	0.00	311.00
Paycheck	11/15/2017	111664	Attson, Shirlene L.	X	0.00	311.00
Deposit	11/15/2017	Tax D...		X	272,063.14	272,374.14
Paycheck	11/24/2017	111679	Peshlakai, Lennix P	X	0.00	272,374.14
Paycheck	11/29/2017	111684	James, Rory R.	X	0.00	272,374.14
Paycheck	11/29/2017	111687	Peshlakai, Lennix P	X	0.00	272,374.14
Paycheck	11/29/2017	111691	Wagoner, Johnavan...	X	0.00	272,374.14
Paycheck	11/29/2017	111683	Cook, Chantel M.	X	0.00	272,374.14
Paycheck	11/29/2017	111688	Roanhorse, Marcarlo	X	0.00	272,374.14
Paycheck	11/29/2017	111682	Begay, Jeremy L	X	0.00	272,374.14
Paycheck	11/29/2017	111689	Stash, Shermayne L.	X	0.00	272,374.14
Paycheck	11/29/2017	111681	Begay, Harriet J.	X	0.00	272,374.14
Paycheck	11/29/2017	111690	Tsinajinnie, Jon-Myk...	X	0.00	272,374.14
Paycheck	11/29/2017	111680	Attson, Shirlene L.	X	0.00	272,374.14
Paycheck	11/29/2017	111692	Woodie, Dewayne G.	X	0.00	272,374.14
Paycheck	11/29/2017	111693	Yazzie, Jennifer	X	0.00	272,374.14
Paycheck	11/29/2017	111685	Lee, Latasha V.	X	0.00	272,374.14
Paycheck	11/29/2017	111686	Leonard, Evander R.	X	0.00	272,374.14
Deposit	11/30/2017	Tax D...		X	5,829.47	278,203.61
Total Deposits and Credits					278,203.61	278,203.61
Total Cleared Transactions					237,287.64	237,287.64
Cleared Balance					237,287.64	-102,427.70
Uncleared Transactions						
Checks and Payments - 2 items						
Bill Pmt -Check	08/25/2017	111512	Frontier		-6,259.24	-6,259.24
Bill Pmt -Check	11/28/2017	111696	Navajo Sanitation		-907.20	-7,166.44
Total Checks and Payments					-7,166.44	-7,166.44
Total Uncleared Transactions					-7,166.44	-7,166.44
Register Balance as of 11/30/2017					230,121.20	-109,594.14
New Transactions						
Checks and Payments - 38 items						
Liability Check	12/08/2017	111728	Colonial Life		-7,741.03	-7,741.03
Bill Pmt -Check	12/08/2017	111713	Northland Pioneer C...		-5,680.00	-13,421.03

Ganado Fire District
Reconciliation Detail
County Warrant Account, Period Ending 11/30/2017

Type	Date	Num	Name	Clr	Amount	Balance
Bill Pmt -Check	12/08/2017	111716	Sam's Club		-3,707.03	-17,128.06
Bill Pmt -Check	12/08/2017	111705	FDC Rescue Products		-3,618.60	-20,746.66
Bill Pmt -Check	12/08/2017	111719	Sunstate Technolog...		-3,365.00	-24,111.66
Bill Pmt -Check	12/08/2017	111710	L.N. Curtis & Sons		-2,785.59	-26,897.25
Bill Pmt -Check	12/08/2017	111715	PFleet		-1,866.29	-28,763.54
Liability Check	12/08/2017		QuickBooks Payroll ...		-1,079.92	-29,843.46
Bill Pmt -Check	12/08/2017	111724	Navajo Tribal Utility ...		-959.19	-30,802.65
Bill Pmt -Check	12/08/2017	111706	FFRS LLC		-800.00	-31,602.65
Bill Pmt -Check	12/08/2017	111708	Goodyear Auto Serv...		-789.45	-32,392.10
Bill Pmt -Check	12/08/2017	111717	SecureCare Dental		-705.18	-33,097.28
Liability Check	12/08/2017	111726	Clearinghouse		-515.40	-33,612.68
Bill Pmt -Check	12/08/2017	111725	Bill's Discount Auto ...		-501.22	-34,113.90
Bill Pmt -Check	12/08/2017	111720	Navajo Tribal Utility ...		-487.26	-34,601.16
Liability Check	12/08/2017	111727	Security Benefit Group		-371.33	-34,972.49
Bill Pmt -Check	12/08/2017	111699	ACE Truck Service		-352.56	-35,325.05
Bill Pmt -Check	12/08/2017	111711	Navajo Tribal Utility ...		-342.43	-35,667.48
Bill Pmt -Check	12/08/2017	111709	Heiman Fire Equipm...		-294.95	-35,962.43
Bill Pmt -Check	12/08/2017	111722	Navajo Tribal Utility ...		-284.50	-36,246.93
Bill Pmt -Check	12/08/2017	111714	Orkin Pest Control		-275.00	-36,521.93
Bill Pmt -Check	12/08/2017	111729	Security Benefit Group		-247.60	-36,769.53
Bill Pmt -Check	12/08/2017	111704	Dish Network		-205.82	-36,975.35
Bill Pmt -Check	12/08/2017	111703	Cellularone of NE Ar...		-190.31	-37,165.66
Bill Pmt -Check	12/08/2017	111707	Four Corners Weldi...		-175.81	-37,341.47
Bill Pmt -Check	12/08/2017	111718	Sparkletts		-148.00	-37,489.47
Bill Pmt -Check	12/08/2017	111721	Navajo Tribal Utility ...		-126.90	-37,616.37
Bill Pmt -Check	12/08/2017	111700	AT&T		-114.90	-37,731.27
Bill Pmt -Check	12/08/2017	111712	Northern Arizona E...		-50.00	-37,781.27
Bill Pmt -Check	12/08/2017	111723	Navajo Tribal Utility ...		-39.52	-37,820.79
Liability Check	12/12/2017		QuickBooks Payroll ...		-12,889.59	-50,710.38
Liability Check	12/12/2017		QuickBooks Payroll ...		-811.48	-51,521.86
Liability Check	12/12/2017		QuickBooks Payroll ...		-262.72	-51,784.58
Bill Pmt -Check	12/13/2017	111759	Avesis Insurance		-346.05	-52,130.63
Bill Pmt -Check	12/13/2017	111761	M. Begay		-50.00	-52,180.63
Paycheck	12/13/2017	111731	John, Alfred H.		-46.17	-52,226.80
Bill Pmt -Check	12/13/2017	111760	B. James		-25.00	-52,251.80
Liability Check	12/26/2017		QuickBooks Payroll ...		-13,058.78	-65,310.58
Total Checks and Payments					-65,310.58	-65,310.58
Total New Transactions					-65,310.58	-65,310.58
Ending Balance					164,810.62	-174,904.72

Journal Activity

From 11/01/2017 To 11/30/2017 For Account Range CWTGAFD

Date&Time	Reference	Debits	Credits	Running Total
602100-1000	GENERAL EXPENSE-Cash With Treasurer			(\$339,715.34)
Nov 2, 2017 4:22:04 PM	SRP PILT 2017 GANADO FIRE DIST 6,722,120.00	\$311.00		(\$339,404.34)
Nov 9, 2017 11:59:00 PM	Warrant 5500111663		(\$3,000.00)	(\$342,404.34)
Nov 14, 2017 9:20:05 AM	Ganado Fire District Intuit Payroll (12,680.41)		(\$12,680.41)	(\$355,084.75)
Nov 15, 2017 11:59:00 PM	Warrant 5500111662		(\$3,500.00)	(\$358,584.75)
Nov 15, 2017 11:59:59 PM	distribution	\$272,063.14		(\$86,521.61)
Nov 20, 2017 11:59:00 PM	Warrant 5500111678		(\$160.00)	(\$86,681.61)
Nov 22, 2017 8:00:43 AM	GANADO FIRE DISTRICT INTUIT PAYROLL (1,247.86)		(\$1,247.86)	(\$87,929.47)
Nov 28, 2017 8:07:50 AM	GANADO FIRE DISTRICT INTUIT PAYROLL (13,005.73)		(\$13,005.73)	(\$100,935.20)
Nov 28, 2017 11:59:00 PM	Warrant 5500111694		(\$3,000.00)	(\$103,935.20)
Nov 29, 2017 11:59:00 PM	Warrant 5500111695		(\$3,633.29)	(\$107,568.49)
Nov 30, 2017 12:00:05 AM	GANADO FIRE DISTRICT INTUIT PAYROLL (688.68)	\$688.68		(\$106,879.81)
Nov 30, 2017 12:00:07 AM	GANADO FIRE DISTRICT INTUIT PAYROLL (688.68)		(\$688.68)	(\$107,568.49)
Nov 30, 2017 7:35:30 AM	GANADO FIRE DISTRICT INTUIT PAYROLL (688.68)		(\$688.68)	(\$108,257.17)
Nov 30, 2017 11:59:59 PM	distribution	\$5,829.47		(\$102,427.70)
602100-1000	GENERAL EXPENSE-Cash With Treasurer	\$278,892.29	(\$41,604.65)	(\$102,427.70)
602500-1000	GANADO FD-Cash With Treasurer			\$378.57
602500-1000	GANADO FD-Cash With Treasurer	\$0.00	\$0.00	\$378.57
602700-1000	BOND INDEBTEDNESS-Cash With Treasurer			\$7,819.35
602700-1000	BOND INDEBTEDNESS-Cash With Treasurer	\$0.00	\$0.00	\$7,819.35
	Grand Total	\$278,892.29	(\$41,604.65)	\$237,287.64

Redeemed Warrants from Nov 1, 2017 to Nov 30, 2017 Sorted By FundId, WarrantId

Issued Date	Warrant Number	Payee	Fund	Amount Redeemed	Redeemed Date
11/08/2017	5500111662	James H. Saunders, CPA, CFE, CGFM	602100	\$3,500.00	11/15/2017
11/09/2017	5500111663	Ganado Fire District	602100	\$3,000.00	11/09/2017
11/17/2017	5500111678	Margaret Etcitty	602100	\$160.00	11/20/2017
11/28/2017	5500111694	Ganado Fire District	602100	\$3,000.00	11/28/2017
11/28/2017	5500111695	Frontier	602100	\$3,633.29	11/29/2017
Sub Total		Ganado FD-GENERAL EXPENSE		\$13,293.29	

Apache County Treasurer

Tax Distribution November 1_30, 2017

Tax Fund Id	Fund Name	Tax Year	Tax	Interest	Tax Abatement	Interest Abatement	Total
	Total For Year	2017	\$7,180,303.63	\$322.84	-\$1,069.65	-\$6.92	\$7,179,549.90
	Total For Year	2016	\$40,550.90	\$4,414.29	-\$307.54	-\$12.81	\$44,644.84
	Total For Year	2015	\$3,620.97	\$1,273.03	\$0.00	\$0.00	\$4,894.00
	Total For Year	2014	\$3,073.14	\$1,603.43	\$0.00	\$0.00	\$4,676.57
	Total For Year	2013	\$1,535.13	\$999.72	\$0.00	\$0.00	\$2,534.85
	Total For Year	2012	\$2,236.98	\$1,754.22	\$0.00	\$0.00	\$3,991.20
	Total For Year	2011	\$91.30	\$93.34	\$0.00	\$0.00	\$184.64
	Total For Year	2010	\$18.68	\$34.03	\$0.00	\$0.00	\$52.71
	Total For Year	2009	\$4.95	\$12.95	\$0.00	\$0.00	\$17.90
	Grand Total		\$7,231,435.68	\$10,507.85	-\$1,377.19	-\$19.73	\$7,240,546.61
02000	APACHE COUNTY	Total	\$630,177.28	\$10,507.85	-\$139.92	-\$19.73	\$640,525.48
02000	APACHE COUNTY	2017	\$626,752.64	\$322.84	-\$106.73	-\$6.92	\$626,961.83
02000	APACHE COUNTY	2016	\$3,017.32	\$4,414.29	-\$33.19	-\$12.81	\$7,385.61
02000	APACHE COUNTY	2015	\$225.56	\$1,273.03	\$0.00	\$0.00	\$1,498.59
02000	APACHE COUNTY	2014	\$181.73	\$1,603.43	\$0.00	\$0.00	\$1,785.16
02000	Rounding	2013	\$0.00	\$999.72	\$0.00	\$0.00	\$999.72
02000	Rounding	2012	\$0.02	\$1,754.22	\$0.00	\$0.00	\$1,754.24
02000	Rounding	2011	\$0.00	\$93.34	\$0.00	\$0.00	\$93.34
02000	Rounding	2010	\$0.00	\$34.03	\$0.00	\$0.00	\$34.03
02000	Rounding	2009	\$0.01	\$12.95	\$0.00	\$0.00	\$12.96
02000P	Apache County	Total	\$230.85	\$0.00	\$0.00	\$0.00	\$230.85
02000P	Apache County	2013	\$79.82	\$0.00	\$0.00	\$0.00	\$79.82
02000P	Apache County	2012	\$142.51	\$0.00	\$0.00	\$0.00	\$142.51
02000P	Apache County	2011	\$6.89	\$0.00	\$0.00	\$0.00	\$6.89
02000P	Apache County	2010	\$1.28	\$0.00	\$0.00	\$0.00	\$1.28
02000P	Apache County	2009	\$0.35	\$0.00	\$0.00	\$0.00	\$0.35
02000S	Not Used	Total	\$0.00	\$0.00	\$0.00	\$0.00	\$0.00
02000S	Not Used	2012	\$0.00	\$0.00	\$0.00	\$0.00	\$0.00
02000S	Not Used	2011	\$0.00	\$0.00	\$0.00	\$0.00	\$0.00
02000S	Not Used	2010	\$0.00	\$0.00	\$0.00	\$0.00	\$0.00
02000S	Not Used	2009	\$0.00	\$0.00	\$0.00	\$0.00	\$0.00
02001	APACHE COUNTY SCHOOL EQUALIZATION	Total	\$524,760.47	\$0.00	-\$118.30	\$0.00	\$524,642.17
02001	APACHE COUNTY SCHOOL EQUALIZATION	2017	\$521,669.57	\$0.00	-\$88.84	\$0.00	\$521,580.73

02001	APACHE COUNTY SCHOOL EQUALIZATION	2016	\$2,679.36	\$0.00	-\$29.46	\$0.00	\$2,649.90
02001	APACHE COUNTY SCHOOL EQUALIZATION	2015	\$219.19	\$0.00	\$0.00	\$0.00	\$219.19
02001	APACHE COUNTY SCHOOL EQUALIZATION	2014	\$192.35	\$0.00	\$0.00	\$0.00	\$192.35
02001P	County School Equalization	Total	\$258.35	\$0.00	\$0.00	\$0.00	\$258.35
02001P	County School Equalization	2013	\$89.03	\$0.00	\$0.00	\$0.00	\$89.03
02001P	County School Equalization	2012	\$162.26	\$0.00	\$0.00	\$0.00	\$162.26
02001P	County School Equalization	2011	\$5.76	\$0.00	\$0.00	\$0.00	\$5.76
02001P	County School Equalization	2010	\$1.04	\$0.00	\$0.00	\$0.00	\$1.04
02001P	County School Equalization	2009	\$0.26	\$0.00	\$0.00	\$0.00	\$0.26
03000	MOBILE HOME RELOCATION FUND	Total	\$3.88	\$0.00	\$0.00	\$0.00	\$3.88
03000	MOBILE HOME RELOCATION FUND	2015	\$1.90	\$0.00	\$0.00	\$0.00	\$1.90
03000	MOBILE HOME RELOCATION FUND	2014	\$1.98	\$0.00	\$0.00	\$0.00	\$1.98
03000P	Mobile Home Relocation	Total	\$86.90	\$0.00	\$0.00	\$0.00	\$86.90
03000P	Mobile Home Relocation	2013	\$86.90	\$0.00	\$0.00	\$0.00	\$86.90
04103	TOWN OF SPRINGERVILLE	Total	\$0.00	\$0.00	\$0.00	\$0.00	\$0.00
04103	TOWN OF SPRINGERVILLE	2017	\$0.00	\$0.00	\$0.00	\$0.00	\$0.00
04103	TOWN OF SPRINGERVILLE	2016	\$0.00	\$0.00	\$0.00	\$0.00	\$0.00
04106	TOWN OF EAGAR	Total	\$0.00	\$0.00	\$0.00	\$0.00	\$0.00
04106	TOWN OF EAGAR	2017	\$0.00	\$0.00	\$0.00	\$0.00	\$0.00
04106	TOWN OF EAGAR	2016	\$0.00	\$0.00	\$0.00	\$0.00	\$0.00
04106	TOWN OF EAGAR	2015	\$0.00	\$0.00	\$0.00	\$0.00	\$0.00
04150	CITY OF ST JOHNS	Total	\$0.00	\$0.00	\$0.00	\$0.00	\$0.00
04150	CITY OF ST JOHNS	2017	\$0.00	\$0.00	\$0.00	\$0.00	\$0.00
04150	CITY OF ST JOHNS	2016	\$0.00	\$0.00	\$0.00	\$0.00	\$0.00
04150	CITY OF ST JOHNS	2015	\$0.00	\$0.00	\$0.00	\$0.00	\$0.00
05006	SD #6 CONCHO ELEMENTARY	Total	\$193,654.40	\$0.00	\$0.00	\$0.00	\$193,654.40
05006	SD #6 CONCHO ELEMENTARY	2017	\$188,264.22	\$0.00	\$0.00	\$0.00	\$188,264.22
05006	SD #6 CONCHO ELEMENTARY	2016	\$4,351.83	\$0.00	\$0.00	\$0.00	\$4,351.83
05006	SD #6 CONCHO ELEMENTARY	2015	\$686.65	\$0.00	\$0.00	\$0.00	\$686.65
05006	SD #6 CONCHO ELEMENTARY	2014	\$351.70	\$0.00	\$0.00	\$0.00	\$351.70
05006_S	SD #6 CONCHO ELEMENTARY	Total	-\$9,366.11	\$0.00	\$0.00	\$0.00	-\$9,366.11
05006_S	SD #6 CONCHO ELEMENTARY	2017	-\$9,356.03	\$0.00	\$0.00	\$0.00	-\$9,356.03
05006_S	SD #6 CONCHO ELEMENTARY	2016	-\$10.08	\$0.00	\$0.00	\$0.00	-\$10.08
05006P	Concho Elementary SD#6	Total	\$157.17	\$0.00	\$0.00	\$0.00	\$157.17
05006P	Concho Elementary SD#6	2013	\$70.40	\$0.00	\$0.00	\$0.00	\$70.40
05006P	Concho Elementary SD#6	2012	\$50.29	\$0.00	\$0.00	\$0.00	\$50.29
05006P	Concho Elementary SD#6	2011	\$23.42	\$0.00	\$0.00	\$0.00	\$23.42
05006P	Concho Elementary SD#6	2010	\$10.29	\$0.00	\$0.00	\$0.00	\$10.29
05006P	Concho Elementary SD#6	2009	\$2.77	\$0.00	\$0.00	\$0.00	\$2.77
05007	SD #7 ALPINE ELEMENTARY	Total	\$77,716.21	\$0.00	\$0.00	\$0.00	\$77,716.21

05007	SD #7 ALPINE ELEMENTARY	2017	\$77,365.97	\$0.00	\$0.00	\$0.00	\$77,365.97
05007	SD #7 ALPINE ELEMENTARY	2016	\$350.24	\$0.00	\$0.00	\$0.00	\$350.24
05007_S	SD #7 ALPINE ELEMENTARY	Total	-\$4,344.06	\$0.00	\$0.00	\$0.00	-\$4,344.06
05007_S	SD #7 ALPINE ELEMENTARY	2017	-\$4,343.88	\$0.00	\$0.00	\$0.00	-\$4,343.88
05007_S	SD #7 ALPINE ELEMENTARY	2016	-\$0.18	\$0.00	\$0.00	\$0.00	-\$0.18
05009	SD #9 VERNON ELEMENTARY	Total	\$171,731.15	\$0.00	-\$53.29	\$0.00	\$171,677.86
05009	SD #9 VERNON ELEMENTARY	2017	\$167,136.99	\$0.00	-\$53.29	\$0.00	\$167,083.70
05009	SD #9 VERNON ELEMENTARY	2016	\$3,265.76	\$0.00	\$0.00	\$0.00	\$3,265.76
05009	SD #9 VERNON ELEMENTARY	2015	\$521.29	\$0.00	\$0.00	\$0.00	\$521.29
05009	SD #9 VERNON ELEMENTARY	2014	\$807.11	\$0.00	\$0.00	\$0.00	\$807.11
05009_S	SD #9 VERNON ELEMENTARY	Total	-\$12,214.59	\$0.00	\$0.00	\$0.00	-\$12,214.59
05009_S	SD #9 VERNON ELEMENTARY	2017	-\$11,756.06	\$0.00	\$0.00	\$0.00	-\$11,756.06
05009_S	SD #9 VERNON ELEMENTARY	2016	-\$437.17	\$0.00	\$0.00	\$0.00	-\$437.17
05009_S	SD #9 VERNON ELEMENTARY	2015	-\$8.98	\$0.00	\$0.00	\$0.00	-\$8.98
05009_S	SD #9 VERNON ELEMENTARY	2014	-\$12.38	\$0.00	\$0.00	\$0.00	-\$12.38
05009P	Vernon Elemenatry School District #9	Total	\$1,510.04	\$0.00	\$0.00	\$0.00	\$1,510.04
05009P	Vernon Elemenatry School District #9	2013	\$471.53	\$0.00	\$0.00	\$0.00	\$471.53
05009P	Vernon Elemenatry School District #9	2012	\$1,001.03	\$0.00	\$0.00	\$0.00	\$1,001.03
05009P	Vernon Elemenatry School District #9	2011	\$37.48	\$0.00	\$0.00	\$0.00	\$37.48
05009P_S	Vernon Elemenatry School District #9	Total	-\$291.82	\$0.00	\$0.00	\$0.00	-\$291.82
05009P_S	Vernon Elemenatry School District #9	2013	-\$11.49	\$0.00	\$0.00	\$0.00	-\$11.49
05009P_S	Vernon Elemenatry School District #9	2012	-\$266.91	\$0.00	\$0.00	\$0.00	-\$266.91
05009P_S	Vernon Elemenatry School District #9	2011	-\$13.42	\$0.00	\$0.00	\$0.00	-\$13.42
05023	SD #23 MCNARY ELEMENTARY	Total	\$0.00	\$0.00	\$0.00	\$0.00	\$0.00
05023	SD #23 MCNARY ELEMENTARY	2017	\$0.00	\$0.00	\$0.00	\$0.00	\$0.00
06000S	Post Secondary Education	Total	\$19.59	\$0.00	\$0.00	\$0.00	\$19.59
06000S	Post Secondary Education	2013	\$19.59	\$0.00	\$0.00	\$0.00	\$19.59
07001	SD #1 ST JOHNS UNIFIED	Total	\$145,339.19	\$0.00	\$0.00	\$0.00	\$145,339.19
07001	SD #1 ST JOHNS UNIFIED	2017	\$141,154.68	\$0.00	\$0.00	\$0.00	\$141,154.68
07001	SD #1 ST JOHNS UNIFIED	2016	\$3,878.26	\$0.00	\$0.00	\$0.00	\$3,878.26
07001	SD #1 ST JOHNS UNIFIED	2015	\$283.41	\$0.00	\$0.00	\$0.00	\$283.41
07001	SD #1 ST JOHNS UNIFIED	2014	\$22.84	\$0.00	\$0.00	\$0.00	\$22.84
07001_S	SD #1 ST JOHNS UNIFIED	Total	-\$7,899.99	\$0.00	\$0.00	\$0.00	-\$7,899.99
07001_S	SD #1 ST JOHNS UNIFIED	2017	-\$7,493.60	\$0.00	\$0.00	\$0.00	-\$7,493.60
07001_S	SD #1 ST JOHNS UNIFIED	2016	-\$364.90	\$0.00	\$0.00	\$0.00	-\$364.90
07001_S	SD #1 ST JOHNS UNIFIED	2015	-\$36.31	\$0.00	\$0.00	\$0.00	-\$36.31
07001_S	SD #1 ST JOHNS UNIFIED	2014	-\$5.18	\$0.00	\$0.00	\$0.00	-\$5.18
07001P	St Johns Unified School District #1	Total	\$34.04	\$0.00	\$0.00	\$0.00	\$34.04
07001P	St Johns Unified School District #1	2013	\$11.41	\$0.00	\$0.00	\$0.00	\$11.41
07001P	St Johns Unified School District #1	2012	\$22.63	\$0.00	\$0.00	\$0.00	\$22.63

07008	SD #8 WINDOW ROCK UNIFIED	Total	\$0.00	\$0.00	\$0.00	\$0.00	\$0.00
07008	SD #8 WINDOW ROCK UNIFIED	2017	\$0.00	\$0.00	\$0.00	\$0.00	\$0.00
07010	SD #10 ROUND VALLEY UNIFIED	Total	\$1,321,613.66	\$0.00	-\$391.86	\$0.00	\$1,321,221.80
07010	SD #10 ROUND VALLEY UNIFIED	2017	\$1,317,965.92	\$0.00	-\$314.94	\$0.00	\$1,317,650.98
07010	SD #10 ROUND VALLEY UNIFIED	2016	\$3,629.81	\$0.00	-\$76.92	\$0.00	\$3,552.89
07010	SD #10 ROUND VALLEY UNIFIED	2015	\$17.93	\$0.00	\$0.00	\$0.00	\$17.93
07010_S	SD #10 ROUND VALLEY UNIFIED	Total	-\$13,084.21	\$0.00	\$0.00	\$0.00	-\$13,084.21
07010_S	SD #10 ROUND VALLEY UNIFIED	2017	-\$12,925.75	\$0.00	\$0.00	\$0.00	-\$12,925.75
07010_S	SD #10 ROUND VALLEY UNIFIED	2016	-\$158.46	\$0.00	\$0.00	\$0.00	-\$158.46
07018	SD #18 SANDERS UNIFIED	Total	\$0.00	\$0.00	\$0.00	\$0.00	\$0.00
07018	SD #18 SANDERS UNIFIED	2017	\$0.00	\$0.00	\$0.00	\$0.00	\$0.00
07018	SD #18 SANDERS UNIFIED	2016	\$0.00	\$0.00	\$0.00	\$0.00	\$0.00
07018	SD #18 SANDERS UNIFIED	2015	\$0.00	\$0.00	\$0.00	\$0.00	\$0.00
07019	SD #20 GANADO UNIFIED	Total	\$178,863.73	\$0.00	\$0.00	\$0.00	\$178,863.73
07019	SD #20 GANADO UNIFIED	2017	\$178,863.73	\$0.00	\$0.00	\$0.00	\$178,863.73
07024	SD #24 CHINLE UNIFIED	Total	\$22,833.60	\$0.00	\$0.00	\$0.00	\$22,833.60
07024	SD #24 CHINLE UNIFIED	2017	\$22,833.60	\$0.00	\$0.00	\$0.00	\$22,833.60
07024_S	SD #24 CHINLE UNIFIED	Total	-\$32.80	\$0.00	\$0.00	\$0.00	-\$32.80
07024_S	SD #24 CHINLE UNIFIED	2017	-\$32.80	\$0.00	\$0.00	\$0.00	-\$32.80
07027	SD #27 RED MESA UNIFIED	Total	\$1,227.38	\$0.00	\$0.00	\$0.00	\$1,227.38
07027	SD #27 RED MESA UNIFIED	2017	\$1,227.38	\$0.00	\$0.00	\$0.00	\$1,227.38
07999	SD #10 MINIMUM SCHOOL TAX	Total	\$237,334.13	\$0.00	-\$80.40	\$0.00	\$237,253.73
07999	SD #10 MINIMUM SCHOOL TAX	2017	\$236,196.45	\$0.00	-\$56.44	\$0.00	\$236,140.01
07999	SD #10 MINIMUM SCHOOL TAX	2016	\$1,130.74	\$0.00	-\$23.96	\$0.00	\$1,106.78
07999	SD #10 MINIMUM SCHOOL TAX	2015	\$6.94	\$0.00	\$0.00	\$0.00	\$6.94
07999_S	SD #10 MINIMUM SCHOOL TAX	Total	-\$2,366.39	\$0.00	\$0.00	\$0.00	-\$2,366.39
07999_S	SD #10 MINIMUM SCHOOL TAX	2017	-\$2,317.02	\$0.00	\$0.00	\$0.00	-\$2,317.02
07999_S	SD #10 MINIMUM SCHOOL TAX	2016	-\$49.37	\$0.00	\$0.00	\$0.00	-\$49.37
08000S	Junior College Tuition	Total	\$58.44	\$0.00	\$0.00	\$0.00	\$58.44
08000S	Junior College Tuition	2013	\$58.44	\$0.00	\$0.00	\$0.00	\$58.44
10251	NAVAPACHE HOSP DIST	Total	\$0.00	\$0.00	\$0.00	\$0.00	\$0.00
10251	NAVAPACHE HOSP DIST	2017	\$0.00	\$0.00	\$0.00	\$0.00	\$0.00
10260	WHITE MTN HEALTH CARE DIST	Total	\$70,466.38	\$0.00	-\$106.20	\$0.00	\$70,360.18
10260	WHITE MTN HEALTH CARE DIST	2017	\$68,572.17	\$0.00	-\$79.43	\$0.00	\$68,492.74
10260	WHITE MTN HEALTH CARE DIST	2016	\$1,847.89	\$0.00	-\$26.77	\$0.00	\$1,821.12
10260	WHITE MTN HEALTH CARE DIST	2015	\$43.43	\$0.00	\$0.00	\$0.00	\$43.43
10260	WHITE MTN HEALTH CARE DIST	2014	\$2.89	\$0.00	\$0.00	\$0.00	\$2.89
10260S	White Mountain Health Care District	Total	\$9.27	\$0.00	\$0.00	\$0.00	\$9.27
10260S	White Mountain Health Care District	2013	\$2.17	\$0.00	\$0.00	\$0.00	\$2.17
10260S	White Mountain Health Care District	2012	\$7.10	\$0.00	\$0.00	\$0.00	\$7.10

10270	NORTHERN HEALTH CARE DIST	Total	\$841,552.63	\$0.00	\$0.00	\$0.00	\$841,552.63
10270	NORTHERN HEALTH CARE DIST	2017	\$840,972.50	\$0.00	\$0.00	\$0.00	\$840,972.50
10270	NORTHERN HEALTH CARE DIST	2016	\$348.73	\$0.00	\$0.00	\$0.00	\$348.73
10270	NORTHERN HEALTH CARE DIST	2015	\$163.82	\$0.00	\$0.00	\$0.00	\$163.82
10270	NORTHERN HEALTH CARE DIST	2014	\$67.58	\$0.00	\$0.00	\$0.00	\$67.58
10270S	Northern Health Care District	Total	\$20.01	\$0.00	\$0.00	\$0.00	\$20.01
10270S	Northern Health Care District	2012	\$20.01	\$0.00	\$0.00	\$0.00	\$20.01
11603	FD CONCHO	Total	\$13,649.09	\$0.00	\$0.00	\$0.00	\$13,649.09
11603	FD CONCHO	2017	\$13,212.66	\$0.00	\$0.00	\$0.00	\$13,212.66
11603	FD CONCHO	2016	\$273.82	\$0.00	\$0.00	\$0.00	\$273.82
11603	FD CONCHO	2015	\$89.50	\$0.00	\$0.00	\$0.00	\$89.50
11603	FD CONCHO	2014	\$73.11	\$0.00	\$0.00	\$0.00	\$73.11
11604	FD GREER	Total	\$52,101.71	\$0.00	\$0.00	\$0.00	\$52,101.71
11604	FD GREER	2017	\$48,814.45	\$0.00	\$0.00	\$0.00	\$48,814.45
11604	FD GREER	2016	\$3,287.26	\$0.00	\$0.00	\$0.00	\$3,287.26
11605	FD ALPINE	Total	\$53,623.25	\$0.00	\$0.00	\$0.00	\$53,623.25
11605	FD ALPINE	2017	\$53,230.65	\$0.00	\$0.00	\$0.00	\$53,230.65
11605	FD ALPINE	2016	\$392.60	\$0.00	\$0.00	\$0.00	\$392.60
11618	FD PUERCO	Total	\$118,731.93	\$0.00	\$0.00	\$0.00	\$118,731.93
11618	FD PUERCO	2017	\$118,315.27	\$0.00	\$0.00	\$0.00	\$118,315.27
11618	FD PUERCO	2016	\$245.31	\$0.00	\$0.00	\$0.00	\$245.31
11618	FD PUERCO	2015	\$116.70	\$0.00	\$0.00	\$0.00	\$116.70
11618	FD PUERCO	2014	\$54.65	\$0.00	\$0.00	\$0.00	\$54.65
11619	FD GANADO	Total	\$277,892.61	\$0.00	\$0.00	\$0.00	\$277,892.61
11619	FD GANADO	2017	\$277,892.61	\$0.00	\$0.00	\$0.00	\$277,892.61
11620	FD VERNON	Total	\$62,106.83	\$0.00	\$0.00	\$0.00	\$62,106.83
11620	FD VERNON	2017	\$59,214.25	\$0.00	\$0.00	\$0.00	\$59,214.25
11620	FD VERNON	2016	\$1,586.85	\$0.00	\$0.00	\$0.00	\$1,586.85
11620	FD VERNON	2015	\$501.34	\$0.00	\$0.00	\$0.00	\$501.34
11620	FD VERNON	2014	\$804.39	\$0.00	\$0.00	\$0.00	\$804.39
11620S	Vernon Fire District	Total	\$1,165.97	\$0.00	\$0.00	\$0.00	\$1,165.97
11620S	Vernon Fire District	2013	\$489.79	\$0.00	\$0.00	\$0.00	\$489.79
11620S	Vernon Fire District	2012	\$676.18	\$0.00	\$0.00	\$0.00	\$676.18
11621	FD NUTRIOSO	Total	\$16,909.67	\$0.00	\$0.00	\$0.00	\$16,909.67
11621	FD NUTRIOSO	2017	\$16,706.36	\$0.00	\$0.00	\$0.00	\$16,706.36
11621	FD NUTRIOSO	2016	\$203.31	\$0.00	\$0.00	\$0.00	\$203.31
11900	APACHE COUNTY FD ASSISTANCE FUND	Total	\$88,683.73	\$0.00	-\$19.81	\$0.00	\$88,663.92
11900	APACHE COUNTY FD ASSISTANCE FUND	2017	\$88,181.25	\$0.00	-\$15.01	\$0.00	\$88,166.24
11900	APACHE COUNTY FD ASSISTANCE FUND	2016	\$435.89	\$0.00	-\$4.80	\$0.00	\$431.09
11900	APACHE COUNTY FD ASSISTANCE FUND	2015	\$34.58	\$0.00	\$0.00	\$0.00	\$34.58

11900	APACHE COUNTY FD ASSISTANCE FUND	2014	\$32.01	\$0.00	\$0.00	\$0.00	\$32.01
11900S	Fire District Assistance Fund	Total	\$43.05	\$0.00	\$0.00	\$0.00	\$43.05
11900S	Fire District Assistance Fund	2013	\$15.91	\$0.00	\$0.00	\$0.00	\$15.91
11900S	Fire District Assistance Fund	2012	\$25.61	\$0.00	\$0.00	\$0.00	\$25.61
11900S	Fire District Assistance Fund	2011	\$1.22	\$0.00	\$0.00	\$0.00	\$1.22
11900S	Fire District Assistance Fund	2010	\$0.24	\$0.00	\$0.00	\$0.00	\$0.24
11900S	Fire District Assistance Fund	2009	\$0.07	\$0.00	\$0.00	\$0.00	\$0.07
14900	APACHE COUNTY LIBRARY DIST	Total	\$332,999.84	\$0.00	-\$74.63	\$0.00	\$332,925.21
14900	APACHE COUNTY LIBRARY DIST	2017	\$331,107.68	\$0.00	-\$56.38	\$0.00	\$331,051.30
14900	APACHE COUNTY LIBRARY DIST	2016	\$1,658.55	\$0.00	-\$18.25	\$0.00	\$1,640.30
14900	APACHE COUNTY LIBRARY DIST	2015	\$124.01	\$0.00	\$0.00	\$0.00	\$124.01
14900	APACHE COUNTY LIBRARY DIST	2014	\$109.60	\$0.00	\$0.00	\$0.00	\$109.60
14900S	Library District	Total	\$125.85	\$0.00	\$0.00	\$0.00	\$125.85
14900S	Library District	2013	\$42.33	\$0.00	\$0.00	\$0.00	\$42.33
14900S	Library District	2012	\$77.55	\$0.00	\$0.00	\$0.00	\$77.55
14900S	Library District	2011	\$4.82	\$0.00	\$0.00	\$0.00	\$4.82
14900S	Library District	2010	\$0.90	\$0.00	\$0.00	\$0.00	\$0.90
14900S	Library District	2009	\$0.25	\$0.00	\$0.00	\$0.00	\$0.25
14901	APACHE COUNTY LIBRARY BOND	Total	\$131,409.37	\$0.00	-\$29.50	\$0.00	\$131,379.87
14901	APACHE COUNTY LIBRARY BOND	2017	\$130,666.57	\$0.00	-\$22.24	\$0.00	\$130,644.33
14901	APACHE COUNTY LIBRARY BOND	2016	\$659.47	\$0.00	-\$7.26	\$0.00	\$652.21
14901	APACHE COUNTY LIBRARY BOND	2015	\$45.62	\$0.00	\$0.00	\$0.00	\$45.62
14901	APACHE COUNTY LIBRARY BOND	2014	\$37.71	\$0.00	\$0.00	\$0.00	\$37.71
14901S	Library Bond	Total	\$56.95	\$0.00	\$0.00	\$0.00	\$56.95
14901S	Library Bond	2013	\$15.93	\$0.00	\$0.00	\$0.00	\$15.93
14901S	Library Bond	2012	\$39.13	\$0.00	\$0.00	\$0.00	\$39.13
14901S	Library Bond	2011	\$1.51	\$0.00	\$0.00	\$0.00	\$1.51
14901S	Library Bond	2010	\$0.28	\$0.00	\$0.00	\$0.00	\$0.28
14901S	Library Bond	2009	\$0.10	\$0.00	\$0.00	\$0.00	\$0.10
15000	APACHE COUNTY FLOOD CONTROL DIST	Total	\$28,650.69	\$0.00	-\$20.30	\$0.00	\$28,630.39
15000	APACHE COUNTY FLOOD CONTROL DIST	2017	\$28,160.14	\$0.00	-\$15.36	\$0.00	\$28,144.78
15000	APACHE COUNTY FLOOD CONTROL DIST	2016	\$438.80	\$0.00	-\$4.94	\$0.00	\$433.86
15000	APACHE COUNTY FLOOD CONTROL DIST	2015	\$35.42	\$0.00	\$0.00	\$0.00	\$35.42
15000	APACHE COUNTY FLOOD CONTROL DIST	2014	\$16.33	\$0.00	\$0.00	\$0.00	\$16.33
16000	DWID OJO BONITO	Total	\$0.00	\$0.00	\$0.00	\$0.00	\$0.00
16000	DWID OJO BONITO	2017	\$0.00	\$0.00	\$0.00	\$0.00	\$0.00
16001	DWID VERNON	Total	\$0.00	\$0.00	\$0.00	\$0.00	\$0.00
16001	DWID VERNON	2017	\$0.00	\$0.00	\$0.00	\$0.00	\$0.00
16001	DWID VERNON	2016	\$0.00	\$0.00	\$0.00	\$0.00	\$0.00
16002	DWID ALPINE	Total	\$0.00	\$0.00	\$0.00	\$0.00	\$0.00

16002	DWID ALPINE	2017	\$0.00	\$0.00	\$0.00	\$0.00	\$0.00
20603	WID GREER BOND	Total	\$0.00	\$0.00	\$0.00	\$0.00	\$0.00
20603	WID GREER BOND	2017	\$0.00	\$0.00	\$0.00	\$0.00	\$0.00
21701	SAN DIST ALPINE	Total	\$16,659.18	\$0.00	\$0.00	\$0.00	\$16,659.18
21701	SAN DIST ALPINE	2017	\$16,659.18	\$0.00	\$0.00	\$0.00	\$16,659.18
21710	SAN DIST LITTLE COLORADO	Total	\$4,934.15	\$0.00	\$0.00	\$0.00	\$4,934.15
21710	SAN DIST LITTLE COLORADO	2017	\$4,632.28	\$0.00	\$0.00	\$0.00	\$4,632.28
21710	SAN DIST LITTLE COLORADO	2016	\$301.87	\$0.00	\$0.00	\$0.00	\$301.87
23951	RES DIST #8 NAVAJO INDIAN	Total	\$0.00	\$0.00	\$0.00	\$0.00	\$0.00
23951	RES DIST #8 NAVAJO INDIAN	2017	\$0.00	\$0.00	\$0.00	\$0.00	\$0.00
23952	RES DIST #10 APACHE INDIAN	Total	\$0.00	\$0.00	\$0.00	\$0.00	\$0.00
23952	RES DIST #10 APACHE INDIAN	2017	\$0.00	\$0.00	\$0.00	\$0.00	\$0.00
23953	RES DIST #18 NAVAJO INDIAN	Total	\$0.00	\$0.00	\$0.00	\$0.00	\$0.00
23953	RES DIST #18 NAVAJO INDIAN	2017	\$0.00	\$0.00	\$0.00	\$0.00	\$0.00
23953	RES DIST #18 NAVAJO INDIAN	2016	\$0.00	\$0.00	\$0.00	\$0.00	\$0.00
23953	RES DIST #18 NAVAJO INDIAN	2015	\$0.00	\$0.00	\$0.00	\$0.00	\$0.00
23954	RES DIST #19 NAVAJO INDIAN	Total	\$0.00	\$0.00	\$0.00	\$0.00	\$0.00
23954	RES DIST #19 NAVAJO INDIAN	2017	\$0.00	\$0.00	\$0.00	\$0.00	\$0.00
23955	RES DIST #23 APACHE INDIAN	Total	\$0.00	\$0.00	\$0.00	\$0.00	\$0.00
23955	RES DIST #23 APACHE INDIAN	2017	\$0.00	\$0.00	\$0.00	\$0.00	\$0.00
23956	RES DIST #24 NAVAJO INDIAN	Total	\$0.00	\$0.00	\$0.00	\$0.00	\$0.00
23956	RES DIST #24 NAVAJO INDIAN	2017	\$0.00	\$0.00	\$0.00	\$0.00	\$0.00
23957	RES DIST #27 NAVAJO INDIAN	Total	\$0.00	\$0.00	\$0.00	\$0.00	\$0.00
23957	RES DIST #27 NAVAJO INDIAN	2017	\$0.00	\$0.00	\$0.00	\$0.00	\$0.00
28000	APACHE COUNTY JAIL DIST	Total	\$214,836.69	\$0.00	-\$48.14	\$0.00	\$214,788.55
28000	APACHE COUNTY JAIL DIST	2017	\$213,604.04	\$0.00	-\$36.37	\$0.00	\$213,567.67
28000	APACHE COUNTY JAIL DIST	2016	\$1,069.67	\$0.00	-\$11.77	\$0.00	\$1,057.90
28000	APACHE COUNTY JAIL DIST	2015	\$86.72	\$0.00	\$0.00	\$0.00	\$86.72
28000	APACHE COUNTY JAIL DIST	2014	\$76.26	\$0.00	\$0.00	\$0.00	\$76.26
28000S	Jail District	Total	\$113.29	\$0.00	\$0.00	\$0.00	\$113.29
28000S	Jail District	2013	\$39.19	\$0.00	\$0.00	\$0.00	\$39.19
28000S	Jail District	2012	\$69.99	\$0.00	\$0.00	\$0.00	\$69.99
28000S	Jail District	2011	\$3.36	\$0.00	\$0.00	\$0.00	\$3.36
28000S	Jail District	2010	\$0.59	\$0.00	\$0.00	\$0.00	\$0.59
28000S	Jail District	2009	\$0.16	\$0.00	\$0.00	\$0.00	\$0.16
28002	APACHE COUNTY JAIL DIST - JUVENILE	Total	\$96,545.14	\$0.00	-\$21.64	\$0.00	\$96,523.50
28002	APACHE COUNTY JAIL DIST - JUVENILE	2017	\$95,993.37	\$0.00	-\$16.35	\$0.00	\$95,977.02
28002	APACHE COUNTY JAIL DIST - JUVENILE	2016	\$480.85	\$0.00	-\$5.29	\$0.00	\$475.56
28002	APACHE COUNTY JAIL DIST - JUVENILE	2015	\$35.98	\$0.00	\$0.00	\$0.00	\$35.98
28002	APACHE COUNTY JAIL DIST - JUVENILE	2014	\$34.94	\$0.00	\$0.00	\$0.00	\$34.94

28002S	Juvenile Jail District	Total	\$46.21	\$0.00	\$0.00	\$0.00	\$46.21
28002S	Juvenile Jail District	2013	\$18.21	\$0.00	\$0.00	\$0.00	\$18.21
28002S	Juvenile Jail District	2012	\$26.22	\$0.00	\$0.00	\$0.00	\$26.22
28002S	Juvenile Jail District	2011	\$1.41	\$0.00	\$0.00	\$0.00	\$1.41
28002S	Juvenile Jail District	2010	\$0.29	\$0.00	\$0.00	\$0.00	\$0.29
28002S	Juvenile Jail District	2009	\$0.08	\$0.00	\$0.00	\$0.00	\$0.08
28003	CID CONCHO WASTEWATER	Total	\$5,245.97	\$0.00	\$0.00	\$0.00	\$5,245.97
28003	CID CONCHO WASTEWATER	2017	\$4,553.95	\$0.00	\$0.00	\$0.00	\$4,553.95
28003	CID CONCHO WASTEWATER	2016	\$605.96	\$0.00	\$0.00	\$0.00	\$605.96
28003	CID CONCHO WASTEWATER	2015	\$86.06	\$0.00	\$0.00	\$0.00	\$86.06
28003SD	CID CONCHO WASTEWATER	Total	\$0.00	\$0.00	\$0.00	\$0.00	\$0.00
28003SD	CID CONCHO WASTEWATER	2017	\$0.00	\$0.00	\$0.00	\$0.00	\$0.00
28003SD	CID CONCHO WASTEWATER	2016	\$0.00	\$0.00	\$0.00	\$0.00	\$0.00
28003SD	CID CONCHO WASTEWATER	2015	\$0.00	\$0.00	\$0.00	\$0.00	\$0.00
29999	APACHE COUNTY PUBLIC HEALTH DIST	Total	\$268,715.42	\$0.00	-\$57.09	\$0.00	\$268,658.33
29999	APACHE COUNTY PUBLIC HEALTH DIST	2017	\$267,540.14	\$0.00	-\$45.56	\$0.00	\$267,494.58
29999	APACHE COUNTY PUBLIC HEALTH DIST	2016	\$1,048.81	\$0.00	-\$11.53	\$0.00	\$1,037.28
29999	APACHE COUNTY PUBLIC HEALTH DIST	2015	\$78.42	\$0.00	\$0.00	\$0.00	\$78.42
29999	APACHE COUNTY PUBLIC HEALTH DIST	2014	\$48.05	\$0.00	\$0.00	\$0.00	\$48.05
29999S	Public Health District	Total	\$70.73	\$0.00	\$0.00	\$0.00	\$70.73
29999S	Public Health District	2013	\$24.97	\$0.00	\$0.00	\$0.00	\$24.97
29999S	Public Health District	2012	\$42.84	\$0.00	\$0.00	\$0.00	\$42.84
29999S	Public Health District	2011	\$2.33	\$0.00	\$0.00	\$0.00	\$2.33
29999S	Public Health District	2010	\$0.46	\$0.00	\$0.00	\$0.00	\$0.46
29999S	Public Health District	2009	\$0.13	\$0.00	\$0.00	\$0.00	\$0.13
30000	NORTHERN AZ VIT	Total	\$38,436.37	\$0.00	-\$8.73	\$0.00	\$38,427.64
30000	NORTHERN AZ VIT	2017	\$38,431.03	\$0.00	-\$8.73	\$0.00	\$38,422.30
30000	NORTHERN AZ VIT	2015	\$5.01	\$0.00	\$0.00	\$0.00	\$5.01
30000	NORTHERN AZ VIT	2014	\$0.33	\$0.00	\$0.00	\$0.00	\$0.33
30000E	NORTHERN AZ VIT	Total	\$192.63	\$0.00	-\$2.94	\$0.00	\$189.69
30000E	NORTHERN AZ VIT	2016	\$192.63	\$0.00	-\$2.94	\$0.00	\$189.69
30000S	Northern Arizona VIT	Total	\$1.08	\$0.00	\$0.00	\$0.00	\$1.08
30000S	Northern Arizona VIT	2013	\$0.25	\$0.00	\$0.00	\$0.00	\$0.25
30000S	Northern Arizona VIT	2012	\$0.83	\$0.00	\$0.00	\$0.00	\$0.83
30001	NATIVE	Total	\$10,951.63	\$0.00	\$0.00	\$0.00	\$10,951.63
30001	NATIVE	2017	\$10,948.44	\$0.00	\$0.00	\$0.00	\$10,948.44
30001	NATIVE	2015	\$2.14	\$0.00	\$0.00	\$0.00	\$2.14
30001	NATIVE	2014	\$1.05	\$0.00	\$0.00	\$0.00	\$1.05
30001E	NATIVE	Total	\$4.61	\$0.00	\$0.00	\$0.00	\$4.61
30001E	NATIVE	2016	\$4.61	\$0.00	\$0.00	\$0.00	\$4.61


30001S	Northeast AZ Tech Inst Of Voc Educ	Total	\$0.34	\$0.00	\$0.00	\$0.00	\$0.34
30001S	Northeast AZ Tech Inst Of Voc Educ	2012	\$0.34	\$0.00	\$0.00	\$0.00	\$0.34
52000	APACHE COUNTY	Total	\$0.00	\$0.00	\$0.00	\$0.00	\$0.00
52000	APACHE COUNTY	2017	\$0.00	\$0.00	\$0.00	\$0.00	\$0.00
52000	APACHE COUNTY	2016	\$0.00	\$0.00	\$0.00	\$0.00	\$0.00
52000	APACHE COUNTY	2015	\$0.00	\$0.00	\$0.00	\$0.00	\$0.00
52000S	Apache Co Override	Total	\$10.18	\$0.00	\$0.00	\$0.00	\$10.18
52000S	Apache Co Override	2011	\$8.32	\$0.00	\$0.00	\$0.00	\$8.32
52000S	Apache Co Override	2010	\$1.49	\$0.00	\$0.00	\$0.00	\$1.49
52000S	Apache Co Override	2009	\$0.37	\$0.00	\$0.00	\$0.00	\$0.37
54103	TOWN OF SPRINGERVILLE	Total	\$0.00	\$0.00	\$0.00	\$0.00	\$0.00
54103	TOWN OF SPRINGERVILLE	2017	\$0.00	\$0.00	\$0.00	\$0.00	\$0.00
54103	TOWN OF SPRINGERVILLE	2016	\$0.00	\$0.00	\$0.00	\$0.00	\$0.00
54106	TOWN OF EAGAR	Total	\$0.00	\$0.00	\$0.00	\$0.00	\$0.00
54106	TOWN OF EAGAR	2017	\$0.00	\$0.00	\$0.00	\$0.00	\$0.00
54106	TOWN OF EAGAR	2016	\$0.00	\$0.00	\$0.00	\$0.00	\$0.00
54106	TOWN OF EAGAR	2015	\$0.00	\$0.00	\$0.00	\$0.00	\$0.00
54150	CITY OF ST JOHNS	Total	\$0.00	\$0.00	\$0.00	\$0.00	\$0.00
54150	CITY OF ST JOHNS	2017	\$0.00	\$0.00	\$0.00	\$0.00	\$0.00
54150	CITY OF ST JOHNS	2016	\$0.00	\$0.00	\$0.00	\$0.00	\$0.00
54150	CITY OF ST JOHNS	2015	\$0.00	\$0.00	\$0.00	\$0.00	\$0.00
55006	SD #6 BUDGET OVERRIDES	Total	\$0.00	\$0.00	\$0.00	\$0.00	\$0.00
55006	SD #6 BUDGET OVERRIDES	2017	\$0.00	\$0.00	\$0.00	\$0.00	\$0.00
55006	SD #6 BUDGET OVERRIDES	2016	\$0.00	\$0.00	\$0.00	\$0.00	\$0.00
55006	SD #6 BUDGET OVERRIDES	2015	\$0.00	\$0.00	\$0.00	\$0.00	\$0.00
55006S	SD #6 BUDGET OVERRIDES	Total	\$0.13	\$0.00	\$0.00	\$0.00	\$0.13
55006S	SD #6 BUDGET OVERRIDES	2009	\$0.13	\$0.00	\$0.00	\$0.00	\$0.13
55007	SD #7 BUDGET OVERRIDES	Total	\$0.00	\$0.00	\$0.00	\$0.00	\$0.00
55007	SD #7 BUDGET OVERRIDES	2017	\$0.00	\$0.00	\$0.00	\$0.00	\$0.00
55007	SD #7 BUDGET OVERRIDES	2016	\$0.00	\$0.00	\$0.00	\$0.00	\$0.00
55009	SD #9 BUDGET OVERRIDES	Total	\$0.00	\$0.00	\$0.00	\$0.00	\$0.00
55009	SD #9 BUDGET OVERRIDES	2017	\$0.00	\$0.00	\$0.00	\$0.00	\$0.00
55009	SD #9 BUDGET OVERRIDES	2016	\$0.00	\$0.00	\$0.00	\$0.00	\$0.00
55009	SD #9 BUDGET OVERRIDES	2015	\$0.00	\$0.00	\$0.00	\$0.00	\$0.00
55023	SD #23 BUDGET OVERRIDES	Total	\$0.00	\$0.00	\$0.00	\$0.00	\$0.00
55023	SD #23 BUDGET OVERRIDES	2017	\$0.00	\$0.00	\$0.00	\$0.00	\$0.00
56000	POST SECONDARY EDUC	Total	\$150,660.05	\$0.00	-\$33.75	\$0.00	\$150,626.30
56000	POST SECONDARY EDUC	2017	\$149,822.45	\$0.00	-\$25.51	\$0.00	\$149,796.94
56000	POST SECONDARY EDUC	2016	\$748.80	\$0.00	-\$8.24	\$0.00	\$740.56
56000	POST SECONDARY EDUC	2015	\$50.67	\$0.00	\$0.00	\$0.00	\$50.67

56000	APACHE COUNTY POST SECONDARY EDUC	2014	\$38.13	\$0.00	\$0.00	\$0.00	\$38.13
57001	SD #1 BUDGET OVERRIDES	Total	\$24,418.03	\$0.00	\$0.00	\$0.00	\$24,418.03
57001	SD #1 BUDGET OVERRIDES	2017	\$24,077.59	\$0.00	\$0.00	\$0.00	\$24,077.59
57001	SD #1 BUDGET OVERRIDES	2016	\$312.98	\$0.00	\$0.00	\$0.00	\$312.98
57001	SD #1 BUDGET OVERRIDES	2015	\$25.29	\$0.00	\$0.00	\$0.00	\$25.29
57001	SD #1 BUDGET OVERRIDES	2014	\$2.17	\$0.00	\$0.00	\$0.00	\$2.17
57001S	SJUSD #1 Budget Override	Total	\$5.71	\$0.00	\$0.00	\$0.00	\$5.71
57001S	SJUSD #1 Budget Override	2013	\$2.06	\$0.00	\$0.00	\$0.00	\$2.06
57001S	SJUSD #1 Budget Override	2012	\$3.65	\$0.00	\$0.00	\$0.00	\$3.65
57008	SD #8 BUDGET OVERRIDES	Total	\$0.00	\$0.00	\$0.00	\$0.00	\$0.00
57008	SD #8 BUDGET OVERRIDES	2017	\$0.00	\$0.00	\$0.00	\$0.00	\$0.00
57010	SD #10 BUDGET OVERRIDES	Total	\$195,294.94	\$0.00	-\$61.78	\$0.00	\$195,233.16
57010	SD #10 BUDGET OVERRIDES	2017	\$194,570.28	\$0.00	-\$46.49	\$0.00	\$194,523.79
57010	SD #10 BUDGET OVERRIDES	2016	\$721.44	\$0.00	-\$15.29	\$0.00	\$706.15
57010	SD #10 BUDGET OVERRIDES	2015	\$3.22	\$0.00	\$0.00	\$0.00	\$3.22
57018	SD #18 BUDGET OVERRIDES	Total	\$0.00	\$0.00	\$0.00	\$0.00	\$0.00
57018	SD #18 BUDGET OVERRIDES	2017	\$0.00	\$0.00	\$0.00	\$0.00	\$0.00
57018	SD #18 BUDGET OVERRIDES	2016	\$0.00	\$0.00	\$0.00	\$0.00	\$0.00
57018	SD #18 BUDGET OVERRIDES	2015	\$0.00	\$0.00	\$0.00	\$0.00	\$0.00
57019	SD #20 BUDGET OVERRIDES	Total	\$0.00	\$0.00	\$0.00	\$0.00	\$0.00
57019	SD #20 BUDGET OVERRIDES	2017	\$0.00	\$0.00	\$0.00	\$0.00	\$0.00
57024	SD #24 BUDGET OVERRIDES	Total	\$0.00	\$0.00	\$0.00	\$0.00	\$0.00
57024	SD #24 BUDGET OVERRIDES	2017	\$0.00	\$0.00	\$0.00	\$0.00	\$0.00
57027	SD #27 BUDGET OVERRIDES	Total	\$0.00	\$0.00	\$0.00	\$0.00	\$0.00
57027	SD #27 BUDGET OVERRIDES	2017	\$0.00	\$0.00	\$0.00	\$0.00	\$0.00
58000	APACHE COUNTY JR COLLEGE TUITION	Total	\$403,143.59	\$0.00	-\$85.89	\$0.00	\$403,057.70
58000	JR COLLEGE TUITION	2017	\$401,310.22	\$0.00	-\$68.33	\$0.00	\$401,241.89
58000	JR COLLEGE TUITION	2016	\$1,596.48	\$0.00	-\$17.56	\$0.00	\$1,578.92
58000	JR COLLEGE TUITION	2015	\$129.47	\$0.00	\$0.00	\$0.00	\$129.47
58000	APACHE COUNTY JR COLLEGE TUITION	2014	\$107.42	\$0.00	\$0.00	\$0.00	\$107.42
65006	SD #6 CLASS A BONDS	Total	\$0.00	\$0.00	\$0.00	\$0.00	\$0.00
65006	SD #6 CLASS A BONDS	2017	\$0.00	\$0.00	\$0.00	\$0.00	\$0.00
65006	SD #6 CLASS A BONDS	2016	\$0.00	\$0.00	\$0.00	\$0.00	\$0.00
65006	SD #6 CLASS A BONDS	2015	\$0.00	\$0.00	\$0.00	\$0.00	\$0.00
65007	SD #7 CLASS A BONDS	Total	\$0.00	\$0.00	\$0.00	\$0.00	\$0.00
65007	SD #7 CLASS A BONDS	2017	\$0.00	\$0.00	\$0.00	\$0.00	\$0.00
65007	SD #7 CLASS A BONDS	2016	\$0.00	\$0.00	\$0.00	\$0.00	\$0.00
65009	SD #9 CLASS A	Total	\$0.00	\$0.00	\$0.00	\$0.00	\$0.00
65009	SD #9 CLASS A	2017	\$0.00	\$0.00	\$0.00	\$0.00	\$0.00
65009	SD #9 CLASS A	2016	\$0.00	\$0.00	\$0.00	\$0.00	\$0.00

65009	SD #9 CLASS A	2015	\$0.00	\$0.00	\$0.00	\$0.00	\$0.00
65023	SD #23 CLASS A BONDS	Total	\$0.00	\$0.00	\$0.00	\$0.00	\$0.00
65023	SD #23 CLASS A BONDS	2017	\$0.00	\$0.00	\$0.00	\$0.00	\$0.00
67001	SD #1 CLASS A BONDS	Total	\$0.00	\$0.00	\$0.00	\$0.00	\$0.00
67001	SD #1 CLASS A BONDS	2017	\$0.00	\$0.00	\$0.00	\$0.00	\$0.00
67001	SD #1 CLASS A BONDS	2016	\$0.00	\$0.00	\$0.00	\$0.00	\$0.00
67001	SD #1 CLASS A BONDS	2015	\$0.00	\$0.00	\$0.00	\$0.00	\$0.00
67008	SD #8 CLASS A BONDS	Total	\$0.00	\$0.00	\$0.00	\$0.00	\$0.00
67008	SD #8 CLASS A BONDS	2017	\$0.00	\$0.00	\$0.00	\$0.00	\$0.00
67010	SD #10 CLASS A BONDS	Total	\$0.00	\$0.00	\$0.00	\$0.00	\$0.00
67010	SD #10 CLASS A BONDS	2017	\$0.00	\$0.00	\$0.00	\$0.00	\$0.00
67010	SD #10 CLASS A BONDS	2016	\$0.00	\$0.00	\$0.00	\$0.00	\$0.00
67010	SD #10 CLASS A BONDS	2015	\$0.00	\$0.00	\$0.00	\$0.00	\$0.00
67018	SD #18 CLASS A BONDS	Total	\$0.00	\$0.00	\$0.00	\$0.00	\$0.00
67018	SD #18 CLASS A BONDS	2017	\$0.00	\$0.00	\$0.00	\$0.00	\$0.00
67018	SD #18 CLASS A BONDS	2016	\$0.00	\$0.00	\$0.00	\$0.00	\$0.00
67018	SD #18 CLASS A BONDS	2015	\$0.00	\$0.00	\$0.00	\$0.00	\$0.00
67019	SD #20 CLASS A BONDS	Total	\$0.00	\$0.00	\$0.00	\$0.00	\$0.00
67019	SD #20 CLASS A BONDS	2017	\$0.00	\$0.00	\$0.00	\$0.00	\$0.00
67024	SD #24 CLASS A BONDS	Total	\$0.00	\$0.00	\$0.00	\$0.00	\$0.00
67024	SD #24 CLASS A BONDS	2017	\$0.00	\$0.00	\$0.00	\$0.00	\$0.00
67027	SD #27 CLASS A BONDS	Total	\$0.00	\$0.00	\$0.00	\$0.00	\$0.00
67027	SD #27 CLASS A BONDS	2017	\$0.00	\$0.00	\$0.00	\$0.00	\$0.00
75006	SD #6 CLASS B BONDS	Total	\$17,778.32	\$0.00	\$0.00	\$0.00	\$17,778.32
75006	SD #6 CLASS B BONDS	2017	\$17,346.62	\$0.00	\$0.00	\$0.00	\$17,346.62
75006	SD #6 CLASS B BONDS	2016	\$362.96	\$0.00	\$0.00	\$0.00	\$362.96
75006	SD #6 CLASS B BONDS	2015	\$42.37	\$0.00	\$0.00	\$0.00	\$42.37
75006	SD #6 CLASS B BONDS	2014	\$26.37	\$0.00	\$0.00	\$0.00	\$26.37
75007	SD #7 CLASS B BONDS	Total	\$0.00	\$0.00	\$0.00	\$0.00	\$0.00
75007	SD #7 CLASS B BONDS	2017	\$0.00	\$0.00	\$0.00	\$0.00	\$0.00
75007	SD #7 CLASS B BONDS	2016	\$0.00	\$0.00	\$0.00	\$0.00	\$0.00
75009	SD #9 CLASS B BONDS	Total	\$0.00	\$0.00	\$0.00	\$0.00	\$0.00
75009	SD #9 CLASS B BONDS	2017	\$0.00	\$0.00	\$0.00	\$0.00	\$0.00
75009	SD #9 CLASS B BONDS	2016	\$0.00	\$0.00	\$0.00	\$0.00	\$0.00
75009	SD #9 CLASS B BONDS	2015	\$0.00	\$0.00	\$0.00	\$0.00	\$0.00
75023	SD #23 CLASS B BONDS	Total	\$0.00	\$0.00	\$0.00	\$0.00	\$0.00
75023	SD #23 CLASS B BONDS	2017	\$0.00	\$0.00	\$0.00	\$0.00	\$0.00
77001	SD #1 CLASS B BONDS	Total	\$0.00	\$0.00	\$0.00	\$0.00	\$0.00
77001	SD #1 CLASS B BONDS	2017	\$0.00	\$0.00	\$0.00	\$0.00	\$0.00
77001	SD #1 CLASS B BONDS	2016	\$0.00	\$0.00	\$0.00	\$0.00	\$0.00

77001	SD #1 CLASS B BONDS	2015	\$0.00	\$0.00	\$0.00	\$0.00	\$0.00
77006S	Concho School Class B Bond	Total	\$16.41	\$0.00	\$0.00	\$0.00	\$16.41
77006S	Concho School Class B Bond	2013	\$8.69	\$0.00	\$0.00	\$0.00	\$8.69
77006S	Concho School Class B Bond	2012	\$4.58	\$0.00	\$0.00	\$0.00	\$4.58
77006S	Concho School Class B Bond	2011	\$2.34	\$0.00	\$0.00	\$0.00	\$2.34
77006S	Concho School Class B Bond	2010	\$0.80	\$0.00	\$0.00	\$0.00	\$0.80
77008	SD #8 CLASS B BONDS	Total	\$177,425.18	\$0.00	\$0.00	\$0.00	\$177,425.18
77008	SD #8 CLASS B BONDS	2017	\$177,425.18	\$0.00	\$0.00	\$0.00	\$177,425.18
77010	SD #10 CLASS B BONDS	Total	\$57,582.11	\$0.00	-\$23.02	\$0.00	\$57,559.09
77010	SD #10 CLASS B BONDS	2017	\$57,136.29	\$0.00	-\$13.65	\$0.00	\$57,122.64
77010	SD #10 CLASS B BONDS	2016	\$442.20	\$0.00	-\$9.37	\$0.00	\$432.83
77010	SD #10 CLASS B BONDS	2015	\$3.62	\$0.00	\$0.00	\$0.00	\$3.62
77018	SD #18 CLASS B BONDS	Total	\$0.00	\$0.00	\$0.00	\$0.00	\$0.00
77018	SD #18 CLASS B BONDS	2017	\$0.00	\$0.00	\$0.00	\$0.00	\$0.00
77018	SD #18 CLASS B BONDS	2016	\$0.00	\$0.00	\$0.00	\$0.00	\$0.00
77018	SD #18 CLASS B BONDS	2015	\$0.00	\$0.00	\$0.00	\$0.00	\$0.00
77019	SD #20 CLASS B BONDS	Total	\$0.00	\$0.00	\$0.00	\$0.00	\$0.00
77019	SD #20 CLASS B BONDS	2017	\$0.00	\$0.00	\$0.00	\$0.00	\$0.00
77024	SD #24 CLASS B BONDS	Total	\$0.00	\$0.00	\$0.00	\$0.00	\$0.00
77024	SD #24 CLASS B BONDS	2017	\$0.00	\$0.00	\$0.00	\$0.00	\$0.00
77027	SD #27 CLASS B BONDS	Total	\$0.00	\$0.00	\$0.00	\$0.00	\$0.00
77027	SD #27 CLASS B BONDS	2017	\$0.00	\$0.00	\$0.00	\$0.00	\$0.00
85006	SD #6 ADJACENT WAYS	Total	\$0.00	\$0.00	\$0.00	\$0.00	\$0.00
85006	SD #6 ADJACENT WAYS	2017	\$0.00	\$0.00	\$0.00	\$0.00	\$0.00
85006	SD #6 ADJACENT WAYS	2016	\$0.00	\$0.00	\$0.00	\$0.00	\$0.00
85006	SD #6 ADJACENT WAYS	2015	\$0.00	\$0.00	\$0.00	\$0.00	\$0.00
85007	SD #7 ADJACENT WAYS	Total	\$0.00	\$0.00	\$0.00	\$0.00	\$0.00
85007	SD #7 ADJACENT WAYS	2017	\$0.00	\$0.00	\$0.00	\$0.00	\$0.00
85007	SD #7 ADJACENT WAYS	2016	\$0.00	\$0.00	\$0.00	\$0.00	\$0.00
85009	SD #9 ADJACENT WAYS	Total	\$0.00	\$0.00	\$0.00	\$0.00	\$0.00
85009	SD #9 ADJACENT WAYS	2017	\$0.00	\$0.00	\$0.00	\$0.00	\$0.00
85009	SD #9 ADJACENT WAYS	2016	\$0.00	\$0.00	\$0.00	\$0.00	\$0.00
85009	SD #9 ADJACENT WAYS	2015	\$0.00	\$0.00	\$0.00	\$0.00	\$0.00
85023	SD #23 ADJACENT WAYS	Total	\$0.00	\$0.00	\$0.00	\$0.00	\$0.00
85023	SD #23 ADJACENT WAYS	2017	\$0.00	\$0.00	\$0.00	\$0.00	\$0.00
87001	SD #1 ADJACENT WAYS	Total	\$0.00	\$0.00	\$0.00	\$0.00	\$0.00
87001	SD #1 ADJACENT WAYS	2017	\$0.00	\$0.00	\$0.00	\$0.00	\$0.00
87001	SD #1 ADJACENT WAYS	2016	\$0.00	\$0.00	\$0.00	\$0.00	\$0.00
87001	SD #1 ADJACENT WAYS	2015	\$0.00	\$0.00	\$0.00	\$0.00	\$0.00
87008	SD #8 ADJACENT WAYS	Total	\$0.00	\$0.00	\$0.00	\$0.00	\$0.00

87008	SD #8 ADJACENT WAYS	2017	\$0.00	\$0.00	\$0.00	\$0.00	\$0.00
87010	SD #10 ADJACENT WAYS	Total	\$0.00	\$0.00	\$0.00	\$0.00	\$0.00
87010	SD #10 ADJACENT WAYS	2017	\$0.00	\$0.00	\$0.00	\$0.00	\$0.00
87010	SD #10 ADJACENT WAYS	2016	\$0.00	\$0.00	\$0.00	\$0.00	\$0.00
87010	SD #10 ADJACENT WAYS	2015	\$0.00	\$0.00	\$0.00	\$0.00	\$0.00
87018	SD #18 ADJACENT WAYS	Total	\$0.00	\$0.00	\$0.00	\$0.00	\$0.00
87018	SD #18 ADJACENT WAYS	2017	\$0.00	\$0.00	\$0.00	\$0.00	\$0.00
87018	SD #18 ADJACENT WAYS	2016	\$0.00	\$0.00	\$0.00	\$0.00	\$0.00
87018	SD #18 ADJACENT WAYS	2015	\$0.00	\$0.00	\$0.00	\$0.00	\$0.00
87019	SD #20 ADJACENT WAYS	Total	\$0.00	\$0.00	\$0.00	\$0.00	\$0.00
87019	SD #20 ADJACENT WAYS	2017	\$0.00	\$0.00	\$0.00	\$0.00	\$0.00
87024	SD #24 ADJACENT WAYS	Total	\$0.00	\$0.00	\$0.00	\$0.00	\$0.00
87024	SD #24 ADJACENT WAYS	2017	\$0.00	\$0.00	\$0.00	\$0.00	\$0.00
87027	SD #27 ADJACENT WAYS	Total	\$0.00	\$0.00	\$0.00	\$0.00	\$0.00
87027	SD #27 ADJACENT WAYS	2017	\$0.00	\$0.00	\$0.00	\$0.00	\$0.00
200350	County -JUNIOR COLLEGE	Total	\$86.89	\$0.00	\$0.00	\$0.00	\$86.89
200350	County -JUNIOR COLLEGE	2012	\$82.12	\$0.00	\$0.00	\$0.00	\$82.12
200350	County -JUNIOR COLLEGE	2011	\$3.96	\$0.00	\$0.00	\$0.00	\$3.96
200350	County -JUNIOR COLLEGE	2010	\$0.64	\$0.00	\$0.00	\$0.00	\$0.64
200350	County- JUNIOR COLLEGE	2009	\$0.17	\$0.00	\$0.00	\$0.00	\$0.17
200351	County -POST SECONDARY EDUCATION	Total	\$51.38	\$0.00	\$0.00	\$0.00	\$51.38
200351	County -POST SECONDARY EDUCATION	2012	\$49.00	\$0.00	\$0.00	\$0.00	\$49.00
200351	County -POST SECONDARY EDUCATION	2011	\$1.90	\$0.00	\$0.00	\$0.00	\$1.90
200351	County -POST SECONDARY EDUCATION	2010	\$0.38	\$0.00	\$0.00	\$0.00	\$0.38
200351	County -POST SECONDARY EDUCATION	2009	\$0.10	\$0.00	\$0.00	\$0.00	\$0.10



Apache County Treasurer
 PO Box 699
 St. Johns, AZ, 85936
 Ph: 928-337-7629
 fax: 928-337-4686

Receipt: 11-14-2017-rbrown-032892

Product	Name			Extended
2	Miscellaneous Receipts 602100-39900			(\$12,680.41)
			Reference: Ganado Fire District Intuit Payroll (12,680.41)	
Journal Account	Name	Debits		Credits
602100-39900	GENERAL EXPENSE- MISC. REVENUES	\$12,680.41		
602100-1000	GENERAL EXPENSE-Cash With Treasurer			(\$12,680.41)
<hr/>				
Total				(\$12,680.41)
Change (Direct Deposit)				(\$12,680.41)
Bank Account Reference	New_NBAZ_WarrantClearing ACH 11.14.2017 (12,680.41)			

All payments made by check are subject to final bank clearance.

Thank You



Apache County Treasurer
 PO Box 699
 St. Johns, AZ, 85936
 Ph: 928-337-7629
 fax: 928-337-4686

Receipt: 11-22-2017-rbrown-034077

Product	Name	Extended
2	Miscellaneous Receipts 602100-39900	(\$1,247.86)
		Reference: GANADO FIRE DISTRICT INTUIT PAYROLL (1,247.86)
Journal Account	Name	Debits Credits
602100-39900	GENERAL EXPENSE- MISC. REVENUES	\$1,247.86
602100-1000	GENERAL EXPENSE-Cash With Treasurer	(\$1,247.86)

Total		(\$1,247.86)
Change (Direct Deposit)		(\$1,247.86)
Bank Account	New_NBAZ_WarrantClearing	
Reference	ACH 11.22.2017 (1,247.86)	

All payments made by check are subject to final bank clearance.

Thank You

Wed Nov 22 08:00:43 MST 2017 rbrown



Apache County Treasurer
 PO Box 699
 St. Johns, AZ, 85936
 Ph: 928-337-7629
 fax: 928-337-4686

Receipt: 11-28-2017-rbrown-034601

Product	Name	Extended	
2	Miscellaneous Receipts 602100-39900	(\$13,005.73)	
		Reference: GANADO FIRE DISTRICT INTUIT PAYROLL (13,005.73)	
Journal Account	Name	Debits	Credits
602100-39900	GENERAL EXPENSE- MISC. REVENUES	\$13,005.73	
602100-1000	GENERAL EXPENSE-Cash With Treasurer		(\$13,005.73)

Total		(\$13,005.73)
Change (Direct Deposit)		(\$13,005.73)
Bank Account	New_NBAZ_WarrantClearing	
Reference	ACH 11.28.2017 (13,005.73)	

All payments made by check are subject to final bank clearance.

Thank You

Tue Nov 28 08:07:50 MST 2017 rbrown



Apache County Treasurer
 PO Box 699
 St. Johns, AZ, 85936
 Ph: 928-337-7629
 fax: 928-337-4686

Receipt: 11-30-2017-rbrown-034931

Product	Name		Extended
2	Miscellaneous Receipts 602100-39900		(\$688.68)
		Reference: GANADO FIRE DISTRICT INTUIT PAYROLL (688.68)	
Journal Account	Name	Debits	Credits
602100-39900	GENERAL EXPENSE- MISC. REVENUES	\$688.68	
602100-1000	GENERAL EXPENSE-Cash With Treasurer		(\$688.68)

Total			(\$688.68)
Change (Direct Deposit)			(\$688.68)
Bank Account	New_NBAZ_Checking		
Reference	ACH 11.30.2017 (688.68)		

All payments made by check are subject to final bank clearance.

Thank You

Thu Nov 30 07:35:30 MST 2017 rbrown

2:34 PM

12/27/17

Ganado Fire District
Reconciliation Summary
Wildland Account - Bank of Amer, Period Ending 11/30/2017

	Nov 30, 17	
Beginning Balance		3,400.32
Cleared Transactions		
Checks and Payments - 58 items	-4,225.54	
Deposits and Credits - 2 items	6,000.00	
Total Cleared Transactions	1,774.46	
Cleared Balance		5,174.78
Register Balance as of 11/30/2017		5,174.78
Ending Balance		5,174.78

Ganado Fire District
Reconciliation Detail
Wildland Account - Bank of Amer, Period Ending 11/30/2017

Type	Date	Num	Name	Clr	Amount	Balance
Beginning Balance						3,400.32
Cleared Transactions						
Checks and Payments - 58 items						
Check	11/01/2017	debit	PIZZA HUT	X	-113.57	-113.57
Check	11/01/2017	debit	APPLEBEES	X	-40.72	-154.29
Check	11/01/2017	debit	T&R Market	X	-35.72	-190.01
Check	11/01/2017	debit	Adobe Software	X	-15.90	-205.91
Check	11/02/2017	debit	Vonage	X	-42.14	-248.05
Check	11/03/2017	debit	Amazon.com	X	-3.17	-251.22
Check	11/06/2017	debit	American Safety am...	X	-279.47	-530.69
Check	11/06/2017	debit	Amigo Chevrolet	X	-55.43	-586.12
Check	11/06/2017	debit	WALMART	X	-53.20	-639.32
Check	11/06/2017	debit	DENNYS	X	-40.72	-680.04
Check	11/07/2017	debit	Northland Pioneer C...	X	-166.36	-846.40
Check	11/08/2017	debit	Amazon.com	X	-106.03	-952.43
Check	11/08/2017	debit	DOMINO'S PIZZA	X	-76.79	-1,029.22
Check	11/09/2017	debit	Hubbell's Trading Post	X	-174.90	-1,204.12
Check	11/09/2017	debit	Conoco, Inc.	X	-21.00	-1,225.12
Check	11/10/2017	debit	Cellularone of NE Ar...	X	-618.99	-1,844.11
Check	11/10/2017	debit	WALMART	X	-58.52	-1,902.63
Check	11/13/2017	debit	DIRECT TV	X	-253.07	-2,155.70
Check	11/13/2017	debit	Brickhouse Elecrtcn	X	-49.98	-2,205.68
Check	11/13/2017	debit	AM Crest Technolog...	X	-19.99	-2,225.67
Check	11/13/2017	debit	AM Crest Technolog...	X	-19.99	-2,245.66
Check	11/13/2017	debit	Subway - WR	X	-18.68	-2,264.34
Check	11/15/2017	debit	WALMART	X	-181.61	-2,445.95
Check	11/15/2017	debit	hughesnet.com	X	-71.33	-2,517.28
Check	11/15/2017	debit	Red Robin	X	-60.50	-2,577.78
Check	11/15/2017	debit	Burger King - Burnsi...	X	-44.46	-2,622.24
Check	11/15/2017	debit	Nexia Intelligence	X	-29.97	-2,652.21
Check	11/15/2017	debit	MCDONALDS	X	-19.90	-2,672.11
Check	11/15/2017	debit	Adobe Software	X	-10.60	-2,682.71
Check	11/16/2017	debit	Drury Inns	X	-139.58	-2,822.29
Check	11/16/2017	debit	Arizona Fun Service...	X	-95.46	-2,917.75
Check	11/16/2017	debit	KFC	X	-36.49	-2,954.24
Check	11/16/2017	debit	WENDYS	X	-19.73	-2,973.97
Check	11/16/2017	debit	Burger King - Burnsi...	X	-17.96	-2,991.93
Check	11/16/2017	debit	Speedi Car Wash & ...	X	-8.00	-2,999.93
Check	11/17/2017	debit	T&R Market	X	-74.97	-3,074.90
Check	11/17/2017	debit	Bashas-WR	X	-55.77	-3,130.67
Check	11/17/2017	debit	WALGREENS	X	-27.07	-3,157.74
Check	11/17/2017	debit	Navajo Western Aces	X	-6.60	-3,164.34
Check	11/20/2017	debit	GODADDY.COM	X	-15.90	-3,180.24
Check	11/21/2017	debit	MyLife	X	-14.95	-3,195.19
Check	11/22/2017	debit	Navajo Tribal Utility ...	X	-286.31	-3,481.50
Check	11/22/2017	debit	Amazon.com	X	-10.60	-3,492.10
Check	11/22/2017	debit	Kindle	X	-10.60	-3,502.70
Check	11/22/2017	debit	Amazon.com	X	-6.36	-3,509.06
Check	11/22/2017	debit	Google Inc.	X	-5.29	-3,514.35
Check	11/22/2017	debit	Amazon.com	X	-3.17	-3,517.52
Check	11/22/2017	debit	Amazon.com	X	-3.17	-3,520.69
Check	11/24/2017	debit	Matracks Inc	X	-95.00	-3,615.69
Check	11/27/2017	debit	TMobile	X	-281.25	-3,896.94
Check	11/27/2017	debit	Brickhouse Elecrtcn	X	-24.99	-3,921.93
Check	11/27/2017	debit	Google Inc.	X	-5.29	-3,927.22
Check	11/28/2017	debit	Amazon.com	X	-36.50	-3,963.72
Check	11/29/2017	debit	Amazon.com	X	-52.76	-4,016.48
Check	11/30/2017	debit	APD Power Center	X	-121.04	-4,137.52
Check	11/30/2017	debit	DENNYS	X	-38.59	-4,176.11
Check	11/30/2017	debit	Amazon.com	X	-36.43	-4,212.54
Check	11/30/2017	debit		X	-13.00	-4,225.54
Total Checks and Payments					-4,225.54	-4,225.54
Deposits and Credits - 2 items						
Bill	11/09/2017	11092...	Ganado Fire District	X	3,000.00	3,000.00
Bill	11/28/2017	Emerg...	Ganado Fire District	X	3,000.00	6,000.00

2:34 PM

12/27/17

Ganado Fire District
Reconciliation Detail
Wildland Account - Bank of Amer, Period Ending 11/30/2017

Type	Date	Num	Name	Clr	Amount	Balance
Total Deposits and Credits					6,000.00	6,000.00
Total Cleared Transactions					1,774.46	1,774.46
Cleared Balance					1,774.46	5,174.78
Register Balance as of 11/30/2017					1,774.46	5,174.78
Ending Balance					<u>1,774.46</u>	<u>5,174.78</u>




P.O. Box 15284
Wilmington, DE 19850

Customer service information

 1.888.BUSINESS (1.888.287.4637)

 bankofamerica.com

 Bank of America, N.A.
P.O. Box 25118
Tampa, FL 33622-5118

GANADO FIRE DISTRICT
PO BOX 718
GANADO, AZ 86505-0718

Your Business Economy Checking

for November 1, 2017 to November 30, 2017

Account number: 0042 7585 7945

GANADO FIRE DISTRICT

Account summary

Beginning balance on November 1, 2017	\$3,400.32
Deposits and other credits	6,000.00
Withdrawals and other debits	-4,212.54
Checks	-0.00
Service fees	-13.00
Ending balance on November 30, 2017	\$5,174.78

of deposits/credits: 2
of withdrawals/debits: 58
of deposited items: 2
of days in cycle: 30
Average ledger balance: \$3,544.83

Bank of America **Business Advantage**



Banking at your fingertips

Mobile Banking¹ allows you to manage your business account on the go.

Download our free Mobile Banking app at bankofamerica.com/getmobileapp.

Online Banking

TIP OF THE MONTH

¹ Mobile Banking requires that you download the Mobile Banking app and is only available for select mobile devices. Message and data rates may apply. View the Online Banking Service Agreement at bankofamerica.com/serviceagreement for more information. Data connection required. Wireless carrier fees may apply. ©2017 Bank of America Corporation. | ART3K7YD | SSM-04-17-0042.B

IMPORTANT INFORMATION: BANK DEPOSIT ACCOUNTS

How to Contact Us - You may call us at the telephone number listed on the front of this statement.

Updating your contact information - We encourage you to keep your contact information up-to-date. This includes address, email and phone number. If your information has changed, the easiest way to update it is by visiting the Help & Support tab of Online Banking.

Deposit agreement - When you opened your account, you received a deposit agreement and fee schedule and agreed that your account would be governed by the terms of these documents, as we may amend them from time to time. These documents are part of the contract for your deposit account and govern all transactions relating to your account, including all deposits and withdrawals. Copies of both the deposit agreement and fee schedule which contain the current version of the terms and conditions of your account relationship may be obtained at our financial centers.

Electronic transfers: In case of errors or questions about your electronic transfers - If you think your statement or receipt is wrong or you need more information about an electronic transfer (e.g., ATM transactions, direct deposits or withdrawals, point-of-sale transactions) on the statement or receipt, telephone or write us at the address and number listed on the front of this statement as soon as you can. We must hear from you no later than 60 days after we sent you the FIRST statement on which the error or problem appeared.

- Tell us your name and account number.
- Describe the error or transfer you are unsure about, and explain as clearly as you can why you believe there is an error or why you need more information.
- Tell us the dollar amount of the suspected error.

For consumer accounts used primarily for personal, family or household purposes, we will investigate your complaint and will correct any error promptly. If we take more than 10 business days (10 calendar days if you are a Massachusetts customer) (20 business days if you are a new customer, for electronic transfers occurring during the first 30 days after the first deposit is made to your account) to do this, we will provisionally credit your account for the amount you think is in error, so that you will have use of the money during the time it will take to complete our investigation.

For other accounts, we investigate, and if we find we have made an error, we credit your account at the conclusion of our investigation.

Reporting other problems - You must examine your statement carefully and promptly. You are in the best position to discover errors and unauthorized transactions on your account. If you fail to notify us in writing of suspected problems or an unauthorized transaction within the time period specified in the deposit agreement (which periods are no more than 60 days after we make the statement available to you and in some cases are 30 days or less), we are not liable to you and you agree to not make a claim against us, for the problems or unauthorized transactions.

Direct deposits - If you have arranged to have direct deposits made to your account at least once every 60 days from the same person or company, you may call us to find out if the deposit was made as scheduled. You may also review your activity online or visit a financial center for information.

© 2017 Bank of America Corporation

Bank of America, N.A. Member FDIC and  Equal Housing Lender

Deposits and other credits

Date	Description	Amount
11/09/17	BKOFAMERICA MOBILE 11/09 3616345043 DEPOSIT *MOBILE NM	3,000.00
11/28/17	BKOFAMERICA MOBILE 11/28 3622517212 DEPOSIT *MOBILE NM	3,000.00

Total deposits and other credits **\$6,000.00**

Withdrawals and other debits

Date	Description	Amount
Card account # XXXX XXXX XXXX 2202		
11/01/17	CHECKCARD 1030 ADOBE *ACROPRO SUBS 800-833-6687 CA 24610437304004030794771 RECURRING CKCD 5734 XXXXXXXXXXXXX2202 XXXX XXXX XXXX 2202	-15.90
11/02/17	CHECKCARD 1101 VONAGE *PRICE+TAXES 866-243-4357 NJ 24692167305200993039096 RECURRING CKCD 4814 XXXXXXXXXXXXX2202 XXXX XXXX XXXX 2202	-42.14
11/03/17	CHECKCARD 1103 AMAZON VIDEO ON DEMAND 888-482-7820 WA 24431067307083311802494 CKCD 5818 XXXXXXXXXXXXX2202 XXXX XXXX XXXX 2202	-3.17
11/06/17	CHECKCARD 1103 AMERICAN SAFETY AND HEA 541-3447099 OR 24717057308133083307902 CKCD 8299 XXXXXXXXXXXXX2202 XXXX XXXX XXXX 2202	-279.47
11/06/17	CHECKCARD 1103 AMIGO CHEVROLET GALLUP NM 24013397307000592220466 CKCD 5511 XXXXXXXXXXXXX2202 XXXX XXXX XXXX 2202	-55.43
11/09/17	WNPA HUBBELL T 11/09 #000162110 PURCHASE HWY 264 GANADO AZ	-174.90
11/10/17	CELLULAR ONE 3 11/10 #000681938 PURCHASE 1592 A STATE HIGH TSE BONITO NM	-618.99
11/10/17	WAL Wal-Mart S 11/10 #000894311 PURCHASE 0906 WAL-SAMS GALLUP NM	-58.52
11/13/17	CHECKCARD 1110 DTV*DIRECTV SERVICE 800-347-3288 CA 24692167314200817407452 CKCD 4899 XXXXXXXXXXXXX2202 XXXX XXXX XXXX 2202	-253.07
11/13/17	CHECKCARD 1110 AMCREST TECHNOLOGIES LL 713-893-8956 TX 24492157314717718024006 RECURRING CKCD 5732 XXXXXXXXXXXXX2202 XXXX XXXX XXXX 2202	-19.99
11/13/17	CHECKCARD 1110 AMCREST TECHNOLOGIES LL 713-893-8956 TX 24492157314717718023990 RECURRING CKCD 5732 XXXXXXXXXXXXX2202 XXXX XXXX XXXX 2202	-19.99
11/13/17	CHECKCARD 1110 SUBWAY 00213702 GALLUP NM 24164077315255214355331 CKCD 5814 XXXXXXXXXXXXX2202 XXXX XXXX XXXX 2202	-18.68
11/13/17	CHECKCARD 1111 BRICKHOUSE SECURITY 212-643-7449 NY 24765017316200109836753 CKCD 7393 XXXXXXXXXXXXX2202 XXXX XXXX XXXX 2202	-49.98

continued on the next page

How can we improve your business banking?

Join the **Bank of America® Advisory Panel**. You can help us learn what we're doing right and what we can do better.

To learn more and join, enter code **SBDD** at bankofamerica.com/advisorypanel today.

Inclusion on the Advisory Panel subject to qualifications.
©2017 Bank of America Corporation.

SSM-06-17-0635.A1 | AR687WH3

Withdrawals and other debits - continued

Date	Description	Amount
11/15/17	CHECKCARD 1113 ADOBE *PHOTOGRAPHY PLAN 800-833-6687 CA 24610437318004020128182 RECURRING CKCD 5734 XXXXXXXXXXXXX2202 XXXX XXXX XXXX 2202	-10.60
11/15/17	CHECKCARD 1114 BURGER KING #14580 GANADO AZ 24186167319200799300913 CKCD 5814 XXXXXXXXXXXXX2202 XXXX XXXX XXXX 2202	-44.46
11/16/17	CHECKCARD 1115 KFC C183003 TSE BONITO NM 24431067320400240000144 CKCD 5814 XXXXXXXXXXXX2202 XXXX XXXX XXXX 2202	-36.49
11/17/17	CHECKCARD 1115 BASHAS' #035 WINDOW ROCK AZ 24231687320837003563023 CKCD 5411 XXXXXXXXXXXX2202 XXXX XXXX XXXX 2202	-55.77
11/20/17	CHECKCARD 1119 DNH*GODADDY.COM 480-5058855 AZ 24906417323047061576403 RECURRING CKCD 4816 XXXXXXXXXXXXX2202 XXXX XXXX XXXX 2202	-15.90
11/21/17	CHECKCARD 1117 MYLIFE * PPL BKGRD SVC 888-7041900 CA 24842797324900241560559 CKCD 7299 XXXXXXXXXXXXX2202 XXXX XXXX XXXX 2202	-14.95
11/22/17	CHECKCARD 1121 AMAZON VIDEO ON DEMAND 888-802-3080 WA 24431067326083756585932 CKCD 5818 XXXXXXXXXXXXX2202 XXXX XXXX XXXX 2202	-3.17
11/22/17	CHECKCARD 1121 AMAZON VIDEO ON DEMAND 888-802-3080 WA 24431067325083307907081 CKCD 5818 XXXXXXXXXXXXX2202 XXXX XXXX XXXX 2202	-6.36
11/22/17	CHECKCARD 1121 GOOGLE *Google Play g.co/helppay#CA 24692167325100297337673 CKCD 7829 XXXXXXXXXXXXX2202 XXXX XXXX XXXX 2202	-5.29
11/22/17	CHECKCARD 1122 NTUA-BILL-PAYMENT 928-529-5721 AZ 24692167326100500451211 CKCD 4900 XXXXXXXXXXXXX2202 XXXX XXXX XXXX 2202	-286.31
11/22/17	CHECKCARD 1122 AMAZON VIDEO ON DEMAND 888-802-3080 WA 24431067326083302119343 CKCD 5818 XXXXXXXXXXXXX2202 XXXX XXXX XXXX 2202	-10.60
11/24/17	CHECKCARD 1122 AMAZON VIDEO ON DEMAND 888-802-3080 WA 24431067326083313626567 CKCD 5818 XXXXXXXXXXXXX2202 XXXX XXXX XXXX 2202	-3.17
11/27/17	CHECKCARD 1125 GOOGLE *Google Play g.co/helppay#CA 24692167329100075143489 CKCD 7829 XXXXXXXXXXXXX2202 XXXX XXXX XXXX 2202	-5.29
11/27/17	CHECKCARD 1125 BRICKHOUSE SECURITY 212-643-7449 NY 24765017330200611058039 CKCD 7393 XXXXXXXXXXXXX2202 XXXX XXXX XXXX 2202	-24.99
11/30/17	CHECKCARD 1128 DENNY'S #7355 18007336 ST MICHAELS AZ 24427337333710001641664 CKCD 5812 XXXXXXXXXXXXX2202 XXXX XXXX XXXX 2202	-38.59
Subtotal for card account # XXXX XXXX XXXX 2202		-\$2,172.17
Card account # XXXX XXXX XXXX 5041		
11/01/17	CHECKCARD 1030 APPLEBEES GALL46246179 GALLUP NM 24164077304957302012244 CKCD 5812 XXXXXXXXXXXXX5041 XXXX XXXX XXXX 5041	-40.72
11/01/17	CHECKCARD 1031 T&R MARKET GALLUP NM 24427337304720014450511 CKCD 5411 XXXXXXXXXXXX5041 XXXX XXXX XXXX 5041	-35.72
11/02/17	CHECKCARD 1031 PIZZA HUT 012944 GALLUP NM 24431067305091876000042 CKCD 5812 XXXXXXXXXXXXX5041 XXXX XXXX XXXX 5041	-113.57
11/06/17	CHECKCARD 1103 DENNY'S #7437 18007336 GALLUP NM 24427337308710007375581 CKCD 5812 XXXXXXXXXXXXX5041 XXXX XXXX XXXX 5041	-40.72
11/06/17	WAL-MART #0906 11/03 #000515100 PURCHASE 1650 WESY MALONEY GALLUP NM XXXXXXXXXXXX5041 XXXX XXXX XXXX 5041	-53.20
11/07/17	CHECKCARD 1106 NORTHLAND PIONEER COLLE 800-609-8056 AZ 24789307310010900378209 CKCD 8220 XXXXXXXXXXXXX5041 XXXX XXXX XXXX 5041	-166.36
11/08/17	CHECKCARD 1107 AMAZON MKTPLACE PMTS AMZN.COM/BILLWA 24692167311200032584559 CKCD 5942 XXXXXXXXXXXXX5041 XXXX XXXX XXXX 5041	-106.03
11/08/17	CHECKCARD 1107 DOMINO'S 9300 575-637-3030 NM 24445007312000889669991 CKCD 5814 XXXXXXXXXXXXX5041 XXXX XXXX XXXX 5041	-76.79
11/09/17	CHECKCARD 1108 CONOCO - GIANT 3109 TSE BONITO NM 24015177312001599338019 CKCD 5542 XXXXXXXXXXXXX5041 XXXX XXXX XXXX 5041	-21.00
11/15/17	CHECKCARD 1113 RED ROBIN NO 523 TEMPE AZ 24445007318500366661340 CKCD 5812 XXXXXXXXXXXX5041 XXXX XXXX XXXX 5041	-60.50

continued on the next page

Withdrawals and other debits - continued

Date	Description	Amount
11/15/17	CHECKCARD 1114 HNS*HughesNet.com 866-347-3292 MD 24692167318200087794874 RECURRING CKCD 4899 XXXXXXXXXXXXX5041 XXXX XXXX XXXX 5041	-71.33
11/15/17	CHECKCARD 1114 MCDONALD'S F5740 FLAGSTAFF AZ 24427337318720065447329 CKCD 5814 XXXXXXXXXXXXX5041 XXXX XXXX XXXX 5041	-19.90
11/15/17	WM SUPERCENTER 11/14 #000086808 PURCHASE Wal-Mart Super Ce FLAGSTAFF AZ	-181.61
11/16/17	CHECKCARD 1113 DRURY INNS PHOENIX AZ 24717057319153194944036 CKCD 3693 XXXXXXXXXXXX5041 XXXX XXXX XXXX 5041	-139.58
11/16/17	CHECKCARD 1114 IN *ARIZONA FUN SERVICE TEMPE AZ 24692167319100344612209 CKCD 5999 XXXXXXXXXXXXX5041 XXXX XXXX XXXX 5041	-95.46
11/16/17	CHECKCARD 1114 BLOOMFIELD CAPITAL LLC TEMPE AZ 24323037320556017264207 CKCD 7542 XXXXXXXXXXXXX5041 XXXX XXXX XXXX 5041	-8.00
11/16/17	CHECKCARD 1114 WENDYS 11266 ANTHEM AZ 24445007319500410173648 CKCD 5814 XXXXXXXXXXXX5041 XXXX XXXX XXXX 5041	-19.73
11/16/17	CHECKCARD 1116 BURGER KING #14580 GANADO AZ 24186167320200799300845 CKCD 5814 XXXXXXXXXXXXX5041 XXXX XXXX XXXX 5041	-17.96
11/17/17	CHECKCARD 1116 WALGREENS #9007 GALLUP NM 24445007321000922965579 CKCD 5912 XXXXXXXXXXXXX5041 XXXX XXXX XXXX 5041	-27.07
11/17/17	CHECKCARD 1116 NAVAJO WESTERNERS WINDOW ROCK AZ 24801977321091320000368 CKCD 5251 XXXXXXXXXXXXX5041 XXXX XXXX XXXX 5041	-6.60
11/17/17	CHECKCARD 1116 T&R MARKET GALLUP NM 24427337320720015129874 CKCD 5411 XXXXXXXXXXXX5041 XXXX XXXX XXXX 5041	-74.97
11/22/17	CHECKCARD 1122 KINDLE UNLIMITED 888-80 888-802-3080 WA 24431067326083756655156 CKCD 5818 XXXXXXXXXXXXX5041 XXXX XXXX XXXX 5041	-10.60
11/24/17	CHECKCARD 1122 MATTRACKS INC 218-4367000 MN 24755427326283261432133 CKCD 5399 XXXXXXXXXXXXX5041 XXXX XXXX XXXX 5041	-95.00
11/27/17	CHECKCARD 1125 TMOBILE*AUTO PAY 800-937-8997 WA 24692167329100073246615 RECURRING CKCD 4814 XXXXXXXXXXXXX5041 XXXX XXXX XXXX 5041	-281.25
11/28/17	CHECKCARD 1128 AMAZON MKTPLACE PMTS AMZN.COM/BILLWA 24692167332100417551238 CKCD 5942 XXXXXXXXXXXXX5041 XXXX XXXX XXXX 5041	-36.50
11/29/17	CHECKCARD 1128 AMAZON MKTPLACE PMTS AMZN.COM/BILLWA 24692167332100706141154 CKCD 5942 XXXXXXXXXXXXX5041 XXXX XXXX XXXX 5041	-52.76
11/30/17	CHECKCARD 1129 AMAZON MKTPLACE PMTS AMZN.COM/BILLWA 24692167333100256549797 CKCD 5942 XXXXXXXXXXXXX5041 XXXX XXXX XXXX 5041	-36.43
11/30/17	CHECKCARD 1128 APD POWER CENTER 480-8387472 AZ 24789307333158500860259 CKCD 5085 XXXXXXXXXXXXX5041 XXXX XXXX XXXX 5041	-121.04
Subtotal for card account # XXXX XXXX XXXX 5041		-\$2,010.40
Card account # XXXX XXXX XXXX 9522		
11/15/17	CHECKCARD 1114 IR NEXIA INTELLIGENCE L 877-288-7707 TX 24431067318207076504071 CKCD 7399 XXXXXXXXXXXXX9522 XXXX XXXX XXXX 9522	-29.97
Subtotal for card account # XXXX XXXX XXXX 9522		-\$29.97
Total withdrawals and other debits		-\$4,212.54

Service fees

Date	Transaction description	Amount
11/30/17	Monthly Maintenance Fee	-13.00

Total service fees **-\$13.00**

Note your Ending Balance already reflects the subtraction of Service Fees.

Daily ledger balances

Date	Balance (\$)	Date	Balance(\$)	Date	Balance (\$)
11/01	3,307.98	11/10	4,497.69	11/22	2,882.80
11/02	3,152.27	11/13	4,135.98	11/24	2,784.63
11/03	3,149.10	11/15	3,717.61	11/27	2,473.10
11/06	2,720.28	11/16	3,400.39	11/28	5,436.60
11/07	2,553.92	11/17	3,235.98	11/29	5,383.84
11/08	2,371.10	11/20	3,220.08	11/30	5,174.78
11/09	5,175.20	11/21	3,205.13		

Ganado Fire District Profit & Loss Budget vs. Actual November 2017

	Nov 17	Budget	\$ Over Budget	% of Budget	Nov 18	Nov 19	Nov 20
Ordinary Income/Expense							
Income							
MISCELLANEOUS							
Rent	345.00	345.00	0.00	100.0%	345.00	345.00	345.00
Community Training	0.00	1,125.00	-1,125.00	0.0%	0.00	0.00	0.00
Miscellaneous	311.00	0.00	311.00	100.0%	311.00	311.00	311.00
Total MISCELLANEOUS	656.00	1,470.00	-814.00	44.63%	656.00	656.00	656.00
TAXES							
Carry Over Expense	0.00	0.00	0.00	0.0%	0.00	0.00	0.00
FDAT	0.00	62,594.50	-62,594.50	0.0%	0.00	0.00	0.00
Property Tax Revenue	277,892.61	255,945.00	21,947.61	108.58%	277,892.61	277,892.61	277,892.61
TAXES - Other	0.00	0.00	0.00	0.0%	0.00	0.00	0.00
Total TAXES	277,892.61	318,539.50	-40,646.89	87.24%	277,892.61	277,892.61	277,892.61
Total Income	278,548.61	320,009.50	-41,460.89	87.04%	278,548.61	278,548.61	278,548.61
Gross Profit	278,548.61	320,009.50	-41,460.89	87.04%	278,548.61	278,548.61	278,548.61
Expense							
ADMINISTRATION							
701 - OFFICE EXPENSES							
6560 - Payroll Expenses	206.39	250.00	-43.61	82.56%	206.39	206.39	206.39
701a - Office supplies	742.58	425.00	317.58	174.73%	742.58	742.58	742.58
701c - Business telephone	4,575.67	833.33	3,742.34	549.08%	4,575.67	4,575.67	4,575.67
701d - Postage	0.00	87.50	-87.50	0.0%	0.00	0.00	0.00
701e - Printing and binding	0.00	25.00	-25.00	0.0%	0.00	0.00	0.00
701f - Publishing & advertisement	15.90	41.66	-25.76	38.17%	15.90	15.90	15.90
701g - Administrative travel, dues	8.00	0.00	8.00	100.0%	8.00	8.00	8.00
701h - Fire prevention	0.00	0.00	0.00	0.0%	0.00	0.00	0.00
701i - Misc. expenses	0.00	0.00	0.00	0.0%	0.00	0.00	0.00
701 - OFFICE EXPENSES - Other	0.00	0.00	0.00	0.0%	0.00	0.00	0.00
Total 701 - OFFICE EXPENSES	5,548.54	1,662.49	3,886.05	333.75%	5,548.54	5,548.54	5,548.54
702 - PROFESSIONAL SERVICES							
702a - Fire Board Misc Expense	0.00	125.00	-125.00	0.0%	0.00	0.00	0.00
702b - Audit and Accounting	3,500.00	3,500.00	0.00	100.0%	3,500.00	3,500.00	3,500.00

Ganado Fire District Profit & Loss Budget vs. Actual November 2017

	Nov 17	Budget	\$ Over Budget	% of Budget	Nov 18	Nov 19	Nov 20
702g · Professional Services - Misc	0.00	100.00	-100.00	0.0%	0.00	0.00	0.00
702 · PROFESSIONAL SERVICES - Other	0.00	0.00	0.00	0.0%	0.00	0.00	0.00
Total 702 · PROFESSIONAL SERVICES	3,500.00	3,725.00	-225.00	93.96%	3,500.00	3,500.00	3,500.00
708 · Community Benefits	0.00	0.00	0.00	0.0%	0.00	0.00	0.00
Total ADMINISTRATION	9,048.54	5,387.49	3,661.05	167.96%	9,048.54	9,048.54	9,048.54
OPERATIONS							
INSURANCE PROPERTY	0.00	0.00	0.00	0.0%	0.00	0.00	0.00
503 · INSURANCE							
503a · Medical, Life, Health, Etc.	0.00	3,583.33	-3,583.33	0.0%	0.00	0.00	0.00
503c · Unemployment Compensation	0.00	0.00	0.00	0.0%	0.00	0.00	0.00
503 · INSURANCE - Other	0.00	0.00	0.00	0.0%	0.00	0.00	0.00
Total 503 · INSURANCE	0.00	3,583.33	-3,583.33	0.0%	0.00	0.00	0.00
601 · FUEL/OIL/LUBE	21.00	3,333.33	-3,312.33	0.63%	21.00	21.00	21.00
602 · REPAIR & MAINTENANCE							
602a · Vehicle Repairs	271.47	2,083.33	-1,811.86	13.03%	271.47	271.47	271.47
602b · Equipment Repairs	0.00	500.00	-500.00	0.0%	0.00	0.00	0.00
602c · Building Repairs & Maintenance	0.00	500.00	-500.00	0.0%	0.00	0.00	0.00
602d · Home repairs	31.59	250.00	-218.41	12.64%	31.59	31.59	31.59
602 · REPAIR & MAINTENANCE - Other	0.00	0.00	0.00	0.0%	0.00	0.00	0.00
Total 602 · REPAIR & MAINTENANCE	303.06	3,333.33	-3,030.27	9.09%	303.06	303.06	303.06
604 · OTHER OPERATIONAL EXPENSES							
604a · EMS supplies	0.00	416.66	-416.66	0.0%	0.00	0.00	0.00
604b · Station supplies	304.14	541.66	-237.52	56.15%	304.14	304.14	304.14
604c · Chemicals	0.00	416.66	-416.66	0.0%	0.00	0.00	0.00
604d · Turnout clothing	0.00	0.00	0.00	0.0%	0.00	0.00	0.00
604e · Uniform Clothing	0.00	0.00	0.00	0.0%	0.00	0.00	0.00
604f · Oxygen/air cylinder rental	0.00	166.66	-166.66	0.0%	0.00	0.00	0.00
604h · Meals	753.09	416.66	336.43	180.74%	753.09	753.09	753.09
604i · Equipment Rental	0.00	0.00	0.00	0.0%	0.00	0.00	0.00
604 · OTHER OPERATIONAL EXPENSES - Other	0.00	0.00	0.00	0.0%	0.00	0.00	0.00
Total 604 · OTHER OPERATIONAL EXPENSES	1,057.23	1,958.30	-901.07	53.99%	1,057.23	1,057.23	1,057.23
605 · COMMUNICATIONS							

Ganado Fire District Profit & Loss Budget vs. Actual November 2017

	Nov 17	Budget	\$ Over Budget	% of Budget	Nov 18	Nov 19	Nov 20
605a · Communications repairs	0.00	41.66	-41.66	0.0%	0.00	0.00	0.00
605b · Communications equipment	0.00	208.33	-208.33	0.0%	0.00	0.00	0.00
605 · COMMUNICATIONS - Other	0.00	0.00	0.00	0.0%	0.00	0.00	0.00
Total 605 · COMMUNICATIONS	0.00	249.99	-249.99	0.0%	0.00	0.00	0.00
606 · MISC. OPERATIONAL EXPENSES	0.00	0.00	0.00	0.0%	0.00	0.00	0.00
608 · TRAINING EXPENSES							
608b · Travel per diem	0.00	0.00	0.00	0.0%	0.00	0.00	0.00
608c · Tuition	176.96	0.00	176.96	100.0%	176.96	176.96	176.96
608d · Equip. training expenses	279.47	0.00	279.47	100.0%	279.47	279.47	279.47
608f · Motels	139.58	0.00	139.58	100.0%	139.58	139.58	139.58
608 · TRAINING EXPENSES - Other	0.00	0.00	0.00	0.0%	0.00	0.00	0.00
Total 608 · TRAINING EXPENSES	596.01	0.00	596.01	100.0%	596.01	596.01	596.01
609 · UTILITIES	1,446.58	4,166.66	-2,720.08	34.72%	1,446.58	1,446.58	1,446.58
Total OPERATIONS	3,423.88	16,624.94	-13,201.06	20.6%	3,423.88	3,423.88	3,423.88
500 · PERSONNEL							
501 · SALARIES & WAGES							
501a · CAREER PERSONNEL							
501a.1 · Fire Chief	6,000.00	6,000.00	0.00	100.0%	6,000.00	6,000.00	6,000.00
501a.2 · Administrator Personnel							
501a.2a · Administrative Assistant	3,169.13	3,480.00	-310.87	91.07%	3,169.13	3,169.13	3,169.13
501a.2b · Office Clerk	957.95	1,153.85	-195.90	83.02%	957.95	957.95	957.95
501a.2 · Administrator Personnel - Other	0.00	0.00	0.00	0.0%	0.00	0.00	0.00
Total 501a.2 · Administrator Personnel	4,127.08	4,633.85	-506.77	89.06%	4,127.08	4,127.08	4,127.08
501a.3 · Ganado Personnel							
501a.3a · Lieutenant	4,515.63	3,708.00	807.63	121.78%	4,515.63	4,515.63	4,515.63
501a.3b · Firefighter/EMT	2,301.54	2,640.00	-338.46	87.18%	2,301.54	2,301.54	2,301.54
501a.3c · Part Time Volunteer	2,760.38	1,384.60	1,375.78	199.36%	2,760.38	2,760.38	2,760.38
501a.3 · Ganado Personnel - Other	0.00	0.00	0.00	0.0%	0.00	0.00	0.00
Total 501a.3 · Ganado Personnel	9,577.55	7,732.60	1,844.95	123.86%	9,577.55	9,577.55	9,577.55
501a.4 · Klagetoh Personnel							
501a.4a · Lieutenant	3,206.28	3,564.00	-357.72	89.96%	3,206.28	3,206.28	3,206.28
501a.4 · Klagetoh Personnel - Other	0.00	0.00	0.00	0.0%	0.00	0.00	0.00

Ganado Fire District Profit & Loss Budget vs. Actual November 2017

	Nov 17	Budget	\$ Over Budget	% of Budget	Nov 18	Nov 19	Nov 20
Total 501a.4 · Klagetoh Personnel	3,206.28	3,564.00	-357.72	89.96%	3,206.28	3,206.28	3,206.28
501a.5 · Steamboat Personnel							
501a.5a · Lieutenant	3,276.00	3,516.00	-240.00	93.17%	3,276.00	3,276.00	3,276.00
501a.5 · Steamboat Personnel - Other	0.00	0.00	0.00	0.0%	0.00	0.00	0.00
Total 501a.5 · Steamboat Personnel	3,276.00	3,516.00	-240.00	93.17%	3,276.00	3,276.00	3,276.00
501a.6 · Dispatch Personnel							
501a.6a · Dispatch Supervisor	3,204.01	3,444.00	-239.99	93.03%	3,204.01	3,204.01	3,204.01
501a.6b · Dispatcher #1	2,643.15	2,726.40	-83.25	96.95%	2,643.15	2,643.15	2,643.15
501a.6c · Dispatcher #2	2,299.27	2,400.00	-100.73	95.8%	2,299.27	2,299.27	2,299.27
501a.6d · Dispatcher #3	2,420.58	2,400.00	20.58	100.86%	2,420.58	2,420.58	2,420.58
501a.6e · Part Time Dispatcher	1,661.88	1,384.60	277.28	120.03%	1,661.88	1,661.88	1,661.88
501a.6 · Dispatch Personnel - Other	0.00	7,363.28	-7,363.28	0.0%	0.00	0.00	0.00
Total 501a.6 · Dispatch Personnel	12,228.89	19,718.28	-7,489.39	62.02%	12,228.89	12,228.89	12,228.89
501a.7 · Overtime/Expense	392.30	0.00	392.30	100.0%	392.30	392.30	392.30
Total 501a · CAREER PERSONNEL	38,808.10	45,164.73	-6,356.63	85.93%	38,808.10	38,808.10	38,808.10
501c · PART-TIME WAGES							
501c.1 · Part Time Dispatcher's wages	0.00	0.00	0.00	0.0%	0.00	0.00	0.00
501c.2 · Part Time Volunteer wages	0.00	0.00	0.00	0.0%	0.00	0.00	0.00
501c.4 · Overtime compensation	0.00	0.00	0.00	0.0%	0.00	0.00	0.00
Total 501c · PART-TIME WAGES	0.00	0.00	0.00	0.0%	0.00	0.00	0.00
Total 501 · SALARIES & WAGES	38,808.10	45,164.73	-6,356.63	85.93%	38,808.10	38,808.10	38,808.10
502 · EMPLOYEE BENEFITS							
Retirement	0.00	0.00	0.00	0.0%	0.00	0.00	0.00
502a · FICA	-8,983.48	2,083.33	-11,066.81	-431.21%	-8,983.48	-8,983.48	-8,983.48
502b · Annual Benefits	54.00	1,384.61	-1,330.61	3.9%	54.00	54.00	54.00
Total 502 · EMPLOYEE BENEFITS	-8,929.48	3,467.94	-12,397.42	-257.49%	-8,929.48	-8,929.48	-8,929.48
504 · 457 DEFERRED COMPENSATION	0.00	0.00	0.00	0.0%	0.00	0.00	0.00
Total 500 · PERSONNEL	29,878.62	48,632.67	-18,754.05	61.44%	29,878.62	29,878.62	29,878.62
800 · CAPITAL							
Station Remodel Ganado							
SMALL TOOLS & EQUIPMENT	0.00	0.00	0.00	0.0%	0.00	0.00	0.00
802 · IMPROVEMENTS	0.00	0.00	0.00	0.0%	0.00	0.00	0.00

Ganado Fire District
Profit & Loss Budget vs. Actual
 November 2017

	Nov 17	Budget	\$ Over Budget	% of Budget	Nov 18	Nov 19	Nov 20
804 · MACHINERY & EQUIPMENT	0.00	0.00	0.00	0.0%	0.00	0.00	0.00
Total Station Remodel Ganado	0.00	0.00	0.00	0.0%	0.00	0.00	0.00
800 · CAPITAL - Other	0.00	0.00	0.00	0.0%	0.00	0.00	0.00
Total 800 · CAPITAL	0.00	0.00	0.00	0.0%	0.00	0.00	0.00
810 · RESERVED FUND							
811 · EXCEEDING EXPENSE	0.00	0.00	0.00	0.0%	0.00	0.00	0.00
812 · IMPROVEMENTS	0.00	0.00	0.00	0.0%	0.00	0.00	0.00
Total 810 · RESERVED FUND	0.00	0.00	0.00	0.0%	0.00	0.00	0.00
Total Expense	42,351.04	70,645.10	-28,294.06	59.95%	42,351.04	42,351.04	42,351.04
Net Ordinary Income	236,197.57	249,364.40	-13,166.83	94.72%	236,197.57	236,197.57	236,197.57
Net Income	236,197.57	249,364.40	-13,166.83	94.72%	236,197.57	236,197.57	236,197.57

GANADO FIRE DISTRICT



NEW BUSINESS

GANADO FIRE DISTRICT



BOARD RESOLUTION
AUTHORIZING SIGNERS
FOR NATIONAL BANK
OF ARIZONA



ESTABLISHED 1982

GANADO FIRE DISTRICT

P.O. BOX 718

GANADO, ARIZONA 86505

(928) 755-3424

FAX: (928) 755-6330

BOARD RESOLUTION OF GANADO FIRE DISTRICT AUTHORIZING SIGNERS OF GANADO FIRE DISTRICT NATIONAL BANK OF ARIZONA ACCOUNTS

DULY PASSED ON DECEMBER 27, 2017

AUTHORIZING THE SIGNING OF CHECKS

WHEREAS, GANADO FIRE DISTRICT maintains a checking account at NATIONAL BANK OF ARIZONA to pay operating expenses and clear debts;

WHEREAS, the Board of Directors hereby designates and authorizes the individuals following to sign GANADO FIRE DISTRICT checks:

1. Dewayne Woodie, Fire Chief
2. Lela Sangster, Board of Director
3. Jeremy Curtis, Board of Director
4. LaVerne Joe, Board of Director
5. Joey Apachee, Board of Director
6. Lennix Peshlakai, Lieutenant

WHEREAS, the Board of Directors hereby designates and authorizes those individuals in the following positions to sign GANADO FIRE DISTRICT checks under \$10,000.00:

- Signature 1. Fire Chief, and
Signature 2. Board of Director or Lieutenant

WHEREAS, two (2) Board of Directors signatures are required for checks written over \$10,000.00;

WHEREAS, individuals in the positions designated as check signer's change from time to time;

RESOLVED, that the Board of Directors hereby appoints the BOARD CHAIRPERSON and FIRE CHIEF as the authorized representatives of GANADO FIRE DISTRICT to sign corporate resolutions making changes in the names of individuals in the designated positions of authorized signers to be filed with NATIONAL BANK OF ARIZONA.

RESOLVED FURTHER, that the Fire Chief of Ganado Fire District is, and is acting alone is, hereby authorized and directed to take such further action as may be necessary, appropriate to advisable to implement this resolution and amendment and any such prior actions are hereby ratified; and

We, the undersigned, hereby certify that the Board of Directors of Ganado Fire District is comprised of four members, of whom _____, constituting a quorum were present at a meeting duly and regularly called, noticed, convened and held this 27th day of DECEMBER, 2017, and that foregoing Resolution was duly adopted at said meeting by the affirmative vote of _____ members, and opposed by _____ members, and that said Resolution has been duly recorded in the Minutes and is in full force and effect.

PENDING, Board Chairperson

PENDING, Board Clerk

Dewayne Woodie, Fire Chief

DATE AND TIME OF NEXT MEETING



January 2018

January 2018							February 2018						
Su	Mo	Tu	We	Th	Fr	Sa	Su	Mo	Tu	We	Th	Fr	Sa
7	8	9	10	11	12	13	4	5	6	7	8	9	10
14	15	16	17	18	19	20	11	12	13	14	15	16	17
21	22	23	24	25	26	27	18	19	20	21	22	23	24
28	29	30	31				25	26	27	28			

SUNDAY	MONDAY	TUESDAY	WEDNESDAY	THURSDAY	FRIDAY	SATURDAY
Dec 31	Jan 1, 18	2	3	4	5	6
	NO SCHOOL - GUSD Winter Break					
	GFD HOLIDAY (New Years Day) (Ganado Fire District)					
	9:00am ASHI First Aid CPR AED Training					
7	8	9	10	11	12	13
	9:00am Fire Safety & Extinguisher Training (Ganado Fire Station 1)			ADFA Winter Conference (Aquarius Casino & Resort, Laughlin NV)		
14	15	16	17	18	19	20
	GFD HOLIDAY (MLK Jr) (Ganado Fire District)		6:00pm Regular Fire Board Meeting (Ganado Fire Station 1)			
21	22	23	24	25	26	27
28	29	30	31	Feb 1	2	3

February 2018

February 2018							March 2018						
Su	Mo	Tu	We	Th	Fr	Sa	Su	Mo	Tu	We	Th	Fr	Sa
				1	2	3					1	2	3
4	5	6	7	8	9	10	4	5	6	7	8	9	10
11	12	13	14	15	16	17	11	12	13	14	15	16	17
18	19	20	21	22	23	24	18	19	20	21	22	23	24
25	26	27	28				25	26	27	28	29	30	31

SUNDAY	MONDAY	TUESDAY	WEDNESDAY	THURSDAY	FRIDAY	SATURDAY
Jan 28	29	30	31	Feb 1	2 Groundhog Day (United States)	3
4	5 9:00am ASHI First Aid CPR AED Training (Ganado Fire Station)	6	7	8	9	10
11	12 9:00am Fire Safety & Extinguisher Training (Ganado Fire Station 1)	13	14 Valentine's Day (United States)	15	16	17
18	19 GFD HOLIDAY (Presidents Day) (Ganado Fire District)	20	21 6:00pm Regular Fire Board Meeting (Ganado Fire Station 1)	22	23	24
25	26	27	28	Mar 1	2	3

BENEDICTION



ADJOURNMENT

