


waukesha®



---


# WAUKESHA® UZD®

## LOAD TAP CHANGER KITS



UZD LTC


## WAUKESHA UZD




## GASKETS & O-RINGS



MISCELLANEOUS

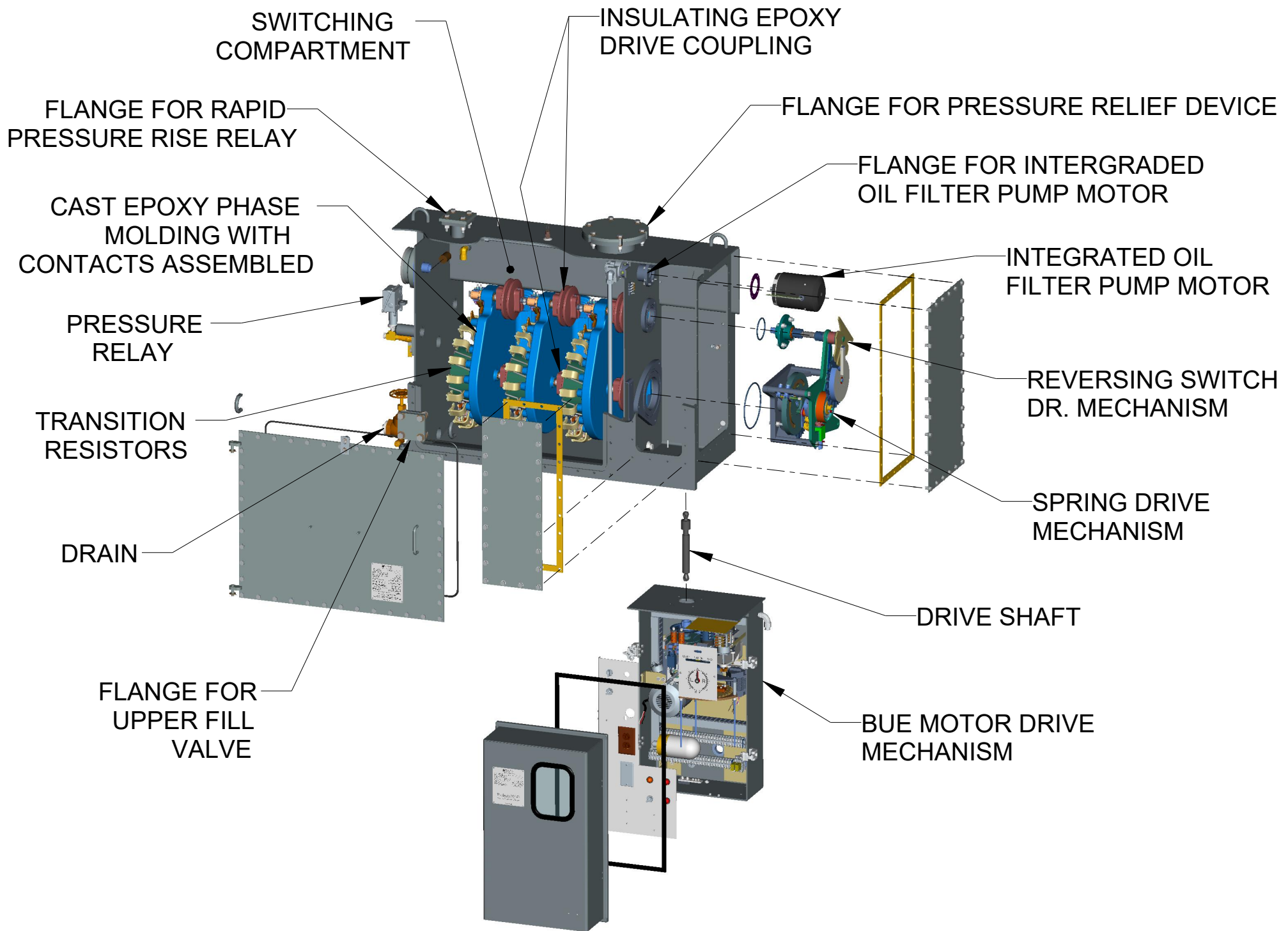


## UZD KITS

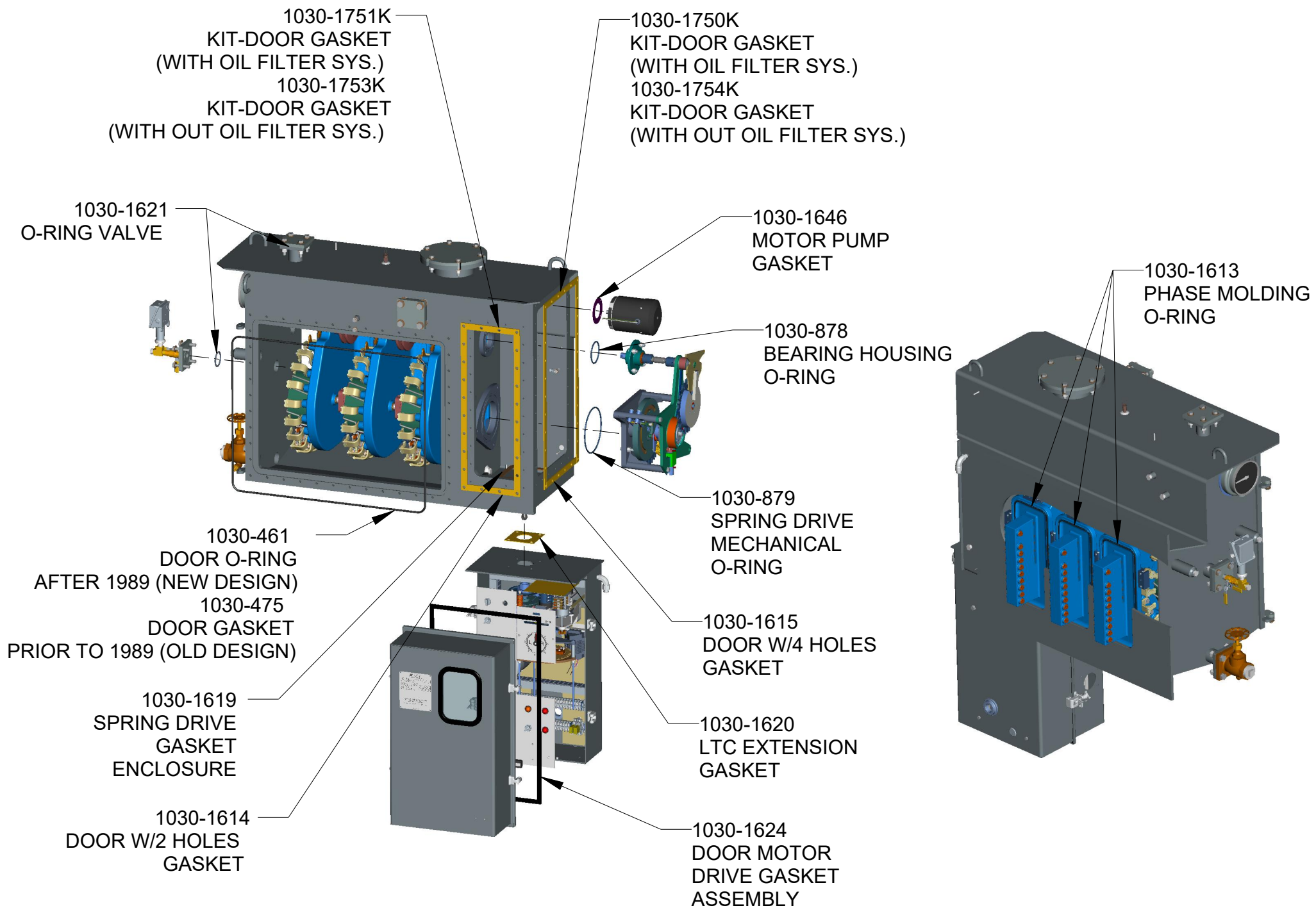


- 1030-001K KIT-REVERSE SW. UPGRADE
- 1030-001KE KIT-REVERSE SW, UPGRADE
- 1030-017K KIT-REVERSE SW. UPGRADE
- 1030-021K KIT-UZD CONTACT
- 1030-023K KIT-SELECTOR SWITCH
- 1030-024K KIT-TRANSFER STOCK
- 1030-025K KIT-MAIN SLIP CONTACT BOWTIE
- 1030-026K KIT-MAIN BREAKING CONTACT
- 1030-027K KIT-MAIN CONT. ARM W. ROLLERS
- 1030-029K KIT-COUNTER ASSEMBLY
- 1030-031K KIT-BODINE MOTOR REPLACEMENT
- 1030-036K KIT-TOOL
- 1030-042K KIT-BRAKE ROLLER UZD
- 1030-043K KIT-BREAK ROLLER BULLETIN
- 1030-1726K KIT-MAIN SEL. XFMRS PRIOR TO 1975
- 1030-1730K KIT-REV. CONT. ARM SUB-ASSY.
- 1030-1732K KIT-GASKETS
- 1030-1749K KIT-UZD, BUE, REPLACEMENT PARTS
- 1030-1757K KIT-LIMIT SWITCH 3 STAGE
- 1030-1756K KIT-LIMIT 2 STAGE
- 1030-1758K KIT-TRANS MODIF RETROFIT/33.
- 1030-2114K KIT-CONTACT HOLDER STAT. & HARDWARE



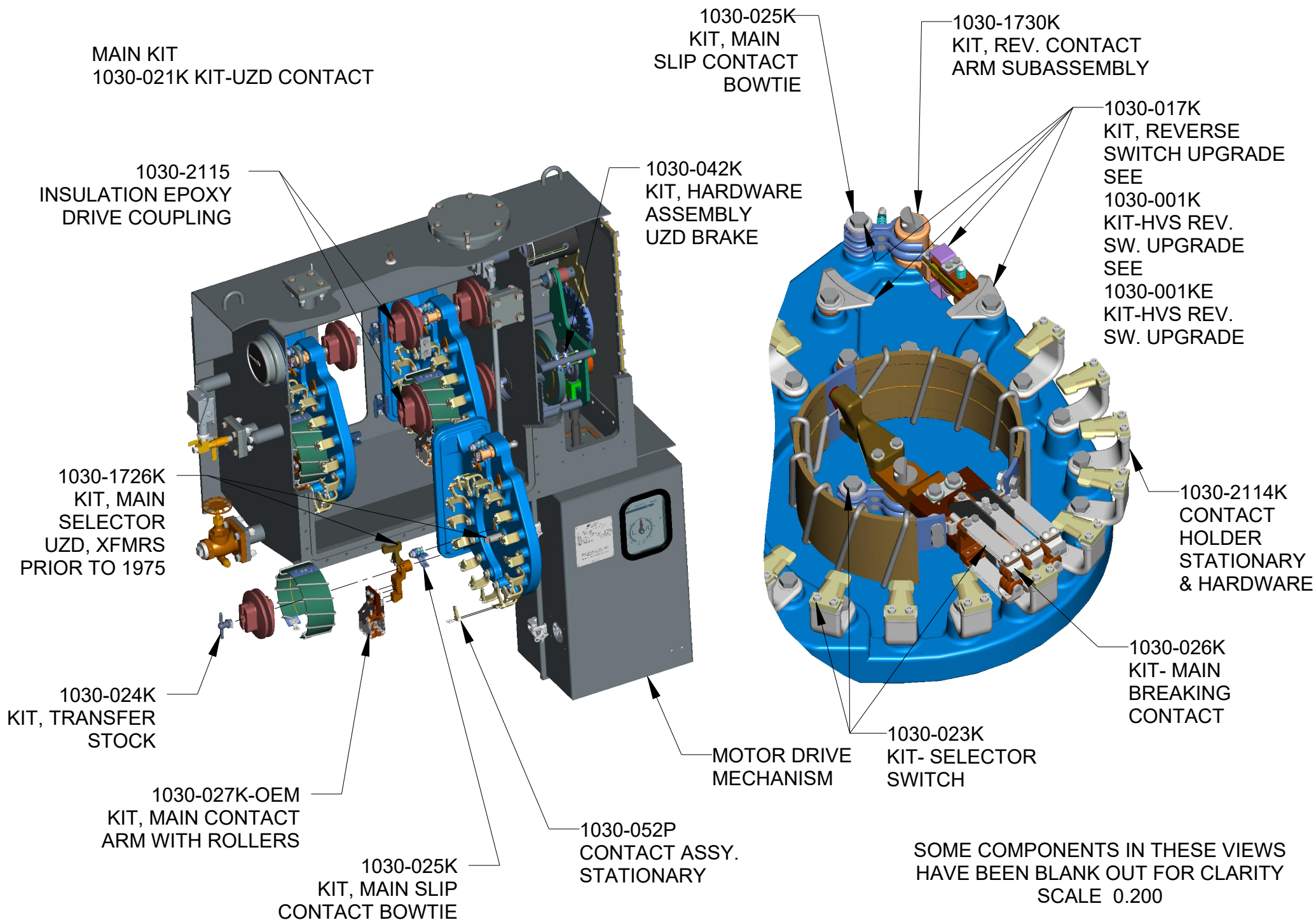


UZD LTC ASSEMBLY



CLICK ON THIS NOTE FOR COMPLETE GASKET KIT, P/N 1030-1732K

UZD GASKETS LOCATION



**UZD KITS & PARTS LOCATION**

1030-2016  
LIMIT SW., 4 STAGE  
OR  
1030-1757K  
LIMIT SW., 3 STAGE  
OR  
1030-1756K  
LIMIT SW., 2 STAGE

1030-2021  
HAND CRANK  
INTERLOCK SW.

1030-029K  
KIT-COUNTER  
ASSY.

1030-2019  
BRAKE ASSY.  
MOTOR DRIVE

1030-2017  
MAINTAINING  
CONTACT, 33  
OR  
1030-1758K  
TRANS MODIF  
RETROFIT/33

1030-2018  
START  
CONTACTOR, 33S

1030-834  
DRIVE BELT

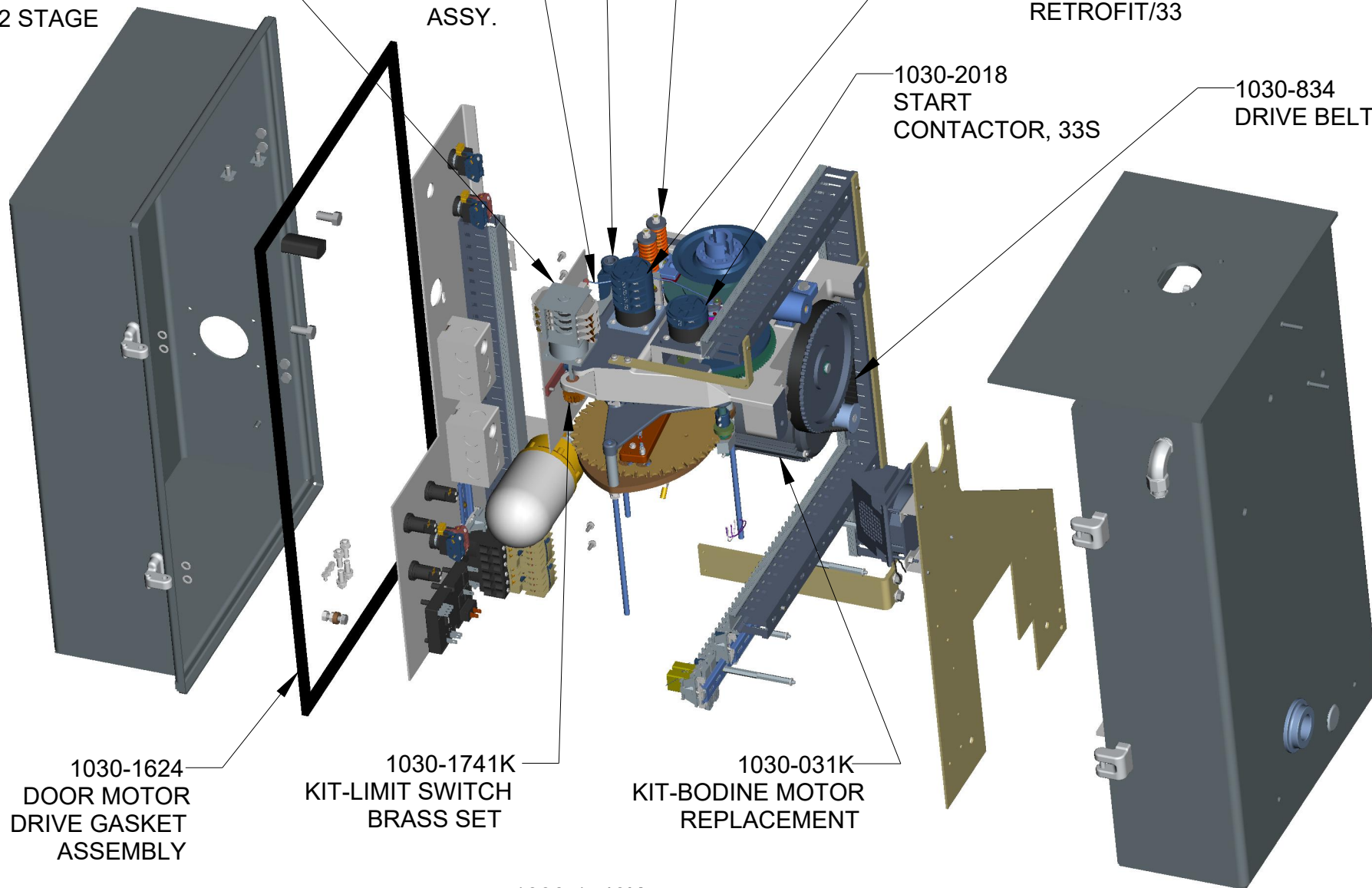
1030-1624  
DOOR MOTOR  
DRIVE GASKET  
ASSEMBLY

1030-1741K  
KIT-LIMIT SWITCH  
BRASS SET


1030-031K  
KIT-BODINE MOTOR  
REPLACEMENT

1030-1749K  
KIT-UZD BUE  
REPLACEMENT PARTS  
(MAIN KIT)

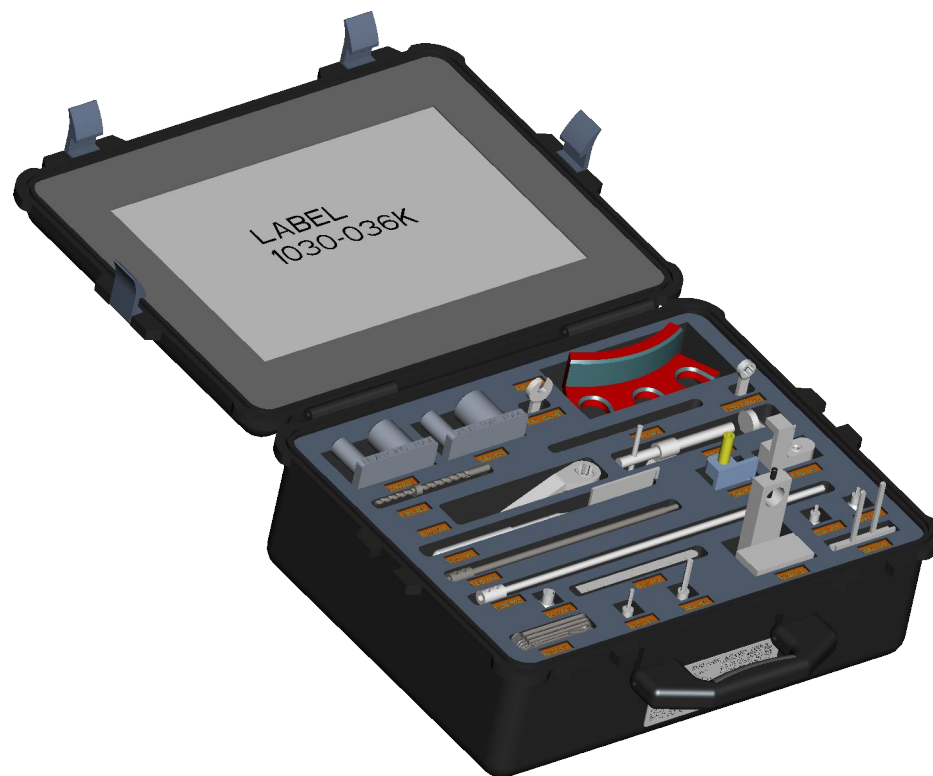
MOTOR DRIVE MECHANISM









1030-1756  
STANDARD PELICAN CASE  
ASSEMBLY FOR 1030-021K V1



1030-2054  
STANDARD PELICAN CASE  
ASSEMBLY FOR 1030-036K




1030-2115  
COUPLING  
INSULATING DRIVE



1030-036K  
TOOLS KIT



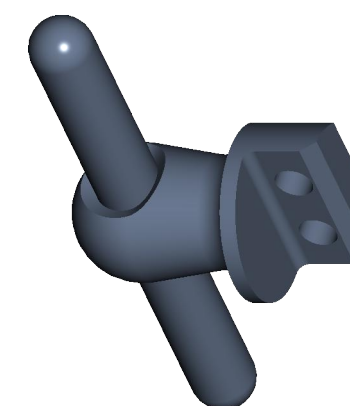
1030-1754  
CONTACT LTC - UZD  
(UNPLATED)



1030-052P  
CONTACT ASSEMBLY  
STATIONARY



1030-1784  
SHAFT



1030-1785  
SHAFT ASSEMBLY  
SHORT

MISCELLANEOUS UZD

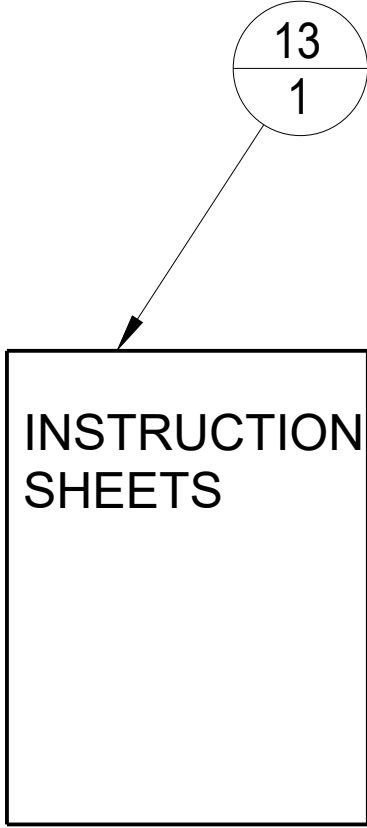




F

COMPANY AND PROPRIETARY: This document contains proprietary information of Prolec-GE Waukesha, Inc. ("Waukesha") and may not be disclosed, copied, modified or used without the written permission of Waukesha. If Waukesha has authorized your possession and/or use of this document, Waukesha has granted you a limited, nonexclusive license to use this document and the information in it only for purposes specified by Waukesha. The document must be promptly returned to Waukesha, after its use and/or under demand by Waukesha. Any possession, disclosure, copying, modification or use not authorized by Waukesha, can constitute a violation of applicable law and be subject to severe penalties.  
©2002 Prolec-GE Waukesha, Inc. All Rights Reserved.



[illegible]

THREE PHASE  
ISO VIEW SHOWN FOR REF. ONLY ASSEMBLY NOT REQUIRED

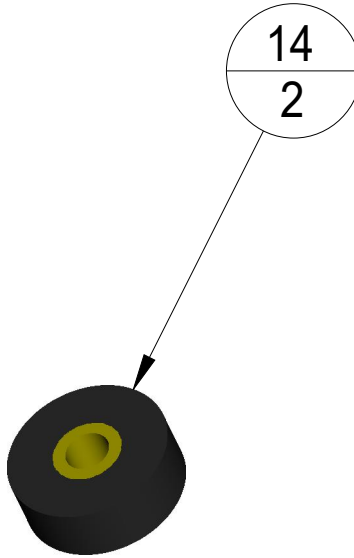
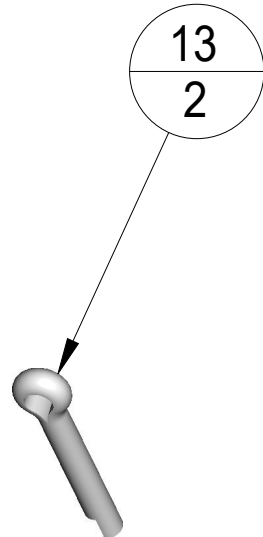
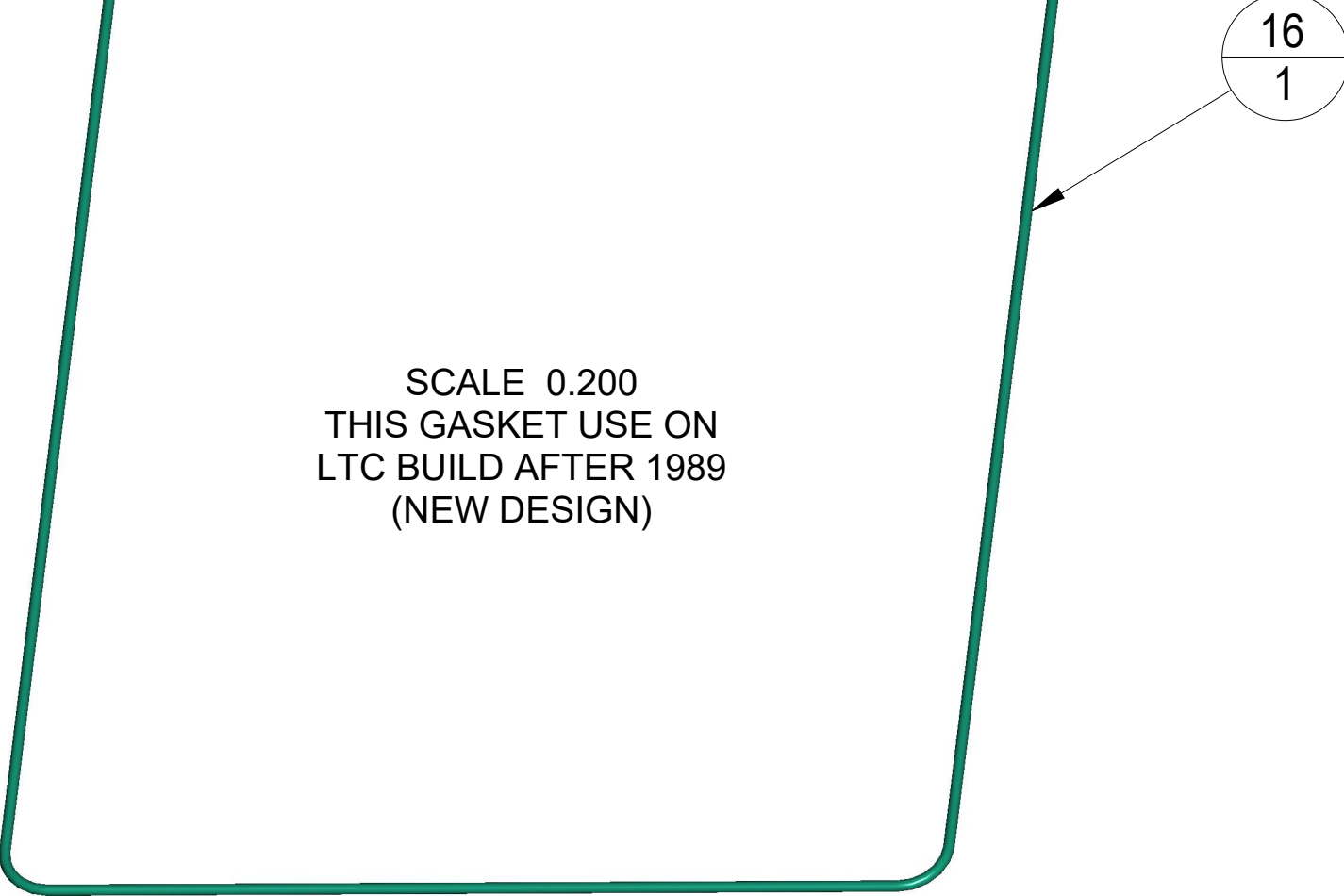
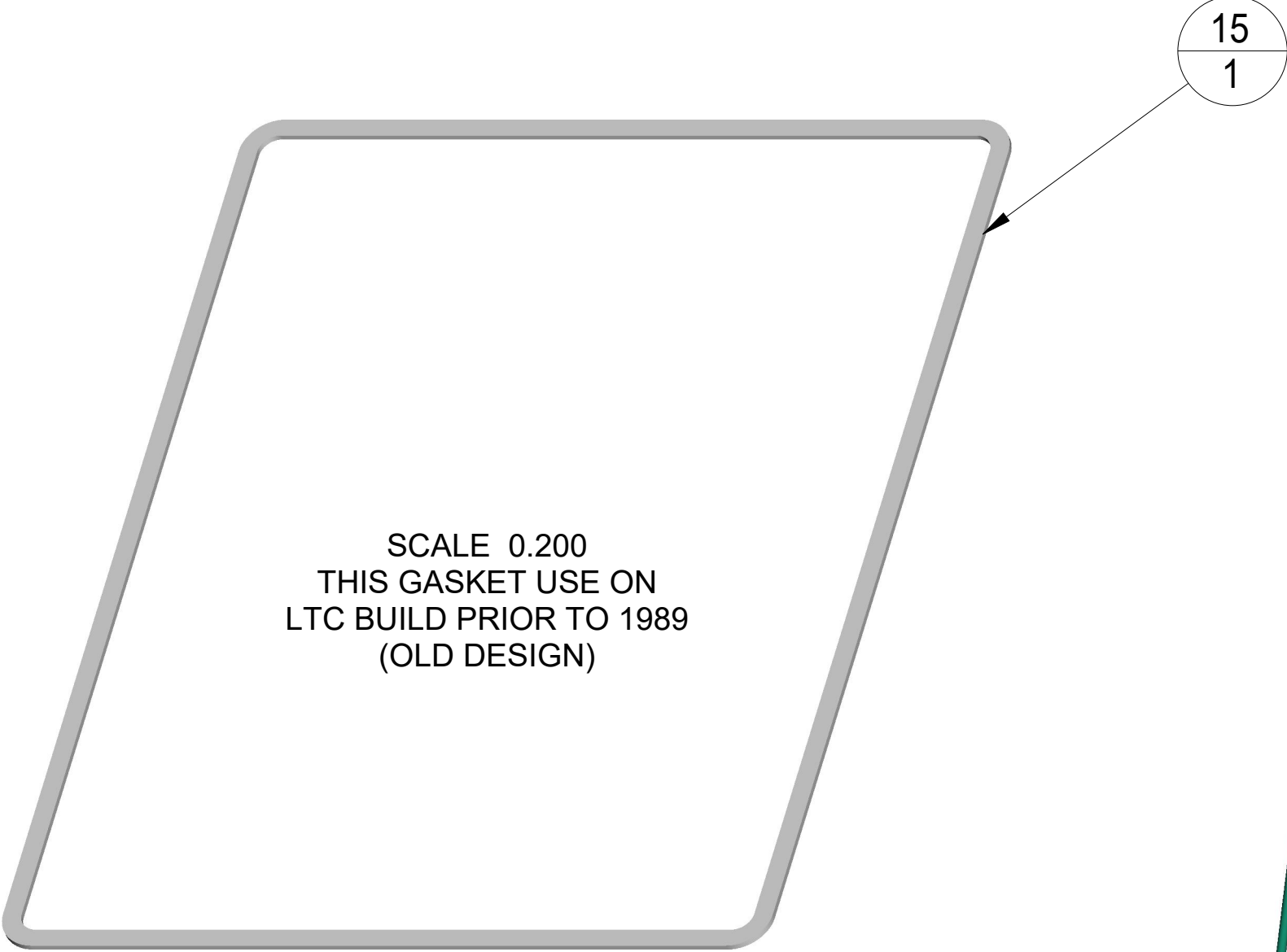
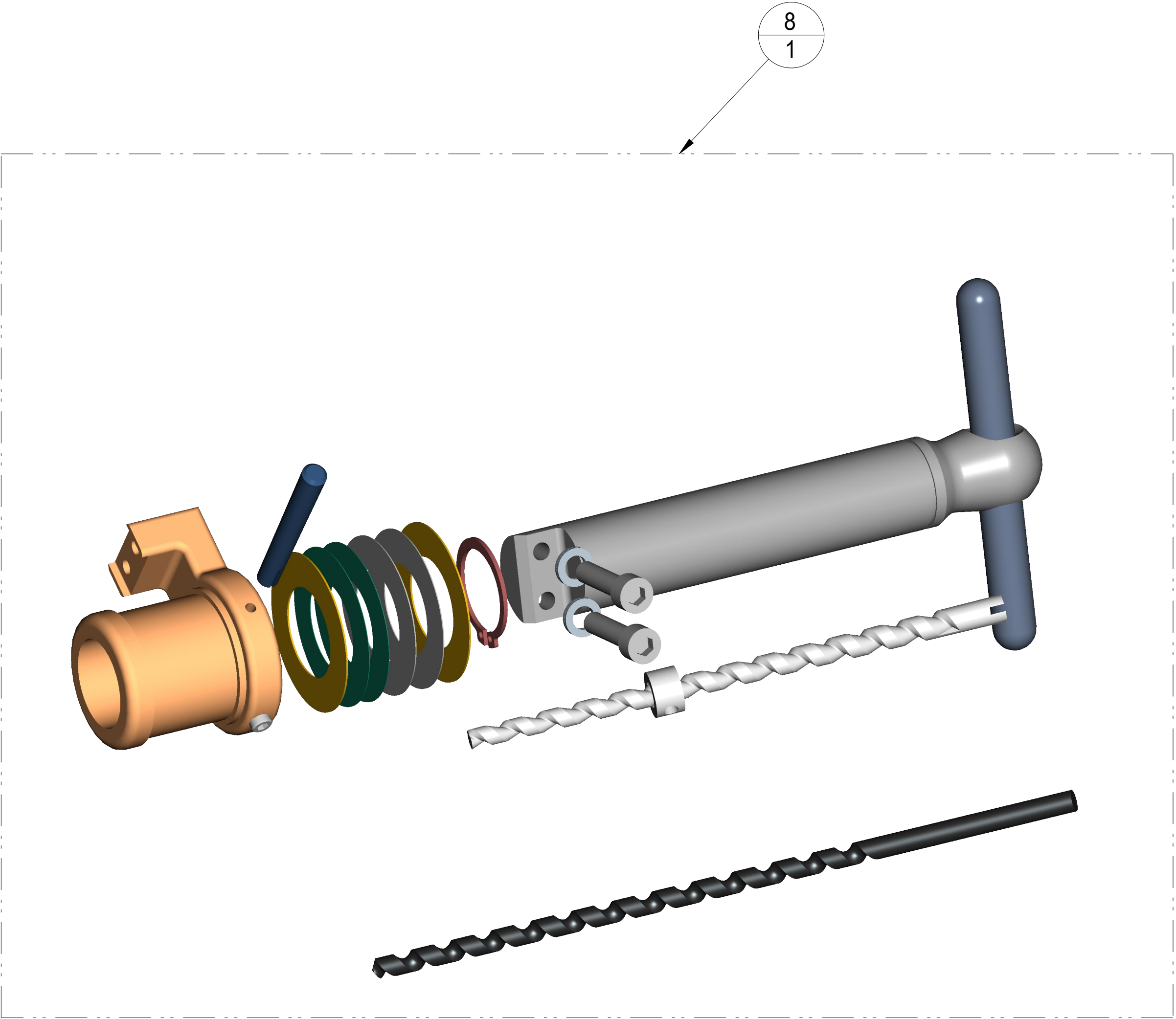




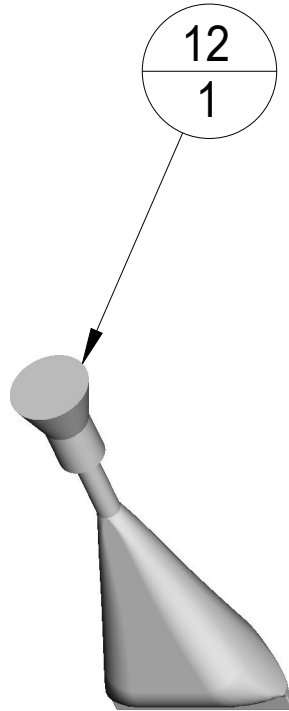
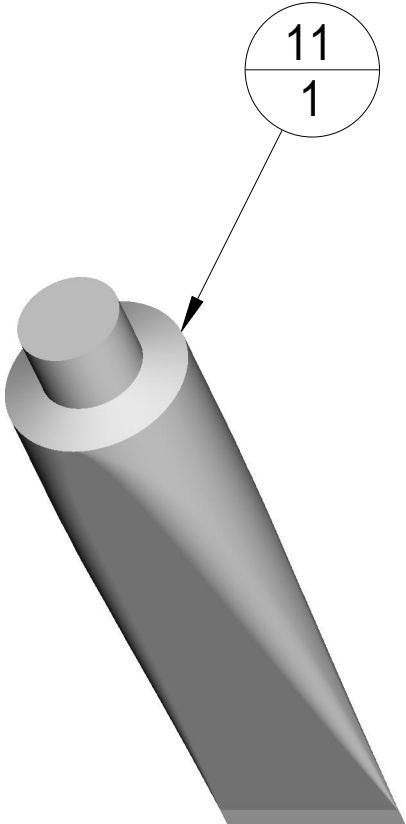
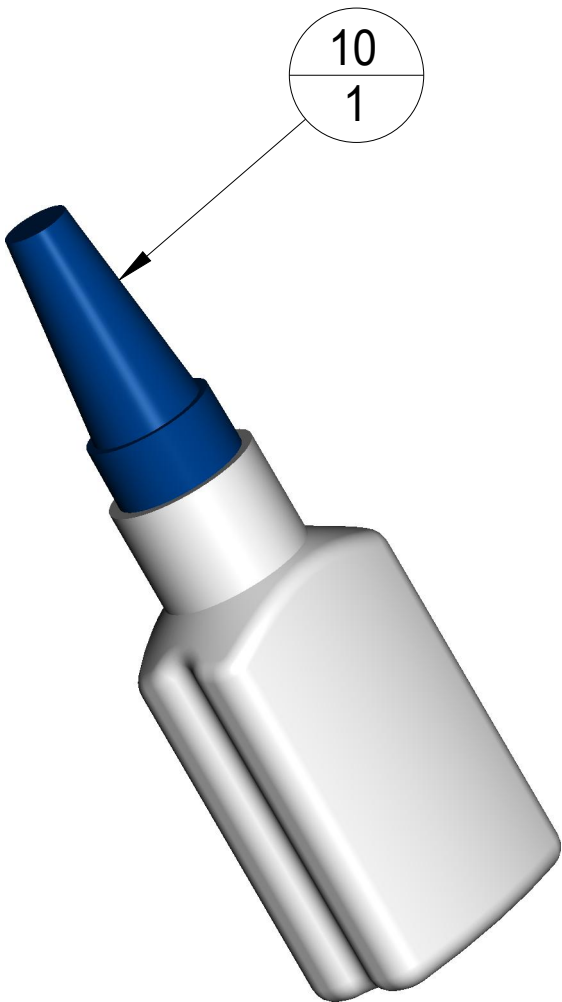









SCALE 2.000

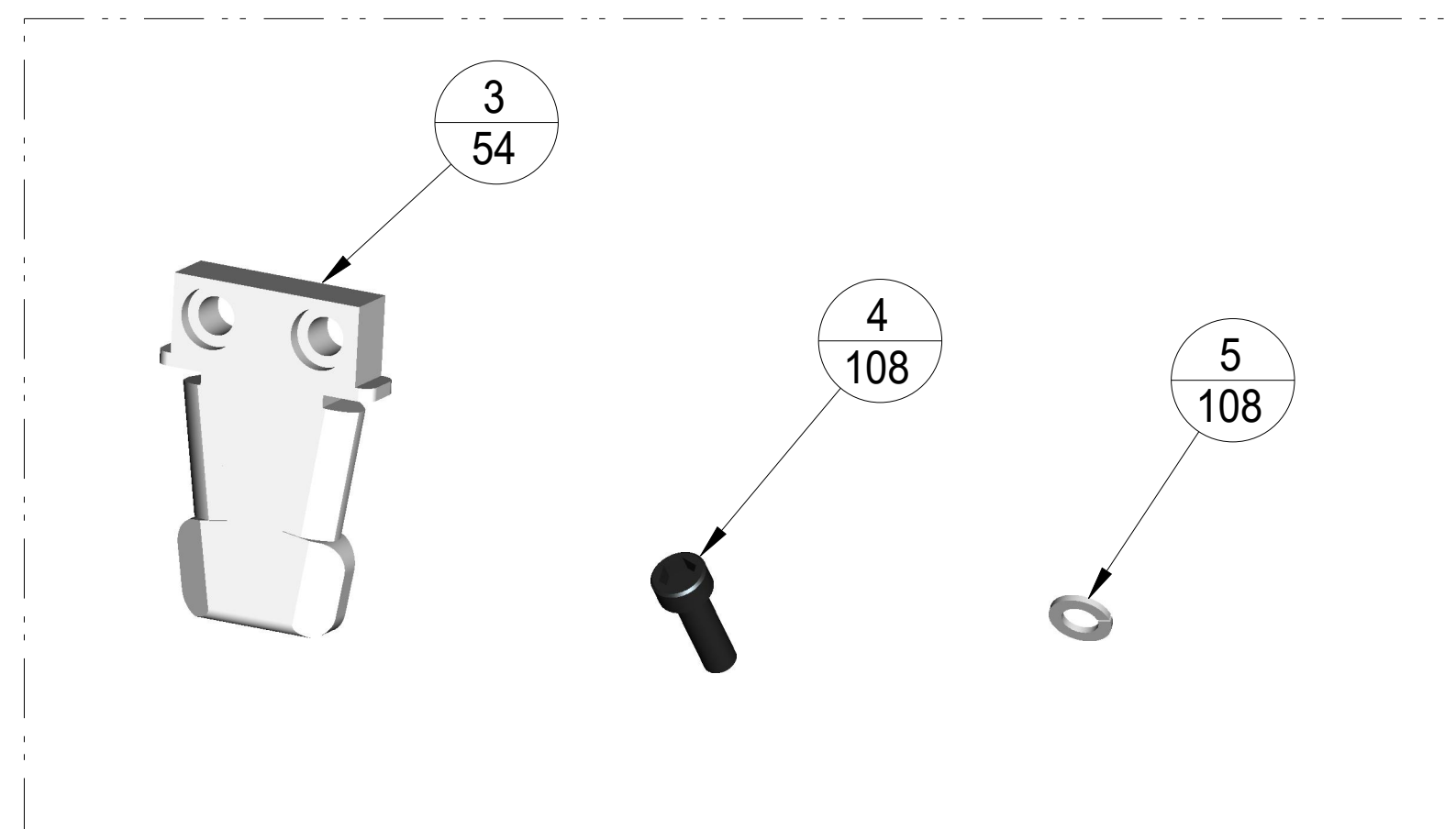
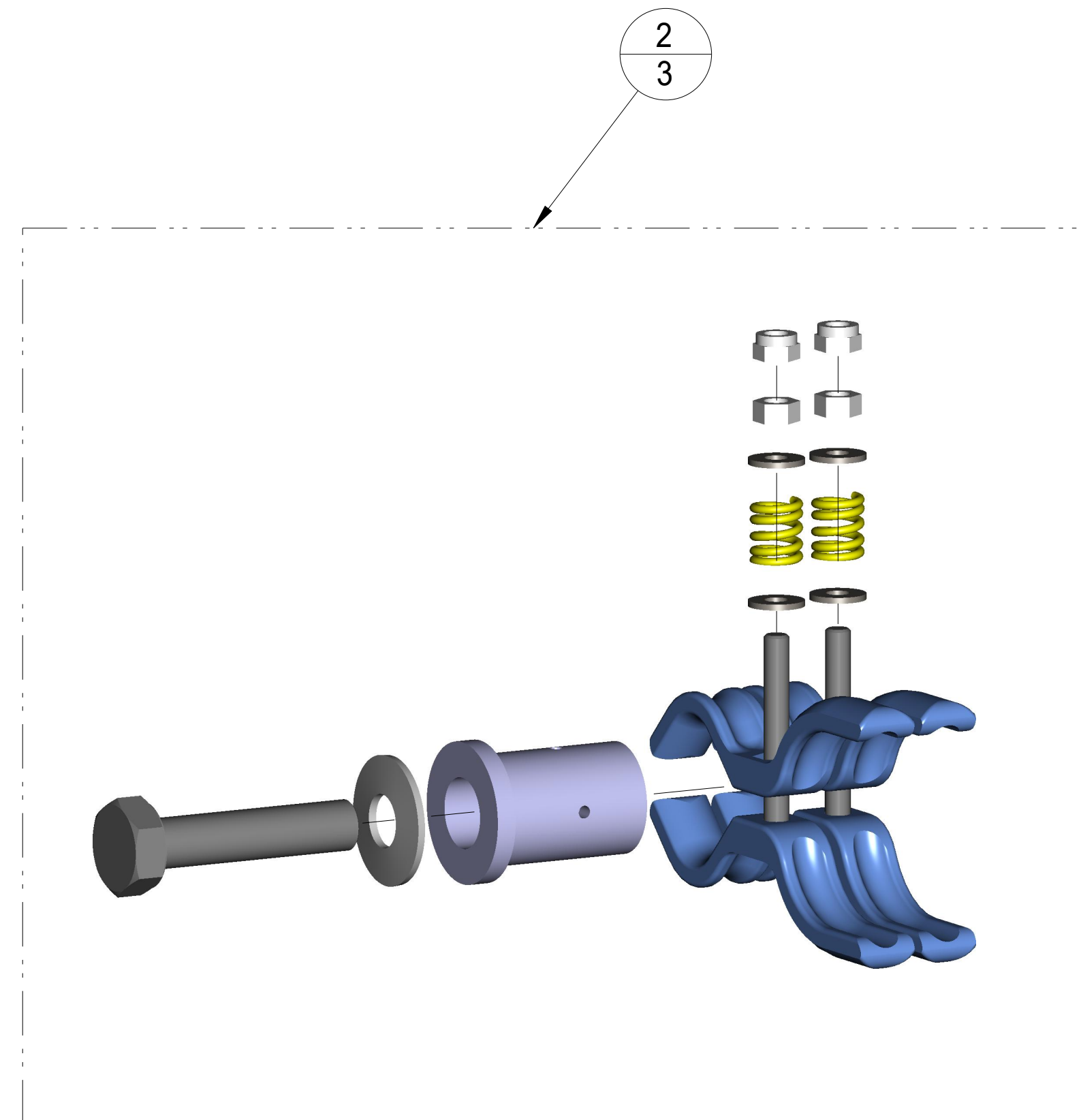
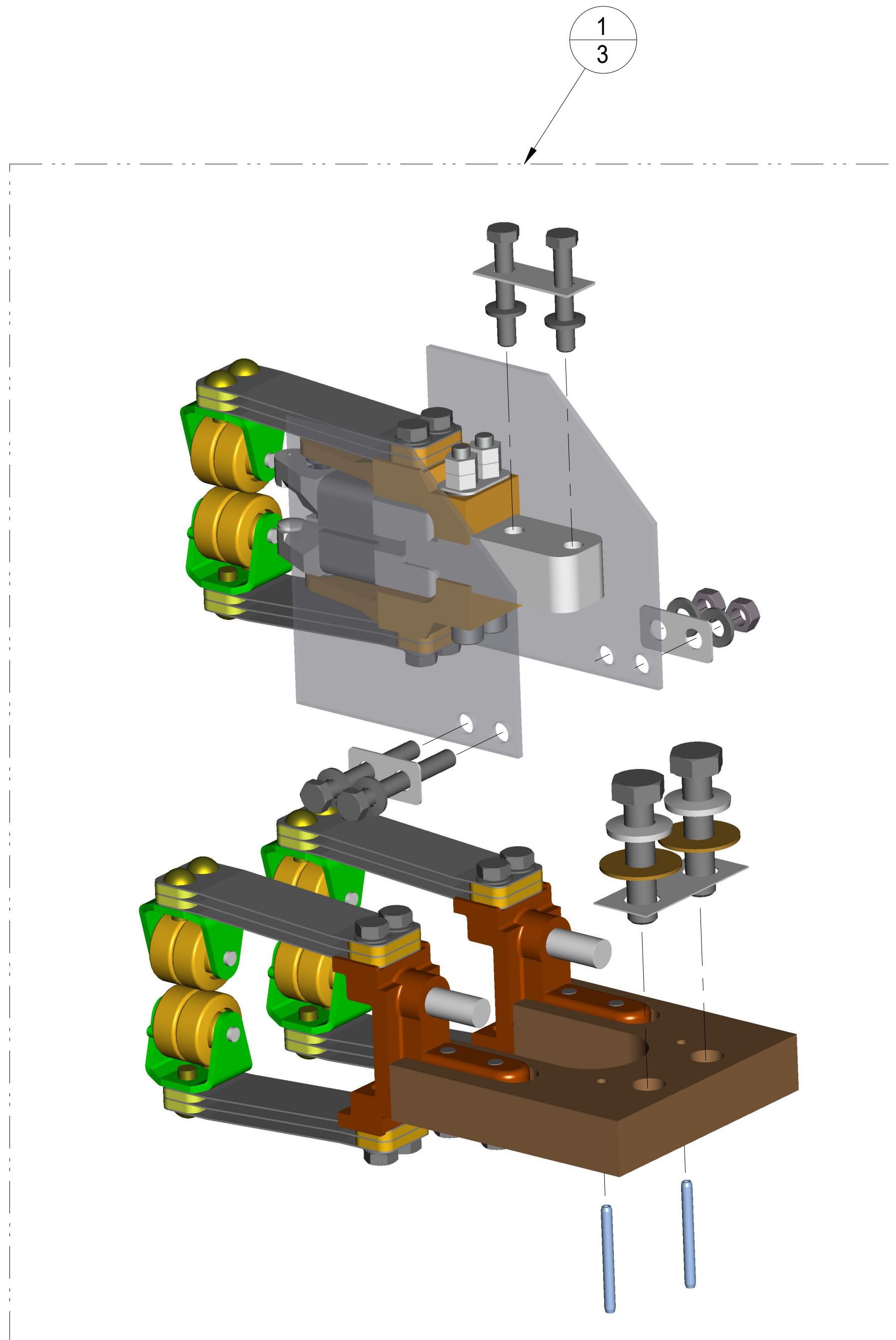


1	1	1030-461	TANK DOOR GASKET (NEW DESIGN)	16
1	1	1030-475	TANK DOOR GASKET (OLD DESIGN)	15
2	2	1030-470	ROLLER ASSEMBLY	14
2	2	8010-200-103	PIN, COTTER SST, M2 X 12LG	13
1	1	1030-460	LOCTITE 271	12
1	1	1030-472	GREASE	11
1	1	1030-375	GLUE (LOCTITE 422)	10
21	-	1030-1754P	CONTACT, DUAL STATIONARY	9
1	1	1030-1730K-V2	REVERSING CONTACT ARM SUBASSEMBLY	8
V2	V1	DRAWING NO.	TITLE	ITEM NO.

QTY		PARTS LIST		
KIT - UZD CONTACT		SIZE	SCALE	DWG. NO.
		D	1.000	1030-021K
		MATERIAL		SEE PARTS LIST
		SHEET		2 of 2

NOTES:  
1. FOR UZD GASKETS SEE DRAWING 1030-1732K.

REVISIONS				
REV	DESCRIPTION	DATE	APPROVAL	
F	1. REDRAWN ON PROIE DATA BASE PER ECR # 140214B	2/18/14	TL	JP
G	1. REMOVE GASKETS AND ADDED REF. NOTE PER ECR # 140324A	3/24/14	TL	JP
G1	1. REMOVE V1 AND V2 IN BOM 2. CHANGE BALLOONS TO SPLIT QTY. 3. CHANGES TEXT SIZE, LARGER PER ECR #170120B	1/20/17	TL	JP

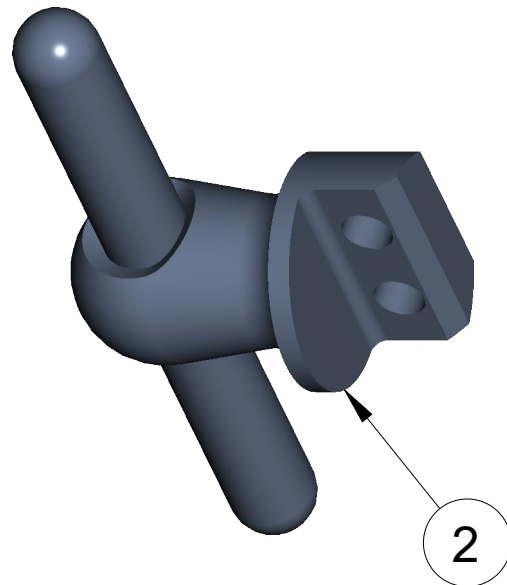
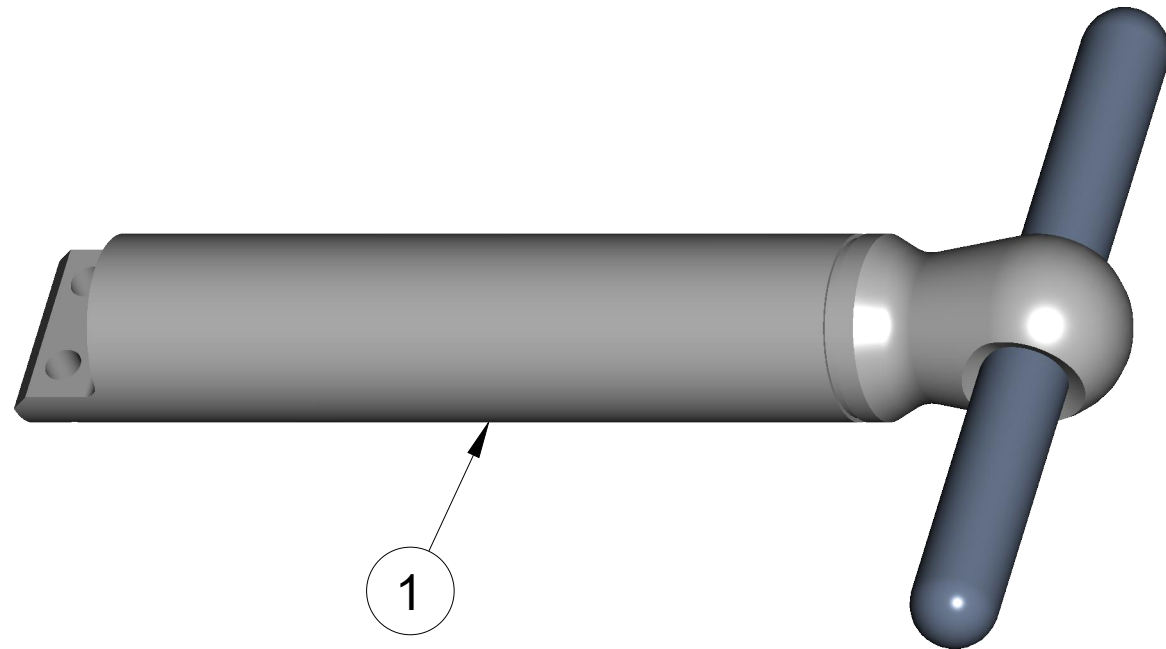


108	8010-198-06	WASHER, LOCK, SS. M5	5
108	8010-099-509	SCREW, CAP, SOC. HD ST M5X.8 X 16 LG	4
54	1030-052P	CONTACT ASSEMBLY, STATIONARY	3
3	1030-025K	KIT- MAIN SLIP CONTACT (BOWTIE)	2
3	1030-027K-OEM	KIT-MAIN CONTACT ARM WITH ROLLERS (PER PHASE)	1
QTY	DRAWING NO.	TITLE	ITEM NO.

[illegible]





REVISIONS				
LTR	REVISION	DATE	APPROVAL	
C	1. REDRAWN ON PRO/E DATA BASE PER ECR # 140407B	04/07/14	TL	JP



3	1030-1785	SHAFT, ASSEMBLY SHORT (LTC-UZD-ASSY, GROUP)	2
3	1030-485	SHAFT, ASSEMBLY LONG	1
QTY	DRAWING NO.	TITLE	ITEM NO.

## PARTS LIST

SOURCE: (M/P)		HVS MATERIAL CODE:		QTY. OF MATERIAL:		 Protec-GE Waukesha, Inc. All rights reserved.									
<div>M</div> <div>UNLESS OTHERWISE SPECIFIED DIMENSIONS ARE IN INCHES TOLERANCE ARE FRACTIONS    DECIMALS    ANGLES                   .XX ± .01            X° ± 1°                   .XXX ± .005</div> <div>DO NOT SCALE DRAWING</div>				DRC / ECR NUMBER:		 9011 GOVERNORS ROW    DALLAS, TEXAS 75247									
												APPROVALS		DATE	
												MATERIAL ANALYSIS NUMBER:		DRAWN	
DATE ANALYSIS PERFORMED:				CHECKED		SIZE B		SCALE 1.000		DWG. NO. 1030-024K		REV. C1			
				QC										11/13/13	
<small>COMPANY AND PROPRIETARY: This document contains proprietary information of Protec-GE Waukesha, Inc. ("Waukesha") and may not be disclosed, copied, modified or used without the written permission of Waukesha. If Waukesha has authorized your possession and/or use of this document, Waukesha has granted you a limited, revocable license to use this document and the information in it only for purposes specified by Waukesha. The document must be promptly returned to Waukesha, after its use and/or upon demand by Waukesha. Any possession, disclosure, copying, modification or use not authorized by Waukesha, can constitute a violation of applicable law and be subject to severe penalties. ©2022 Protec-GE Waukesha, Inc. All Rights Reserved.</small>						MATERIAL						SHEET			
						SEE PARTS LIST						1 of 1			

NOTES:

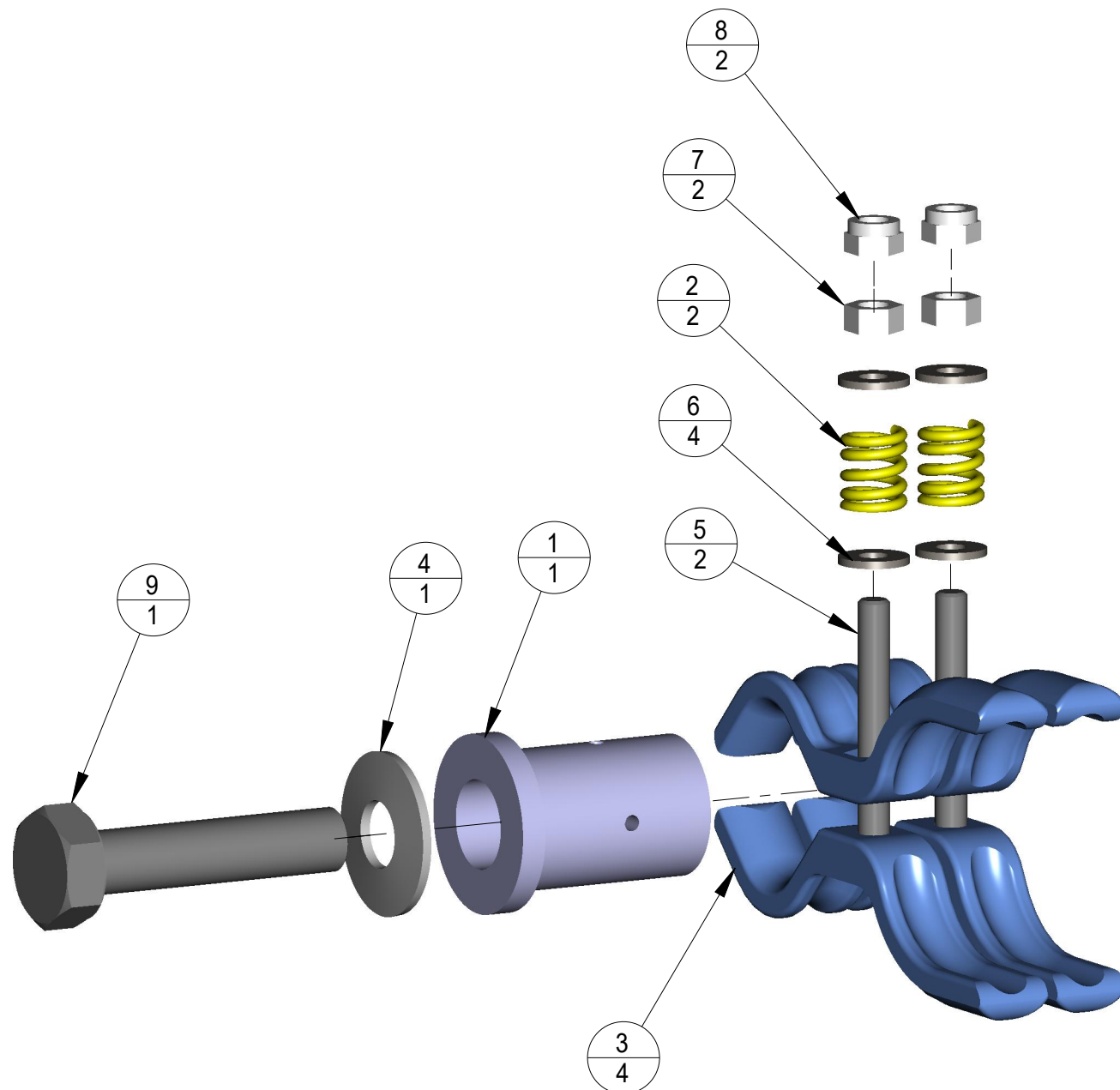
1. SEAL ALL PARTS IN A PLASTIC BAG.

2. ONE KIT PER PHASE.

3. WAUKESHA UZD P/N-0970601R0025, SAP P/N-2044582.

## REVISIONS

LTR	REVISION	DATE	APPROVAL	
F	1. REDRAWN ON PRO/E DATA BASE PER ECR # 140127B	10/16/13	TL	JP
G	1. CHANGE WASHER FROM:8010-068-63 TO: 8010-166-21. 2. CHANGE WAU. FROM: P/N 097061R0025 TO: 0970601R0025. 3. ADDED SAP NO. 2044582. PER ECR #170427C	4/26/17	TL	JP
H	1. ITEM # 6 WAS 8010-166-21 PER ECR # 170517B	05/18/17	SK	JP



1	8010-199-817	SCREW, HEX M10X1.5-6gX45LG SS	9
2	8010-193-06	NUT, LOCKING, NYLON INSERT S.S. M5X.8	8
2	8010-188-06	NUT, PLAIN HEX M5X.8	7
4	8010-166-03	WASHER, FLAT SST #10	6
2	8010-115-516	SCREW, HEX HEAD METRIC M5X.8X40 LG, CAD-ZN ST	5
1	1030-476	WASHER, CONE DISC	4
4	1030-232P	CONTACT BAR	3
2	1030-071	COMPRESSION, SPRING	2
1	1030-065P	CONTACT TUBE	1

## PARTS LIST

SOURCE: (M/P)		HVS MATERIAL CODE:		QTY. OF MATERIAL:		© Prolec-GE Waukesha, Inc. All rights reserved.							
<div>M</div> <div>UNLESS OTHERWISE SPECIFIED DIMENSIONS ARE IN INCHES TOLERANCE ARE FRACTIONS   DECIMALS   ANGLES           .XX ± .01            X° ± 1°           .XXX ± .005</div> <div>DO NOT SCALE DRAWING</div>				DRC / ECR NUMBER:		<div>waukesha</div> <div>9011 GOVERNORS ROW   DALLAS, TEXAS 75247</div>							
MATERIAL ANALYSIS NUMBER:				DRAWN T. LY		DATE 10/16/13		TITLE KIT- MAIN SLIP CONTACT (BOWTIE)					
DATE ANALYSIS PERFORMED:				CHECKED									
				QC				SIZE B	SCALE 1.000	DWG. NO. 1030-025K		REV. H	
<small>COMPANY AND PROPRIETARY: This document contains proprietary information of Prolec-GE Waukesha, Inc. ("Waukesha") and may not be disclosed, copied, modified or used without the written permission of Waukesha. If Waukesha has authorized your possession and/or use of this document, Waukesha has granted you a limited, revocable license to use this document and the information in it only for purposes specified by Waukesha. The document must be promptly returned to Waukesha, after its use and/or upon demand by Waukesha. Any possession, disclosure, copying, modification or use not authorized by Waukesha, can constitute a violation of applicable law and be subject to severe penalties. ©2022 Prolec-GE Waukesha, Inc. All Rights Reserved.</small>								MATERIAL				SHEET SEE PARTS LIST   1 of 1	

EQUIPMENT TYPE / NO.

WUKESHA UZD, ABB UZE & ABB UZF

DWG. NO.

1030-026K

SH

1

REV.

A

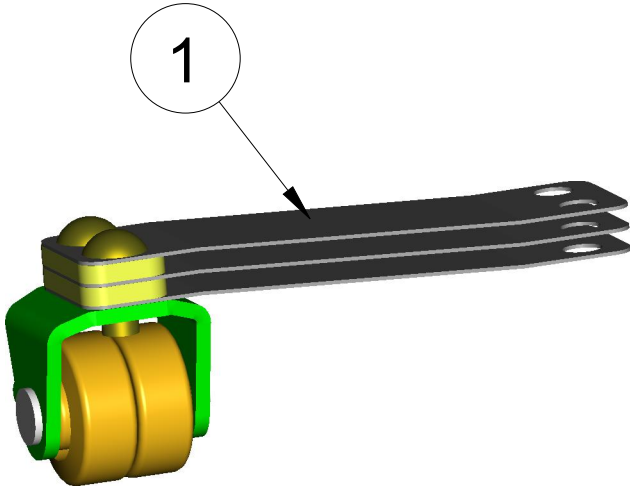
NOTES:

1. WUAKESHA P/N - 0765500R0002.

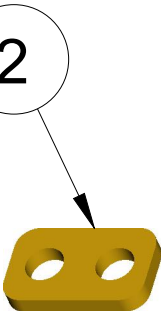
REVISIONS

LTR	REVISION	DATE	APPROVAL	
A	1. REDRAWN ON PRO/E DATA BASE PER ECR # 140213C	11/4/13	TL	JP


1




2



3



4



12	8010-101-24	WASHER, BELLEVILLE	4
12	8010-115-509	SCREW, HEX. HD. M5-8 X 16 LG	3
12	1030-222	2-HOLES WASHER	2
6	1030-217	ROLLER ASSEMBLY	1
QTY	DRAWING NO.	TITLE	ITEM NO.

PARTS LIST

SOURCE: (M/P)

M

HVS MATERIAL CODE:

QTY. OF MATERIAL:

© Prolec-GE Waukesha, Inc. All rights reserved.

UNLESS OTHERWISE SPECIFIED  
DIMENSIONS ARE IN INCHES  
TOLERANCE ARE  
FRACTIONS    DECIMALS    ANGLES  
.XX ± .01        X° ± 1°  
.XXX ± .005

DO NOT SCALE DRAWING

MATERIAL ANALYSIS NUMBER:

DATE ANALYSIS PERFORMED:

DRC / ECR NUMBER:

APPROVALS

T. LY

DATE

10/31/13

SIZE

B

SCALE

1.000

DWG. NO.

1030-026K

REV.

A

TITLE

KIT - MAIN BREAKING  
CONTACT (PER PHASE)

MATERIAL

SEE PARTS LIST

SHEET

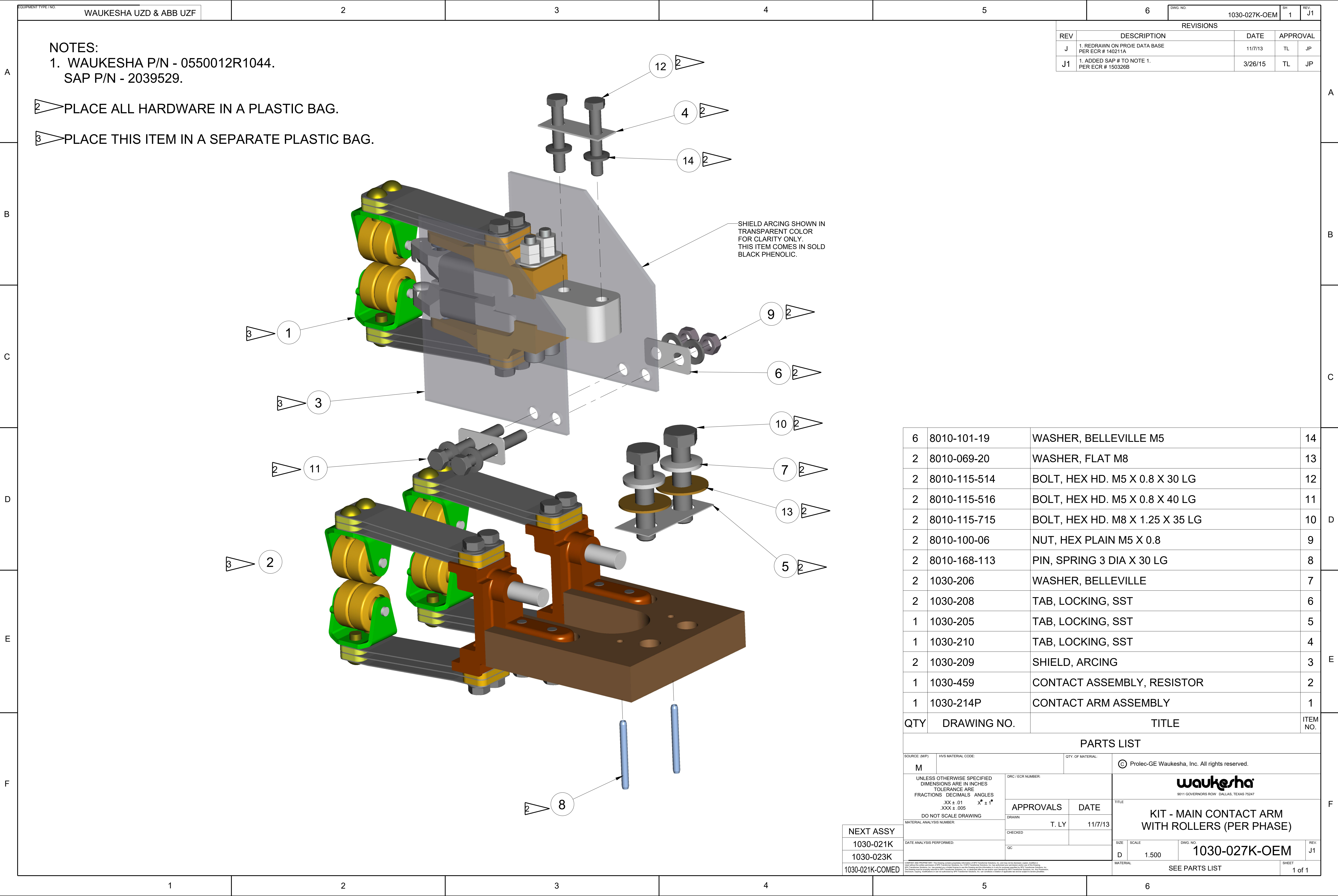
1 of 1

NEXT ASSY

1030-027K-OEM

COMPANY AND PROPRIETARY: This document contains proprietary information of Prolec-GE Waukesha, Inc. ("Waukesha") and may not be disclosed, copied, modified or used without the written permission of Waukesha. If Waukesha has authorized your possession and/or use of this document, Waukesha has granted you a limited, revocable license to use this document and the information in it only for purposes specified by Waukesha. The document must be promptly returned to Waukesha, after its use and/or upon demand by Waukesha. Any possession, disclosure, copying, modification or use not authorized by Waukesha, can constitute a violation of applicable law and be subject to severe penalties.  
©2022 Prolec-GE Waukesha, Inc. All Rights Reserved.





EQUIPMENT TYPE / NO.

WAUKESHA UZD

DWG. NO.

1030-029K

SH

1

REV.

C

NOTES:

1. WAUKESHA P/N: SAP 2059792 (055012R1022).

2. SEAL ALL COMPONENTS IN PLASTIC BAG.

3. ASSEMBLY SHOWN FOR REFERENCE ONLY ALL COMPONENTS SHIP NOT ASSEMBLE AND IN PLASTIC BAG.

Exploded view diagram of the KIT- COUNTER ASSEMBLY. Callouts 1-10 point to various components: 1. Drive Disc, 2. Connecting Arm, 3. Counter Assembly, 4. Instruction Sheet, 5. Washer, 6. Washer, 7. Washer, 8. Washer, 9. Washer, 10. Snap Ring.

2	8010-225-03	SNAP RING, EXTERNAL, 3M	10
2	8010-224-305	SCREW, PAN HD, PHILLIPS M3 X 0.5 X 8 LG	9
7	8010-221-32	WASHER, FLAT ID .476, OD .787, .02 THK	8
1	8010-168-113	PIN, SPRING 3MM X 30MM	7
2	8010-166-21	WASHER, FLAT SST .209 ID X .394 OD X .039 THK	6
2	8010-116-04	WASHER, LOCK METRIC M3	5
1	1030-713	INSTRUCTION SHEET	4
1	1030-709	COUNTER, ASSEMBLY	3
1	1030-708	CONNECTING, ARM	2
1	1030-705	DRIVE DISC., COUNTER ASSEMBLY	1
QTY	DRAWING NO.	TITLE	ITEM NO.

2

1

3

1

4

7

5

2

6

2

7

1

8

7

9

2

10

2

1

1

2

1

3

1

4

7

5

2

6

2

7

1

8

7

9

2

10

2

1

1

2

1

3

1

4

7

5

2

6

2

7

1

8

7

9

2

10

2

1

1

2

1

3

1

4

7

5

2

6

2

7

1

8

7

9

2

10

2

1

1

2

1

3

1

4

7

5

2

6

2

7

1

8

7

9

2

10

2

1

1

2

1

3

1

4

7

5

2

6

2

7

1

8

7

9

2

10

2

1

1

2

1

3

1

4

7

5

2

6

2

7

1

8

7

9

2

10

2

1

1

2

1

3

1

4

7

5

2

6

2

7

1

8

7

9

2

10

2

1

1

2

1

3

1

4

7

5

2

6

2

7

1

8

7

9

2

10

2

1

1

2

1

3

1

4

7

5

2

6

2

7

1

8

7

9

2

10

2

1

1

2

1

3

1

4

7

5

2

6

2

7

1

8

7

9

2

10

2

1

1

2

1

3

1

4

7

5

2

6

2

7

1

8

7

9

2

10

2

1

1

2

1

3

1

4

7

5

2

6

2

7

1

8

7

9

2

10

2

1

1

2

1

3

1

4

7

5

2

6

2

7

1

8

7

9

2

10

2

1

1

2

1

3

1

4

7

5

2

6

2

7

1

8

7

9

2

10

2

1

1

2

1

3

1

4

7

5

2

6

2

7

1

8

7

9

2

10

2

1

1

2

1

3

1

4

7

5

2

6

2

7

1

8

7

9

2

10

2

1

1

2

1

3

1

4

7

5

2

6

2

7

1

8

7

9

2

10

2

1

1

2

1

3

1

4

7

5

2

6

2

7

1

8

7

9

2

10

2

1

1

2

1

3

1

4

7

5

2

6

2

7

1

8

7

9

2

10

2

1

1

2

1

3

1

4

7

5

2

6

2

7

1

8

7

9

2

10

2

1

1

2

1

3

1

4

7

5

2

6

2

7

1

8

7

9

2

10

2

1

1

2

1

3

1

4

7

5

2

6

2

7

1

8

7

9

2

10

2

1

1

2

1

3

1

4

7

5

2

6

2

7

1

8

7

9

2

10

2

1

1

2

1

3

1

4

7

5

2

6

2

7

1

8

7

9

2

10

2

1

1

2

1

3

1

4

7

5

2

6

2

7

1

8

7

9

2

10

2

1

1

2

1

3

1

4

7

5

2

6

2

7

1

8

7

9

2

10

2

1

1

2

1

3

1

4

7

5

2

6

2

7

1

8

7

9

2

10

2

1

1

2

1

3

1

4

7

5

2

6

2

7

1

8

7

9

2

10

2

1

1

2

1

3

1

4

7

5

2

6

2

7

1

8

7

9

2

10

2

1

1

2

1

3

1

4

7

5

2

6

2

7

1

8

7

9

2

10

2

1

1

2

1

3

1

4

7

5

2

6

2

7

1

8

7

9

2

10

2

1

1

2

1

3

1

4

7

5

2

6

2

7

1

8

7

9

2

10

2

1

1

2

1

3

1

4

7

5

2

6

2

7

1

8

7

9

2

10

2

1

1

2

1

3

1

4

7

5

2

6

2

7

1

8

7

9

2

10

2

1

1

2

1

3

1

4

7

5

2

6

2

7

1

8

7

9

2

10

2

1

1

2

1

3

1

4

7

5

2

6

2

7

1

8

7

9

2

10

2

1

1

2

1

3

1

4

7

5

2

6

2

7

1

8

7

9

2

10

2

1

1

2

1

3

1

4

7

5

2

6

2

7

1

8

7

9

2

10

2

1

1

2

1

3

1

4

7

5

2

6

2

7

1

8

7

9

2

10

2

1

1

2

1

3

1

4

7

5

2

6

2

7

1

8

7

9

2

10

2

1

1

2

1

3

1

4

7

5

2

6

2

7

1

8

7

9

2

10

2

1

1

2

1

3

1

4

7

5

2

6

2

7

1

8

7

9

2

10

2

1

1

2

1

3

1

4

7

5

2

6

2

7

1

8

7

9

2

10

2

1

1

2

1

3

1

4

7

5

2

6

2

7

1

8

7

9

2

10

2

1

1

2

1

3

1

4

7

5

2

6

2

7

1

8

7

9

2

10

2

1

1

2

1

3

1

4

7

5

2

6

2

7

1

8

7

9

2

10

2

1

1

2

1

3

1

4

7

5

2

6

2

7

1

8

7

9

2

10

2

1

1

2

1

3

1

4

7

5

2

6

2

7

1

8

7

9

2

10

2

1

1

2

1

3

1

4

7

5

2

6

2

7

1

8

7

9

2

10

2

1

1

2

1

3

1

4

7

5

2

6

2

7

1

8

7

9

2

10

2

1

1

2

1

3

1

4

7

5

2

6

2

7

1

8

7

9

2

10

2

1

1

2

1

3

1

4

7

5

2

6

2

7

1

8

7

9

2

10

2

1

1

2

1

3

1

4

7

5

2

6

2

7

1

8

7

9

2

10

2

1

1

2

1

3

1

4

7

5

2

6

2

7

1

8

7

9

2

10

2

1

1

2

1

3

1

4

7

5

2

6

2

7

1

8

7

9

2

10

2

1

1

2

1

3

1

4

7

5

2

6

2

7

1

8

7

9

2

10

2

1

1

2

1

3

1

4

7

5

2

6

2

7

1

8

7

9

2

10

2

1

1

2

1

3

1

4

7

5

2

6

2

7

1

8

7

9

2

10

2

1

1

2

1

3

1

4

7

5

2

6

2

7

1

8

7

9

2

10

2

1

1

2

1

3

1

4

7

5

2

6

2

7

1

8

7

9

2

10

2

1

1

2

1

3

1

4

7

5

2

6

2

7

1

8

7

9

2

10

2

1

1

2

1

3

1

4

7

5

2

6

2

7

1

8

7

9

2

10

2

1

1

2

1

3

1

4

7

5

2

6

2

7

1

8

7

9

2

10

2

1

1

2

1

3

1

4

7

5

2

6

2

7

1

8

7

9

2

10

2

1

1

2

1

3

1

4

7

5

2

6

2

7

1

8

7

9

2

10

2

1

1

2

1

3

1

4

7

5

2

6

2

7

1

8

7

9

2

10

2

1

1

2

1

3

1

4

7

5

2

6

2

7

1

8

7

9

2

10

2

1

1

2

1

3

1

4

7

5

2

6

2

7

1

8

7

9

2

10

2

1

1

2

1

3

1

4

7

5

2

6

2

7

1



EQUIPMENT TYPE / NO.

WAUKESHA UZD

DWG. NO.

1030-031K

SH


1

REV.


D1

NOTES:  
1. WAUKESHA P/N - 0550012R1145.


7  
15




2  
30




5  
3




4  
4




6  
2



3  
1



WIRING DIAGRAM



15	8010-150-04	TIE, CABLE, NATURAL-COLOR, NYLON, .13W X 8.0 LNG	7
2	8010-235-01	BUTT SPLICE, STEP ASSY, #16-14 TO #22-18	6
3	8010-156-01	TERMINAL, QUICK DISC., INS. #16-14 AWG	5
4	8010-236-01	SPADE TERMINAL, NON-INSULATED #22-#18	4
1	1030-787	WIRING DIAGRAM	3
1	1030-722	WIRE (30 INCHES)	2
1	1030-718	MOTOR ASSEMBLY	1
QTY	DRAWING NO.	TITLE	ITEM NO.

UNLESS OTHERWISE SPECIFIED  
DIMENSIONS ARE IN INCHES  
TOLERANCE ARE  
FRACTIONS   DECIMALS   ANGLES  
.XX ± .01   X° ± 1°  
.XXX ± .005

DO NOT SCALE DRAWING

MATERIAL ANALYSIS NUMBER:

DATE ANALYSIS PERFORMED:

DRC / ECR NUMBER:  
-


APPROVALS

DATE

DRAWN  
TIM A  
03-27-15

CHECKED  
T. LY  
03-27-15

QC  
-  
-



9011 GOVERNORS ROW DALLAS, TEXAS 75247

TITLE

KIT-BODINE MOTOR REPLACEMENT

SIZE  
B

SCALE  
0.375

DWG. NO.  
1030-031K

REV.  
D1

MATERIAL

SEE PARTS LIST

SHEET  
1 of 1

COMPANY AND PROPRIETARY: This document contains proprietary information of Prolec-GE Waukesha, Inc. ("Waukesha") and may not be disclosed, copied, modified or used without the written permission of Waukesha. If Waukesha has authorized your possession and/or use of this document, Waukesha has granted you a limited, revocable license to use this document and the information in it only for purposes specified by Waukesha. The document must be promptly returned to Waukesha, after its use and/or upon demand by Waukesha. Any possession, disclosure, copying, modification or use not authorized by Waukesha, can constitute a violation of applicable law and be subject to severe penalties.

©2022 Prolec-GE Waukesha, Inc. All Rights Reserved.

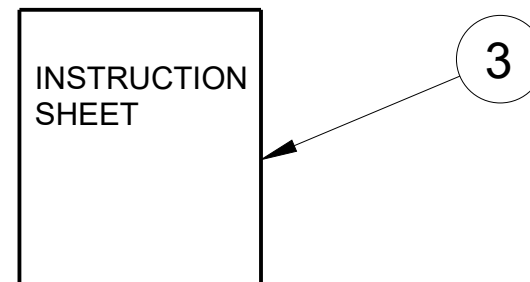
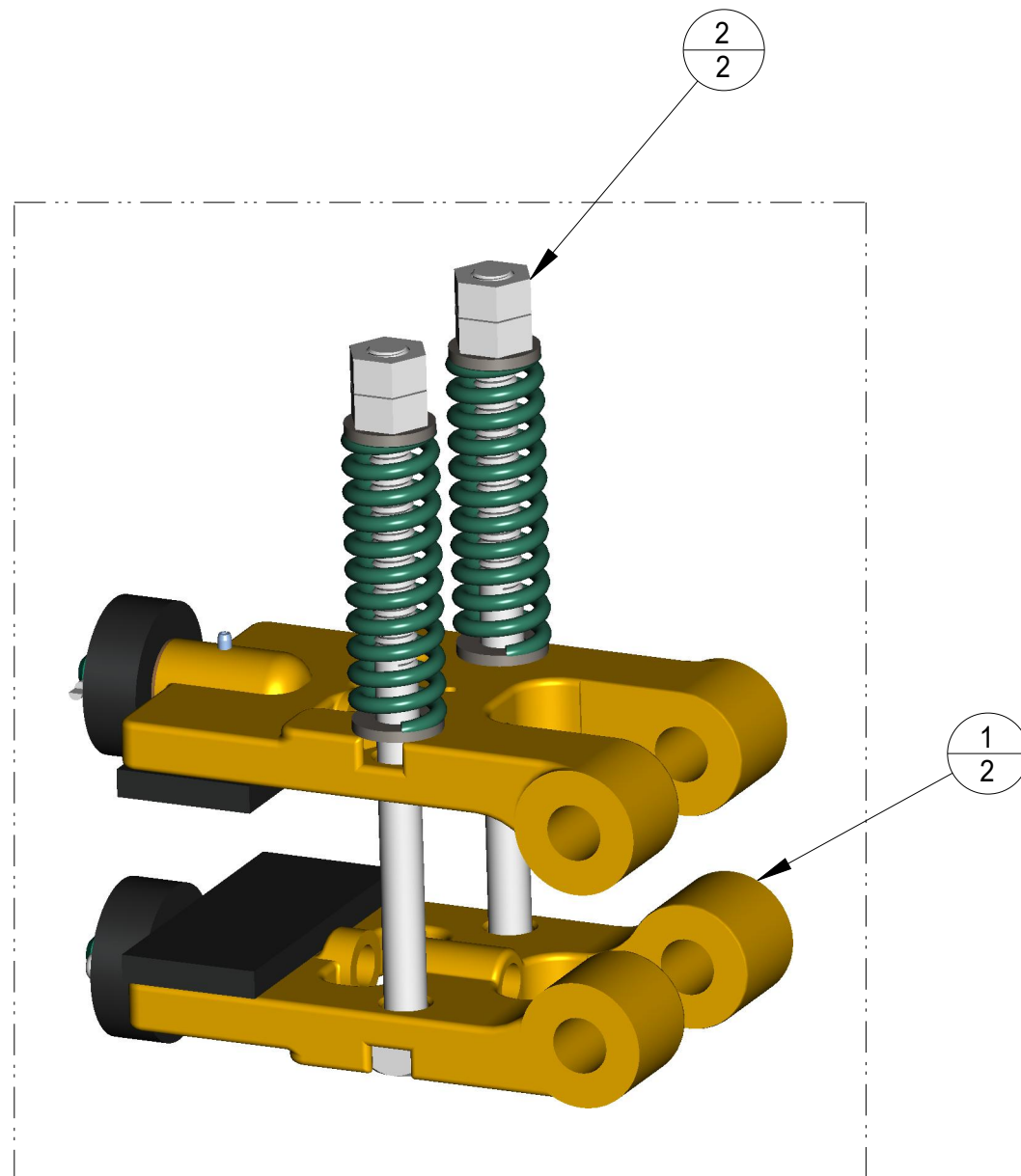


[illegible]

SOURCE: (MAP)	HVS MATERIAL CODE:	QTY. OF MATERIAL:	
M			
UNLESS OTHERWISE SPECIFIED DIMENSIONS ARE IN INCHES TOLERANCE ARE FRACTIONS DECIMALS ANGLES  $.XX \pm .01$ $.XXX \pm .005$ $X^{\circ} \pm 1^{\circ}$		DRC / ECR NUMBER:	
		APPROVALS	DATE
		T. LY	6/1/15
MATERIAL NUMBER:		CHECKED	
DO NOT SCALE DRAWING		A. GAYTAN	02/04/21
		QC	
DATE ANALYSIS PERFORMED:			

CONFIDENTIAL AND PROPRIETARY: This document contains proprietary information of Fluorocyt, Inc. ("Fluorocyt") and may not be disclosed, copied, modified or used without the express written permission of Fluorocyt. It is intended for internal project use only. Fluorocyt, the Fluorocyt logo, and all other marks contained herein are trademarks of Fluorocyt, Inc. All other marks contained herein are the property of their respective owners. Fluorocyt, the Fluorocyt logo, and all other marks contained herein are trademarks of Fluorocyt, Inc. All other marks contained herein are the property of their respective owners. Fluorocyt, the Fluorocyt logo, and all other marks contained herein are trademarks of Fluorocyt, Inc. All other marks contained herein are the property of their respective owners.

REVISIONS				
LTR	REVISION	DATE	APPROVAL	
A	1. REDRAWN ON PRO/E DATA BASE PER ECR # 140221B	3/10/14	TL	JP
B	1. CHANGE THE ASSY # FROM 2030-021K-COMED TO 1030-021K-COMED IN NEXT ASSY BOX. 2. ADD ASSY # 1030-21K PER ECR # 140429A	8/29/14	SK	JP



1	1030-863	INSTRUCTION SHEET	3
2	1030-827	HARDWARE ASSEMBLY, UZD BRAKE	2
2	1030-468	BRAKE ASSEMBLY, UZD	1
QTY	DRAWING NO.	TITLE	ITEM NO.

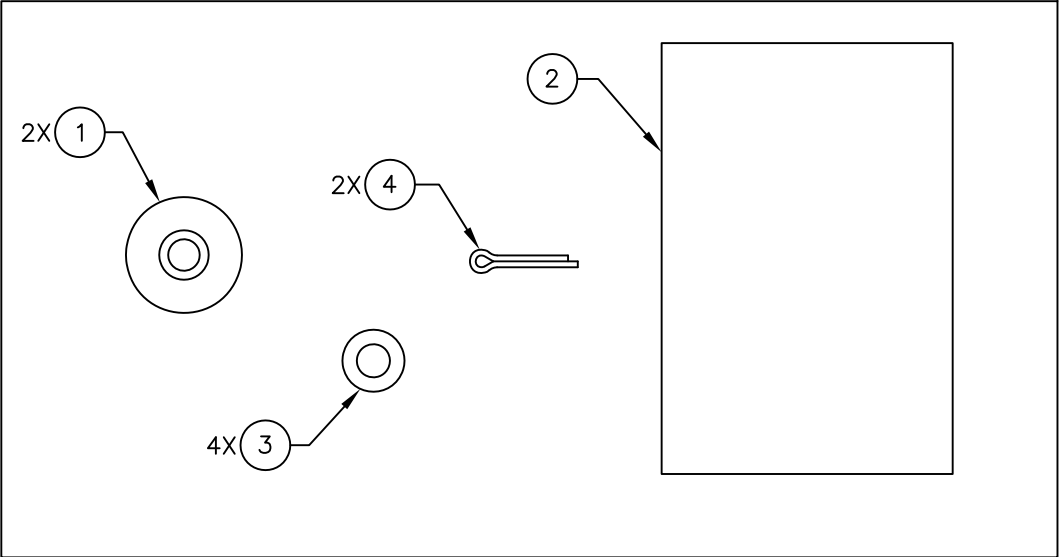
## PARTS LIST

SOURCE: (M/P)		HVS MATERIAL CODE:		QTY. OF MATERIAL:		© Prolec-GE Waukesha, Inc. All rights reserved.							
P  UNLESS OTHERWISE SPECIFIED DIMENSIONS ARE IN INCHES TOLERANCE ARE FRACTIONS    DECIMALS    ANGLES .XX ± .01                    X° ± 1° .XXX ± .005  DO NOT SCALE DRAWING		DRC / ECR NUMBER:		APPROVALS  DATE		waukesha  9011 GOVERNORS ROW    DALLAS, TEXAS 75247  TITLE  KIT-BRAKE ROLLER  UZD							
MATERIAL ANALYSIS NUMBER:		DRAWN  T. LY		3/10/14		SIZE  B		SCALE  1.000		DWG. NO.  1030-042K		REV.  B	
CHECKED													
DATE ANALYSIS PERFORMED:		QC											
<small>COMPANY AND PROPRIETARY: This document contains proprietary information of Prolec-GE Waukesha, Inc. ("Waukesha") and may not be disclosed, copied, modified or used without the written permission of Waukesha. If Waukesha has authorized your possession and/or use of this document, Waukesha has granted you a limited, revocable license to use this document and the information in it only for purposes specified by Waukesha. The document must be promptly returned to Waukesha, after its use and/or upon demand by Waukesha. Any possession, disclosure, copying, modification or use not authorized by Waukesha, can constitute a violation of applicable law and be subject to severe penalties. ©2022 Prolec-GE Waukesha, Inc. All Rights Reserved.</small>						MATERIAL						SHEET	
						SEE PARTS LIST						1 of 1	

NOTES:

1. SEAL ALL PARTS IN A PLASTIC BAG.

REVISIONS				
LTR.	REVISION	DATE	APPROVAL	
A	1) ITEM 2 WAS 1030-863-2 PER ECR # 030722A	7-22-03	JW	MG



CONFIDENTIAL AND PROPRIETARY  
This document contains proprietary information of SPX Transformer Solutions, Inc. and may not be disclosed, copied, modified or used without the written permission of SPX Transformer Solutions, Inc. If SPX Transformer Solutions, Inc. has authorized your possession and/or use of this document, SPX Transformer Solutions, Inc. has granted you a limited, revocable license to use this document and the information in it only for purposes specified by SPX Transformer Solutions, Inc. The document must be promptly returned to SPX Transformer Solutions, Inc., after its use and/or upon demand by SPX Transformer Solutions, Inc. Any possession, disclosure, copying, modification or use not authorized by SPX Transformer Solutions, Inc., can constitute a violation of applicable law and be subject to severe penalties.

© 2003 SPX Transformer Solutions, Inc. All rights reserved.

EQUIPMENT TYPE / NO. WAUKESHA UZD			TITLE KIT – BRAKE ROLLER BULLETIN	
DRAWN JW	CHECKED M Garza	NEXT ASSY		PH. (800) 338-5526
SCALE 1/1	DATE 7-21-03	SHEET 1 OF 1	FAX (214) 637-1157	
HIGH VOLTAGE SUPPLY®		B	9011 GOVERNORS ROW DALLAS, TEXAS 75247	DRAWING NUMBER 1030-043K

2	8010-261-101	PIN, COTTER, SS STEEL PIN DIA. .062, .50 LG.	4
4	8010-166-25	WASHER, FLAT, SS STEEL OD .47, ID .25, .02 THK.	3
1	1030-863	INSTRUCTION SHEET	2
2	1030-470	ROLLER ASSEMBLY	1
V1	DWG. NUMBER	TITLE	ITEM NO.
QTY	PARTS LIST		





EQUIPMENT TYPE / NO.

WAUKESHA UZD

DWG. NO.

1030-1730K

SH

1

REV.

B

1

DRILL AND PIN ON SIDE

COME WITH EXTRA SHIM

3

2

1	1	1030-1125	TAPERED REAMER	3
1	1	1030-758	#6 DRILL BIT	2
3	1	1030-478P	CONTACT ARM SUB ASSEMBLY	1
V2	V1	DRAWING NO.	TITLE	ITEM NO.
QTY		PARTS LIST		
SOURCE: (M/P)		HVS MATERIAL CODE:		QTY. OF MATERIAL:
M				
UNLESS OTHERWISE SPECIFIED DIMENSIONS ARE IN INCHES TOLERANCE ARE FRACTIONS DECIMALS ANGLES .XX ± .01 X° ± 1° .XXX ± .005  DO NOT SCALE DRAWING		DRC / ECR NUMBER:		<div><div>waukesha</div><div>9011 GOVERNORS ROW DALLAS, TEXAS 75247</div></div> <div>TITLE</div> <div>REVERSING CONTACT ARM SUBASSEMBLY</div>
		APPROVALS		
MATERIAL ANALYSIS NUMBER:		DRAWN		SIZE
		T. LY		
DATE ANALYSIS PERFORMED:		CHECKED		SCALE
		QC		
				DWG. NO.
COMPANY AND PROPRIETARY: This document contains proprietary information of Prolec-GE Waukesha, Inc. ("Waukesha") and may not be disclosed, copied, modified or used without the written permission of Waukesha. If Waukesha has authorized your possession and/or use of this document, Waukesha has granted you a limited, revocable license to use this document and the information in it only for purposes specified by Waukesha. The document must be promptly returned to Waukesha, after its use and/or upon demand by Waukesha. Any possession, disclosure, copying, modification or use not authorized by Waukesha, can constitute a violation of applicable law and be subject to severe penalties. ©2022 Prolec-GE Waukesha, Inc. All Rights Reserved.		MATERIAL		SHEET
		SEE PARTS LIST		

1030-021K

1030-021K-COMED

NEXT ASSY

1030-021K

1030-021K-COMED

COMPANY AND PROPRIETARY: This document contains proprietary information of Prolec-GE Waukesha, Inc. ("Waukesha") and may not be disclosed, copied, or otherwise used without the express permission of Waukesha. If Waukesha has authorized your possession and use of this document, Waukesha has granted you a limited, revocable license to use this document and the information in it only for purposes specified by Waukesha. The document must be promptly returned to Waukesha, after its use and/or upon demand by Waukesha. Any possession, disclosure, copying, modification or use not authorized by Waukesha, can constitute a violation of applicable law and be subject to severe penalties.

©2022 Prolec-GE Waukesha, Inc. All Rights Reserved.





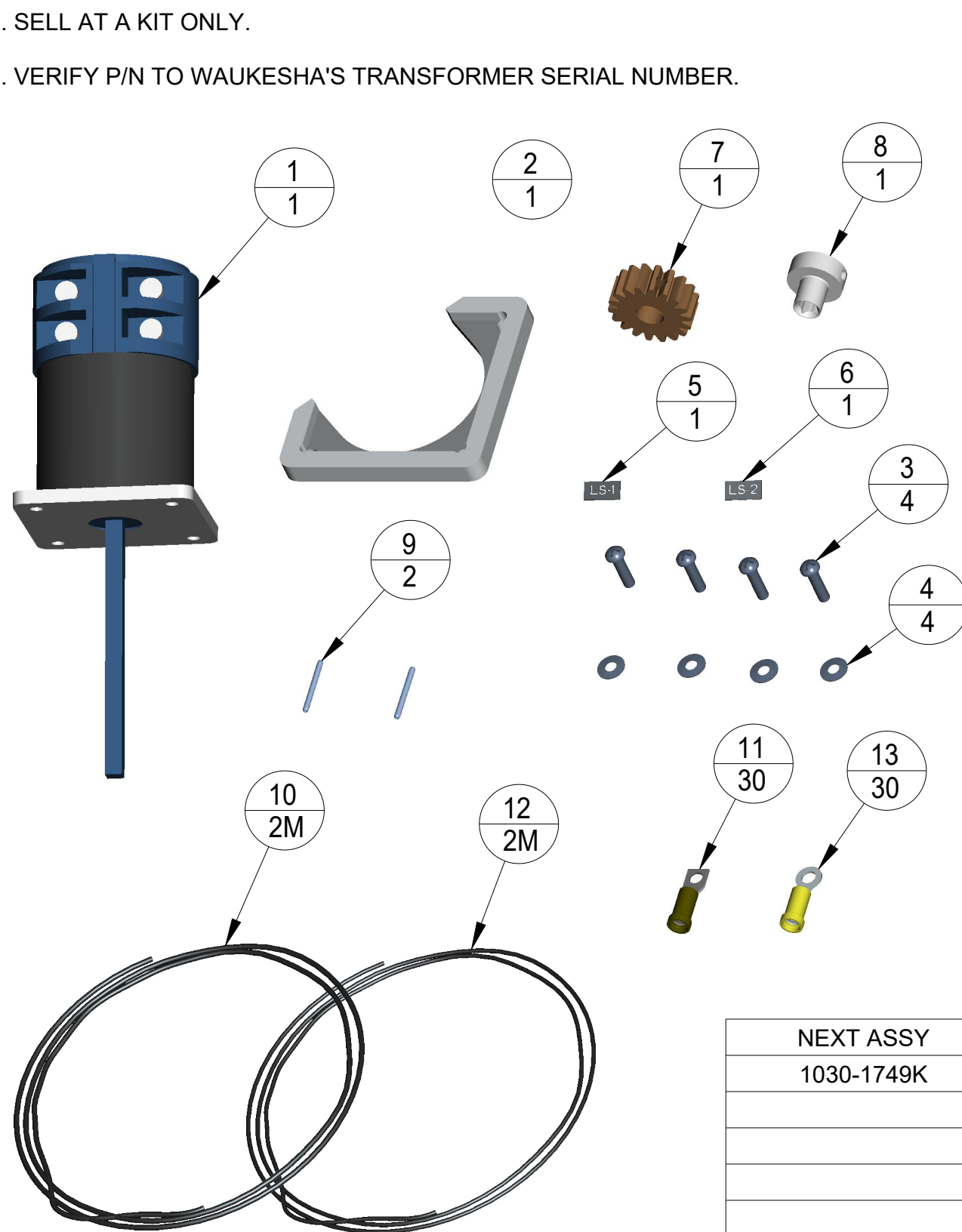


NOTES:

1. SOURCE INFORMATION:  
VENDOR NAME: WAUKESHA  
SAP NO: 2059783 (KIT)  
DISCRIPTION: LIMIT SWITCH 2 STAGE VERSION KIT.
2. RETROFIT 2 STAGE KIT USED TO REPLACE ASEA LIMIT SWITCH PRIOR TO JAN. 1991.
3. SELL AT A KIT ONLY.
4. VERIFY P/N TO WAUKESHA'S TRANSFORMER SERIAL NUMBER.

## REVISIONS

LTR	REVISION	DATE	APPROVAL	
A	1. NEW DRAWING CREATED PER DRC#100819A	10/21/19	TL	JP



1	2045294	TRANS MODIF DRAWING PACKET R1236	14
30	2016229	TERM INSUL 12-10 S6 PANDUIT	13
2M	2015897	WIRE - FEP #12 BLACK 65 STRAND	12
30	2016056	TERM INSUL RECT 16-14 S6 RELAY,SWITCH	11
2M	2015896	WIRE - FEP #14 BLACK 41 STRAND	10
2	2006032	ROLL PIN 2.2 DIA X 20 LONG	9
1	2006346	HUB	8
1	2011517	GEAR BRASS	7
1	2042424	NAMEPLATE 1 LINE LS-2 5/32BB/WLGM	6
1	2042425	NAMEPLATE 1 LINE LS-1 5/32BB/WLGM	5
4	2006001	WASHER CONE SPRING M4 SCR SS	4
4	2006019	SCREW FILIST.HD. M4 X 16 SST	3
1	2006353	CLAMP ASEA/BLUELINE CONVERS.	2
1	2048532	SWITCH LS-LIMIT SWITCH 2-STAGE VERSION	1
<b>QTY</b>	<b>SAP NO.</b>	<b>TITLE</b>	<b>ITEM NO.</b>

## PARTS LIST

SOURCE: (M/P)		HVS MATERIAL CODE:		QTY. OF MATERIAL:		© Prolec-GE Waukesha, Inc. All rights reserved.			
P  UNLESS OTHERWISE SPECIFIED DIMENSIONS ARE IN INCHES TOLERANCE ARE FRACTIONS    DECIMALS    ANGLES .XX ± .01            X° ± 1° .XXX ± .005  DO NOT SCALE DRAWING		DRC / ECR NUMBER:		<div>waukesha</div> <div>9011 GOVERNORS ROW    DALLAS, TEXAS 75247</div>					
		MATERIAL ANALYSIS NUMBER:						DRAWN  T. LY	DATE  10/21/19
		CHECKED  NC	10/22/19						
DATE ANALYSIS PERFORMED:		QC							
<small>OWNERS AND PROPRIETARY: This document contains proprietary information of Prolec-GE Waukesha, Inc. ("Waukesha") and may not be disclosed, copied, modified or used without the written permission of Waukesha. If Waukesha has authorized your possession and/or use of this document, Waukesha has granted you a limited, revocable license to use this document and the information in it only for purposes specified by Waukesha. The document must be promptly returned to Waukesha, after its use and/or upon demand by Waukesha. Any possession, disclosure, copying, modification or use not authorized by Waukesha, can constitute a violation of applicable law and be subject to severe penalties. ©2022 Prolec-GE Waukesha, Inc. All Rights Reserved.</small>						SIZE B	SCALE 0.500	DWG. NO. 1030-1756K	REV. A
MATERIAL								SEE NOTES	SHEET 1 of 1

NOTES:

1. SOURCE INFORMATION:

VENDOR NAME: WAUKESHA

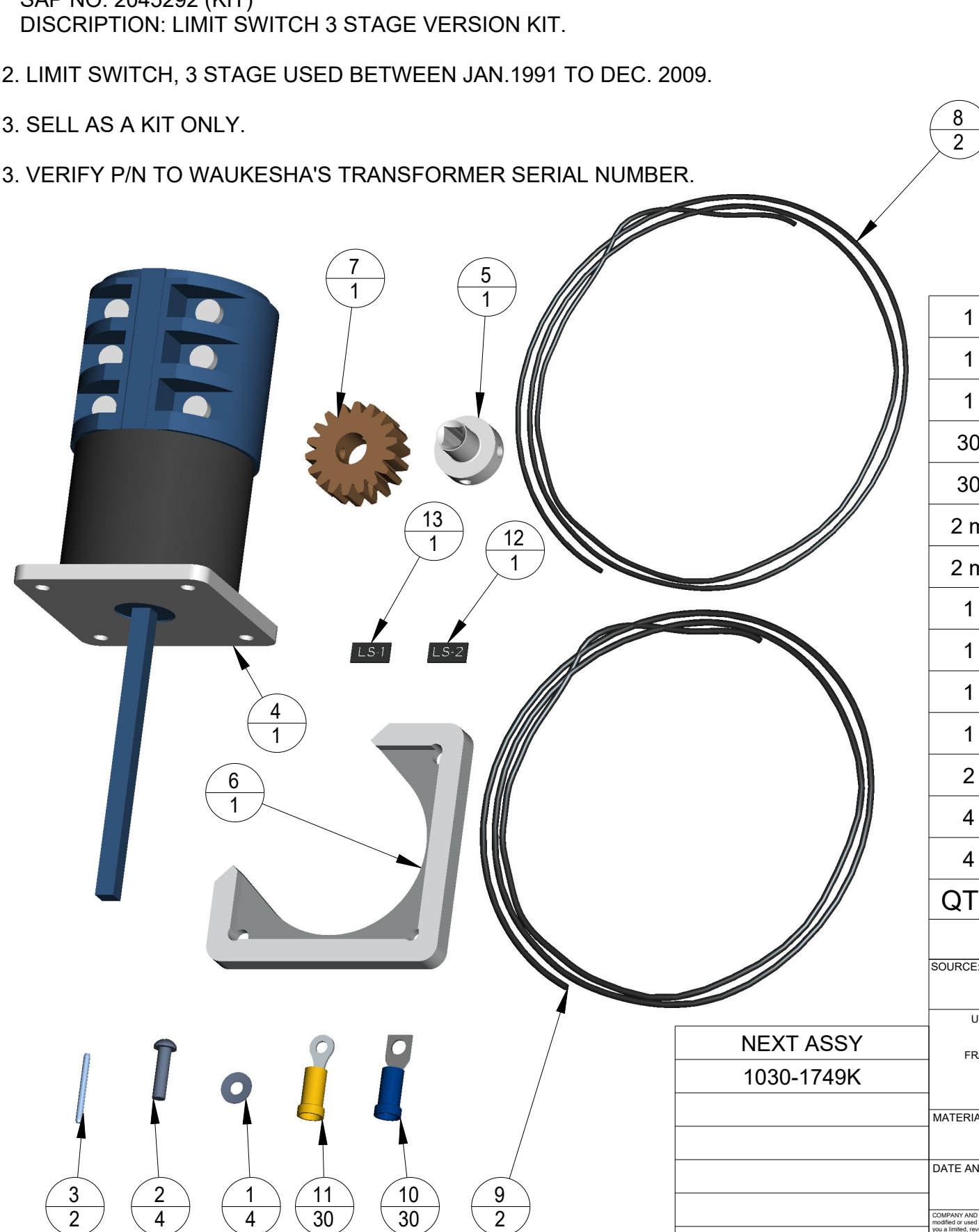
SAP NO. 2045292 (KIT)

DISCRIPTION: LIMIT SWITCH 3 STAGE VERSION KIT.

2. LIMIT SWITCH, 3 STAGE USED BETWEEN JAN.1991 TO DEC. 2009.

3. SELL AS A KIT ONLY.

3. VERIFY P/N TO WAUKESHA'S TRANSFORMER SERIAL NUMBER.

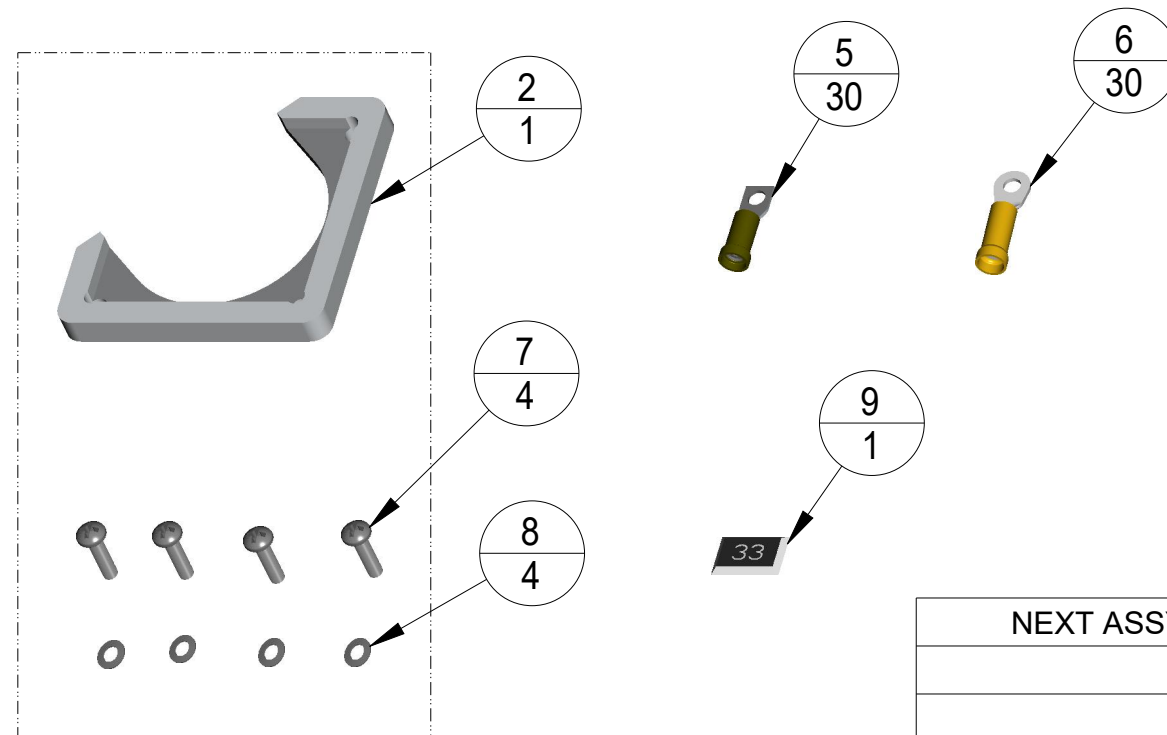
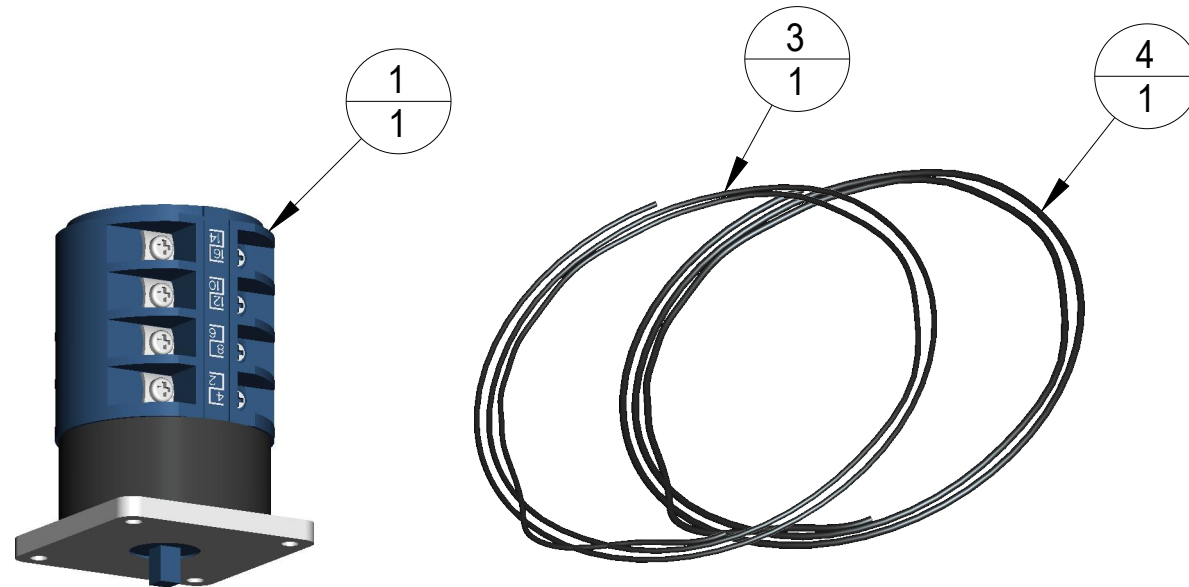


1		TRANS MODIF	14
1	2042425	NAMEPLATE 1 LINE LS-1 5/32BB/WLGM	13
1	2042424	NAMEPLATE 1 LINE LS-2 5/32BB/WLGM	12
30	2016229	TERM INSUL 12-10 S6 PANDUIT (8010-152-16)	11
30	2016056	TERM INSUL RECT 16-14 S6 RELAY SWTT (8010-229-02)	10
2 m	2015897	WIRE - FEP #12 BLACK 65 STRAND	9
2 m	2015896	WIRE - FEP #14 BLACK 41 STRAND	8
1	2011517	GEAR BRASS (1030-1781)	7
1	2006353	CLAMP ASEA/BLUELINE CONVERS (1030-2087)	6
1	2006346	HUB (1030-1781)	5
1	2006176	LIMIT SWITCH 3 STAGE, V2	4
2	2006032	ROLL PIN 2MM DIA X 20MM LONG (8010-168-09)	3
4	2006019	SCREW, FILIST. HD M4 X 16 SST (8010-224-409)	2
4	2006001	WASHER, CONE SPRING M4 SCR SS	1
<b>QTY</b>	<b>DRAWING NO.</b>	<b>TITLE</b>	<b>ITEM NO.</b>

SOURCE: (M/P)		HVS MATERIAL CODE:		QTY. OF MATERIAL:		© Prolec-GE Waukesha, Inc. All rights reserved.						
P  UNLESS OTHERWISE SPECIFIED DIMENSIONS ARE IN INCHES TOLERANCE ARE FRACTIONS    DECIMALS    ANGLES XX ± .01            X° ± 1° .XXX ± .005  DO NOT SCALE DRAWING		DRC / ECR NUMBER:		<div>waukesha</div> <div>9011 GOVERNORS ROW    DALLAS, TEXAS 75247</div>								
		MATERIAL ANALYSIS NUMBER:		DRAWN  T. LY		DATE  10/21/19		TITLE  KIT-LIMIT SWITCH 3 STAGE, V2				
DATE ANALYSIS PERFORMED:		CHECKED  NC		10/22/19								
		QC				SIZE B	SCALE 0.625			DWG. NO. 1030-1757K	REV.	
<small>WARRANTY AND PROPRIETARY: This document contains proprietary information of Prolec-GE Waukesha, Inc. ("Waukesha") and may not be disclosed, copied, modified or used without the written permission of Waukesha. If Waukesha has authorized your possession and/or use of this document, Waukesha has granted you a limited, irrevocable license to use this document and the information in it only for purposes specified by Waukesha. The document must be promptly returned to Waukesha, after its use and/or upon demand by Waukesha. Any possession, disclosure, copying, modification or use not authorized by Waukesha, can constitute a violation of applicable law and be subject to severe penalties. ©2022 Prolec-GE Waukesha, Inc. All Rights Reserved.</small>						MATERIAL				SEE NOTES		SHEET 1 of 1

NOTES:

1. ADAPTER CLAMP ITEM 2, FILE CORNERS OF SWITCH TO INSURE PROPER FIT ON TO ADAPTER CLAMP. PIN NO'S. ARE IDENTICAL ON REPLACEMENT SWITCH. REWIRE TO SAME PIN NO'S. FOR WIRING USE EXISTING SCHEMATIC AND MOTOR DRIVE MECHANISM CONTROL WIRING DRAWING OF THE TRANSFORMER.
2. ITEMS 4 AND 5 TO BE USED WHEN EXISTING WIRING IS 14 GAGE. ITEMS 3 AND 6 TO BE USED WHEN EXISTING WIRING IS 12 GAGE.
3. SAP KIT NO.: 2039530.



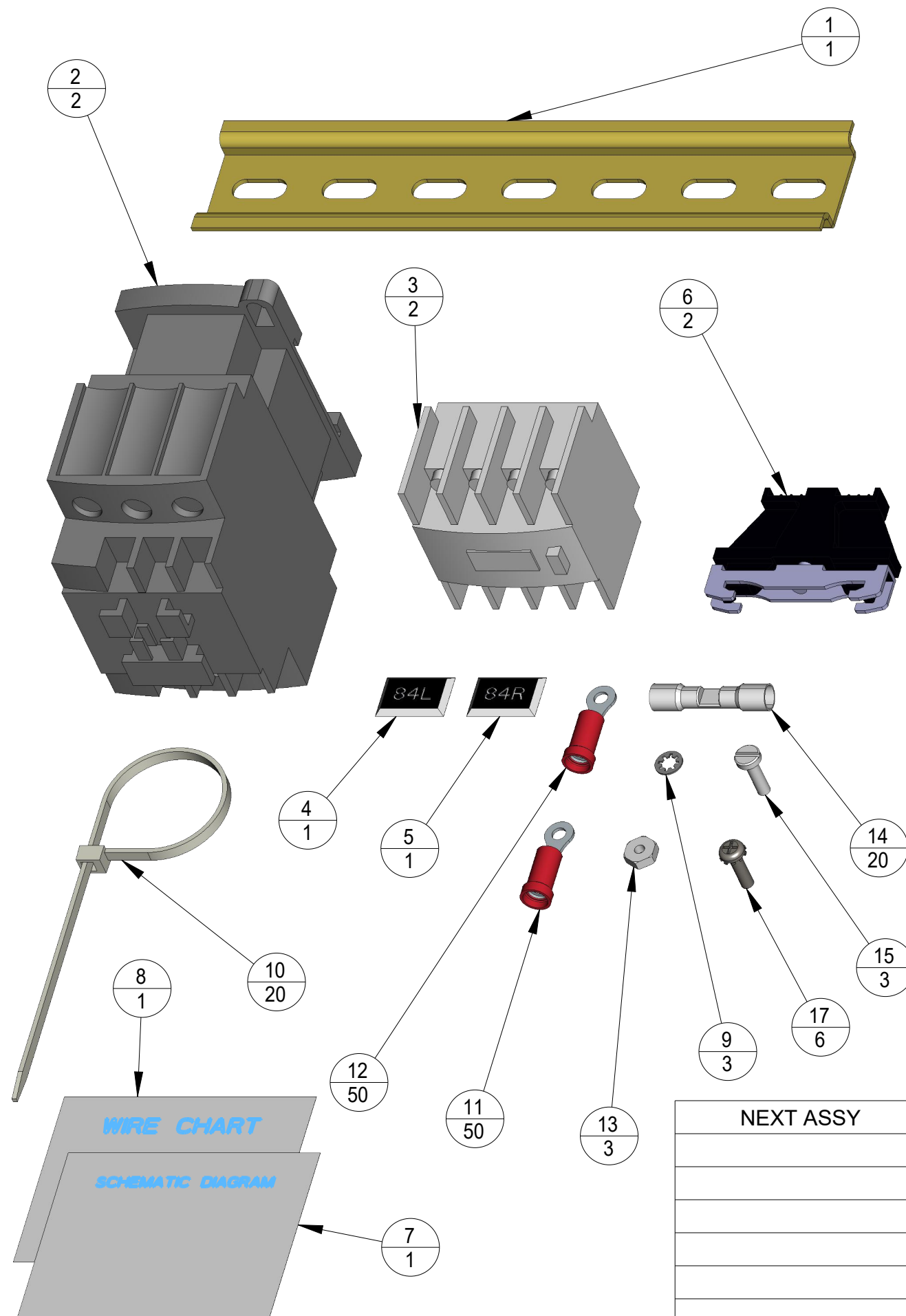
1	2042426	1030-2088	NAMEPLATE 1 LINE 33 , 5/32BB/WLGM	9
4	2006001	8010-101-28	WASHER COME SPRING M4 SCR SS	8
4	2006019	1030-2091	SCREW, PH, PHILLIPS M4X0.7-6g x 16 LG	7
30	2016229	8010-152-16	TERMINAL INSUL. 12-10 S6	6
30	2016056	8010-229-02	TERMINAL, INSUL. RECT. 16-14 S6 RELAY, SW.	5
1	2015896		WIRE, FEP 14 AWG BLK 41 STRAND. 2M (6.6') LG	4
1	2015897		WIRE, FEP 12 AWG BLK 65 STRAND. 2M (6.6') LG	3
1	2006353	1030-2087	CLAMP ASEA/BLUELINE CONVERS	2
1	2006175	1030-2017	SWITCH 33 MAINTAINING CONTACT	1
QTY	SAP NO.	DWG NO.	TITLE	ITEM NO.

## PARTS LIST

SOURCE: (M/P)		HVS MATERIAL CODE:		QTY. OF MATERIAL:		© Prolec-GE Waukesha, Inc. All rights reserved.					
P						<div>waukesha</div> <div>9011 GOVERNORS ROW DALLAS, TEXAS 75247</div>					
UNLESS OTHERWISE SPECIFIED DIMENSIONS ARE IN INCHES TOLERANCE ARE FRACTIONS DECIMALS ANGLES .XX ± .01 X° ± 1° .XXX ± .005		DRC / ECR NUMBER:									
DO NOT SCALE DRAWING		APPROVALS		DATE		TITLE TRANS MODIF RETROFIT/33 ASEA SW #2039530					
MATERIAL ANALYSIS NUMBER:		DRAWN T. LY		1/13/20							
		CHECKED SK		1/14/19		SIZE B					
DATE ANALYSIS PERFORMED:		QC									
COMPANY AND PROPRIETARY: This document contains proprietary information of Prolec-GE Waukesha, Inc. ("Waukesha") and may not be disclosed, copied, modified or used without the written permission of Waukesha. If Waukesha has authorized your possession and/or use of this document, Waukesha has granted you a limited, revocable license to use this document and the information in it only for purposes specified by Waukesha. The document must be promptly returned to Waukesha, after its use and/or upon demand by Waukesha. Any possession, disclosure, copying, modification or use not authorized by Waukesha, can constitute a violation of applicable law and be subject to severe penalties. ©2022 Prolec-GE Waukesha, Inc. All Rights Reserved.						MATERIAL		SEE PARTS LIST		SHEET 1 of 1	



REVISIONS				
LTR	REVISION	DATE	APPROVAL	
A	NEW PART PER DRC #122721A	02/11/22	AG	JP




6	8010-363-207	SCREW, P, HD PHL 6-32X .50 (SST)	17
200 IN	8010-251	WIRE, BLACK INSULATION, 10AWG, MULTI-STRAND	16
3	8010-241-105	SCREW, PAN HD SLOTTED #6-32UNC X .50LG. ST	15
20	8010-235-02	BUTT SPLICE, STEP ASSY, #12-10 TO #16-14	14
3	8010-214-02	NUT, MACHINE, #6-32 UNC STEEL	13
50	8010-152-16	TERMINAL, RING INSULATED 12-10 #6 STUD	12
50	8010-152-09	TERMINAL, RING INSULATED 12-10 #8 STUD	11
20	8010-150-03	TIE, CABLE, NATURAL-COLOR, NYLON, .13W X 7.5 LNG	10
3	8010-104-02	WASHER, LOCK INTERNAL TOOTH, STEEL #6	9
1	1030-2188	WT# 0550012X1420-WIRE CHART	8
1	1030-2187	WT# I550012S1420 - SCHEMATIC DIAGRAM	7
2	1030-2173	DIN RAIL MOUNT END BRACKET	6
1	1030-2172	NAMEPLATE 1 LINE "84R"	5
1	1030-2171	NAMEPLATE 1 LINE "84L"	4
2	1030-2170	AUX. CONTACT BLOCK, TESYS DECA, 2NO + 2NC	3
2	1030-2169	CONTACTOR, 3P, 120V, 32A, W/1NO-1NC	2
1	1030-1486-7	DIN RAIL 7.5 MM HEIGHT	1
QTY	DRAWING NO.	TITLE	ITEM NO.

## PARTS LIST

SOURCE: (M/P)		HVS MATERIAL CODE:		QTY. OF MATERIAL:		© Prolec-GE Waukesha, Inc. All rights reserved.					
M		N/A		N/A		<div>waukesha</div> <div>9011 GOVERNORS ROW DALLAS, TEXAS 75247</div>					
UNLESS OTHERWISE SPECIFIED DIMENSIONS ARE IN INCHES TOLERANCE ARE		DRC / ECR NUMBER:		DRC #122721A							
FRACTIONS DECIMALS ANGLES .XX± .01 X° ± 1° .XXX± .005		APPROVALS		DATE							
DO NOT SCALE DRAWING		DRAWN A. GAYTAN		02/11/22		TITLE  84 RAISE & LOWER CONTACTOR REPLACEMENT KIT					
MATERIAL ANALYSIS NUMBER:  N/A		CHECKED F. FAUR		02/14/22							
DATE ANALYSIS PERFORMED:  N/A		QC				SIZE B	SCALE 0.750	DWG. NO. 1030-2152K	REV. A		
COMPANY AND PROPRIETARY: This document contains proprietary information of Prolec-GE Waukesha, Inc. ("Waukesha") and may not be disclosed, copied, modified or used without the written permission of Waukesha. If Waukesha has authorized your possession and/or use of this document, Waukesha has granted you a limited, revocable license to use this document and the information in it only for purposes specified by Waukesha. The document must be promptly returned to Waukesha, after its use and/or upon demand by Waukesha. Any possession, disclosure, copying, modification or use not authorized by Waukesha, can constitute a violation of applicable law and be subject to severe penalties. ©2022 Prolec-GE Waukesha, Inc. All Rights Reserved.						MATERIAL			SEE PARTS LIST		SHEET 1 of 1



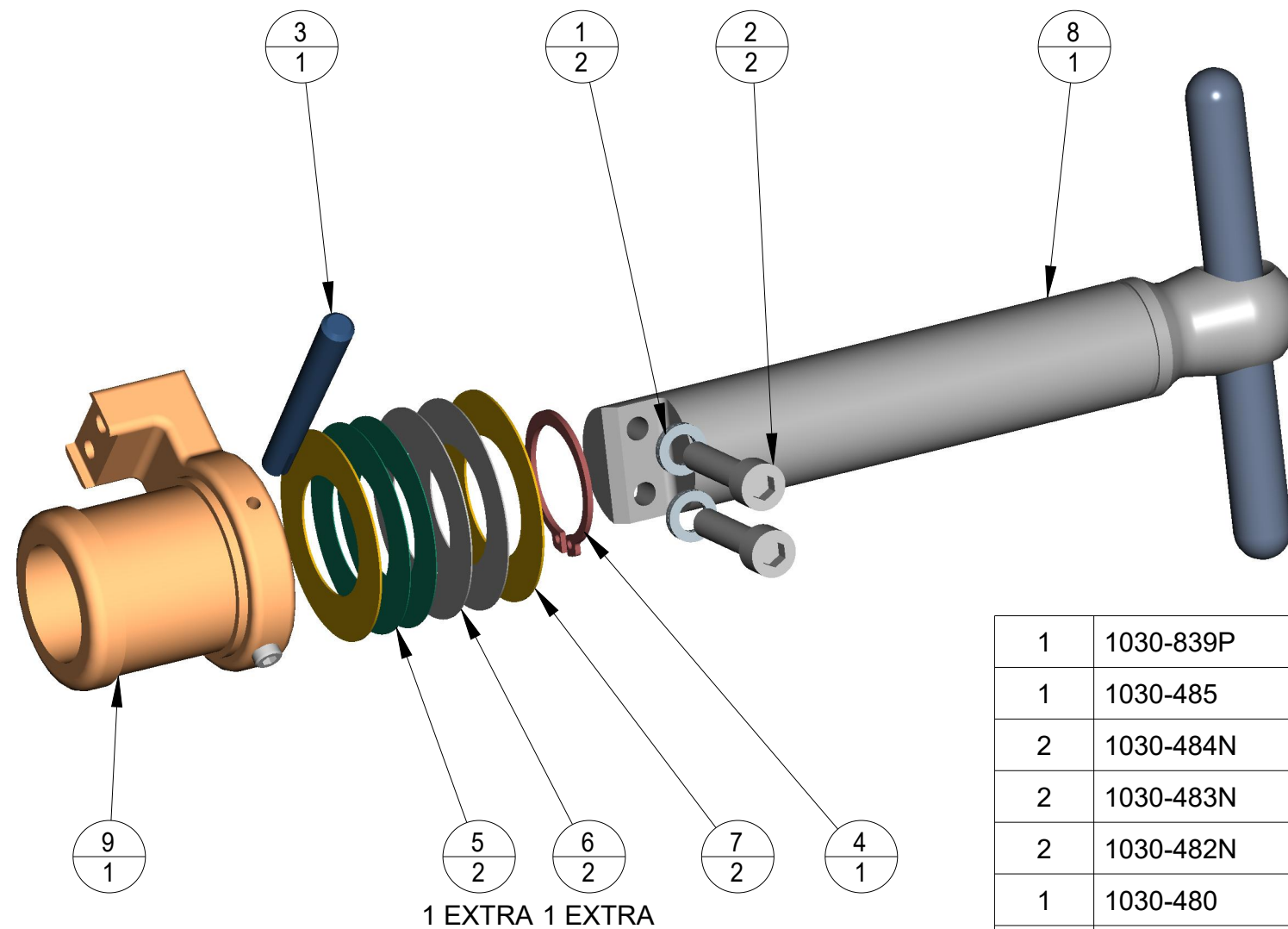
PARTS LIST													
SOURCE: (IMP)		HVS MATERIAL CODE:		QTY. OF MATERIAL:		© Protec-GE Waukesha, Inc. All rights reserved.							
M													
UNLESS OTHERWISE SPECIFIED DIMENSIONS ARE IN INCHES TOLERANCE ARE FRACTIONS DECIMALS ANGLES .XX ± .01      X° ± 1° .XXX ± .005  DO NOT SCALE DRAWING		DRC / ECR NUMBER:				<div></div> <div>9011 GOVERNORS ROW DALLAS, TEXAS 75247</div> <div>CONTACT ASSEMBLY RESISTOR</div>							
		APPROVALS		DATE									
		DRAWN		T. LY 11/6/13									
		CHECKED											
MATERIAL ANALYSIS NUMBER:						SIZE		SCALE		DWG. NO.		REV.	
						D		1.000		1030-459		H	
DATE ANALYSIS PERFORMED:						QC							
<small>CONFIDENTIAL AND PROPRIETARY: This document contains proprietary information of Protec-GE Waukesha, Inc. ("Protec") and may not be disclosed, copied, modified or used without the written permission of Protec-GE Waukesha. All trademarks are acknowledged and reproduced under license. All dimensions are given in inches unless otherwise specified</small>													





## REVISIONS

LTR	REVISION	DATE	APPROVAL	
G	1. REDRAWN ON PRO/E DATA BASE PER ECR# 140219A	11/14/13	TL	JP
H	1. 1030-482N,-483N,-484N WERE 1030-482,-483,-484 PER ECR # 150522A	05/26/15	SK	JP



1	1030-839P	CONTACT ASSEMBLY ARM	9
1	1030-485	SHAFT ASSEMBLY, LONG	8
2	1030-484N	SHIM, 0.5MM WASHER	7
2	1030-483N	SHIM, 0.32MM WASHER	6
2	1030-482N	SHIM, 0.2MM WASHER	5
1	1030-480	RETAINING RING	4
1	1030-479	SLOTTED TAPER PIN	3
2	1030-1189	SCREW, SCH M6X1X25LG DIN 912-12.9	2
2	1030-1188	NORD-LOCK, LOCKING WASHER	1
QTY	DRAWING NO.	TITLE	ITEM NO.

## PARTS LIST

SOURCE: (M/P)		HVS MATERIAL CODE:		QTY. OF MATERIAL:		© Prolec-GE Waukesha, Inc. All rights reserved.						
<div>P</div>  UNLESS OTHERWISE SPECIFIED DIMENSIONS ARE IN INCHES TOLERANCE ARE FRACTIONS   DECIMALS   ANGLES .XX ± .01            X° ± 1° .XXX ± .005		DRC / ECR NUMBER:  #031601A				<div>waukesha</div> 9011 GOVERNORS ROW   DALLAS, TEXAS 75247						
		DO NOT SCALE DRAWING		APPROVALS		DATE		TITLE  CONTACT ARM ASSEMBLY				
MATERIAL ANALYSIS NUMBER:		DRAWN  T. LY		11/14/13								
		CHECKED										
DATE ANALYSIS PERFORMED:		QC				SIZE B	SCALE 0.750		DWG. NO. 1030-478P		REV. H	
<small>COMPANY AND PROPRIETARY: This document contains proprietary information of Prolec-GE Waukesha, Inc. ("Waukesha") and may not be disclosed, copied, modified or used without the written permission of Waukesha. If Waukesha has authorized your possession and/or use of this document, Waukesha has granted you a limited, revocable license to use this document and the information in it only for purposes specified by Waukesha. The document must be promptly returned to Waukesha, after its use and/or upon demand by Waukesha. Any possession, disclosure, copying, modification or use not authorized by Waukesha, can constitute a violation of applicable law and be subject to severe penalties. ©2022 Prolec-GE Waukesha, Inc. All Rights Reserved.</small>						MATERIAL					SHEET SEE PARTS LIST   1 of 1	



EQUIPMENT TYPE / NO.

WAUKESHA UZD

DWG. NO.

1030-468

SH


1

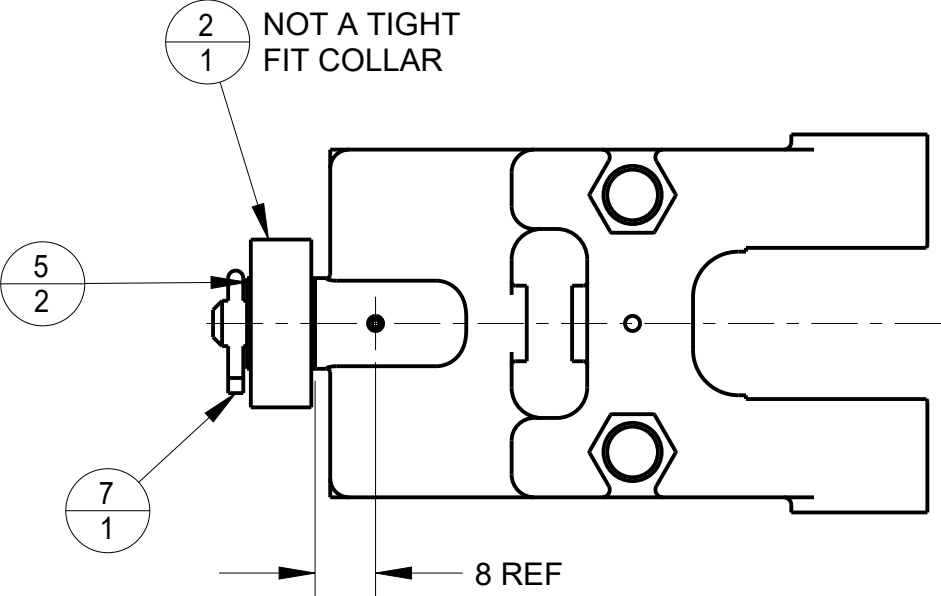
REV.

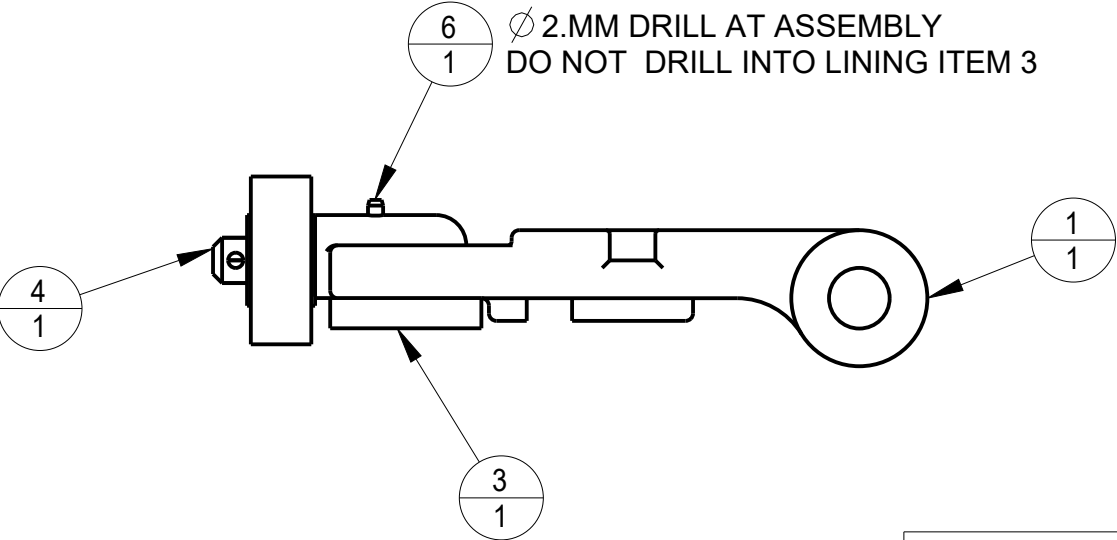
G

REVISIONS

LTR	REVISION	DATE	APPROVAL	
G	1. REDRAWN ON PRO/E DATA BASE PER ECR 140221B	3/13/14	TL	JP







NEXT ASSY

1030-042K

1

1

1	8010-200-103	PIN, COTTER STEEL M2 X 12 LG	7
1	8010-168-04	PIN, METRIC 2MM X 12MM	6
2	1030-508	WASHER, UZD BRAKE	5
1	1030-506	BRAKE SHOE, PIN	4
1	1030-471	BRAKE LINING, LTC-UZD-SPRING DR. GROUP	3
1	1030-470	ROLLER ASSEMBLY	2
1	1030-469	BRAKE SHOE, LTC-UZD SPRING DR. GROUP	1
QTY	DRAWING NO.	TITLE	ITEM NO.

PARTS LIST

SOURCE: (M/P)

P

HVS MATERIAL CODE:

QTY. OF MATERIAL:

© Prolec-GE Waukesha, Inc. All rights reserved.

UNLESS OTHERWISE SPECIFIED  
DIMENSIONS ARE IN INCHES  
TOLERANCE ARE  
FRACTIONS DECIMALS ANGLES  
.XX ± .01 X° ± 1°  
.XXX ± .005

DO NOT SCALE DRAWING

DRC / ECR NUMBER:

APPROVALS

T. LY

DATE

3/13/14

MATERIAL ANALYSIS NUMBER:

DATE ANALYSIS PERFORMED:

QC

QC

COMPANY AND PROPRIETARY: This document contains proprietary information of Prolec-GE Waukesha, Inc. ("Waukesha") and may not be disclosed, copied, modified or used without the written permission of Waukesha. If Waukesha has authorized your possession and/or use of this document, Waukesha has granted you a limited, revocable license to use this document and the information in it only for purposes specified by Waukesha. The document must be promptly returned to Waukesha, after its use and/or upon demand by Waukesha. Any possession, disclosure, copying, modification or use not authorized by Waukesha, can constitute a violation of applicable law and be subject to severe penalties.  
©2022 Prolec-GE Waukesha, Inc. All Rights Reserved.

9011 GOVERNORS ROW DALLAS, TEXAS 75247

waukesha

BRAKE ASSEMBLY  
UZD

TITLE

SIZE  
B

SCALE  
1.000

DWG. NO.  
1030-468

REV.  
G

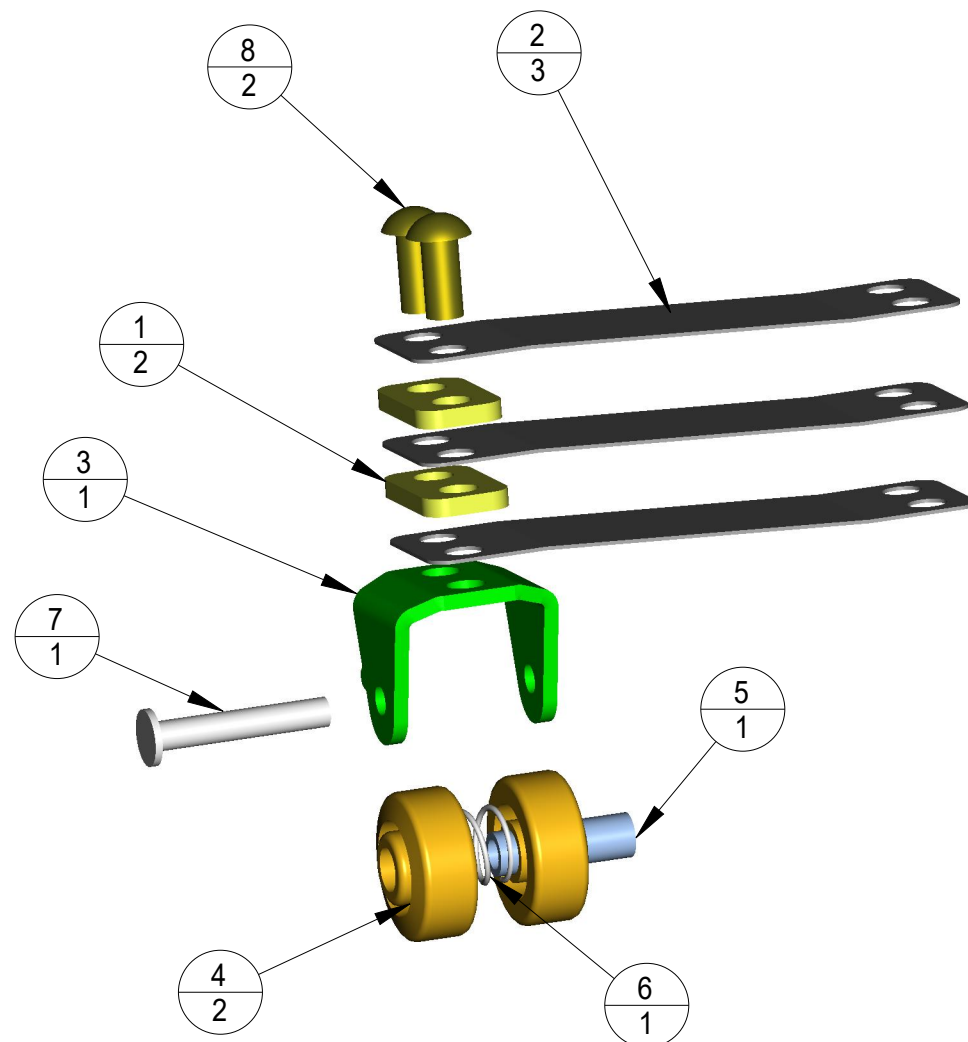
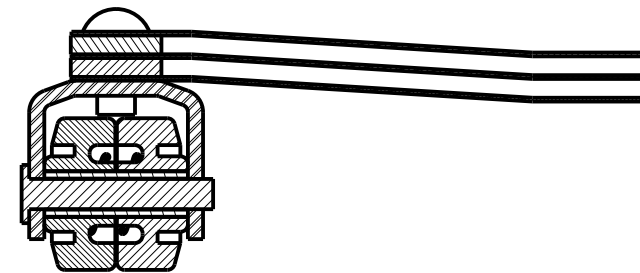
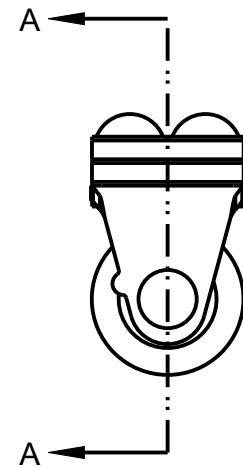
MATERIAL

SEE PARTS LIST

SHEET  
1 of 1



REVISIONS				
LTR	REVISION	DATE	APPROVAL	
J	1. REDRAWN ON PRO/E DATA BASE PER ECR # 140213C	10/31/13	TL	JP
K	ADD SAP # TO NOTES PER ECR # 140915C	09/18/14	SK	JP
L	1) ADDED PRT 1030-229, OVERLOOKED IN PRO-E REDRAW 2) SYNC GSS AND DRW REV PER ECR # 180629A	06-29-18	TA	JP



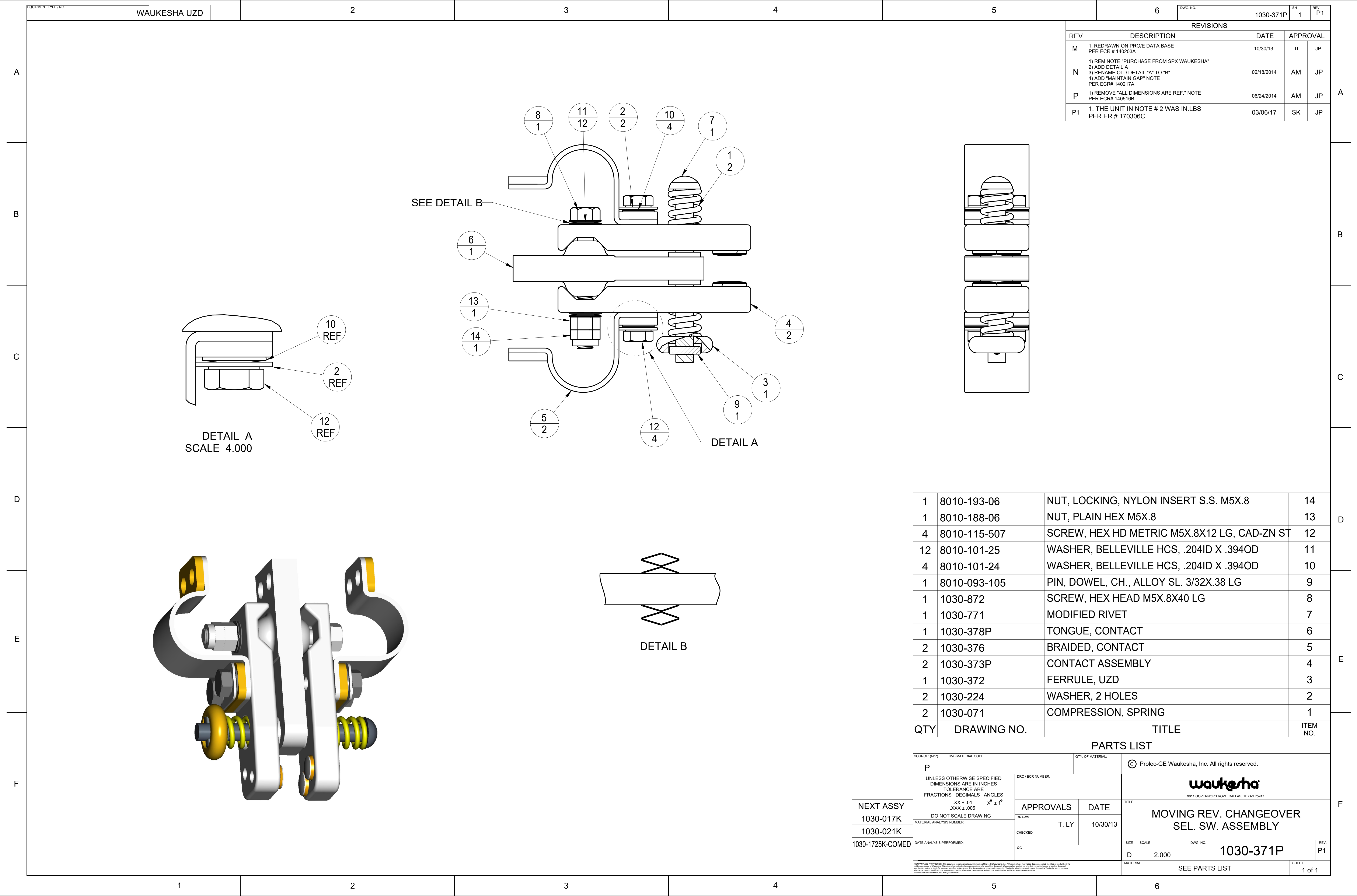
2	8010-277-405	METRIC RD HD RIVET 5MM X 14MM	8
1	8010-276-308	METRIC FLAT HEAD RIVET, STEEL, 4MM X 26MM	7
1	1030-230	SPRING, SEPARATOR ROLLER	6
1	1030-229	SPACER, ROLLER	5
2	1030-228	ROLLER, CONTECT	4
1	1030-227	MOUNT, ROLLER	3
3	1030-226	SPRING, ROLLER	2
2	1030-222	2 HOLES SPACER	1

QTY	DRAWING NO.	TITLE	ITEM NO.
-----	-------------	-------	----------

## PARTS LIST

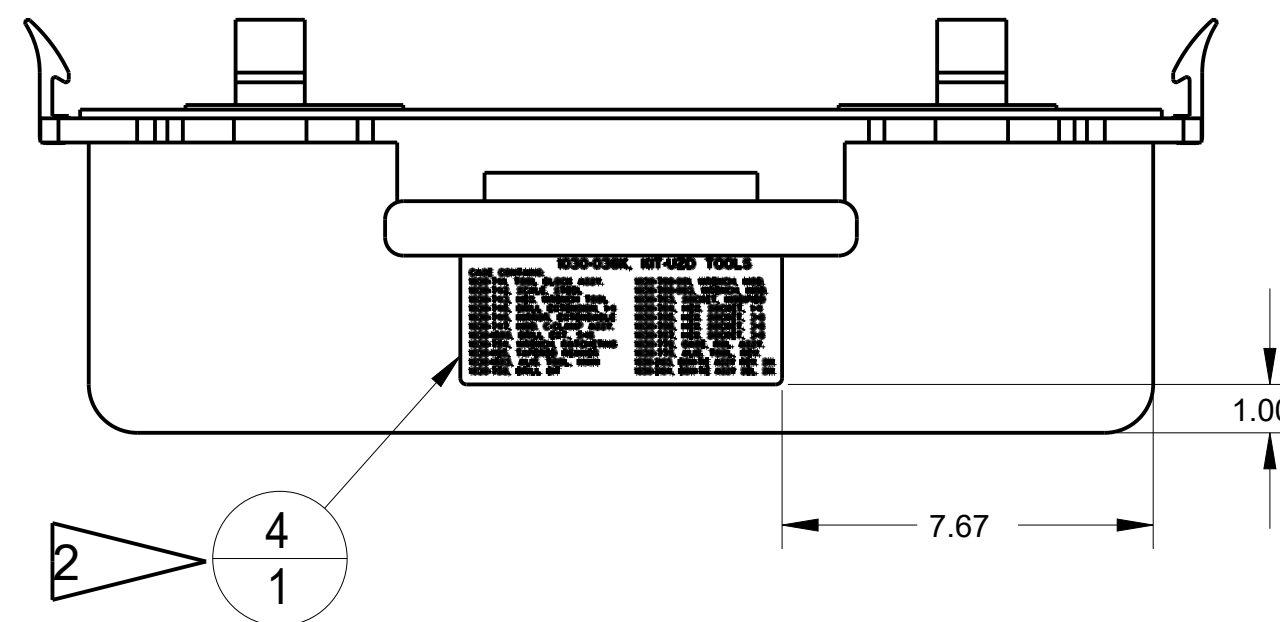
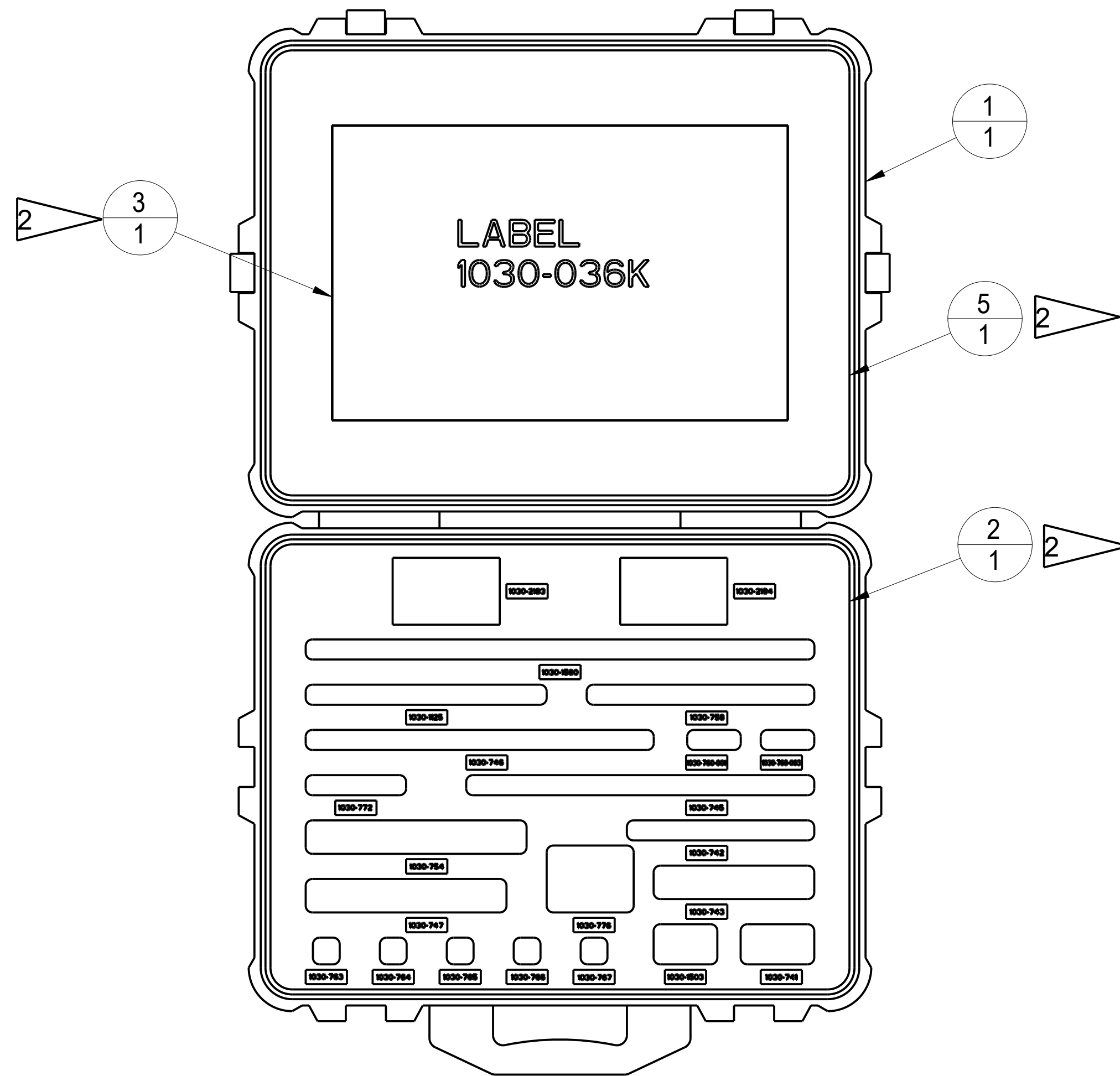
SOURCE: (M/P)		HVS MATERIAL CODE:		QTY. OF MATERIAL:		© Prolec-GE Waukesha, Inc. All rights reserved.							
<div>P</div> <div>UNLESS OTHERWISE SPECIFIED DIMENSIONS ARE IN INCHES TOLERANCE ARE FRACTIONS    DECIMALS    ANGLES                  .XX ± .01                      X° ± 1°                  .XXX ± .005</div> <div>DO NOT SCALE DRAWING</div>		DRC / ECR NUMBER:		<div>waukesha</div> <div>9011 GOVERNORS ROW    DALLAS, TEXAS 75247</div>									
										APPROVALS		DATE	
										MATERIAL ANALYSIS NUMBER:		DRAWN	
DATE ANALYSIS PERFORMED:		QC				SIZE		SCALE		DWG. NO.		REV.	
						B		1.000		1030-217		K	
<div>COMPANY AND PROPRIETARY: This document contains proprietary information of Prolec-GE Waukesha, Inc. ("Waukesha") and may not be disclosed, copied, modified or used without the written permission of Waukesha. If Waukesha has authorized your possession and/or use of this document, Waukesha has granted you a limited, revocable license to use this document and the information in it only for purposes specified by Waukesha. The document must be promptly returned to Waukesha, after its use and/or upon demand by Waukesha. Any possession, disclosure, copying, modification or use not authorized by Waukesha, can constitute a violation of applicable law and be subject to severe penalties. ©2022 Prolec-GE Waukesha, Inc. All Rights Reserved.</div>						MATERIAL						SHEET	
						SEE PARTS LIST						1 of 1	

NEXT ASSY
1030-026K
1000-163
1000-157P
1030-214P
1030-215








[illegible]

1	2000-1456	FOAM INSERT COVER, (PART OF CASE)	5
1	1030-2056	LABEL, OUTER CASE	4
1	1030-2055	LABLE, COVER FOAM INSERT	3
1	1030-2053	BOTTOM FOAM INSERT	2
1	1030-1693	CASE, PELICAN STANDARD (W/CUSTOM FOAM)	1
QTY	DRAWING NO.	TITLE	ITEM NO.

--	--	--












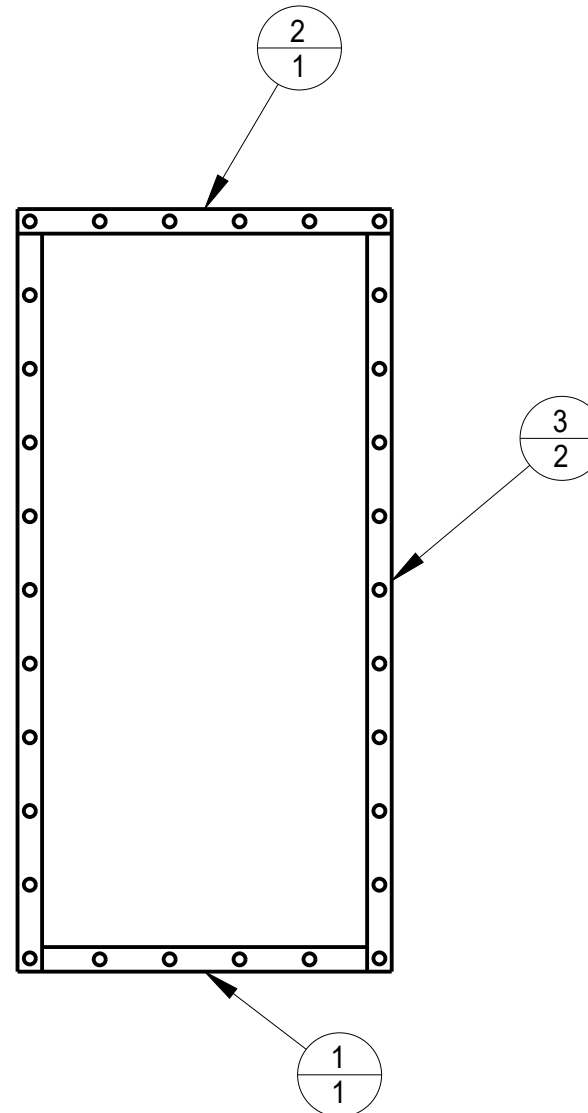
NOTES:

1. FOR MORE DETAIL PLEASE SEE INDIVIDUAL GASKET DRAWINGS.

THESE GASKETS USE IN UNIT WITH INTEGRATED OIL FILTER SYSTEM.

## REVISIONS

LTR	REVISION	DATE	APPROVAL	
A	1. NEW DRAWING PER DRC 092118A	09/21/18	SK	JP



2	1030-1807	GASKET, DOOR W/10 HOLES LTC-UZD ASSY GROUP	3
1	1030-1618	GASKET, DOOR W/6 HOLES LTC-UZD ASSY GROUP	2
1	1030-1615	GASKET, DOOR W/4 HOLES LTC-UZD ASSY GROUP	1
QTY	DRAWING NO.	TITLE	ITEM NO.

## PARTS LIST

SOURCE: (M/P) P		HVS MATERIAL CODE: -		QTY. OF MATERIAL: -		© Prolec-GE Waukesha, Inc. All rights reserved.									
UNLESS OTHERWISE SPECIFIED DIMENSIONS ARE IN INCHES TOLERANCE ARE FRACTIONS    DECIMALS    ANGLES .XX ± .01                    X° ± 1° .XXX ± .005  DO NOT SCALE DRAWING				DRC / ECR NUMBER:  -		<div>waukesha</div> <div>9011 GOVERNORS ROW   DALLAS, TEXAS 75247</div>									
MATERIAL ANALYSIS NUMBER:  -				DRAWN  SK		DATE  09/21/18		TITLE  GASKET DOOR KIT UZD LTC							
DATE ANALYSIS PERFORMED:  -				CHECKED  -		-									
DATE ANALYSIS PERFORMED:  -				QC  -		-		SIZE B	SCALE 0.125	DWG. NO. 1030-1750K	REV. A				
<small>COMPANY AND PROPRIETARY: This document contains proprietary information of Prolec-GE Waukesha, Inc. ("Waukesha") and may not be disclosed, copied, modified or used without the written permission of Waukesha. If Waukesha has authorized your possession and/or use of this document, Waukesha has granted you a limited, revocable license to use this document and the information in it only for purposes specified by Waukesha. The document must be promptly returned to Waukesha, after its use and/or upon demand by Waukesha. Any possession, disclosure, copying, modification or use not authorized by Waukesha, can constitute a violation of applicable law and be subject to severe penalties. ©2022 Prolec-GE Waukesha, Inc. All Rights Reserved.</small>								MATERIAL			SEE PARTS LIST			SHEET 1 of 1	

NEXT ASSY
1030-1732K
-
-
-
-
-






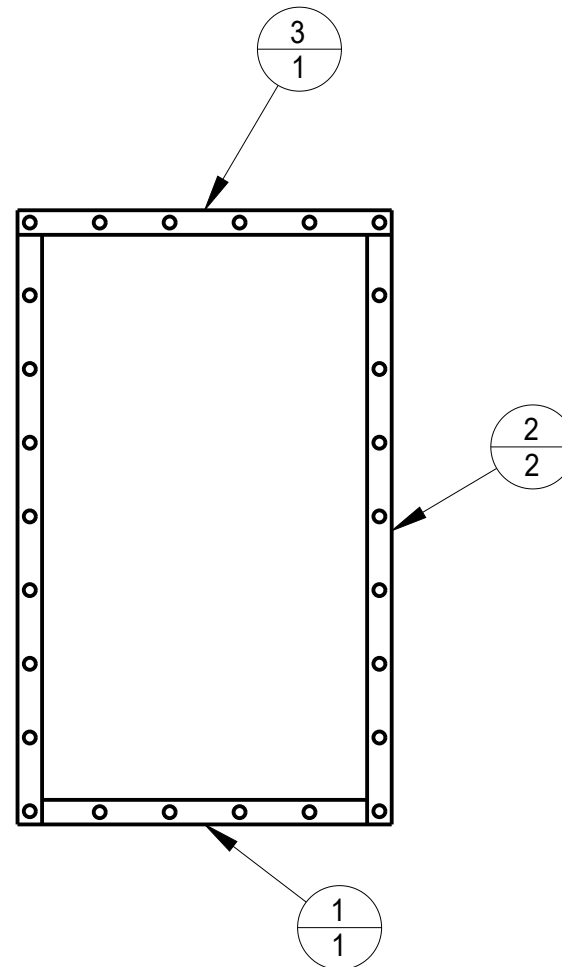
NOTES:

1. FOR MORE DETAIL PLEASE SEE INDIVIDUAL GASKET DRAWINGS.

THESE GASKETS USE IN UNIT WITH OUT INTEGRATED OIL FILTER SYSTEM.

## REVISIONS

LTR	REVISION	DATE	APPROVAL	
A	1. NEW DRAWING PER DRC 092118A	09/21/18	SK	JP



1	1030-1618	GASKET, DOOR W/6 HOLES LTC-UZD ASSY GROUP	3
2	1030-1616	GASKET, DOOR W/8 HOLES LTC-UZD ASSY GROUP	2
1	1030-1615	GASKET, DOOR W/4 HOLES LTC-UZD ASSY GROUP	1
QTY	DRAWING NO.	TITLE	ITEM NO.

## PARTS LIST

SOURCE: (M/P) P		HVS MATERIAL CODE: -		QTY. OF MATERIAL: -		© Prolec-GE Waukesha, Inc. All rights reserved.											
UNLESS OTHERWISE SPECIFIED DIMENSIONS ARE IN INCHES TOLERANCE ARE FRACTIONS    DECIMALS    ANGLES .XX ± .01            X° ± 1° .XXX ± .005				DRC / ECR NUMBER:  -		<div>waukesha</div> <div>9011 GOVERNORS ROW   DALLAS, TEXAS 75247</div>											
DO NOT SCALE DRAWING				APPROVALS		DATE		TITLE  GASKET DOOR KIT UZD LTC									
MATERIAL ANALYSIS NUMBER:  -				DRAWN  SK		09/21/18											
DATE ANALYSIS PERFORMED:  -				CHECKED  -		-		SIZE B		SCALE 0.125		DWG. NO. 1030-1754K		REV. A			
				QC  -		-											
<small>COMPANY AND PROPRIETARY: This document contains proprietary information of Prolec-GE Waukesha, Inc. ("Waukesha") and may not be disclosed, copied, modified or used without the written permission of Waukesha. If Waukesha has authorized your possession and/or use of this document, Waukesha has granted you a limited, revocable license to use this document and the information in it only for purposes specified by Waukesha. The document must be promptly returned to Waukesha, after its use and/or upon demand by Waukesha. Any possession, disclosure, copying, modification or use not authorized by Waukesha, can constitute a violation of applicable law and be subject to severe penalties. ©2022 Prolec-GE Waukesha, Inc. All Rights Reserved.</small>								MATERIAL				SEE PARTS LIST				SHEET 1 of 1	

NEXT ASSY
1030-1732K
-
-
-
-
-

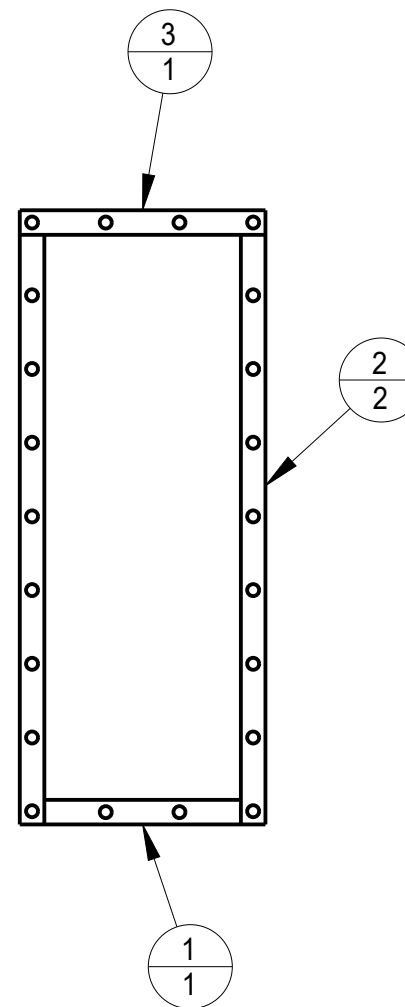
NOTES:

1. FOR MORE DETAIL PLEASE SEE INDIVIDUAL GASKET DRAWINGS.

THESE GASKETS USE IN UNIT WITH OUT INTEGRATED OIL FILTER SYSTEM.

## REVISIONS


LTR	REVISION	DATE	APPROVAL	
A	1. NEW DRAWING PER DRC 092118A	09/21/18	SK	JP



1	1030-1617	GASKET, DOOR W/4 HOLES LTC-UZD ASSY GROUP	3
2	1030-1616	GASKET, DOOR W/8 HOLES LTC-UZD ASSY GROUP	2
1	1030-1614	GASKET, DOOR W/2 HOLES LTC-UZD ASSY GROUP	1
QTY	DRAWING NO.	TITLE	ITEM NO

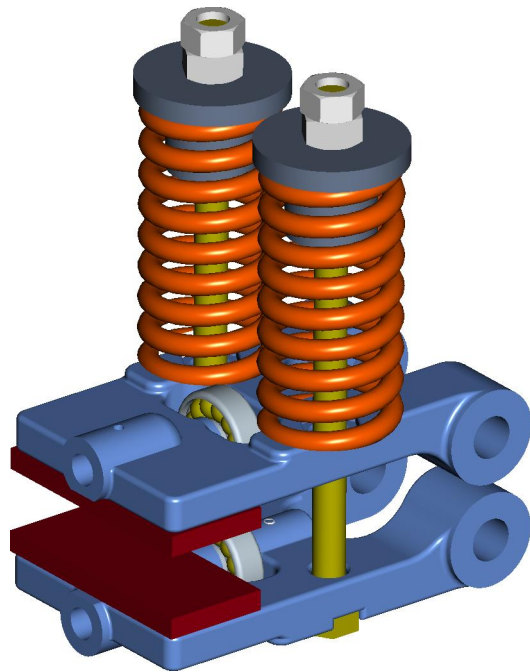
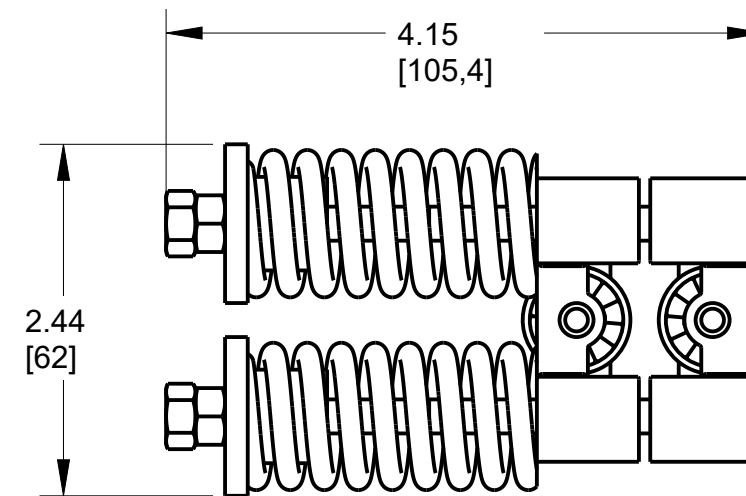
## PARTS LIST

SOURCE: (M/P)		HVS MATERIAL CODE:		QTY. OF MATERIAL:		© Prolec-GE Waukesha, Inc. All rights reserved.													
P		-		-		<div>waukesha</div> <div>9011 GOVERNORS ROW DALLAS, TEXAS 75247</div>													
UNLESS OTHERWISE SPECIFIED DIMENSIONS ARE IN INCHES TOLERANCE ARE FRACTIONS    DECIMALS    ANGLES .XX ± .01            X° ± 1° .XXX ± .005				DRC / ECR NUMBER:															
				-															
DO NOT SCALE DRAWING				APPROVALS		DATE		TITLE <div>GASKET DOOR KIT</div> <div>UZD LTC</div>											
MATERIAL ANALYSIS NUMBER:				DRAWN		SK								09/21/18					
-				CHECKED						SIZE B									
DATE ANALYSIS PERFORMED:				QC		-		-								SCALE 0.125		DWG. NO. 1030-1753K	
-				-		-		-											
<small>COMPANY AND PROPRIETARY: This document contains proprietary information of Prolec-GE Waukesha, Inc. ("Waukesha") and may not be disclosed, copied, modified or used without the written permission of Waukesha. If Waukesha has authorized your possession and/or use of this document, Waukesha has granted you a limited, revocable license to use this document and the information in it only for purposes specified by Waukesha. The document must be promptly returned to Waukesha, after its use and/or upon demand by Waukesha. Any possession, disclosure, copying, modification or use not authorized by Waukesha, can constitute a violation of applicable law and be subject to severe penalties. ©2022 Prolec-GE Waukesha, Inc. All Rights Reserved.</small>										MATERIAL				SEE PARTS LIST				SHEET 1 of 1	





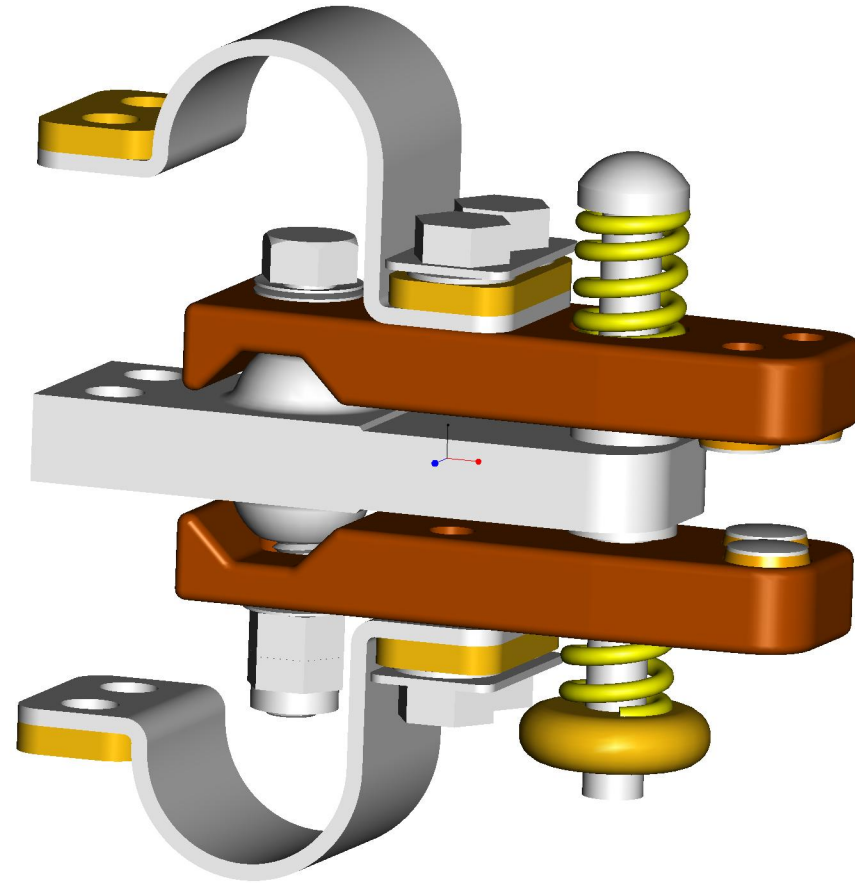
REVISIONS				
LTR	REVISION	DATE	APPROVAL	
A	1. NEW DRAWING CREATED PER DRC#062519A	6/25/19	TL	JP



DIMENSIONS ARE FOR REFERENCE ONLY

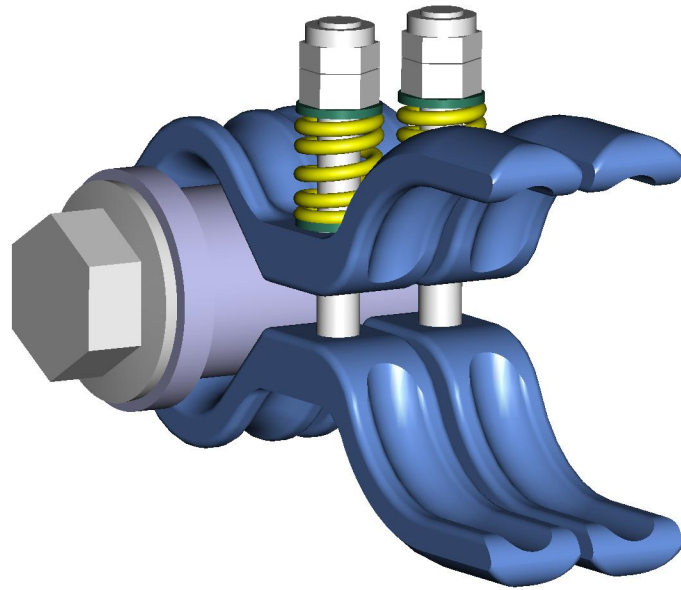
NEXT ASSY  1030-1749K	SOURCE: (M/P)  P	HVS MATERIAL CODE:	QTY. OF MATERIAL:		© Prolec-GE Waukesha, Inc. All rights reserved.			
	UNLESS OTHERWISE SPECIFIED DIMENSIONS ARE IN INCHES TOLERANCE ARE FRACTIONS    DECIMALS    ANGLES .XX ± .01                X" ± 1" .XXX ± .005	DRC / ECR NUMBER:	<div>waukesha</div> <div>9011 GOVERNORS ROW   DALLAS, TEXAS 75247</div>					
	DO NOT SCALE DRAWING	APPROVALS	DATE	TITLE  BRAKE ASSEMBLY MOTOR DRIVE				
	MATERIAL ANALYSIS NUMBER:	DRAWN  T. LY	6/25/19					
		CHECKED  TL	6/25/19					
	DATE ANALYSIS PERFORMED:	QC		SIZE B	SCALE 0.750	DWG. NO.  1030-2019	REV. A	
COMPANY AND PROPRIETARY: This document contains proprietary information of Prolec-GE Waukesha, Inc. ("Waukesha") and may not be disclosed, copied, modified or used without the written permission of Waukesha. If Waukesha has authorized your possession and/or use of this document, Waukesha has granted you a limited, revocable license to use this document and the information in it only for purposes specified by Waukesha. The document must be promptly returned to Waukesha, after its use and/or upon demand by Waukesha. Any possession, disclosure, copying, modification or use not authorized by Waukesha, can constitute a violation of applicable law and be subject to severe penalties. ©2022 Prolec-GE Waukesha, Inc. All Rights Reserved.				MATERIAL  SEE NOTES			SHEET 1 of 1	



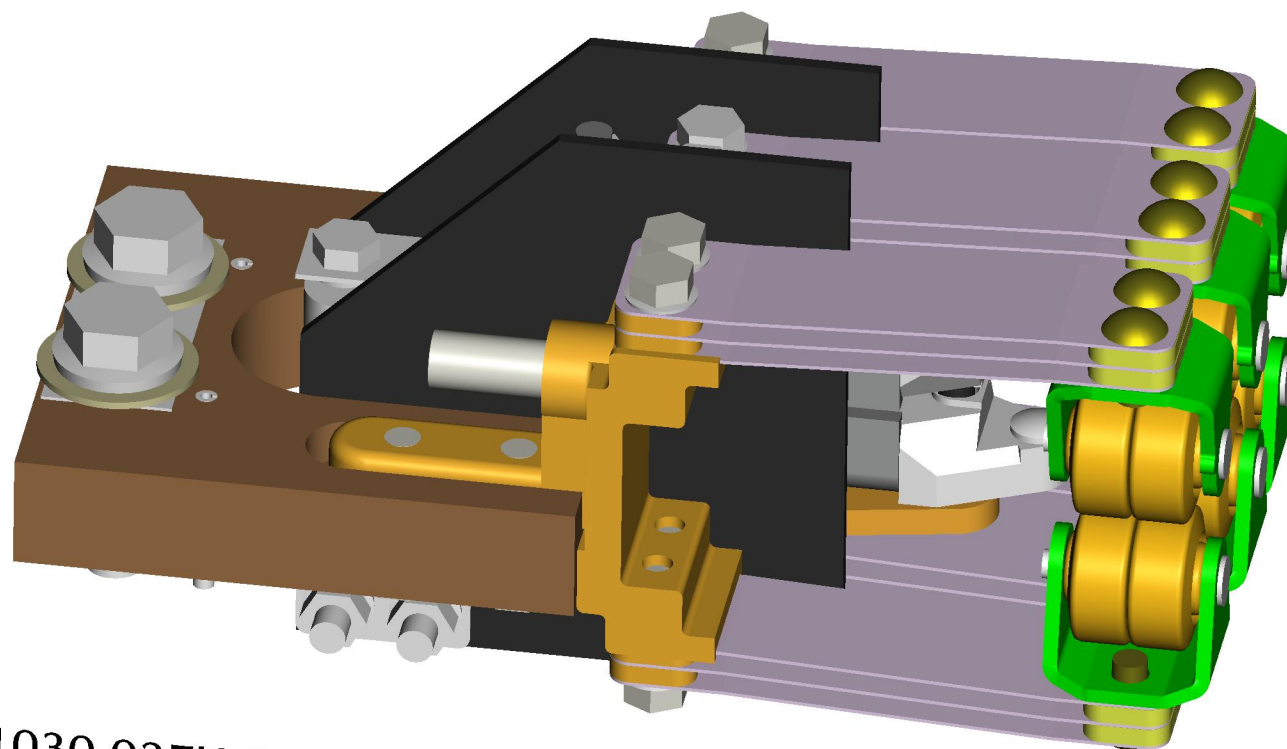


1030-371P MOVING REV. CHANGEOVER SEL.SW. ASSEMBLY  
For interactive 3D PDF, click the download button

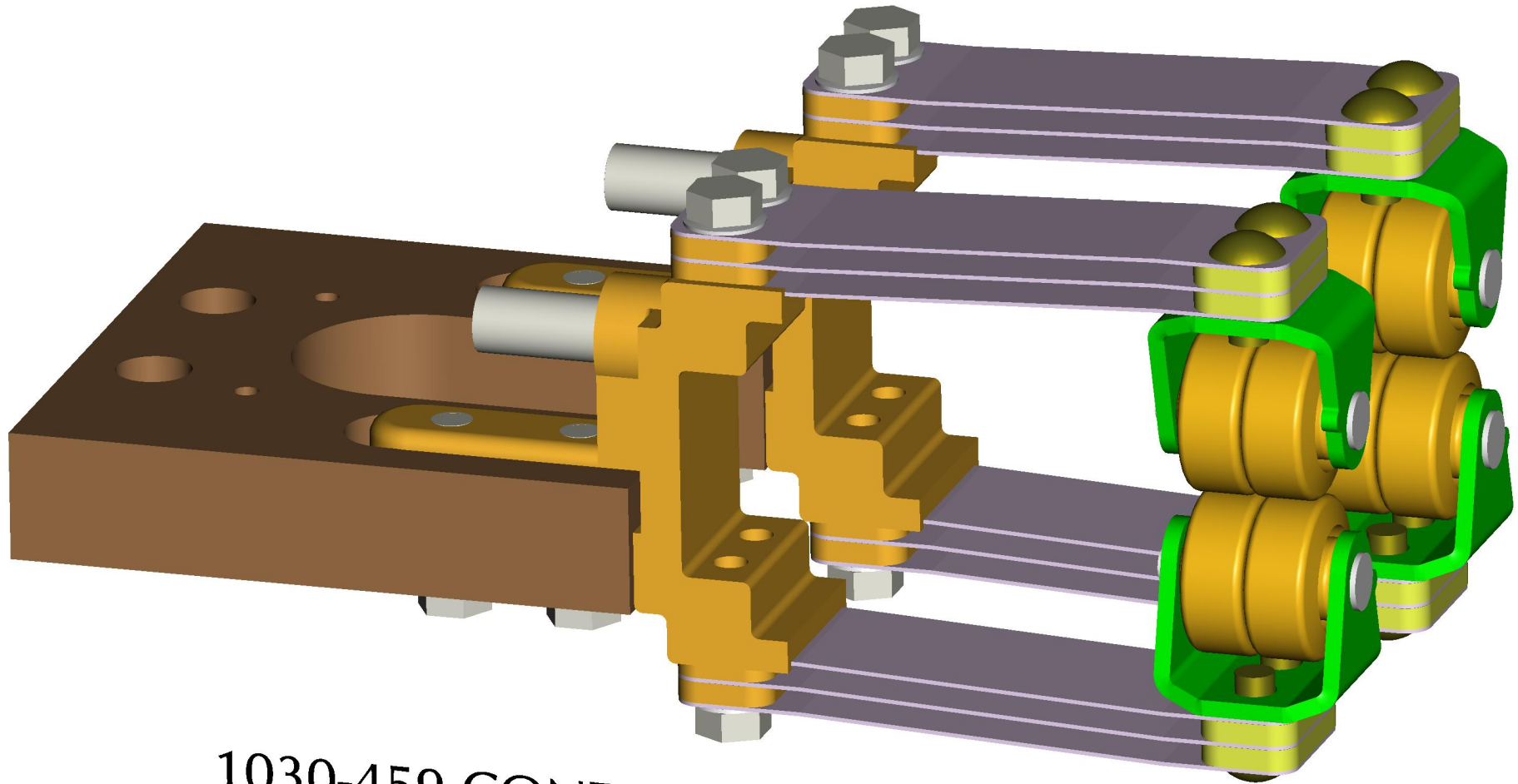




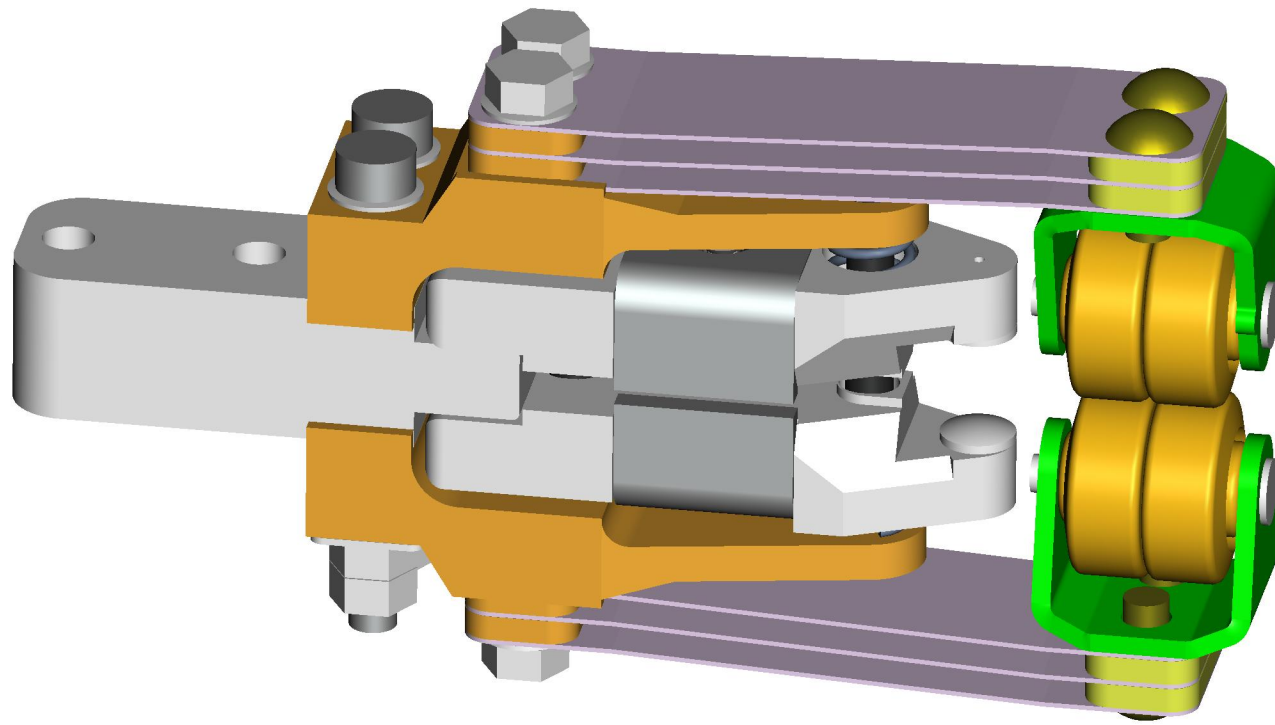
1030-025K KIT-MAIN SLIP CONTACT BOWTIE  
For interactive 3D PDF, click the download button



1030-027K-OEM KIT-MAIN CONTACT ARM WITH ROLLERS  
For interactive 3D PDF, click the download button

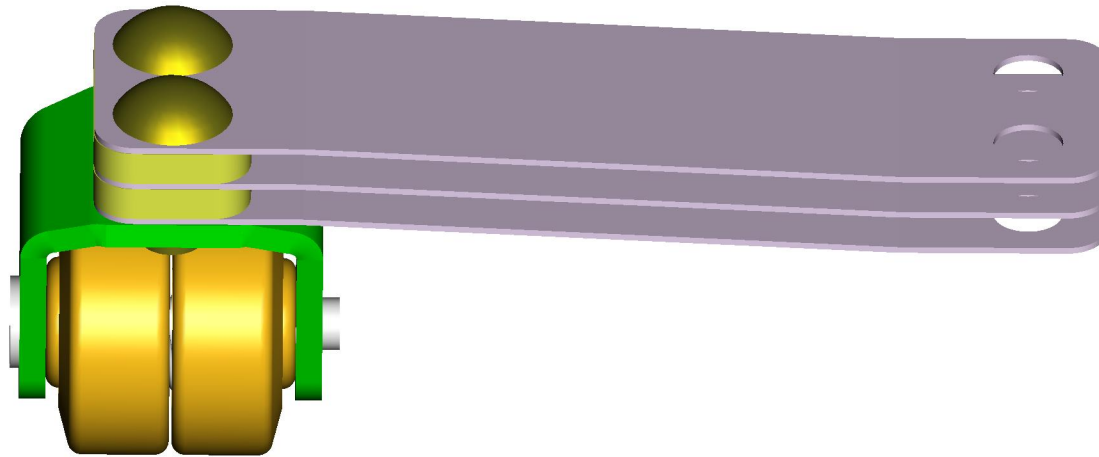


1030-459 CONTACT ACT ASSEMBLY RESISTOR  
For interactive 3D PDF, click the download button

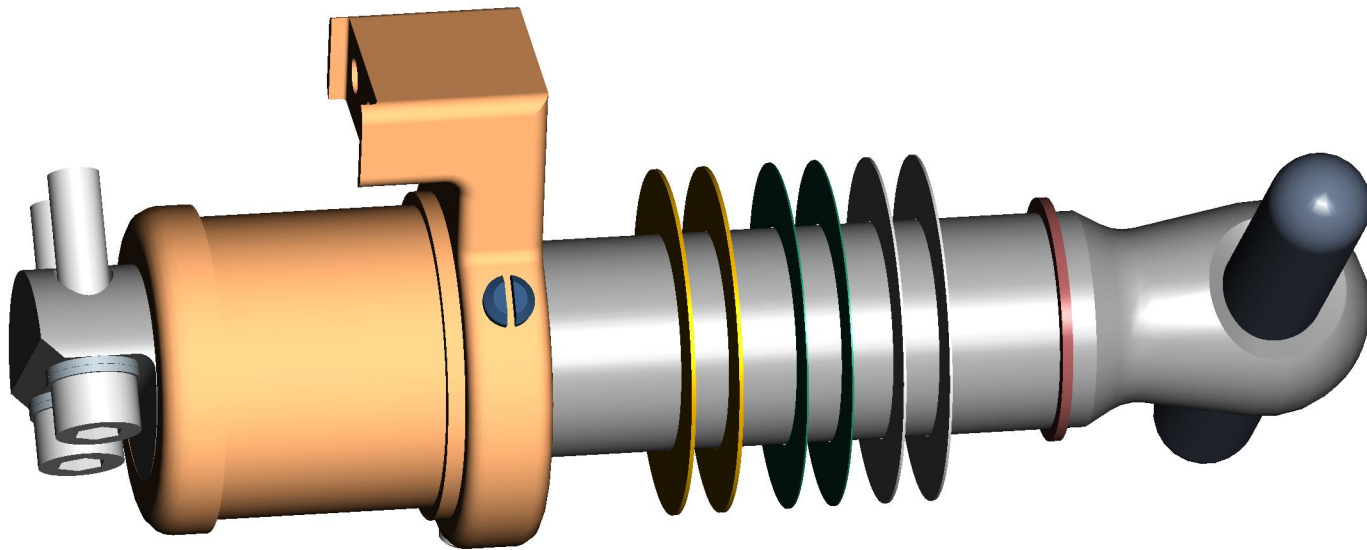


1030-214P CONTACT ARM ASSEMBLY  
For interactive 3D PDF, click the download button







**1030-217 ROLLER ASSEMBLY**  
For interactive 3D PDF, click the download button



**1030-478P CONTACT ARM ASSEMBLY**  
For interactive 3D PDF, click the download button




1030-485 SHAFT ASSEMBLY  
For interactive 3D PDF, click the download button

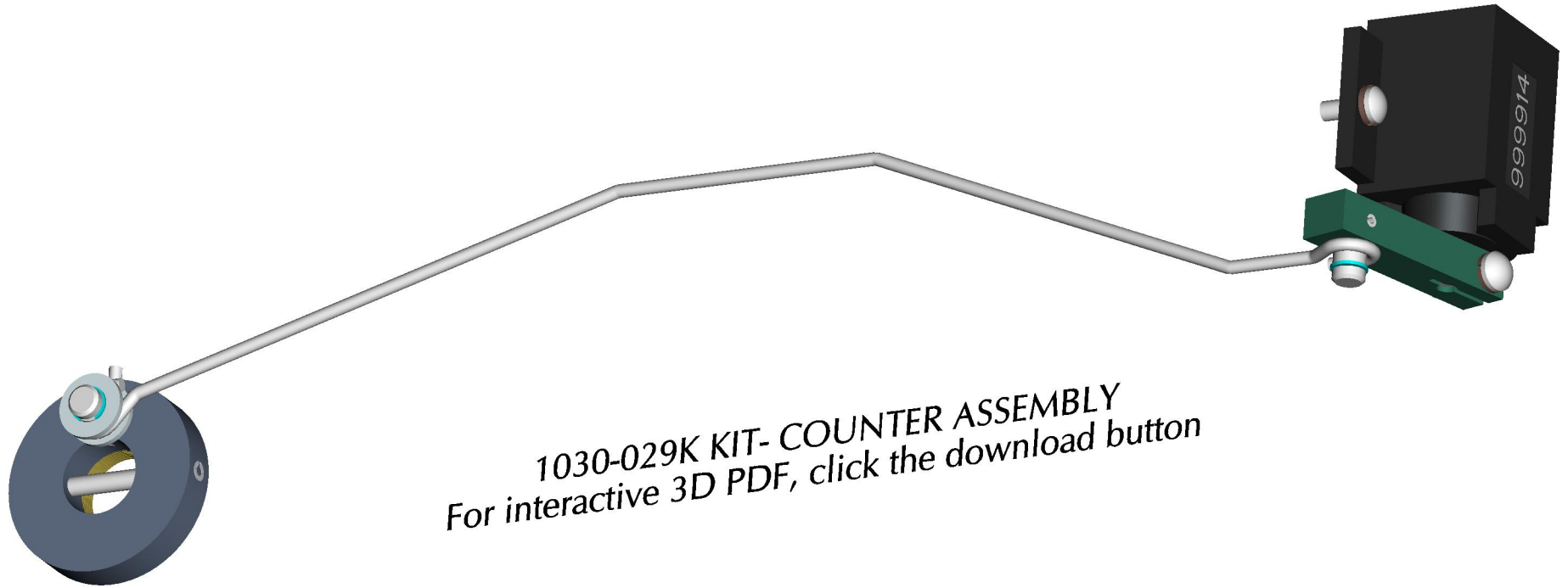


1030-1785 SHAFT, ASSEMBLY SHORT  
For interactive 3D PDF, click the download button







1030-042K KIT-BRAKE ROLLER  
For interactive 3D PDF, click the download button



1030-029K KIT- COUNTER ASSEMBLY  
For interactive 3D PDF, click the download button




1030-468 BRAKE ASSEMBLY UZD  
For interactive 3D PDF, click the download button

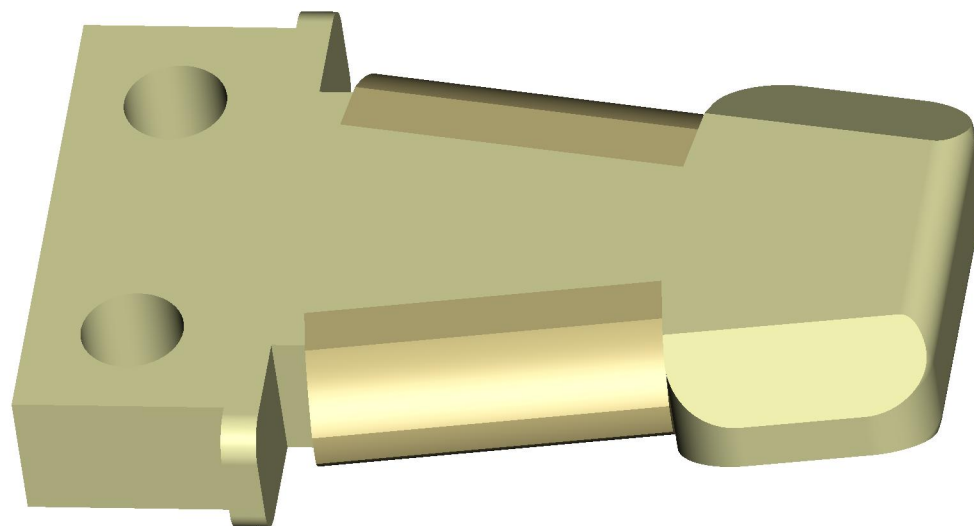


**1030-709 COUNTER ASSEMBLY**  
*For interactive 3D PDF, click the download button*







1030-384P CONTACT, STATIONARY REVERSING SWITCH  
For interactive 3D PDF, click the download button



**1030-052P CONTACT ASSEMBLY STATIONARY**  
For interactive 3D PDF, click the download button




1030-1191 CONTACT ARM, UPPER ASSEMBLY  
For interactive 3D PDF, click the download button

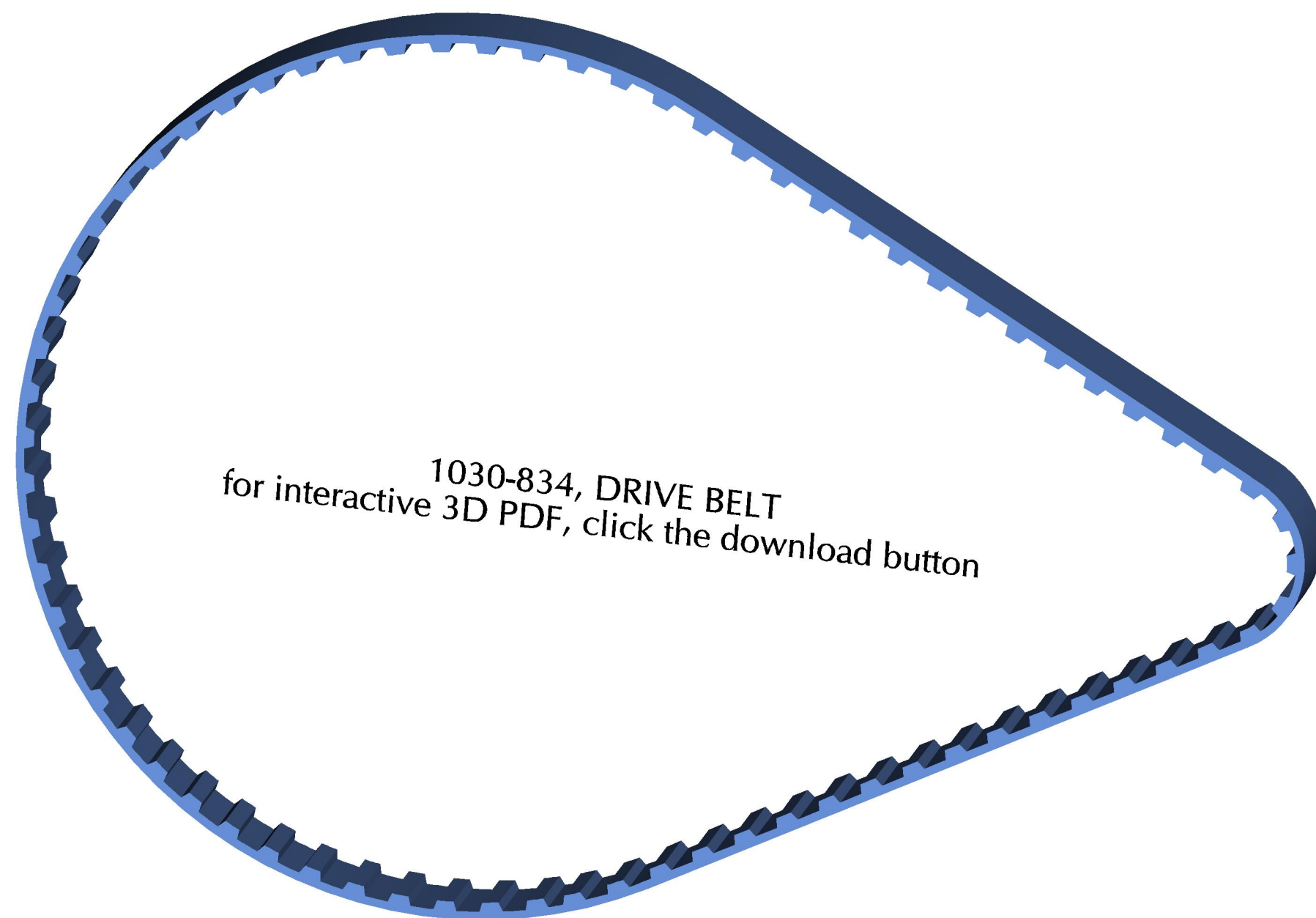



1030-1754P CONTACT, DUAL STATIONARY  
For interactive 3D PDF, click the download button



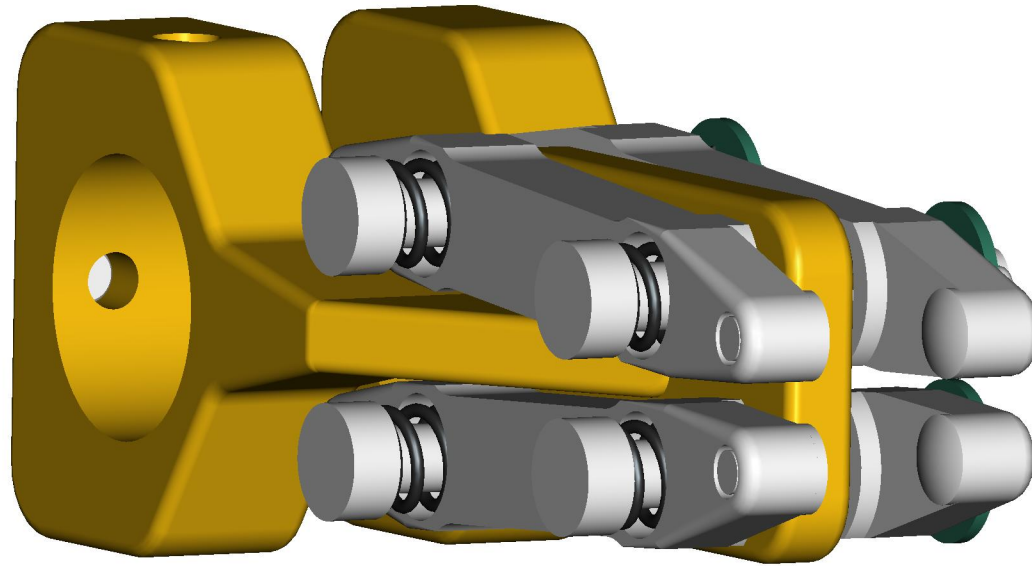


1030-1201 ARM LOWER  
For interactive 3D PDF, click the download button






1030-718, MOTOR ASSEMBLY  
for interactive 3D PDF, click the download button




1030-054P CONTACT ASSY. MOVING, REVERSE SWITCH  
for interactive 3D PDF click the download button





1030-054E CONTACT ASSY. MOVING, REVERSE SWITCH  
for interactive 3D PDF click the download button



**1030-059P CONTACT STATIONARY SELECTOR SWITCH**  
for interactive 3D PDF click the download button



1030-060P COLLECTOR RING  
for interactive 3D PDF click the download button

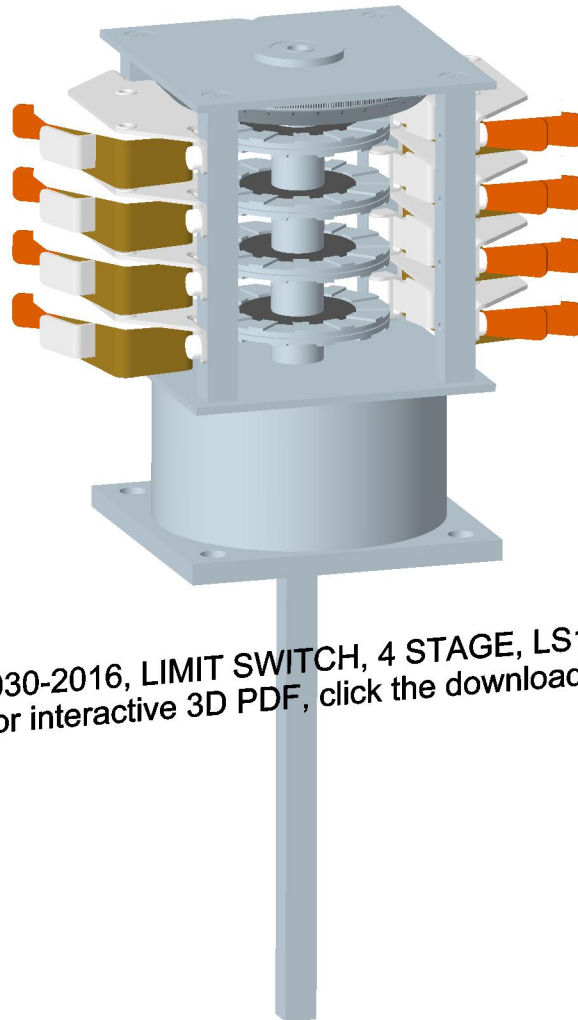


1030-059E CONTACT ASSY. STATIONARY SEL. SWITCH  
for interactive 3D PDF click the download button






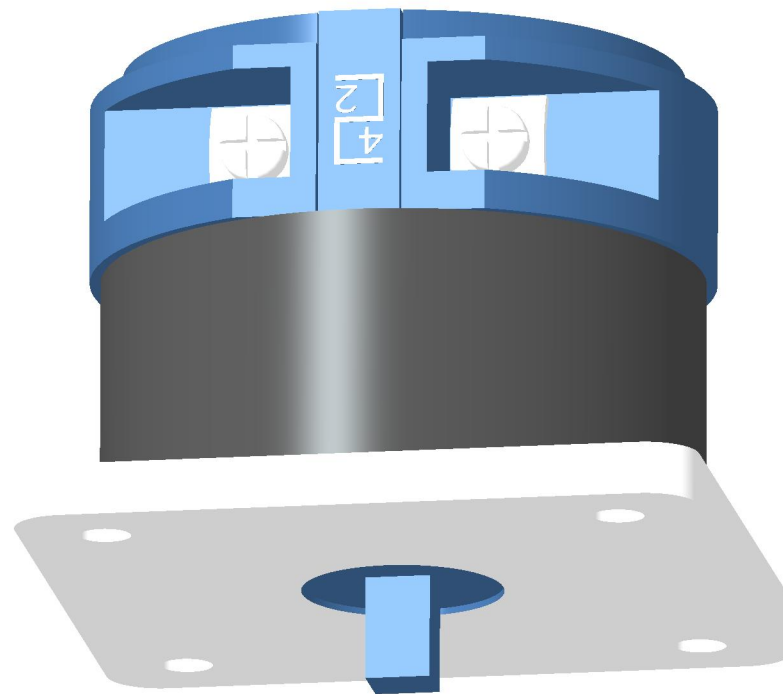
1030-060E COLLECTOR RING  
for interactive 3D PDF click the download button



1030-2016, LIMIT SWITCH, 4 STAGE, LS1 & LS2  
For interactive 3D PDF, click the download button




1030-2017, MAINTAINING CONTACT, 33  
For interactive 3D PDF, click the download button




1030-2018, START CONTACTOR, 33S  
For interactive 3D PDF, click the download button





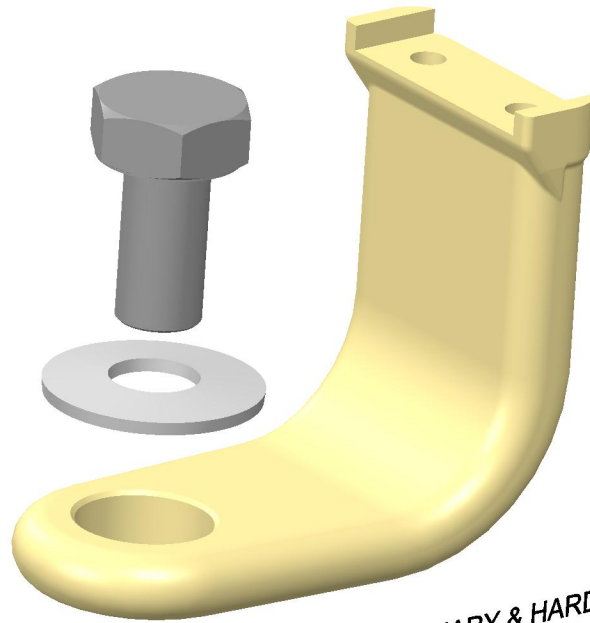
1030-2021, HAND CRANK, 84H INTERLOCK SWITCH  
For interactive 3D PDF, click the download button



1030-2115, INSULATING DRIVE COUPLING  
For interactive 3D PDF, click the download button

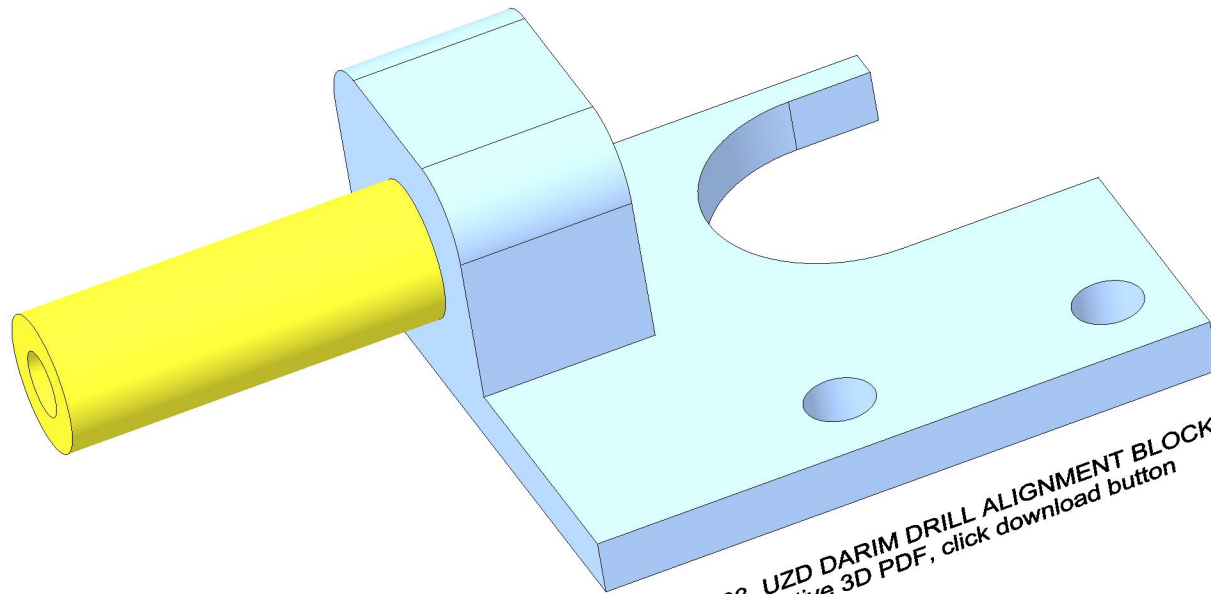


1030-1754, CONTACT LTC-UZD (UNPLATED)  
For interactive 3D PDF, click the download button



1030-2114K, CONTACT HOLDER STATIONARY & HARDWARE  
For interactive 3D PDF, click the download button





1030-1503, UZD DARIM DRILL ALIGNMENT BLOCK  
For interactive 3D PDF, click download button