

# GANADO FIRE DISTRICT

## REGULAR FIRE BOARD

### MEETING



*"Protect life and property"*



#### Governing Board Members

Lela Sangster, Board Chairperson

Jeremy Curtis, Board Clerk

LaVerne Joe, Board Member

Joey Apachee, Board Member

#### District Administrators

Dewayne Woodie, Fire Chief

Marcarlo Roanhorse, Administrative Assistant

Chantel Cook, Office Clerk

Lennix Peshlakai, Ganado EMS/Fire Lieutenant

Jeremy Begay, Steamboat Fire Lieutenant

Evander Leonard, Klagetoh Fire Lieutenant

Shirlene Attson, Communication Supervisor

JUNE 27, 2017

LOCATION: GANADO FIRE STATION 1



## **GANADO FIRE DISTRICT**

P.O. BOX 718 GANADO, ARIZONA 86505 (928) 755-3424  
FAX: (928) 755-6330

ESTABLISHED 1982

### **PUBLIC NOTICE OF REGULAR MEETINGS GANADO FIRE DISTRICT GOVERNING BOARD**

PLEASE TAKE NOTICE THAT the **Governing Board of Ganado Fire District**, pursuant to **A.R.S. 38-431.09**, hereby gives notice that it will hold its regular meeting on the following dates, at the following time and place:

**DATE: June 27, 2017**  
**PLACE: Ganado Fire Station**  
**TIME: 6:00 P.M. MDT**

Copies of agendas for regular and special meetings and executive sessions may be obtained at:  
Ganado Fire District, Station One, Ganado, Arizona 86505

The respective agenda will be available to the public at such location not less than 24 hours prior to a meeting, unless the meeting covers an emergency as provided in **A.R.S. 38-431.02**.

Executive sessions may be held by the Governing Board Meeting as provided in **A.R.S. 38-431.03**. Notice of executive sessions will also be posted at the posting place 24 hours prior to meeting unless the meeting covers an emergency as provided in **A.R.S. 38-431.02**.

The Governing Board reserves the right to hold special meetings at times and places other than mentioned above. Notice of the time and place of any special meeting will be posted at the posting place as provided in **A.R.S. 38-431.02**.

DATED this 26<sup>th</sup> day of June, 2017  
NAME OF DISTRICT: Ganado Fire District  
BY: Dewayne Woodie, Fire Chief

# CALL MEETING TO ORDER



# ROLL CALL

MS. LELA SANGSER - BOARD CHAIRPERSON

MR. JEREMY CURTIS - BOARD CLERK

MS. LAVERNE JOE - BOARD MEMBER

MR. JOEY APACHEE - BOARD MEMBER



# THE PLEDGE OF ALLEGIANCE



*"I pledge allegiance to the flag  
of the United States of America,  
and to the republic for which it stands,  
one nation, indivisible, with liberty  
and justice for all."*

APPROVAL OF  
AGENDA





ESTABLISHED 1982

## GANADO FIRE DISTRICT

P.O. BOX 718

GANADO, ARIZONA 86505

(928) 755-3424

FAX: (928) 755-6330

### NOTICE OF PUBLIC MEETING OF THE BOARD OF DIRECTORS

PURSUANT TO A.R.S. 38-431.02 NOTICE IS GIVEN TO THE BOARD OF DIRECTORS OF THE GANADO FIRE DISTRICT BOARD AND TO THE GENERAL PUBLIC THAT THE BOARD WILL HOLD A MEETING OPEN TO THE PUBLIC ON **JUNE 27, 2017**, BEGINNING AT **18:00 P.M. MDT** AT THE **GANADO FIRE STATION, GANADO, ARIZONA**. \*THE BOARD OF DIRECTORS MAY VOTE TO DISCUSS THIS MATTER IN EXECUTIVE SESSION PURSUANT TO A.R.S. 38-431-03. THE NAME OF THE INDIVIDUALS INVOLVED MAY BE OBTAINED FROM THE FIRE CHIEF'S OFFICE.

### AGENDA

1. **CALL TO ORDER**
2. **ROLL CALL**
3. **PLEDGE OF ALLEGIANCE**
4. **APPROVAL OF AGENDA**
5. **APPROVAL OF PREVIOUS MEETING MINUTES**
  - A. Review, discuss and possible action to approve the meeting minutes of Regular Board Meeting on May 30, 2017.
6. **CALL TO THE PUBLIC:** Consideration of concerns and comments from the public. Those wishing to address the Board are required to fill out a Request to Address the Board Form and Sign the Attendance Sign-In Sheet. Members of the Board may not discuss items that are not on the agenda. Therefore, action taken as a result of public comment will be limited to directing staff to study the matter or to scheduling the matter for further consideration and decision at a later date.
7. **NEW BUSINESS**
  - A. Review, discuss and possible action to approve proposed Ganado Fire District FY 2017-2018 Budget.
  - B. Review, discuss and possible action to approve Board Member(s) and administration travel to attend the AFDA Fire & EMS Leadership Conference 2017 in Glendale, AZ on July 11, 2017 thru July 14, 2017.
8. **REPORTS**
  - A. Review, discuss and possible action to approve May 2017 Fire Chief District Report.
  - B. Review, discuss and possible action to approve May 2017 District Budget Report.
9. **DATE AND TIME OF NEXT MEETING:**
  - A. Review and discuss next Regular Board Meeting
10. **BENEDICTION BY INVITATION**
11. **ADJOURNMENT**

DATED this 26<sup>th</sup> day of June, 2017  
NAME OF DISTRICT: Ganado Fire District  
BY: Dewayne Woodie, Fire Chief

APPROVAL OF  
PREVIOUS  
MEETING MINUTES



BOARD  
meeting  
minutes





## GANADO FIRE DISTRICT

P.O. Box 718

GANADO, ARIZONA 86505

(928) 755-3424

FAX (928) 755-6330

**BOARD OF DIRECTORS  
REGULAR BUSINESS MEETING FOR APRIL 2017  
May 30, 2017**

1. **CALL TO ORDER:** Regular Board Meeting of Ganado Fire District was called to order at 18:24 P.M. M.D.T. by Ms. Lela Sangster.
2. **ROLL CALL** called by Mr. Marcarlo Roanhorse, Mr. Roanhorse affirmed a quorum was present.

**MEMBERS PRESENT:**

Ms. Lela Sangster, Fire Board Chairperson  
Mr. Jeremy Curtis, Fire Board Clerk  
Ms. LaVerne Joe, Fire Board Member

**MEMBERS ABSENT:**

Mr. Joey Apachee, Fire Board Member

3. **PLEDGE OF ALLEGIANCE:** Given by Fire Chief Dewayne Woodie.
4. **APPROVAL OF AGENDA:** Ms. Jeremy Curtis motioned to approve the agenda and was second by Ms. LaVerne Joe. Voice Vote: Ms. Lela Sangster - I; Mr. Jeremy Curtis - I; Ms. LaVerne Joe - I. Motion was carried for approval with 3 in favor 0 opposing and 0 Abstain.
5. **APPROVAL OF MINUTES:**
  - a. Review, discuss and possible action to approve the meeting minutes of Regular Board Meeting on May 30, 2017. Ms. LaVerne Joe motioned to accept the previous regular board meeting minutes (May 30, 2017) and was second by Mr. Jeremy Curtis. Voice Vote: Ms. Lela Sangster - I; Mr. Jeremy Curtis - I; Ms. LaVerne Joe - I. Motion was carried for approval with 3 in favor 0 opposing and 0 Abstain.
6. **CALL TO THE PUBLIC:** None
7. **REPORTS:**
  - a. Review, discuss, and possible action to approve April 2017 Fire Chief District Report. Mr. Jeremy Curtis motioned to review and discuss a highlighted report on items 7.a. and 7.b. (April 2017 Fire Chief District Report and April 2017 District Budget Report) and was second by Ms. LaVerne Joe. Fire Chief Dewayne Woodie presented the Fire Chief's report and gave a highlighted report. No questions. Ms. LaVerne Joe motioned to accept the April 2017 Fire Chief District Report and was second by Mr. Jeremy Curtis. Voice Vote: Ms. Lela Sangster - I; Mr. Jeremy Curtis - I; Ms. LaVerne Joe - I. Motion was carried for approval with 3 in favor 0 opposing and 0 Abstain.
  - b.

- c. Review, discuss, and possible action to approve April 2017 District Budget Report. Administrative Assistant Mr. Marcarlo Roanhorse presented the April 2017 District Budget report and gave a highlighted report. No questions. Mr. Jeremy Curtis motioned for approval of the April 2017 District Budget Report and was second by Ms. LaVerne Joe. Voice Vote: Ms. Lela Sangster - I; Mr. Jeremy Curtis - I; Ms. LaVerne Joe - I. Motion was carried for approval with 3 in favor 0 opposing and 0 Abstain.
8. **DATE AND TIME OF NEXT MEETING:** June 27, 2017 at 6:00 P.M. M.D.T at Ganado Fire Station 1. Alternative Date: June 29, 2017 at 6:00 P.M. M.D.T at Ganado Fire Station 1.
9. **BENEDICTION BY INVITATION:** Given by Mr. Jeremy Curtis.
10. **ADJOURNMENT:** Mr. Jeremy Curtis motioned for adjourn at 18:46 P.M. M.D.T and second by Ms. LaVerne Joe. Voice Vote: Ms. Lela Sangster - I; Mr. Jeremy Curtis - I; Ms. LaVerne Joe - I. The motion was carried with 3 in favor 0 opposed and 0 abstain. Regular Fire Board meeting is adjourn at 18:46 P.M. M.D.T by Ms. Lela Sangster.

---

Ms. Lela Sangster, Fire Board Chairperson

---

Mr. Jeremy Curtis, Fire Board Clerk

---

Ms. LaVerne Joe, Fire Board Member

---

Mr. Joey Apachee, Fire Board Member

# CALL TO THE PUBLIC



# GANADO FIRE DISTRICT



NEW BUSINESS



<b>500</b>	<b>PERSONNEL</b>				<b>\$378,291.20</b>
501	CAREER SALARY			\$310,291.20	
	501.a Full-time Salary		\$276,244.80		
	501.b Part-time Salary		\$34,046.40		
502	RETIREMENT (FICA)			\$25,000.00	
503	INSURANCE (Medical/Dental/Vision)			\$43,000.00	
505	457 Deferred Compensation			\$0.00	
<b>600</b>	<b>OPERATIONS</b>				<b>\$163,000.00</b>
601	FUEL/OIL/LUBE			\$40,000.00	
602	REPAIR & MAINTENANCE			\$40,000.00	
603	OTHER OPERATIONAL EXPENSES			\$28,000.00	
604	COMMUNICATIONS			\$3,000.00	
605	TRAINING EXPENSES			\$2,000.00	
606	UTILITIES (Phone)			\$50,000.00	
<b>700</b>	<b>ADMINISTRATION</b>				<b>\$90,000.00</b>
701	OFFICE EXPENSES			\$20,000.00	
702	PROFESSIONAL SERVICES			\$20,000.00	
703	INSURANCE			\$50,000.00	
<b>800</b>	<b>CAPITAL OUTLAY</b>				<b>\$0.00</b>
801	LAND, BUILDING, & CONSTRUCTION			\$0.00	
802	IMPROVEMENTS			\$0.00	
803	MOTOR VEHICLES			\$0.00	
804	MACHINERY & EQUIPMENT			\$0.00	
805	LEASE PAYMENTS			\$0.00	
806	RESERVED FUNDS			\$0.00	
<b>900</b>	<b>BOND (ANTICIPATED)</b>				<b>\$0</b>
901	LAND, BUILDING & CONSTRUCTION		\$0		



1	Projected Treasurer's Balance July 1	<b>-\$ 160,000.00</b>	
2	Projected Outstanding Warrants July 1	\$ 0.00	
3	Projected Unobligated Balance July 1 (line 1-line2)	<b>-\$ 160,000.00</b>	
4	Fire District Assistance Tax (FDAT)	\$ 125,189.00	
5	Projected Grant Revenue	\$ 0.00	
6	Total Non-Levy Resources (line 3 + line 4 + Line 5)	<b>-\$ 34,811.00</b>	
7	Desired Property Tax Revenue	\$ 625,945.00	
8	Bond Resources	\$ 0.00	
9	Total Anticipated Funds (line 6 + line 7+ line 8)		\$ 591,134.00
10	Sum of all categories (including reserved funds & Bond)		\$ 631,291.20
11	Variance		<b>-\$ 40,157.20</b>
12	Estimated Levy Rate	\$ 3.25	
13	Estimated Assessed Value	\$18,887,896	

## 2017 FIRE DISTRICT LEVY LIMIT WORKSHEET

Date: 2/10/2017

<b>APACHE COUNTY - GANADO FIRE DISTRICT</b>
---------------------------------------------

<b>ADJUSTMENTS FOR ANNEXED PROPERTY</b>	<b>2016</b>
-----------------------------------------	-------------

A.1. Net Assessed Value of Property Annexed for TY 2017	\$0
A.2. A.1. divided by 100	\$0
A.3. Prior Year Actual Tax Rate (excluding debt service tax rate)	\$3.2472
A.4. Adjustment for Annexed Property (A.2. multiplied by A.3.)	\$0

<b>MAXIMUM ALLOWABLE LEVY LIMIT</b>	<b>2017</b>
-------------------------------------	-------------

B.1. Prior Year Maximum Allowable Levy Limit (B.4 from prior year)	\$1,340,258
B.2. Line B.1. multiplied by 1.08	\$1,447,479
B.3. Plus amount attributable to annexed property (Line A.4.)	\$0
<b>B.4. MAXIMUM ALLOWABLE LEVY LIMIT (Line B.2. + B.3.)</b>	<b>\$1,447,479</b>

<b>CURRENT YEAR NET ASSESSED VALUES</b>	<b>2017</b>
-----------------------------------------	-------------

C.1. Centrally Assessed Property	\$19,212,283
C.2. Locally Assessed Real Property	\$0
C.3. Locally Assessed Personal Property	\$47,548
<b>C.4. Total Net Assessed Values (C.1. through C.3.)</b>	<b>\$19,259,831</b>
C.5. C.4. divided by 100	\$192,598

<b>CURRENT YEAR TAX RATE / LEVY LIMIT CALCULATION</b>	<b>2017</b>
-------------------------------------------------------	-------------

D.1. Current Year Net Assessed Values / 100 (Line C.5.)	\$192,598
D.2. Maximum Allowable Levy Limit (Line B.4.)	\$1,447,479
D.3. Tax Rate (D.2. divided by D.1.; rounded to 4 decimals)	\$7.5155
D.4. Maximum Tax Rate (lesser of D.3. or \$3.25)	\$3.2500
<b>D.5. Current Year Allowable Tax Rate <sup>1</sup></b>	<b>\$3.2500</b>
D.6. <b>Current Year Allowable Levy Limit (D.5. multiplied by D.1.)</b>	<b>\$625,945</b>
D.7. Prior Year Excess Collections	\$0
D.8. Prior Year Excess Levy	\$0
<b>D.9. Current Year Allowable Levy Limit (D.6. - D.7. - D.8.)</b>	<b>\$625,945</b>



# AFCA/AFDA Fire & EMS Leadership Conference 2017

July 11-13 | Glendale, AZ  
Renaissance Glendale Hotel & Spa

Presented By:



BlueCross  
BlueShield  
of Arizona

An Independent Licensee of the Blue Cross and Blue Shield Association



# AFCA/AFDA Fire & EMS Leadership Conference 2017

Conference Location:

**Renaissance Glendale Hotel and Spa**  
9495 W. Coyotes Blvd, Glendale, AZ 85305

Reservation Location:

**Home2 Suites by Hilton Phoenix Glendale-Westgate**  
6620 N 95<sup>th</sup> Ave, Glendale, AZ 85305  
(623) 877-4600

Lela Sangster - Confirmation # 81835575  
LaVerne Joe - Reservation # 81835575  
Joey Apache - Reservation # 81835575  
GFD Administrative Personnel - Reservation # 81835575

## COST BREAK DOWN

ATTENDEE	AFDA REG.	LODGING	MILEAGE	PER DIEM	TOTAL
Lela Sangster	\$200.00	\$314.43	\$306.72	\$127.00	\$948.15
LaVerne Joe	\$200.00	\$314.43	\$306.72	\$127.00	\$948.15
Joey Apachec	\$200.00	\$314.43	\$306.72	\$127.00	\$948.15
GFD Administrative Personnel	\$200.00	\$314.43	\$0.00	\$0.00	\$514.43
					<b>\$3,358.88</b>

### \*\*Meal Per Diem Break Down

July 11, 2017 - \$38.00 (Lunch and Dinner)  
January 12, 2017 - \$35.00 (Breakfast and Dinner)  
January 13, 2017 - \$35.00 (Breakfast and Dinner)  
January 14, 2017 - \$19.00 (Breakfast and Lunch)

If you have any questions, contact Marcarlo Roanhorse at (928) 225-7689.

# Itinerary

## Tuesday, January 11, 2017

4:00 p.m. - Check-Ins at **Home2 Suites by Hilton Phoenix Glendale-Westgate** - 6620 N 95th Ave, Glendale, AZ 85305, (623) 877-4600.

6:00 p.m. - Taco Tuesday Welcome Event at **Renaissance Glendale Hotel and Spa** - 9495 W. Coyotes Blvd, Glendale, AZ 85305 in the SALT Room hosted by MES.

## Wednesday, January 12, 2017

*7:00 a.m. - Registration/Continental Breakfast/Visit with Conference Vendors at Renaissance Glendale Hotel and Spa - 9495 W. Coyotes Blvd, Glendale, AZ 85305.*

*8:00 a.m. - 9:30 a.m. CONCURRENT SESSIONS*

*9:30 a.m. - 10:00 a.m. Refreshment Break*

*10:00 a.m. - 11:30 a.m. CONCURRENT SESSIONS*

*11:30 a.m. - 1:00 p.m. Buffet Lunch*

*12:00 p.m. - Equipment & Technology Expo Opens*

*1:00 p.m. - CONCURRENT SESSIONS*

*2:30 p.m. - Refreshment Break*

*3:00 p.m. - Visit the Expo*

*4:00 p.m. - Unscripted Discussion: Current Topics of Interest to the Group*

*5:00 p.m. - Reception with Exhibitors*

## Thursday, January 13, 2017:

*7:15 a.m. - Registration/Continental Breakfast*

*8:00 a.m. - 9:30 a.m. CONCURRENT SESSIONS*

*9:30 a.m. - 10:00 a.m. Refreshment Break*

*10:00 a.m. - 11:30 a.m. CONCURRENT SESSIONS*

*11:30 a.m. - 1:00 p.m. Buffet Lunch*

*12:00 p.m. - Equipment & Technology Expo Closes*

*1:00 p.m. - CONCURRENT SESSIONS*

*2:30 p.m. - Refreshment Break*

*3:00 p.m. - Closing General Session*

*4:00 p.m. - AFCA - AFDA President's Reception*

**Friday, January 15, 2017**

11:00 a.m. - Check-Out at **Home2 Suites by Hilton Phoenix Glendale-Westgate** - 6620 N 95th Ave, Glendale, AZ 85305, (623) 877-4600.

**If you have any questions, contact Marcarlo Roanhorse at (928) 225-7689.**

# AFCA/AFDA Fire & EMS Leadership Conference 2017



Presented By:



BlueCross  
BlueShield  
of Arizona

An Independent Licensee of the Blue Cross and Blue Shield Association



## CONFERENCE SCHEDULE

### MONDAY, JULY 10TH

- 1:00 p.m. Arizona State Fire Training Committee . . . . . Solana C-D
- 3:00 p.m. AFCA Board Meeting . . . . . Asteria Board Room

### TUESDAY JULY 11TH

- 7:00 a.m. Registration Opens . . . . . Conf. Registration Desk
- 8:00 a.m. Section Meetings  
     Open . . . . . Solana A  
     AFCA / AFDA EMS Sections (joint meeting) . . . . . Solana B  
     AFDA Volunteer / Combination Section . . . . . Solana C-D  
     AFDA Career Section . . . . . Aurora C-D
- 10:00 a.m. Section Meetings  
     Gila County Fire Chiefs . . . . . Solana A  
     AFCA Native American Chiefs Section . . . . . Solana B  
     Statewide Mutual Aid Committee . . . . . Solana C-D  
     AFCA Safety & Health Section . . . . . Aurora A-B  
     AFCA Metro Chiefs Section . . . . . Aurora C-D
- 10:00 a.m. AFDA Board / General Membership Meeting . . . . . Solana E
- 1:00 p.m. **Opening Session** . . . . . Solana E  
     Emcee: Mark Burdick, Planning/Strategic Initiatives Coordinator  
             Arizona Fire & Medical Authority  
     Presentation of Colors – Combined Valley Honor Guards  
     Invocation – Chaplain Raul Ochoa, Glendale Fire Department  
     Welcoming Remarks  
         Terry Garrison, Fire Chief, City of Glendale  
         Mary Dalton, AFDA President  
         Dave Staub, AFCA President  
         Doug Schrage, WFCB President  
         Presenting Sponsor: BCBS of Arizona  
     100 Club Update – Angela Harrolle, CEO  
     PFFA Update – Bryan Jeffries, President, PFFA  
     Special Presentations – Dave Staub, AFCA President  
         Mary Dalton, AFDA President  
         AFCA Chief Bob Weber Lifetime Achievement Award(s)  
         AFCA Chief Fire Officer of the Year Presentation  
     Installation of AFCA Officers  
         Doug Schrage, President, Western Fire Chiefs Association
- 3:00 p.m. **General Session** . . . . . Solana E  
     **Misplaced Priorities**  
         Bobby Halton, Editor-in-Chief, Fire Engineering Magazine
- 5:00 p.m. Registration Closes
- 6:00 p.m. **Taco Tuesday Welcome Event** . . . . . SALT  
     Hosted by MES . . . . . Westgate Entertainment Dist.

# AFCA/AFDA Fire & EMS Leadership Conference 2017



Presented By:



BlueCross  
BlueShield  
of Arizona

An Independent Licensee of the Blue Cross and Blue Shield Association

Wednesday	July 12th	
7:15 a.m.	Registration Opens . . . . .	Conf. Registration Desk
7:15 a.m.	Continental Breakfast . . . . .	Solana Foyer
8:00 a.m.	Concurrent Workshops	
	<b>Cool Command</b> . . . . .	Solana A
	Alan Brunacini, Chief Emeritus, Phoenix Fire Department	
	<b>AFDA Statutory Workshop: Open Meeting Laws</b> . . . . .	Solana B
	Bill Whittington, Esq.	
	<b>The State of MIH: Treat &amp; Refer, Community Paramedicine, &amp; Updates from Arizona and Beyond</b> . . . . .	Solana C-D
	Matt Echkhoff, Director, Community Paramedicine Rio Rico Medical & Fire Dist.	
	Val Gale, Assistant Chief, Chandler Fire, Health & Medical Dept.	
	Joshua Zeidler, DO, Medical Director, Chandler Fire, Health & Medical Dept.	
	<b>Risk Management</b> . . . . .	Aurora A-B
	Bernie Frist, Managing Partner, Safety & Risk Mgmt. Group	
	<b>NFIRS – The Rules</b> . . . . .	Aurora C-D
	Marion Long, Fire Program Specialist, USFA National Fire Data Center	
9:30 a.m.	Morning Break . . . . .	Solana Ballroom Foyer
10:00 a.m.	Concurrent Workshops	
	<b>Cool Command</b> . . . . .	Solana A
	(repeated from 8:00 a.m. session)	
	Alan Brunacini, Chief Emeritus, Phoenix Fire Department	
	<b>American Fire Service Command &amp; Leadership</b> . . . . .	Solana B
	Bobby Halton, Editor-in-Chief, Fire Engineering Magazine	
	<b>The State of MIH: Treat &amp; Refer, Community Paramedicine, &amp; Updates from Arizona and Beyond</b> . . . . .	Solana C-D
	(repeated from 8:00 a.m. session)	
	Matt Echkhoff, Director, Community Paramedicine Rio Rico Medical & Fire Dist.	
	Val Gale, Assistant Chief, Chandler Fire, Health & Medical Dept.	
	Joshua Zeidler, DO, Medical Director, Chandler Fire, Health & Medical Dept.	
	<b>NFIRS – The Rules</b> . . . . .	Aurora C-D
	(repeated from 8:00 a.m. session)	
	Marion Long, Fire Program Specialist, USFA National Fire Data Center	
11:30 a.m.	Lunch (conference badge or lunch ticket required) . . . . .	Solana F-G-H-I
	AFCA Annual Business Meeting	

# AFCA/AFDA Fire & EMS Leadership Conference 2017



Presented By:



BlueCross  
BlueShield  
of Arizona

An Independent Licensee of the Blue Cross and Blue Shield Association

12:00 p.m.	<b>EQUIPMENT &amp; TECHNOLOGY EXPO OPENS</b> .....	<b>Media Center &amp; Cira Ballroom</b>
1:00 p.m.	Concurrent Workshops	
	<b>Drugs in the Workforce</b> .....	Solana A
	Lynn Brown-Wagner, EMS Program Chair Northland Pioneer College	
	<b>AFDA Statutory Workshop - Governance</b> .....	Solana B
	Bill Whittington, Esq.	
	<b>Fire Service Cancer Awareness</b> .....	Solana C-D
	David Rehnke, Captain (ret), Peoria Fire Dept.	
	<b>Human Trafficking 101: Dispelling the Myths</b> .....	Aurora A-B
	Holly Gibbs, ASU McCain Institute Annika Mack Brandon Hestand	
	<b>Blending Organizations for the Future: Shared Services, JMA's JPA's, Consolidations and Mergers</b> .....	Aurora C-D
	Scott Freitag, Chief, Central Arizona Fire & Medical Authority	
2:30 p.m.	Afternoon Break	
3:00 p.m.	<b>Visit the Expo</b> .....	Media Center Cira Ballroom
4:00 p.m.	<b>Unscripted Discussion: Current Topics of Interest to the Group</b> .....	Aurora A-B
	Facilitator: Mark Gaillard, Chief, Flagstaff Fire Dept. AZ Summit Fire Dist., AZ	
5:00 p.m.	Reception with Exhibitors. ....	Expo Halls
6:30 p.m.	Bowling & Buffet Scholarship & Charity Event. ....	Main Event, Avondale
	Hosted By RELM Bus Transportation (sponsored by VFIS) from the hotel main entrance beginning at 5:45 p.m.	

## THURSDAY JULY 13TH

7:15 a.m.	Registration Opens. ....	Conf. Registration Desk
7:30 a.m.	Continental Breakfast. ....	Solana Ballroom Foyer
8:00 a.m.	Concurrent Workshops	
	<b>Saving Those Who Save Others</b> .....	Solana A
	Jeff Dill, Founder, Firefighter Behavioral Health Alliance – NPO (FBHA)	
	<b>AFDA Statutory Workshop – Financial Management</b> .....	Solana B
	Mary Dalton, Asst. Chief, Arizona Fire & Medical Authority	

# AFCA/AFDA Fire & EMS Leadership Conference 2017



Presented By:



BlueCross  
BlueShield  
of Arizona

An Independent Licensee of the Blue Cross and Blue Shield Association

	<b>Pension Reform &amp; Building Wealth For Retirement &amp; Beyond</b> . . . . .	Solana C-D
	Chris Hoerchler, Financial Advisor, Public Safety Financial/Galloway	
	Brian Tobin, Board Chairman, PSPRS	
	<b>Leading Change</b> . . . . .	Aurora A-B
	Jake Rhoades, Chief, Kingman Fire Dept.	
	Harry Beck, Chief (ret) Mesa Fire & Medical Dept.	
	<b>You're Not Alone – Managing Firefighter Behavioral Health in the 21st Century</b> . . . . .	Aurora C-D
	Paul Bourgeois, Chief, Superstition Fire & Medical Dist.	
8:00 a.m.	AFSAP Annual Meeting . . . . .	Solana E
9:30 a.m.	Morning Break . . . . .	Solana Ballroom Foyer
10:00 a.m.	Concurrent Workshops	
	<b>Saving Those Who Save Others</b> . . . . .	Solana A
	(repeated from 8:00 a.m. session)	
	Jeff Dill, Founder, Firefighter Behavioral Health Alliance – NPO (FBHA)	
	<b>AFDA Statutory Workshop – Ethics &amp; Fiduciary Responsibilities</b> . . . . .	Solana B
	Bill Whittington, Esq.	
	<b>Pension Reform &amp; Building Wealth For Retirement &amp; Beyond</b> . . . . .	Solana C-D
	(repeated from 8:00 a.m. session)	
	Chris Hoerchler, Financial Advisor, Public Safety Financial/Galloway	
	Brian Tobin, Board Chairman, PSPRS	
	<b>Leading Change</b> . . . . .	Aurora A-B
	(repeated from 8:00 a.m. session)	
	Jake Rhoades, Chief, Kingman Fire Dept.	
	Harry Beck, Chief (ret) Mesa Fire & Medical Dept.	
	<b>You're Not Alone – Managing Firefighter Behavioral Health in the 21st Century</b> . . . . .	Aurora C-D
	(repeated from 8:00 a.m. session)	
	Paul Bourgeois, Chief, Superstition Fire & Medical Dist.	
10:00 a.m.	<b>AFSAP Seminar – CEO Material</b> . . . . .	Solana E
	Justina Page, Author, Speaker & Lyricist	
11:30 a.m.	Lunch (conference badge or lunch ticket required) . . . . .	Solana F-G-H-I
12:00 p.m.	<b>EQUIPMENT &amp; TECHNOLOGY EXPO CLOSSES</b> . . . . .	<b>Media Center Cira Ballroom</b>
1:00 p.m.	Concurrent Workshops	
	<b>Current Legal Topics in the Fire Service</b> . . . . .	Solana A
	Mark Robbins	
	<b>Navigating Overtime Pay Requirements</b> . . . . .	Solana B
	Brenda Tranchina, Human Resource Strategies, LLC	

# AFCA/AFDA Fire & EMS Leadership Conference 2017



Presented By:



**BlueCross  
BlueShield  
of Arizona**

An Independent Licensee of the Blue Cross and Blue Shield Association

**Active Shooter Response** . . . . . Solana C-D  
Greg Ruiz, Chief, Tempe Fire, Medical, Rescue Dept.

**Political Awareness** . . . . . Aurora A-B  
Andrew Ching, City Manager, City of Tempe, AZ  
Brian Moore, Board Chairman, Daisy Mountain Fire Dist.

2:30 p.m. Afternoon Break . . . . . Expo Foyer

3:00 p.m. **Closing General Session** . . . . . Solana E

**Spirit of a Champion**  
Wayne Messmer, Broadcaster, Author, Actor, Singer, Speaker

4:30 p.m. AFCA – AFDA President’s Reception . . . . . Solana F-G-H-I  
Join the Association Officers for a hosted reception  
to meet Wayne, recognize the incoming officers and celebrate  
a successful conference

5:30 p.m. Conference Closes

**FRIDAY JULY 14TH**

6:00 a.m. **15th Annual Steve Alley Memorial Charity Golf Tournament** . . . . . Whirlwind Golf Course  
Sponsored by Motorola . . . . . Gila River

7:00 a.m. Golf Tournament Shotgun Start

**CONFERENCE DRESS CODE**

The AFCA – AFDA Board of Directors encourage conference attendees to dress comfortably, but appropriately, for conference sessions recognizing that Arizona can be somewhat warm during July. We also would certainly like to encourage the wearing of your department’s dress uniform (however that is defined within your agency) during the opening session on Tuesday afternoon should you so desire.

**SPECIAL THANKS TO OUR CONFERENCE PRESENTING SPONSOR**



**BlueCross  
BlueShield  
of Arizona**

An Independent Licensee of the Blue Cross and Blue Shield Association



# REPORTS



GANADO FIRE DISTRICT  
FIRE CHIEF REPORT



PRESENTED BY FIRE  
CHIEF DEWAYNE  
WOODIE



## GANADO FIRE DISTRICT

P.O. BOX 718      GANADO, ARIZONA      (928) 755-3424  
 FAX: (520) 755-6330

### Fire Chief Monthly Report May 2017

**REPORT SUMMARY**

**A. PERSONNEL**

1. Monthly Call (*Exhibit A*) and Training Attendances

DEP'T	CAREER	PART-TIME	VOLUNTEER	CALL VOLUME	IN-HOUSE TRAINING HOURS	OUTSIDE TRAINING HOURS	PERSONNEL
ADMIN	X			15	1/2	0	Dewayne Woodie, Fire Chief/EMT
	X			NA	NA	0	Marcarlo Roanhorse, Administrator Assistant
		X		NA	NA	0	Chantel Cook, Clerk
DISPATCH	X			0	0	0	Shirlene Attson, Communication Supervisor/EMT
	X			0	0	0	Jennifer Yazzie, Dispatcher
	X			0	0	0	Harriett Begay, Dispatcher
	X			0	0	0	Jon-Mykal Tsinajinnie, Dispatcher
		X		0	0	0	Shermayne Stash, Relief Dispatcher
OPERATION	X			21	0/2	0	Lennix Peshlakai, Fire/EMS Lieutenant/EMT
	X			33	1/2	0	Evander Leonard, Fire Lieutenant/EMT
	X			25	1/2	0	Jeremy Begay, Fire Lieutenant/EMT
			X	18	2/2	0	Alfred John, Fire Engineer
			X	0	0/2	0	Celeste Cardy, Firefighter I/EMT
	X			31	0/2	0	Johnavan Wagoner, Firefighter II
			X	33	2/2	0	Rory James, Firefighter II
			X	13	0/2	0	Marcarlo Roanhorse, Firefighter I/EMT
			X	36	2/2	0	Latasha Lee, Firefighter Trainee
			X	4	1/2	0	Jon-Mykal Tsinajinnie, Firefighter Trainee
			X	0	0/2	0	Austin R. Mooney, Firefighter Trainee
			X	R	R	R	Corey Attson, Firefighter Trainee
			X	2	1/2	0	Chantel Cook, Firefighter Trainee
			X	0	0/2	0	Byron James, Firefighter Trainee
			X	11	2/2	0	Delbert Kinlichee, Firefighter Trainee
		X	4	2/2	0	Delvecchio Wilson, Firefighter Trainee	
		X	20	2/2	0	Mimi Begay, Firefighter Trainee	

R = Reserve      M = Medical Leave      RC = Recruit

2. The following applicants have completed their recruitment and have been promoted from Recruit to Volunteer Firefighter Trainee (FFT) or Explorer:
  - a. Byron James from Wide Ruins/Klagetoh, AZ to Explorer
  - b. Delbert Kinlichee from Ganado, AZ to Volunteer FFT
  - c. Delvecchio Wilson from Ganado, AZ to Volunteer FFT
  - d. Mimi Begay from Ganado, AZ to Volunteer FFT

**B. INCIDENTS (Non-Urgent and Urgent):**

1. Fire/EMS incidents - 131 incidents (*Exhibit B*)
  - a. A breakdown of Monthly Incidents is on *Exhibit C*
2. Navajo Nation Law Enforcement incidents – 102 incidents (*Exhibit B*)

**C. ACCOMPLISHMENTS:**

1. FIRE DISTRICT

- a. May 19, 2017 [11am-1pm]: The I'ina Dilzin Committee had its Public Safety Appreciation Luncheon at the Ganado Chapter House. The following Ganado Fire District Personnel received awards:
  1. Chief Woodie for 27 years of Public Service
  2. Shirlene Attson for 30 years for Public Service
  3. Alfred John for 24 years of Public Service
- b. May 30, 2017 [6pm-8pm]: The Ganado Fire Board had its Regular Governing Board Meeting at the Ganado Fire Station Training Room.

2. COMMUNITY

- a. May 1, 2017 [9am-4pm]: AHSI Adult/Child/Infant CPR and First Aid Training for the community held at the Ganado Fire Station Training Room.
- b. May 8, 2017 [9pm-1pm]: Fire Safety and Extinguisher Training for the community held at the Ganado Fire Station Training Room.
- c. May 10, 2017 [9am-2pm]: The GFD participated in the Ganado High School "Career Day" at the Sports Pavilion.
- d. May 17, 2017 [9am-4pm]: Lt. Peshlakai conducted a AHSI Adult/Child/Infant CPR and First Aid Training for Window Rock Unified School District Personnel.
- e. May 22, 2017 [9am-4pm]: AHSI Adult/Child/Infant CPR and First Aid Training for the community held at the Ganado Fire Station Training Room.

**D. MAINTENANCE**

1. Ganado Fire Station - Lt. Peshlakai is the custodian for Station
  - a. All apparatus are in-services.
2. Steamboat Fire Station - Lt. Jeremy Begay is the custodian for Station
  - a. All apparatus are in-services.
3. Klagetoh Fire Station - Lt. Leonard is the custodian for Station
  - a. All apparatus are in-services.

**E. TRAINING for FIRE, EMS, and DISPATCH**

1. In-house Fire/EMS Training:
  - a. May 4 2017 [6pm-9pm]: Action Training Online Exams EF105 - SCBA 2: Use & Maintenance and EF106 – Personal Protective Clothing was given. Hands on training/Practical on Donning/Doffing SCBA.
  - b. May 10, 2017 [6pm-9pm]: Hands on training/Practical on Donning & Doffing SCBA.

**F. ANNOUNCEMENTS (Community Training/Presentation and Notification):**

1. July 3, 2017 [9am-4pm]: AHSI Adult/Child/Infant CPR and First Aid Training at the Ganado Fire Station Training Room. Any questions regarding the training call (928)755-3424.
2. July 10, 2017 [9am-1pm]: Fire Safety and Extinguisher Training at the Ganado Fire Station – Training Room. If any questions regarding the training call (928)755-3424.
3. July 11-13, 2017 [8am-5pm]: 2017 AFCA/AFDA Joint Leadership Summer Conference in Glendale, AZ.









GANADO FIRE DISTRICT  
DISTRICT BUDGET REPORT



PRESENTED BY FIRE  
ADMINISTRATIVE ASSISTANT  
MARCARLO ROANHORSE

**Ganado Fire District**  
**Profit & Loss**  
 May 2017

May 17

Ordinary Income/Expense	
Income	
<b>MISCELLANEOUS</b>	
Miscellaneous	0.00
Rent	335.00
Training Classes	125.12
<b>Total MISCELLANEOUS</b>	460.12
<b>TAXES</b>	
FDAT	61,333.60
Property Tax Revenue	162,003.76
<b>Total TAXES</b>	223,337.36
<b>Total Income</b>	223,797.48
<b>Gross Profit</b>	223,797.48
Expense	
<b>ADMINISTRATION</b>	
<b>701 · OFFICE EXPENSES</b>	
6560 · Payroll Expenses	3.27
701a · Office supplies	733.79
701c · Business telephone	3,778.54
701d · Postage	95.42
701f · Publishing & advertisement	15.90
<b>Total 701 · OFFICE EXPENSES</b>	4,626.92
<b>702 · PROFESSIONAL SERVICES</b>	
702a · Fire Board Misc Expense	88.40
<b>Total 702 · PROFESSIONAL SERVICES</b>	88.40
<b>Total ADMINISTRATION</b>	4,715.32
<b>OPERATIONS</b>	
<b>503 · INSURANCE</b>	
503a · Medical, Life, Health, Etc.	683.26
503c · Unemployment Compensation	67.14
<b>Total 503 · INSURANCE</b>	750.40
<b>601 · FUEL/OIL/LUBE</b>	7,177.50
<b>602 · REPAIR &amp; MAINTENANCE</b>	
602a · Vehicle Repairs	3,734.33
602c · Building Repairs & Maintenance	143.28
<b>Total 602 · REPAIR &amp; MAINTENANCE</b>	3,877.61
<b>604 · OTHER OPERATIONAL EXPENSES</b>	
604b · Station supplies	904.48
604c · Chemicals	550.00
604e · Uniform Clothing	235.52
604f · Oxygen/air cylinder rental	252.09
604h · Meals	1,191.28
604i · Equipment Rental	0.00
<b>Total 604 · OTHER OPERATIONAL EXPENSES</b>	3,133.37
<b>608 · TRAINING EXPENSES</b>	
608a · DVDs, ID Badges, etc.	105.85
608c · Tuition	4,324.00
608d · Misc. training expenses	1,489.43
<b>Total 608 · TRAINING EXPENSES</b>	5,919.28
<b>609 · UTILITIES/PHONE</b>	11,745.05

	May 17
Total OPERATIONS	32,603.21
500 · PERSONNEL	
501 · SALARIES & WAGES	
501a · CAREER PERSONNEL	
501a.1 · Fire Chief	6,000.00
501a.2 · Administrator Personnel	
501a.2a · Administrative Assistant	3,240.00
501a.2b · Office Clerk	1,177.31
Total 501a.2 · Administrator Personnel	4,417.31
501a.3 · Ganado Personnel	
501a.3a · Lieutenant	3,468.01
501a.3b · Firefighter/EMT	1,544.00
501a.3c · Part Time Volunteer	2,770.44
Total 501a.3 · Ganado Personnel	7,782.45
501a.4 · Klagetoh Personnel	
501a.4a · Lieutenant	3,324.00
Total 501a.4 · Klagetoh Personnel	3,324.00
501a.5 · Steamboat Personnel	
501a.5a · Lieutenant	3,276.00
Total 501a.5 · Steamboat Personnel	3,276.00
501a.6 · Dispatch Personnel	
501a.6a · Dispatch Supervisor	3,204.01
501a.6e · Part Time Dispatcher	1,157.53
501a.6 · Dispatch Personnel - Other	7,147.36
Total 501a.6 · Dispatch Personnel	11,508.90
501a.7 · Overtime/Expense	0.00
Total 501a · CAREER PERSONNEL	36,308.66
501c · PART-TIME WAGES	
501c.4 · Overtime compensation	166.10
Total 501c · PART-TIME WAGES	166.10
Total 501 · SALARIES & WAGES	36,474.76
502 · EMPLOYEE BENEFITS	
502a · FICA	4,018.07
502b · Annual Benefits	0.00
Total 502 · EMPLOYEE BENEFITS	4,018.07
Total 500 · PERSONNEL	40,492.83
Total Expense	77,811.36
Net Ordinary Income	145,986.12
Net Income	<u>145,986.12</u>

**Ganado Fire District  
Profit & Loss Budget vs. Actual**

May 2017

	May 17	Budget	\$ Over Budget	% of Budget
<b>Ordinary Income/Expense</b>				
<b>Income</b>				
<b>MISCELLANEOUS</b>				
Miscellaneous	0.00	0.00	0.00	0.0%
Rent	335.00	0.00	335.00	100.0%
Training Classes	125.12	0.00	125.12	100.0%
<b>Total MISCELLANEOUS</b>	<b>460.12</b>	<b>0.00</b>	<b>460.12</b>	<b>100.0%</b>
<b>TAXES</b>				
FDAT	61,333.60	61,333.50	0.10	100.0%
Property Tax Revenue	162,003.76	51,154.75	110,849.01	316.7%
TAXES - Other	0.00	0.00	0.00	0.0%
<b>Total TAXES</b>	<b>223,337.36</b>	<b>112,488.25</b>	<b>110,849.11</b>	<b>198.5%</b>
<b>Total Income</b>	<b>223,797.48</b>	<b>112,488.25</b>	<b>111,309.23</b>	<b>199.0%</b>
<b>Gross Profit</b>	<b>223,797.48</b>	<b>112,488.25</b>	<b>111,309.23</b>	<b>199.0%</b>
<b>Expense</b>				
<b>ADMINISTRATION</b>				
<b>701 - OFFICE EXPENSES</b>				
6560 - Payroll Expenses	3.27	0.00	3.27	100.0%
701a - Office supplies	733.79	0.00	733.79	100.0%
701c - Business telephone	3,778.54	0.00	3,778.54	100.0%
701d - Postage	95.42	0.00	95.42	100.0%
701f - Publishing & advertisement	15.90	0.00	15.90	100.0%
701g - Administrative travel, dues	0.00	0.00	0.00	0.0%
701i - Misc. expenses	0.00	0.00	0.00	0.0%
701 - OFFICE EXPENSES - Other	0.00	1,666.67	-1,666.67	0.0%
<b>Total 701 - OFFICE EXPENSES</b>	<b>4,626.92</b>	<b>1,666.67</b>	<b>2,960.25</b>	<b>277.6%</b>
<b>702 - PROFESSIONAL SERVICES</b>				
702a - Fire Board Misc Expense	88.40	0.00	88.40	100.0%
702b - Audit and Accounting	0.00	0.00	0.00	0.0%
702g - Professional Services - Misc	0.00	0.00	0.00	0.0%
702 - PROFESSIONAL SERVICES - Other	0.00	1,666.67	-1,666.67	0.0%
<b>Total 702 - PROFESSIONAL SERVICES</b>	<b>88.40</b>	<b>1,666.67</b>	<b>-1,578.27</b>	<b>5.3%</b>
708 - Community Benefits	0.00	0.00	0.00	0.0%
<b>Total ADMINISTRATION</b>	<b>4,715.32</b>	<b>3,333.34</b>	<b>1,381.98</b>	<b>141.5%</b>
<b>OPERATIONS</b>				
<b>INSURANCE PROPERTY</b>	0.00	4,166.67	-4,166.67	0.0%
<b>503 - INSURANCE</b>				
503a - Medical, Life, Health, Etc.	683.26	0.00	683.26	100.0%
503c - Unemployment Compensation	67.14	0.00	67.14	100.0%
503 - INSURANCE - Other	0.00	5,083.33	-5,083.33	0.0%
<b>Total 503 - INSURANCE</b>	<b>750.40</b>	<b>5,083.33</b>	<b>-4,332.93</b>	<b>14.8%</b>
601 - FUEL/OIL/LUBE	7,177.50	3,333.33	3,844.17	215.3%
<b>602 - REPAIR &amp; MAINTENANCE</b>				
602a - Vehicle Repairs	3,734.33	0.00	3,734.33	100.0%
602b - Equipment Repairs	0.00	0.00	0.00	0.0%
602c - Building Repairs & Maintenance	143.28	0.00	143.28	100.0%
602d - Home repairs	0.00	0.00	0.00	0.0%
602 - REPAIR & MAINTENANCE - Other	0.00	3,333.33	-3,333.33	0.0%
<b>Total 602 - REPAIR &amp; MAINTENANCE</b>	<b>3,877.61</b>	<b>3,333.33</b>	<b>544.28</b>	<b>116.3%</b>
<b>604 - OTHER OPERATIONAL EXPENSES</b>				
604a - EMS supplies	0.00	0.00	0.00	0.0%
604b - Station supplies	904.48	0.00	904.48	100.0%
604c - Chemicals	550.00	0.00	550.00	100.0%
604d - Turnout clothing	0.00	0.00	0.00	0.0%
604e - Uniform clothing	235.52	0.00	235.52	100.0%
604f - Oxygen/air cylinder rental	252.09	0.00	252.09	100.0%
604h - Meals	1,191.28	0.00	1,191.28	100.0%
604i - Equipment Rental	0.00	0.00	0.00	0.0%
604 - OTHER OPERATIONAL EXPENSES - O...	0.00	2,333.33	-2,333.33	0.0%
<b>Total 604 - OTHER OPERATIONAL EXPENSES</b>	<b>3,133.37</b>	<b>2,333.33</b>	<b>800.04</b>	<b>134.3%</b>
<b>605 - COMMUNICATIONS</b>				
605a - Communications repairs	0.00	0.00	0.00	0.0%
605b - Communications equipment	0.00	0.00	0.00	0.0%
605 - COMMUNICATIONS - Other	0.00	250.00	-250.00	0.0%
<b>Total 605 - COMMUNICATIONS</b>	<b>0.00</b>	<b>250.00</b>	<b>-250.00</b>	<b>0.0%</b>
606 - MISC. OPERATIONAL EXPENSES	0.00	0.00	0.00	0.0%
<b>608 - TRAINING EXPENSES</b>				
608a - DVDs, ID Badges, etc.	105.85	0.00	105.85	100.0%
608b - Travel per diem	0.00	0.00	0.00	0.0%
608c - Tuition	4,324.00	0.00	4,324.00	100.0%
608d - Misc. training expenses	1,489.43	0.00	1,489.43	100.0%
608e - Motels	0.00	0.00	0.00	0.0%
608 - TRAINING EXPENSES - Other	0.00	166.67	-166.67	0.0%
<b>Total 608 - TRAINING EXPENSES</b>	<b>5,919.28</b>	<b>166.67</b>	<b>5,752.61</b>	<b>3,551.5%</b>
609 - UTILITIES/PHONE	11,745.05	4,166.67	7,578.38	281.9%
<b>Total OPERATIONS</b>	<b>32,603.21</b>	<b>22,833.33</b>	<b>9,769.88</b>	<b>142.8%</b>
<b>500 - PERSONNEL</b>				
<b>501 - SALARIES &amp; WAGES</b>				
<b>501a - CAREER PERSONNEL</b>				
501a.1 - Fire Chief	6,000.00	6,000.00	0.00	100.0%
<b>501a.2 - Administrator Personnel</b>				
501a.2a - Administrative Assistant	3,240.00	3,240.00	0.00	100.0%
501a.2b - Office Clerk	1,177.31	1,159.20	18.11	101.6%
501a.2 - Administrator Personnel - Other	0.00	0.00	0.00	0.0%
<b>Total 501a.2 - Administrator Personnel</b>	<b>4,417.31</b>	<b>4,399.20</b>	<b>18.11</b>	<b>100.4%</b>
<b>501a.3 - Ganado Personnel</b>				
501a.3a - Lieutenant	3,468.01	3,468.00	0.01	100.0%
501a.3b - Firefighter/EMT	1,544.00	2,316.00	-772.00	66.7%

**Ganado Fire District**  
**Profit & Loss Budget vs. Actual**

May 2017

	May 17	Budget	\$ Over Budget	% of Budget
501a.3c · Part Time Volunteer	2,770.44	1,153.80	1,616.64	240.1%
501a.3 · Ganado Personnel - Other	0.00	0.00	0.00	0.0%
<b>Total 501a.3 · Ganado Personnel</b>	<b>7,782.45</b>	<b>6,937.80</b>	<b>844.65</b>	<b>112.2%</b>
501a.4 · Klagetoh Personnel				
501a.4a · Lieutenant	3,324.00	3,324.00	0.00	100.0%
501a.4 · Klagetoh Personnel - Other	0.00	0.00	0.00	0.0%
<b>Total 501a.4 · Klagetoh Personnel</b>	<b>3,324.00</b>	<b>3,324.00</b>	<b>0.00</b>	<b>100.0%</b>
501a.5 · Steamboat Personnel				
501a.5a · Lieutenant	3,276.00	3,276.00	0.00	100.0%
501a.5 · Steamboat Personnel - Other	0.00	0.00	0.00	0.0%
<b>Total 501a.5 · Steamboat Personnel</b>	<b>3,276.00</b>	<b>3,276.00</b>	<b>0.00</b>	<b>100.0%</b>
501a.6 · Dispatch Personnel				
501a.6a · Dispatch Supervisor	3,204.01	3,204.00	0.01	100.0%
501a.6b · Dispatcher #1	0.00	2,486.40	-2,486.40	0.0%
501a.6c · Dispatcher #2	0.00	2,280.00	-2,280.00	0.0%
501a.6d · Dispatcher #3	0.00	2,280.00	-2,280.00	0.0%
501a.6e · Part Time Dispatcher	1,157.53	1,153.80	3.73	100.3%
501a.6 · Dispatch Personnel - Other	7,147.36	0.00	7,147.36	100.0%
<b>Total 501a.6 · Dispatch Personnel</b>	<b>11,508.90</b>	<b>11,404.20</b>	<b>104.70</b>	<b>100.9%</b>
501a.7 · Overtime/Expense	0.00			
<b>Total 501a · CAREER PERSONNEL</b>	<b>36,308.66</b>	<b>35,341.20</b>	<b>967.46</b>	<b>102.7%</b>
501c · PART-TIME WAGES				
501c.1 · Part Time Dispatcher's wages	0.00	901.63	-901.63	0.0%
501c.2 · Part Time Volunteer wages	0.00	1,925.96	-1,925.96	0.0%
501c.4 · Overtime compensation	166.10	0.00	166.10	100.0%
<b>Total 501c · PART-TIME WAGES</b>	<b>166.10</b>	<b>2,827.59</b>	<b>-2,661.49</b>	<b>5.9%</b>
<b>Total 501 · SALARIES &amp; WAGES</b>	<b>36,474.76</b>	<b>38,168.79</b>	<b>-1,694.03</b>	<b>95.6%</b>
502 · EMPLOYEE BENEFITS				
Retirement	0.00	0.00	0.00	0.0%
502a · FICA	4,018.07	425.00	3,593.07	945.4%
502b · Annual Benefits	0.00	3,719.32	-3,719.32	0.0%
<b>Total 502 · EMPLOYEE BENEFITS</b>	<b>4,018.07</b>	<b>4,144.32</b>	<b>-126.25</b>	<b>97.0%</b>
504 · 457 DEFERRED COMPENSATION	0.00	0.00	0.00	0.0%
<b>Total 500 · PERSONNEL</b>	<b>40,492.83</b>	<b>42,313.11</b>	<b>-1,820.28</b>	<b>95.7%</b>
800 · CAPITAL				
Station Remodel Ganado				
SMALL TOOLS & EQUIPMENT	0.00	0.00	0.00	0.0%
802 · IMPROVEMENTS	0.00	0.00	0.00	0.0%
804 · MACHINERY & EQUIPMENT	0.00	0.00	0.00	0.0%
<b>Total Station Remodel Ganado</b>	<b>0.00</b>	<b>0.00</b>	<b>0.00</b>	<b>0.0%</b>
800 · CAPITAL - Other	0.00	0.00	0.00	0.0%
<b>Total 800 · CAPITAL</b>	<b>0.00</b>	<b>0.00</b>	<b>0.00</b>	<b>0.0%</b>
<b>Total Expense</b>	<b>77,811.36</b>	<b>68,479.78</b>	<b>9,331.58</b>	<b>113.6%</b>
<b>Net Ordinary Income</b>	<b>145,986.12</b>	<b>44,008.47</b>	<b>101,977.65</b>	<b>331.7%</b>
<b>Net Income</b>	<b>145,986.12</b>	<b>44,008.47</b>	<b>101,977.65</b>	<b>331.7%</b>

## Ganado Fire District Profit & Loss Budget vs. Actual

July 2016 through June 2017

	Jul '16 - Jun 17	Budget	\$ Over Budget	% of Budget
<b>Ordinary Income/Expense</b>				
<b>Income</b>				
<b>INVESTMENT INCOME</b>				
Interest Revenue	0.00	0.00	0.00	0.0%
<b>Total INVESTMENT INCOME</b>	0.00	0.00	0.00	0.0%
<b>MISCELLANEOUS</b>				
Miscellaneous	410.00	0.00	410.00	100.0%
Rent	4,130.00	0.00	4,130.00	100.0%
Training Classes	13,493.84	0.00	13,493.84	100.0%
<b>Total MISCELLANEOUS</b>	18,033.84	0.00	18,033.84	100.0%
<b>TAXES</b>				
FDAT	122,667.20	122,667.00	0.20	100.0%
Property Tax Revenue	615,119.63	613,857.00	1,262.63	100.2%
TAXES - Other	0.00	0.00	0.00	0.0%
<b>Total TAXES</b>	737,786.83	736,524.00	1,262.83	100.2%
<b>Total Income</b>	755,820.67	736,524.00	19,296.67	102.6%
<b>Gross Profit</b>	755,820.67	736,524.00	19,296.67	102.6%
<b>Expense</b>				
<b>ADMINISTRATION</b>				
<b>701 · OFFICE EXPENSES</b>				
6560 · Payroll Expenses	3,409.11	0.00	3,409.11	100.0%
701a · Office supplies	18,841.55	0.00	18,841.55	100.0%
701b · Emergency telephone	0.00	0.00	0.00	0.0%
701c · Business telephone	26,030.74	0.00	26,030.74	100.0%
701d · Postage	363.19	0.00	363.19	100.0%
701e · Printing and binding	22.10	0.00	22.10	100.0%
701f · Publishing & advertisement	474.88	0.00	474.88	100.0%
701g · Administrative travel, dues	0.00	0.00	0.00	0.0%
701h · Fire prevention	1,070.11	0.00	1,070.11	100.0%
701i · Misc. expenses	0.00	0.00	0.00	0.0%
701 · OFFICE EXPENSES - Other	513.54	20,000.00	-19,486.46	2.6%
<b>Total 701 · OFFICE EXPENSES</b>	50,725.22	20,000.00	30,725.22	253.6%
<b>702 · PROFESSIONAL SERVICES</b>				
702a · Fire Board Misc Expense	10,404.60	0.00	10,404.60	100.0%
702b · Audit and Accounting	8,960.00	0.00	8,960.00	100.0%
702g · Professional Services - Misc	16,356.00	0.00	16,356.00	100.0%
702 · PROFESSIONAL SERVICES - Other	19,762.09	20,000.00	-237.91	98.8%
<b>Total 702 · PROFESSIONAL SERVICES</b>	55,482.69	20,000.00	35,482.69	277.4%
<b>706 · REPAIRS &amp; MAINTENANCE</b>	823.18	0.00	823.18	100.0%
708 · Community Benefits	8,236.25	0.00	8,236.25	100.0%
<b>Total ADMINISTRATION</b>	115,267.34	40,000.00	75,267.34	288.2%
<b>OPERATIONS</b>				
<b>INSURANCE PROPERTY</b>	0.00	50,000.00	-50,000.00	0.0%
<b>503 · INSURANCE</b>				
503a · Medical, Life, Health, Etc.	42,205.05	0.00	42,205.05	100.0%
503c · Unemployment Compensation	1,470.33	0.00	1,470.33	100.0%
503 · INSURANCE - Other	0.00	61,000.00	-61,000.00	0.0%
<b>Total 503 · INSURANCE</b>	43,675.38	61,000.00	-17,324.62	71.6%
601 · FUEL/OIL/LUBE	41,906.65	40,000.00	1,906.65	104.8%
602 · REPAIR & MAINTENANCE				

**Ganado Fire District**  
**Profit & Loss Budget vs. Actual**  
 July 2016 through June 2017

	Jul '16 - Jun 17	Budget	\$ Over Budget	% of Budget
602a · Vehicle Repairs	41,208.90	0.00	41,208.90	100.0%
602b · Equipment Repairs	9,213.51	0.00	9,213.51	100.0%
602c · Building Repairs & Maintenance	13,480.89	0.00	13,480.89	100.0%
602d · Home repairs	5,433.38	0.00	5,433.38	100.0%
602 · REPAIR & MAINTENANCE - Other	142.29	40,000.00	-39,857.71	0.4%
<b>Total 602 · REPAIR &amp; MAINTENANCE</b>	<b>69,478.97</b>	<b>40,000.00</b>	<b>29,478.97</b>	<b>173.7%</b>
<b>604 · OTHER OPERATIONAL EXPENSES</b>				
604a · EMS supplies	6,158.95	0.00	6,158.95	100.0%
604b · Station supplies	15,545.24	0.00	15,545.24	100.0%
604c · Chemicals	6,600.46	0.00	6,600.46	100.0%
604d · Turnout clothing	370.23	0.00	370.23	100.0%
604e · Uniform Clothing	1,575.13	0.00	1,575.13	100.0%
604f · Oxygen/air cylinder rental	1,805.90	0.00	1,805.90	100.0%
604g · Oxygen refill	0.00	0.00	0.00	0.0%
604h · Meals	7,585.16	0.00	7,585.16	100.0%
604i · Equipment Rental	0.00	0.00	0.00	0.0%
604 · OTHER OPERATIONAL EXPENSES - Other	2,763.52	28,000.00	-25,236.48	9.9%
<b>Total 604 · OTHER OPERATIONAL EXPENSES</b>	<b>42,404.59</b>	<b>28,000.00</b>	<b>14,404.59</b>	<b>151.4%</b>
<b>605 · COMMUNICATIONS</b>				
605a · Communications repairs	23.94	0.00	23.94	100.0%
605b · Communications equipment	2,528.78	0.00	2,528.78	100.0%
605 · COMMUNICATIONS - Other	0.00	3,000.00	-3,000.00	0.0%
<b>Total 605 · COMMUNICATIONS</b>	<b>2,552.72</b>	<b>3,000.00</b>	<b>-447.28</b>	<b>85.1%</b>
606 · MISC. OPERATIONAL EXPENSES	0.00	0.00	0.00	0.0%
607 · OPERATIONAL TRAVEL EXPENSES	0.00	0.00	0.00	0.0%
<b>608 · TRAINING EXPENSES</b>				
608a · DVDs, ID Badges, etc.	105.85	0.00	105.85	100.0%
608b · Travel per diem	368.20	0.00	368.20	100.0%
608c · Tuition	6,008.03	0.00	6,008.03	100.0%
608d · Misc. training expenses	4,789.43	0.00	4,789.43	100.0%
608e · Motels	2,539.91	0.00	2,539.91	100.0%
608 · TRAINING EXPENSES - Other	0.00	2,000.00	-2,000.00	0.0%
<b>Total 608 · TRAINING EXPENSES</b>	<b>13,811.42</b>	<b>2,000.00</b>	<b>11,811.42</b>	<b>690.6%</b>
609 · UTILITIES/PHONE OPERATIONS - Other	60,363.40	50,000.00	10,363.40	120.7%
	0.00	0.00	0.00	0.0%
<b>Total OPERATIONS</b>	<b>274,193.13</b>	<b>274,000.00</b>	<b>193.13</b>	<b>100.1%</b>
<b>500 · PERSONNEL</b>				
<b>501 · SALARIES &amp; WAGES</b>				
<b>501a · CAREER PERSONNEL</b>				
501a.1 · Fire Chief	52,603.00	52,000.00	603.00	101.2%
<b>501a.2 · Administrator Personnel</b>				
501a.2a · Administrative Assistant	23,577.26	28,080.00	-4,502.74	84.0%
501a.2b · Office Clerk	8,772.95	10,046.40	-1,273.45	87.3%
501a.2 · Administrator Personnel - Other	0.00	0.00	0.00	0.0%
<b>Total 501a.2 · Administrator Personnel</b>	<b>32,350.21</b>	<b>38,126.40</b>	<b>-5,776.19</b>	<b>84.8%</b>
<b>501a.3 · Ganado Personnel</b>				
501a.3a · Lieutenant	32,050.51	30,056.00	1,994.51	106.6%
501a.3b · Firefighter/EMT	16,974.35	20,072.00	-3,097.65	84.6%
501a.3c · Part Time Volunteer	23,030.16	10,000.00	13,030.16	230.3%
501a.3 · Ganado Personnel - Other	0.00	0.00	0.00	0.0%
<b>Total 501a.3 · Ganado Personnel</b>	<b>72,055.02</b>	<b>60,128.00</b>	<b>11,927.02</b>	<b>119.8%</b>
501a.4 · Klagetoh Personnel				

## Ganado Fire District Profit & Loss Budget vs. Actual July 2016 through June 2017

	Jul '16 - Jun 17	Budget	\$ Over Budget	% of Budget
501a.4a · Lieutenant	28,756.10	28,808.00	-51.90	99.8%
501a.4 · Klagetoh Personnel - Other	0.00	0.00	0.00	0.0%
<b>Total 501a.4 · Klagetoh Personnel</b>	<b>28,756.10</b>	<b>28,808.00</b>	<b>-51.90</b>	<b>99.8%</b>
501a.5 · Steamboat Personnel				
501a.5a · Lieutenant	28,388.60	28,392.00	-3.40	100.0%
501a.5 · Steamboat Personnel - Other	0.00	0.00	0.00	0.0%
<b>Total 501a.5 · Steamboat Personnel</b>	<b>28,388.60</b>	<b>28,392.00</b>	<b>-3.40</b>	<b>100.0%</b>
501a.6 · Dispatch Personnel				
501a.6a · Dispatch Supervisor	26,609.92	27,768.00	-1,158.08	95.8%
501a.6b · Dispatcher #1	0.00	21,548.80	-21,548.80	0.0%
501a.6c · Dispatcher #2	0.00	19,760.00	-19,760.00	0.0%
501a.6d · Dispatcher #3	140.75	19,760.00	-19,619.25	0.7%
501a.6e · Part Time Dispatcher	12,842.11	10,000.00	2,842.11	128.4%
501a.6 · Dispatch Personnel - Other	63,644.39	0.00	63,644.39	100.0%
<b>Total 501a.6 · Dispatch Personnel</b>	<b>103,237.17</b>	<b>98,836.80</b>	<b>4,400.37</b>	<b>104.5%</b>
501a.7 · Overtime/Expense	1,208.99	0.00	1,208.99	100.0%
<b>Total 501a · CAREER PERSONNEL</b>	<b>318,599.09</b>	<b>306,291.20</b>	<b>12,307.89</b>	<b>104.0%</b>
501b · TRAINING REIMBURSEMENT				
501b.1 · Vol. firefighter training	0.00	0.00	0.00	0.0%
501b.2 · Dispatcher training	0.00	0.00	0.00	0.0%
<b>Total 501b · TRAINING REIMBURSEMENT</b>	<b>0.00</b>	<b>0.00</b>	<b>0.00</b>	<b>0.0%</b>
501c · PART-TIME WAGES				
501c.1 · Part Time Dispatcher's wages	0.00	33,745.43	-33,745.43	0.0%
501c.2 · Part Time Volunteer wages	0.00	43,033.71	-43,033.71	0.0%
501c.3 · Office Clerk wages	0.00	0.00	0.00	0.0%
501c.4 · Overtime compensation	898.19	1,087.65	-189.46	82.6%
<b>Total 501c · PART-TIME WAGES</b>	<b>898.19</b>	<b>77,866.79</b>	<b>-76,968.60</b>	<b>1.2%</b>
<b>Total 501 · SALARIES &amp; WAGES</b>	<b>319,497.28</b>	<b>384,157.99</b>	<b>-64,660.71</b>	<b>83.2%</b>
502 · EMPLOYEE BENEFITS				
Retirement	0.00	0.00	0.00	0.0%
502a · FICA	26,332.68	5,100.00	21,232.68	516.3%
502b · Annual Benefits	10,560.26	32,234.04	-21,673.78	32.8%
<b>Total 502 · EMPLOYEE BENEFITS</b>	<b>36,892.94</b>	<b>37,334.04</b>	<b>-441.10</b>	<b>98.8%</b>
504 · 457 DEFERRED COMPENSATION	906.80	0.00	906.80	100.0%
<b>Total 500 · PERSONNEL</b>	<b>357,297.02</b>	<b>421,492.03</b>	<b>-64,195.01</b>	<b>84.8%</b>
603 · RENTALS	0.00	0.00	0.00	0.0%
800 · CAPITAL				
Station Remodel Ganado				
SMALL TOOLS & EQUIPMENT	0.00	0.00	0.00	0.0%
802 · IMPROVEMENTS	18.07	0.00	18.07	100.0%
803 · MOTOR VEHICLES	0.00	0.00	0.00	0.0%
804 · MACHINERY & EQUIPMENT	0.00	0.00	0.00	0.0%
<b>Total Station Remodel Ganado</b>	<b>18.07</b>	<b>0.00</b>	<b>18.07</b>	<b>100.0%</b>
801 · LAND, BUILDING & CONSTRUCTION				
801a · Land, Building, & Construction	0.00	0.00	0.00	0.0%
<b>Total 801 · LAND, BUILDING &amp; CONSTRUCTION</b>	<b>0.00</b>	<b>0.00</b>	<b>0.00</b>	<b>0.0%</b>



## Ganado Fire District Profit & Loss Budget vs. Actual

July 2016 through June 2017

	Jul '16 - Jun 17	Budget	\$ Over Budget	% of Budget
800 · CAPITAL - Other	0.00	0.00	0.00	0.0%
<b>Total 800 · CAPITAL</b>	<b>18.07</b>	<b>0.00</b>	<b>18.07</b>	<b>100.0%</b>
810 · RESERVED FUND				
811 · EXCEEDING EXPENSE	36,000.00	0.00	36,000.00	100.0%
812 · IMPROVEMENTS	3,520.00	0.00	3,520.00	100.0%
810 · RESERVED FUND - Other	0.00	-184,792.11	184,792.11	0.0%
<b>Total 810 · RESERVED FUND</b>	<b>39,520.00</b>	<b>-184,792.11</b>	<b>224,312.11</b>	<b>-21.4%</b>
<b>Total Expense</b>	<b>786,295.56</b>	<b>550,699.92</b>	<b>235,595.64</b>	<b>142.8%</b>
<b>Net Ordinary Income</b>	<b>-30,474.89</b>	<b>185,824.08</b>	<b>-216,298.97</b>	<b>-16.4%</b>
<b>Net Income</b>	<b>-30,474.89</b>	<b>185,824.08</b>	<b>-216,298.97</b>	<b>-16.4%</b>

**Ganado Fire District**  
**Reconciliation Summary**  
National Bank of Arizona, Period Ending 05/31/2017

---

	May 31, 17	
<b>Beginning Balance</b>		-382,340.46
<b>Cleared Transactions</b>		
Checks and Payments - 36 items	-88,214.72	
Deposits and Credits - 50 items	223,337.40	
<b>Total Cleared Transactions</b>	135,122.68	
<b>Cleared Balance</b>		<u>-247,217.78</u>
<b>Uncleared Transactions</b>		
Checks and Payments - 36 items	-168,448.36	
Deposits and Credits - 8 items	117,168.65	
<b>Total Uncleared Transactions</b>	-51,279.71	
<b>Register Balance as of 05/31/2017</b>		<u>-298,497.49</u>
<b>New Transactions</b>		
Checks and Payments - 4 items	-28,370.85	
<b>Total New Transactions</b>	-28,370.85	
<b>Ending Balance</b>		<u>-326,868.34</u>

**Ganado Fire District  
Reconciliation Detail  
National Bank of Arizona, Period Ending 05/31/2017**

Type	Date	Num	Name	Clr	Amount	Balance
<b>Beginning Balance</b>						-382,340.46
<b>Cleared Transactions</b>						
<b>Checks and Payments - 36 items</b>						
Liability Check	04/07/2017	111272	Colonial Life	X	-993.40	-993.40
Bill Pmt -Check	04/07/2017	111293	AT&T	X	-254.97	-1,248.37
Liability Check	04/07/2017	111271	Clearinghouse	X	-206.16	-1,454.53
Liability Check	04/07/2017	111273	Security Benefit Group	X	-70.00	-1,524.53
Bill Pmt -Check	04/07/2017	111294	Bill's Discount Auto ...	X	-4.38	-1,528.91
Bill Pmt -Check	04/20/2017	111295	Bill's Discount Auto ...	X	-3,971.58	-5,500.49
Bill Pmt -Check	04/21/2017	111300	Ferrell Gas	X	-6,881.14	-12,381.63
Bill Pmt -Check	04/21/2017	111307	James H. Saunders	X	-5,460.00	-17,841.63
Bill Pmt -Check	04/21/2017	111310	Gurley Motor Comp...	X	-1,654.22	-19,495.85
Bill Pmt -Check	04/21/2017	111296	Bound Tree Medical,...	X	-1,427.93	-20,923.78
Bill Pmt -Check	04/21/2017	111306	Home Depot Credit ...	X	-1,352.16	-22,275.94
Bill Pmt -Check	04/21/2017	111308	Navajo Sanitation	X	-892.07	-23,168.01
Bill Pmt -Check	04/21/2017	111301	FFRS LLC	X	-829.62	-23,997.63
Bill Pmt -Check	04/21/2017	111299	Dish Network	X	-402.89	-24,400.52
Bill Pmt -Check	04/21/2017	111303	Goodyear Auto Serv...	X	-262.09	-24,662.61
Bill Pmt -Check	04/21/2017	111298	Conoco, Inc.	X	-250.00	-24,912.61
Bill Pmt -Check	04/21/2017	111304	Guardian EMS Prod...	X	-131.00	-25,043.61
Bill Pmt -Check	04/21/2017	111309	TCH dba ASDD Doc...	X	-82.50	-25,126.11
Bill Pmt -Check	05/01/2017	111311	PFleet	X	-6,472.46	-31,598.57
Liability Check	05/02/2017		QuickBooks Payroll ...	X	-12,266.00	-43,864.57
Bill Pmt -Check	05/02/2017	111331	Northland Pioneer C...	X	-4,324.00	-48,188.57
Bill Pmt -Check	05/02/2017	111330	Navajo Tribal Utility ...	X	-2,905.18	-51,093.75
Bill Pmt -Check	05/02/2017	111337	Navajo Tribal Utility ...	X	-1,933.95	-53,027.70
Liability Check	05/02/2017		QuickBooks Payroll ...	X	-863.50	-53,891.20
Bill Pmt -Check	05/02/2017	111332	Orkin Pest Control	X	-550.00	-54,441.20
Bill Pmt -Check	05/02/2017	111336	Sparkletts	X	-488.52	-54,929.72
Bill Pmt -Check	05/02/2017	111338	Navajo Sanitation	X	-453.62	-55,383.34
Bill Pmt -Check	05/02/2017	111335	SecureCare Dental	X	-352.59	-55,735.93
Bill Pmt -Check	05/02/2017	111339	Personnel Concept	X	-308.99	-56,044.92
Bill Pmt -Check	05/02/2017	111329	Frontier	X	-255.18	-56,300.10
Bill Pmt -Check	05/02/2017	111328	Four Corners Weldi...	X	-252.09	-56,552.19
Bill Pmt -Check	05/02/2017	111334	Racher's Office Equi...	X	-87.00	-56,639.19
Liability Check	05/16/2017		QuickBooks Payroll ...	X	-12,568.89	-69,208.08
Bill Pmt -Check	05/16/2017	111354	Ganado Fire District	X	-6,000.00	-75,208.08
Liability Check	05/30/2017		QuickBooks Payroll ...	X	-12,306.45	-87,514.53
Liability Check	05/30/2017		QuickBooks Payroll ...	X	-700.19	-88,214.72
<b>Total Checks and Payments</b>					<b>-88,214.72</b>	<b>-88,214.72</b>
<b>Deposits and Credits - 50 items</b>						
Deposit	03/31/2017			X	0.04	0.04
Liability Check	05/02/2017		QuickBooks Payroll ...	X	0.00	0.04
Bill Pmt -Check	05/02/2017	111333	Personnel Concept	X	0.00	0.04
Paycheck	05/03/2017	111324	Woodie, Dewayne G.	X	0.00	0.04
Paycheck	05/03/2017	111323	Wagoner, Johnavan...	X	0.00	0.04
Paycheck	05/03/2017	111317	Lee, Latasha V.	X	0.00	0.04
Paycheck	05/03/2017	111312	Attson, Shirlene L.	X	0.00	0.04
Paycheck	05/03/2017	111322	Tsinajinnie, Jon-Myk...	X	0.00	0.04
Paycheck	05/03/2017	111325	Yazzie, Jennifer	X	0.00	0.04
Paycheck	05/03/2017	111327	Stash, Shermayne L.	X	0.00	0.04
Paycheck	05/03/2017	111321	Stash, Shermayne L.	X	0.00	0.04
Paycheck	05/03/2017	111316	James, Rory R.	X	0.00	0.04
Paycheck	05/03/2017	111314	Begay, Jeremy L	X	0.00	0.04
Paycheck	05/03/2017	111320	Roanhorse, Marcarlo	X	0.00	0.04
Paycheck	05/03/2017	111315	Cook, Chantel M.	X	0.00	0.04
Paycheck	05/03/2017	111313	Begay, Harriet J.	X	0.00	0.04
Paycheck	05/03/2017	111319	Peshlakai, Lennix P	X	0.00	0.04
Paycheck	05/03/2017	111318	Leonard, Evander R.	X	0.00	0.04
Deposit	05/15/2017			X	162,003.76	162,003.80
Deposit	05/16/2017			X	61,333.60	223,337.40
Paycheck	05/17/2017	111351	Wagoner, Johnavan...	X	0.00	223,337.40
Paycheck	05/17/2017	111349	Stash, Shermayne L.	X	0.00	223,337.40
Paycheck	05/17/2017	111350	Tsinajinnie, Jon-Myk...	X	0.00	223,337.40
Paycheck	05/17/2017	111347	Peshlakai, Lennix P	X	0.00	223,337.40
Paycheck	05/17/2017	111352	Woodie, Dewayne G.	X	0.00	223,337.40

**Ganado Fire District**  
**Reconciliation Detail**  
National Bank of Arizona, Period Ending 05/31/2017

Type	Date	Num	Name	Clr	Amount	Balance
Paycheck	05/17/2017	111353	Yazzie, Jennifer	X	0.00	223,337.40
Paycheck	05/17/2017	111346	Leonard, Evander R.	X	0.00	223,337.40
Paycheck	05/17/2017	111345	Lee, Latasha V.	X	0.00	223,337.40
Paycheck	05/17/2017	111344	James, Rory R.	X	0.00	223,337.40
Paycheck	05/17/2017	111343	Cook, Chantel M.	X	0.00	223,337.40
Paycheck	05/17/2017	111348	Roanhorse, Marcarlo	X	0.00	223,337.40
Paycheck	05/17/2017	111342	Begay, Jeremy L	X	0.00	223,337.40
Paycheck	05/17/2017	111341	Begay, Harriet J.	X	0.00	223,337.40
Paycheck	05/17/2017	111340	Attson, Shirlene L.	X	0.00	223,337.40
Bill Pmt -Check	05/23/2017	111366	Gurley Motor Comp...	X	0.00	223,337.40
Paycheck	05/31/2017	111337	Stash, Shermayne L.	X	0.00	223,337.40
Paycheck	05/31/2017	111334	Leonard, Evander R.	X	0.00	223,337.40
Paycheck	05/31/2017	111338	Tsinajinnie, Jon-Myk...	X	0.00	223,337.40
Paycheck	05/31/2017	111333	Lee, Latasha V.	X	0.00	223,337.40
Paycheck	05/31/2017	111339	Wagoner, Johnavan...	X	0.00	223,337.40
Paycheck	05/31/2017	111332	James, Rory R.	X	0.00	223,337.40
Paycheck	05/31/2017	111331	Cook, Chantel M.	X	0.00	223,337.40
Paycheck	05/31/2017	111341	Yazzie, Jennifer	X	0.00	223,337.40
Paycheck	05/31/2017	111386	Wagoner, Johnavan...	X	0.00	223,337.40
Paycheck	05/31/2017	111340	Woodie, Dewayne G.	X	0.00	223,337.40
Paycheck	05/31/2017	111335	Peshlakai, Lennix P	X	0.00	223,337.40
Paycheck	05/31/2017	111330	Begay, Jeremy L	X	0.00	223,337.40
Paycheck	05/31/2017	111329	Begay, Harriet J.	X	0.00	223,337.40
Paycheck	05/31/2017	111328	Attson, Shirlene L.	X	0.00	223,337.40
Paycheck	05/31/2017	111336	Roanhorse, Marcarlo	X	0.00	223,337.40
Total Deposits and Credits					223,337.40	223,337.40
Total Cleared Transactions					135,122.68	135,122.68
Cleared Balance					135,122.68	-247,217.78
<b>Uncleared Transactions</b>						
<b>Checks and Payments - 36 items</b>						
Liability Check	08/04/2015		QuickBooks Payroll ...		-0.80	-0.80
Liability Check	08/04/2015		QuickBooks Payroll ...		-0.02	-0.82
Liability Check	08/06/2015		QuickBooks Payroll ...		-1,092.48	-1,093.30
Bill Pmt -Check	08/07/2015	109979	Racher's Office Equi...		-339.00	-1,432.30
Bill Pmt -Check	09/21/2015	110073	Navajo Sanitation		-367.50	-1,799.80
Paycheck	10/07/2015	110105	Stash, Shermayne L.		-5.01	-1,804.81
Bill Pmt -Check	11/19/2015	110216	Bound Tree Medical,...		-343.74	-2,148.55
Bill Pmt -Check	11/19/2015	110217	Cardiac Science		-20.00	-2,168.55
Bill Pmt -Check	12/04/2015	110262	Swissphone LLC		-800.00	-2,968.55
Bill Pmt -Check	01/11/2016	110433	Gurley Motor Comp...		-160.84	-3,129.39
Bill Pmt -Check	02/10/2016	110458	Secretary of State		-68.00	-3,197.39
Bill Pmt -Check	04/11/2016	110562	M. Etcitty		-84.00	-3,281.39
Bill Pmt -Check	05/03/2016	110617	Overhead Door Com...		-2,111.40	-5,392.79
General Journal	06/30/2016	ADJ 1...			-99,479.27	-104,872.06
General Journal	06/30/2016	ADJ 1...			-35,790.80	-140,662.86
Bill Pmt -Check	12/05/2016	110055	Bill's Discount Auto ...		-2,283.00	-142,945.86
Bill Pmt -Check	12/07/2016	111036	GALLS, LLC		-235.52	-143,181.38
Bill Pmt -Check	12/13/2016	111061	Ganado Fire District		-6,000.00	-149,181.38
Bill Pmt -Check	12/30/2016	111087	Frontier		-3,359.16	-152,540.54
Bill Pmt -Check	02/23/2017	111198	GALLS, LLC		-275.81	-152,816.35
Bill Pmt -Check	04/21/2017	111297	Chevron		-500.00	-153,316.35
Bill Pmt -Check	05/23/2017	111363	Ferrell Gas		-6,888.25	-160,204.60
Bill Pmt -Check	05/23/2017	111364	Frontier		-1,929.31	-162,133.91
Bill Pmt -Check	05/23/2017	111368	Navajo Tribal Utility ...		-1,531.83	-163,665.74
Bill Pmt -Check	05/23/2017	111355	A-1 Towing Service ...		-1,012.72	-164,678.46
Bill Pmt -Check	05/23/2017	111370	Navajo Tribal Utility ...		-990.12	-165,668.58
Bill Pmt -Check	05/23/2017	111362	Dish Network		-411.64	-166,080.22
Bill Pmt -Check	05/23/2017	111358	Bill's Discount Auto ...		-381.98	-166,462.20
Bill Pmt -Check	05/23/2017	111356	ACE Truck Service		-357.37	-166,819.57
Bill Pmt -Check	05/23/2017	111357	Avesis Insurance		-330.67	-167,150.24
Bill Pmt -Check	05/23/2017	111360	Chevron		-250.00	-167,400.24
Bill Pmt -Check	05/23/2017	111361	Conoco, Inc.		-250.00	-167,650.24
Bill Pmt -Check	05/23/2017	111365	GALLS, LLC		-235.52	-167,885.76
Bill Pmt -Check	05/23/2017	111369	Sparkletts		-224.29	-168,110.05
Bill Pmt -Check	05/23/2017	111359	Cellularone of NE Ar...		-195.03	-168,305.08

**Ganado Fire District**  
**Reconciliation Detail**  
National Bank of Arizona, Period Ending 05/31/2017

Type	Date	Num	Name	Clr	Amount	Balance
Bill Pmt -Check	05/23/2017	111367	Home Depot Credit ...		-143.28	-168,448.36
Total Checks and Payments					-168,448.36	-168,448.36
<b>Deposits and Credits - 8 items</b>						
Liability Check	08/04/2015		QuickBooks Payroll ...		0.02	0.02
Liability Check	08/04/2015		QuickBooks Payroll ...		0.80	0.82
Bill Pmt -Check	06/30/2016		Ganado Fire District		0.00	0.82
General Journal	06/30/2016	ADJ 1...			693.99	694.81
General Journal	06/30/2016	ADJ 1...			116,331.09	117,025.90
Liability Check	05/02/2017		QuickBooks Payroll ...		21.00	117,046.90
Liability Check	05/02/2017		QuickBooks Payroll ...		22.75	117,069.65
Liability Check	05/02/2017		QuickBooks Payroll ...		99.00	117,168.65
Total Deposits and Credits					117,168.65	117,168.65
Total Uncleared Transactions					-51,279.71	-51,279.71
Register Balance as of 05/31/2017					83,842.97	-298,497.49
<b>New Transactions</b>						
<b>Checks and Payments - 4 items</b>						
Liability Check	06/13/2017		QuickBooks Payroll ...		-12,516.74	-12,516.74
Liability Check	06/13/2017		QuickBooks Payroll ...		-684.94	-13,201.68
Bill Pmt -Check	06/14/2017	111402	Ganado Fire District		-3,000.00	-16,201.68
Liability Check	06/27/2017		QuickBooks Payroll ...		-12,169.17	-28,370.85
Total Checks and Payments					-28,370.85	-28,370.85
Total New Transactions					-28,370.85	-28,370.85
<b>Ending Balance</b>					<b>55,472.12</b>	<b>-326,868.34</b>


# Journal Activity

From 05/01/2017 To 05/31/2017 For Account Range CWTGAFD

Date&Time	Reference	Debits	Credits	Running Total
<b>602100-1000</b>	<b>GENERAL EXPENSE-Cash With Treasurer</b>			<b>(\$382,340.46)</b>
May 2, 2017 7:40:22 AM	Ganado Fire District Intuit Payroll - 13,129.50		(\$863.50)	(\$383,203.96)
May 2, 2017 7:40:22 AM	Ganado Fire District Intuit Payroll - 13,129.50		(\$12,266.00)	(\$395,469.96)
May 3, 2017 11:59:00 PM	Warrant 5500111310		(\$1,654.22)	(\$397,124.18)
May 4, 2017 11:59:00 PM	Warrant 5500111271		(\$206.16)	(\$397,330.34)
May 4, 2017 11:59:00 PM	Warrant 5500111272		(\$993.40)	(\$398,323.74)
May 4, 2017 11:59:00 PM	Warrant 5500111273		(\$70.00)	(\$398,393.74)
May 4, 2017 11:59:00 PM	Warrant 5500111294		(\$4.38)	(\$398,398.12)
May 4, 2017 11:59:00 PM	Warrant 5500111295		(\$3,971.58)	(\$402,369.70)
May 4, 2017 11:59:00 PM	Warrant 5500111296		(\$1,427.93)	(\$403,797.63)
May 4, 2017 11:59:00 PM	Warrant 5500111303		(\$262.09)	(\$404,059.72)
May 4, 2017 11:59:00 PM	Warrant 5500111331		(\$4,324.00)	(\$408,383.72)
May 5, 2017 11:59:00 PM	Warrant 5500111293		(\$254.97)	(\$408,638.69)
May 5, 2017 11:59:00 PM	Warrant 5500111304		(\$131.00)	(\$408,769.69)
May 5, 2017 11:59:00 PM	Warrant 5500111309		(\$82.50)	(\$408,852.19)
May 8, 2017 11:59:00 PM	Warrant 5500111298		(\$250.00)	(\$409,102.19)
May 8, 2017 11:59:00 PM	Warrant 5500111299		(\$402.89)	(\$409,505.08)
May 8, 2017 11:59:00 PM	Warrant 5500111300		(\$6,881.14)	(\$416,386.22)
May 8, 2017 11:59:00 PM	Warrant 5500111306		(\$1,352.16)	(\$417,738.38)
May 8, 2017 11:59:00 PM	Warrant 5500111307		(\$5,460.00)	(\$423,198.38)
May 8, 2017 11:59:00 PM	Warrant 5500111308		(\$892.07)	(\$424,090.45)
May 8, 2017 11:59:00 PM	Warrant 5500111311		(\$6,472.46)	(\$430,562.91)
May 8, 2017 11:59:00 PM	Warrant 5500111328		(\$252.09)	(\$430,815.00)
May 8, 2017 11:59:00 PM	Warrant 5500111332		(\$550.00)	(\$431,365.00)
May 8, 2017 11:59:00 PM	Warrant 5500111334		(\$87.00)	(\$431,452.00)
May 9, 2017 11:59:00 PM	Warrant 5500111335		(\$352.59)	(\$431,804.59)
May 9, 2017 11:59:00 PM	Warrant 5500111336		(\$488.52)	(\$432,293.11)
May 10, 2017 11:59:00 PM	Warrant 5500111339		(\$308.99)	(\$432,602.10)
May 11, 2017 11:59:00 PM	Warrant 5500111329		(\$255.18)	(\$432,857.28)
May 11, 2017 11:59:00 PM	Warrant 5500111330		(\$2,905.18)	(\$435,762.46)
May 11, 2017 11:59:00 PM	Warrant 5500111337		(\$1,933.95)	(\$437,696.41)
May 15, 2017 11:59:00 PM	Warrant 5500111301		(\$829.62)	(\$438,526.03)
May 15, 2017 11:59:59 PM	distribution	\$162,003.76		(\$276,522.27)
May 16, 2017 7:50:58 AM	JE 2144 / BOS Trans #70 FDAT 2ND HALF JE: 2017-2085 / cddavis	\$61,333.60		(\$215,188.67)
May 16, 2017 9:16:47 AM	Ganado Fire Intuit Payroll -12,568.89		(\$12,568.89)	(\$227,757.56)
May 16, 2017 11:59:00 PM	Warrant 5500111338		(\$453.62)	(\$228,211.18)
May 22, 2017 11:59:00 PM	Warrant 5500111354		(\$6,000.00)	(\$234,211.18)
May 30, 2017 12:01:28 PM	Ganado Fire District Intuit Payroll -700.19		(\$700.19)	(\$234,911.37)
May 30, 2017 12:03:50 PM	Ganado Fire District Intuit Payroll - 12,306.45		(\$12,306.45)	(\$247,217.82)
May 31, 2017 11:59:59 PM	distribution	\$0.04		(\$247,217.78)
<b>602100-1000</b>	<b>GENERAL EXPENSE-Cash With Treasurer</b>	<b>\$223,337.40</b>	<b>(\$88,214.72)</b>	<b>(\$247,217.78)</b>
<b>602500-1000</b>	<b>GANADO FD-Cash With Treasurer</b>			<b>\$377.24</b>
<b>602500-1000</b>	<b>GANADO FD-Cash With Treasurer</b>	<b>\$0.00</b>	<b>\$0.00</b>	<b>\$377.24</b>
<b>602700-1000</b>	<b>BOND INDEBTEDNESS-Cash With Treasurer</b>			<b>\$7,791.96</b>
<b>602700-1000</b>	<b>BOND INDEBTEDNESS-Cash With Treasurer</b>	<b>\$0.00</b>	<b>\$0.00</b>	<b>\$7,791.96</b>
<b>Grand Total</b>		<b>\$223,337.40</b>	<b>(\$88,214.72)</b>	<b>\$135,122.68</b>

## Redeemed Warrants from May 1, 2017 to May 31, 2017 Sorted By FundId, WarrantId

Issued Date	Warrant Number	Payee	Fund	Amount Redeemed	Redeemed Date
04/07/2017	5500111271	CLEARINGHOUSE ATLAS NO. 000745352500	602100	\$206.16	05/04/2017
04/07/2017	5500111272	Colonial Life	602100	\$993.40	05/04/2017
04/07/2017	5500111273	Security Benefit Group	602100	\$70.00	05/04/2017
04/07/2017	5500111293	AT&T	602100	\$254.97	05/05/2017
04/07/2017	5500111294	Bill's Discount Auto Parts	602100	\$4.38	05/04/2017
04/20/2017	5500111295	Bill's Discount Auto	602100	\$3,971.58	05/04/2017
04/21/2017	5500111296	Bound Tree Medical LLC	602100	\$1,427.93	05/04/2017
04/21/2017	5500111298	Phillips 66-CONOCO-76	602100	\$250.00	05/08/2017
04/21/2017	5500111299	DISH NETWORK	602100	\$402.89	05/08/2017
04/21/2017	5500111300	FERRELLGAS	602100	\$6,881.14	05/08/2017
04/21/2017	5500111301	FFRS LLC	602100	\$829.62	05/15/2017
04/21/2017	5500111303	Goodyear Auto Service Center	602100	\$262.09	05/04/2017
04/21/2017	5500111304	Guardian EMS Products	602100	\$131.00	05/05/2017
04/21/2017	5500111306	Home Depot Credit Services	602100	\$1,352.16	05/08/2017
04/21/2017	5500111307	James H. Saunders CPA CFE CGFM	602100	\$5,460.00	05/08/2017
04/21/2017	5500111308	Navajo Sanitation	602100	\$892.07	05/08/2017
04/21/2017	5500111309	The Center for Habilitation	602100	\$82.50	05/05/2017
04/21/2017	5500111310	Gurley Motor Company	602100	\$1,654.22	05/03/2017
05/01/2017	5500111311	PFleet	602100	\$6,472.46	05/08/2017
05/02/2017	5500111328	Four Corners Welding & Supply	602100	\$252.09	05/08/2017
05/02/2017	5500111329	Frontier	602100	\$255.18	05/11/2017
05/02/2017	5500111330	Navajo Tribal Utility Authority	602100	\$2,905.18	05/11/2017
05/02/2017	5500111331	Northland Pioneer College	602100	\$4,324.00	05/04/2017
05/02/2017	5500111332	Orkin Pest Control	602100	\$550.00	05/08/2017
05/02/2017	5500111334	Racher's Office Equipment & Supplies	602100	\$87.00	05/08/2017
05/02/2017	5500111335	SecureCare Dental	602100	\$352.59	05/09/2017
05/02/2017	5500111336	Sparkletts Water	602100	\$488.52	05/09/2017
05/02/2017	5500111337	Navajo Tribal Utility Authority	602100	\$1,933.95	05/11/2017
05/02/2017	5500111338	Navajo Sanitation	602100	\$453.62	05/16/2017
05/02/2017	5500111339	Personnel Concept	602100	\$308.99	05/10/2017
05/16/2017	5500111354	Ganado Fire District	602100	\$6,000.00	05/22/2017
Sub Total		Ganado FD-GENERAL EXPENSE		\$49,509.69	



Apache County Treasurer  
 PO Box 699  
 St. Johns, AZ, 85936  
 Ph: 928-337-7629  
 fax: 928-337-4686


Receipt: 05-02-2017-dyarosh-006896

Product	Name	Extended
2	Miscellaneous Receipts 602100-39900	(\$863.50)
		Reference: Ganado Fire District Intuit Payroll -13,129.50
Journal Account	Name	Debits Credits
602100-39900	GENERAL EXPENSE- MISC. REVENUES	\$863.50
602100-1000	GENERAL EXPENSE-Cash With Treasurer	(\$863.50)
2	Miscellaneous Receipts 602100-39900	(\$12,266.00)
		Reference: Ganado Fire District Intuit Payroll -13,129.50
Journal Account	Name	Debits Credits
602100-39900	GENERAL EXPENSE- MISC. REVENUES	\$12,266.00
602100-1000	GENERAL EXPENSE-Cash With Treasurer	(\$12,266.00)
<b>Total</b>		(\$13,129.50)
Change (Direct Deposit)		(\$13,129.50)
Bank Account	New_NBAZ_WarrantClearing	
Reference	ACH 05/02/2017 -13,129.50	

All payments made by check are subject to final bank clearance.

Thank You





Apache County Treasurer  
PO Box 699  
St. Johns, AZ, 85936  
Ph: 928-337-7629  
fax: 928-337-4686

Receipt: 05-16-2017-dyarosh-007442


Product	Name		Extended
2	Miscellaneous Receipts 602100-39900		(\$12,568.89)
		Reference: Ganado Fire Intuit Payroll -12,568.89	
Journal Account	Name	Debits	Credits
602100-39900	GENERAL EXPENSE- MISC. REVENUES	\$12,568.89	
602100-1000	GENERAL EXPENSE-Cash With Treasurer		(\$12,568.89)
<hr/>			
<b>Total</b>			(\$12,568.89)
Change (Direct Deposit)			(\$12,568.89)
Bank Account	New_NBAZ_WarrantClearing		
Reference	ACH 05/16/2017 -12,568.89		

All payments made by check are subject to final bank clearance.

1

Thank You

Tue May 16 09:16:47 MST 2017 dyarosh



Apache County Treasurer  
PO Box 699  
St. Johns, AZ, 85936  
Ph: 928-337-7629  
fax: 928-337-4686


Receipt: 05-30-2017-debaca-008180

Product	Name		Extended
2	Miscellaneous Receipts 602100-39900		(\$700.19)
		Reference: Ganado Fire District Intuit Payroll -700.19	
Journal Account	Name	Debits	Credits
602100-39900	GENERAL EXPENSE- MISC. REVENUES	\$700.19	
602100-1000	GENERAL EXPENSE-Cash With Treasurer		(\$700.19)
<hr/>			
<b>Total</b>			(\$700.19)
Change (Direct Deposit)			(\$700.19)
Bank Account	New_NBAZ_WarrantClearing		
Reference	ACH 05/30/2017 -700.19		

All payments made by check are subject to final bank clearance.

1

Thank You



Apache County Treasurer  
 PO Box 699  
 St. Johns, AZ, 85936  
 Ph: 928-337-7629  
 fax: 928-337-4686

Receipt: 05-30-2017-debaca-008181

Product	Name			Extended
2	Miscellaneous Receipts 602100-39900			(\$12,306.45)
		Reference: Ganado Fire District Intuit Payroll -12,306.45		
Journal Account	Name	Debits	Credits	
602100-39900	GENERAL EXPENSE- MISC. REVENUES	\$12,306.45		
602100-1000	GENERAL EXPENSE-Cash With Treasurer		(\$12,306.45)	
<hr/>				
<b>Total</b>			(\$12,306.45)	
Change (Direct Deposit)			(\$12,306.45)	
Bank Account	New_NBAZ_WarrantClearing			
Reference	ACH 05/30/2017 -12,306.45			

All payments made by check are subject to final bank clearance.

Thank You

**Distribution: May 1, 2017- May 15, 2017**

Tax Fund Id	Fund Name	Tax Year	Tax	Interest	Total
	Total For Year	2016	\$4,173,848.91	\$1,858.37	\$4,175,707.28
	Total For Year	2015	\$5,650.31	\$1,312.81	\$6,963.12
	Total For Year	2014	\$819.71	\$373.29	\$1,193.00
	Total For Year	2013	\$647.36	\$384.59	\$1,031.95
	Total For Year	2012	\$265.72	\$244.84	\$510.56
	Total For Year	2011	\$393.90	\$402.99	\$796.89
	Total For Year	2010	\$13.02	\$20.22	\$33.24
	Total For Year	2008	\$17.53	\$33.35	\$50.88
	Total For Year	2007	\$27.96	\$56.82	\$84.78
	Total For Year	2006	\$27.18	\$61.50	\$88.68
	Total For Year	2005	\$31.38	\$76.78	\$108.16
	Grand Total		\$4,181,742.98	\$4,825.56	\$4,186,568.54
02000	Rounding	Total	\$435,155.65	\$4,825.56	\$439,981.21
02000	APACHE COUNTY	2016	\$434,699.30	\$1,858.37	\$436,557.67
02000	APACHE COUNTY	2015	\$395.23	\$1,312.81	\$1,708.04
02000	APACHE COUNTY	2014	\$61.17	\$373.29	\$434.46
02000	Rounding	2013	\$0.02	\$384.59	\$384.61
02000	Rounding	2012	-\$0.03	\$244.84	\$244.81
02000	Rounding	2011	-\$0.02	\$402.99	\$402.97
02000	Rounding	2010	\$0.01	\$20.22	\$20.23
02000	Rounding	2008	-\$0.01	\$33.35	\$33.34
02000	Rounding	2007	\$0.00	\$56.82	\$56.82
02000	Rounding	2006	-\$0.01	\$61.50	\$61.49
02000	Rounding	2005	-\$0.01	\$76.78	\$76.77
02000P	Apache County	Total	\$93.72	\$0.00	\$93.72
02000P	Apache County	2013	\$41.25	\$0.00	\$41.25
02000P	Apache County	2012	\$18.29	\$0.00	\$18.29
02000P	Apache County	2011	\$26.57	\$0.00	\$26.57
02000P	Apache County	2010	\$0.89	\$0.00	\$0.89
02000P	Apache County	2008	\$1.21	\$0.00	\$1.21
02000P	Apache County	2007	\$1.88	\$0.00	\$1.88
02000P	Apache County	2006	\$1.85	\$0.00	\$1.85
02000P	Apache County	2005	\$1.78	\$0.00	\$1.78
02001	APACHE COUNTY SCHOOL EQUALIZATION	Total	\$386,454.38	\$0.00	\$386,454.38
02001	APACHE COUNTY SCHOOL EQUALIZATION	2016	\$386,005.69	\$0.00	\$386,005.69

02001	APACHE COUNTY SCHOOL EQUALIZATION	2015	\$383.98	\$0.00	\$383.98
02001	APACHE COUNTY SCHOOL EQUALIZATION	2014	\$64.71	\$0.00	\$64.71
02001P	County School Equalization	Total	\$89.76	\$0.00	\$89.76
02001P	County School Equalization	2013	\$46.01	\$0.00	\$46.01
02001P	County School Equalization	2012	\$20.82	\$0.00	\$20.82
02001P	County School Equalization	2011	\$22.21	\$0.00	\$22.21
02001P	County School Equalization	2010	\$0.72	\$0.00	\$0.72
03000P	Mobile Home Relocation	Total	\$59.21	\$0.00	\$59.21
03000P	Mobile Home Relocation	2013	\$59.21	\$0.00	\$59.21
05006	SD #6 CONCHO ELEMENTARY	Total	\$27,858.43	\$0.00	\$27,858.43
05006	SD #6 CONCHO ELEMENTARY	2016	\$26,462.73	\$0.00	\$26,462.73
05006	SD #6 CONCHO ELEMENTARY	2015	\$1,267.18	\$0.00	\$1,267.18
05006	SD #6 CONCHO ELEMENTARY	2014	\$128.52	\$0.00	\$128.52
05006_S	SD #6 CONCHO ELEMENTARY	Total	-\$1,486.81	\$0.00	-\$1,486.81
05006_S	SD #6 CONCHO ELEMENTARY	2016	-\$1,484.69	\$0.00	-\$1,484.69
05006_S	SD #6 CONCHO ELEMENTARY	2015	-\$1.25	\$0.00	-\$1.25
05006_S	SD #6 CONCHO ELEMENTARY	2014	-\$0.87	\$0.00	-\$0.87
05006P	Concho Elementary SD#6	Total	\$351.78	\$0.00	\$351.78
05006P	Concho Elementary SD#6	2013	\$85.98	\$0.00	\$85.98
05006P	Concho Elementary SD#6	2012	\$129.64	\$0.00	\$129.64
05006P	Concho Elementary SD#6	2011	\$129.15	\$0.00	\$129.15
05006P	Concho Elementary SD#6	2010	\$7.01	\$0.00	\$7.01
05007	SD #7 ALPINE ELEMENTARY	Total	\$9,760.06	\$0.00	\$9,760.06
05007	SD #7 ALPINE ELEMENTARY	2016	\$9,760.06	\$0.00	\$9,760.06
05007_S	SD #7 ALPINE ELEMENTARY	Total	-\$655.86	\$0.00	-\$655.86
05007_S	SD #7 ALPINE ELEMENTARY	2016	-\$655.86	\$0.00	-\$655.86
05009	SD #9 VERNON ELEMENTARY	Total	\$29,866.43	\$0.00	\$29,866.43
05009	SD #9 VERNON ELEMENTARY	2016	\$29,387.63	\$0.00	\$29,387.63
05009	SD #9 VERNON ELEMENTARY	2015	\$428.08	\$0.00	\$428.08
05009	SD #9 VERNON ELEMENTARY	2014	\$50.72	\$0.00	\$50.72
05009_S	SD #9 VERNON ELEMENTARY	Total	-\$3,228.54	\$0.00	-\$3,228.54
05009_S	SD #9 VERNON ELEMENTARY	2016	-\$3,228.54	\$0.00	-\$3,228.54
06000S	Post Secondary Education	Total	\$10.50	\$0.00	\$10.50
06000S	Post Secondary Education	2013	\$10.50	\$0.00	\$10.50
07001	SD #1 ST JOHNS UNIFIED	Total	\$129,562.94	\$0.00	\$129,562.94
07001	SD #1 ST JOHNS UNIFIED	2016	\$128,815.29	\$0.00	\$128,815.29
07001	SD #1 ST JOHNS UNIFIED	2015	\$608.28	\$0.00	\$608.28

07001	SD #1 ST JOHNS UNIFIED	2014	\$139.37	\$0.00	\$139.37
07001_S	SD #1 ST JOHNS UNIFIED	Total	-\$1,217.14	\$0.00	-\$1,217.14
07001_S	SD #1 ST JOHNS UNIFIED	2016	-\$1,098.53	\$0.00	-\$1,098.53
07001_S	SD #1 ST JOHNS UNIFIED	2015	-\$73.81	\$0.00	-\$73.81
07001_S	SD #1 ST JOHNS UNIFIED	2014	-\$44.80	\$0.00	-\$44.80
07001P	St Johns Unified School District #1	Total	\$310.04	\$0.00	\$310.04
07001P	St Johns Unified School District #1	2013	\$166.80	\$0.00	\$166.80
07001P	St Johns Unified School District #1	2012	\$16.53	\$0.00	\$16.53
07001P	St Johns Unified School District #1	2011	\$73.61	\$0.00	\$73.61
07001P	St Johns Unified School District #1	2010	\$0.14	\$0.00	\$0.14
07001P	St Johns Unified School District #1	2008	\$8.40	\$0.00	\$8.40
07001P	St Johns Unified School District #1	2007	\$13.96	\$0.00	\$13.96
07001P	St Johns Unified School District #1	2006	\$14.17	\$0.00	\$14.17
07001P	St Johns Unified School District #1	2005	\$16.43	\$0.00	\$16.43
07001P_S	St Johns Unified School District #1	Total	-\$49.36	\$0.00	-\$49.36
07001P_S	St Johns Unified School District #1	2013	-\$45.15	\$0.00	-\$45.15
07001P_S	St Johns Unified School District #1	2012	-\$4.21	\$0.00	-\$4.21
07001S	St Johns Unified School District #1	Total	\$5.20	\$0.00	\$5.20
07001S	St Johns Unified School District #1	2008	\$1.09	\$0.00	\$1.09
07001S	St Johns Unified School District #1	2007	\$1.70	\$0.00	\$1.70
07001S	St Johns Unified School District #1	2006	\$1.62	\$0.00	\$1.62
07001S	St Johns Unified School District #1	2005	\$0.79	\$0.00	\$0.79
07010	SD #10 ROUND VALLEY UNIFIED	Total	\$828,256.77	\$0.00	\$828,256.77
07010	SD #10 ROUND VALLEY UNIFIED	2016	\$827,961.38	\$0.00	\$827,961.38
07010	SD #10 ROUND VALLEY UNIFIED	2015	\$248.99	\$0.00	\$248.99
07010	SD #10 ROUND VALLEY UNIFIED	2014	\$46.40	\$0.00	\$46.40
07010_S	SD #10 ROUND VALLEY UNIFIED	Total	-\$2,409.49	\$0.00	-\$2,409.49
07010_S	SD #10 ROUND VALLEY UNIFIED	2016	-\$2,384.09	\$0.00	-\$2,384.09
07010_S	SD #10 ROUND VALLEY UNIFIED	2015	-\$12.97	\$0.00	-\$12.97
07010_S	SD #10 ROUND VALLEY UNIFIED	2014	-\$12.43	\$0.00	-\$12.43
07010P	Round Valley Unified School District #10	Total	\$15.66	\$0.00	\$15.66
07010P	Round Valley Unified School District #10	2013	\$15.66	\$0.00	\$15.66
07999	SD #10 MINIMUM SCHOOL TAX	Total	\$258,037.23	\$0.00	\$258,037.23
07999	SD #10 MINIMUM SCHOOL TAX	2016	\$257,922.83	\$0.00	\$257,922.83
07999	SD #10 MINIMUM SCHOOL TAX	2015	\$96.34	\$0.00	\$96.34
07999	SD #10 MINIMUM SCHOOL TAX	2014	\$18.06	\$0.00	\$18.06
07999_S	SD #10 MINIMUM SCHOOL TAX	Total	-\$753.50	\$0.00	-\$753.50

07999_S	SD #10 MINIMUM SCHOOL TAX	2016	-\$742.81	\$0.00	-\$742.81
07999_S	SD #10 MINIMUM SCHOOL TAX	2015	-\$5.02	\$0.00	-\$5.02
07999_S	SD #10 MINIMUM SCHOOL TAX	2014	-\$5.67	\$0.00	-\$5.67
08000S	Junior College Tuition	Total	\$31.33	\$0.00	\$31.33
08000S	Junior College Tuition	2013	\$31.33	\$0.00	\$31.33
10260	WHITE MTN HEALTH CARE DIST	Total	\$27,917.93	\$0.00	\$27,917.93
10260	WHITE MTN HEALTH CARE DIST	2016	\$27,727.35	\$0.00	\$27,727.35
10260	WHITE MTN HEALTH CARE DIST	2015	\$160.09	\$0.00	\$160.09
10260	WHITE MTN HEALTH CARE DIST	2014	\$30.49	\$0.00	\$30.49
10260S	White Mountain Health Care District	Total	\$52.24	\$0.00	\$52.24
10260S	White Mountain Health Care District	2013	\$28.80	\$0.00	\$28.80
10260S	White Mountain Health Care District	2012	\$3.51	\$0.00	\$3.51
10260S	White Mountain Health Care District	2011	\$11.08	\$0.00	\$11.08
10260S	White Mountain Health Care District	2010	\$0.02	\$0.00	\$0.02
10260S	White Mountain Health Care District	2008	\$1.77	\$0.00	\$1.77
10260S	White Mountain Health Care District	2007	\$2.68	\$0.00	\$2.68
10260S	White Mountain Health Care District	2006	\$2.69	\$0.00	\$2.69
10260S	White Mountain Health Care District	2005	\$1.69	\$0.00	\$1.69
10270	NORTHERN HEALTH CARE DIST	Total	\$322,795.21	\$0.00	\$322,795.21
10270	NORTHERN HEALTH CARE DIST	2016	\$322,688.00	\$0.00	\$322,688.00
10270	NORTHERN HEALTH CARE DIST	2015	\$71.71	\$0.00	\$71.71
10270	NORTHERN HEALTH CARE DIST	2014	\$35.50	\$0.00	\$35.50
10270S	Northern Health Care District	Total	\$37.34	\$0.00	\$37.34
10270S	Northern Health Care District	2013	\$33.15	\$0.00	\$33.15
10270S	Northern Health Care District	2005	\$4.19	\$0.00	\$4.19
11603	FD CONCHO	Total	\$3,544.17	\$0.00	\$3,544.17
11603	FD CONCHO	2016	\$3,327.13	\$0.00	\$3,327.13
11603	FD CONCHO	2015	\$201.41	\$0.00	\$201.41
11603	FD CONCHO	2014	\$15.63	\$0.00	\$15.63
11603S	Concho Fire District	Total	\$30.01	\$0.00	\$30.01
11603S	Concho Fire District	2013	\$14.61	\$0.00	\$14.61
11603S	Concho Fire District	2012	\$15.40	\$0.00	\$15.40
11604	FD GREER	Total	\$13,541.96	\$0.00	\$13,541.96
11604	FD GREER	2016	\$13,541.96	\$0.00	\$13,541.96
11605	FD ALPINE	Total	\$10,783.63	\$0.00	\$10,783.63
11605	FD ALPINE	2016	\$10,783.63	\$0.00	\$10,783.63
11618	FD PUERCO	Total	\$30,568.49	\$0.00	\$30,568.49



11618	FD PUERCO	2016	\$30,473.81	\$0.00	\$30,473.81
11618	FD PUERCO	2015	\$60.47	\$0.00	\$60.47
11618	FD PUERCO	2014	\$34.21	\$0.00	\$34.21
11618S	Puerco Fire District	Total	\$32.86	\$0.00	\$32.86
11618S	Puerco Fire District	2013	\$32.86	\$0.00	\$32.86
<b>11619</b>	<b>FD GANADO</b>	<b>Total</b>	<b>\$162,003.76</b>	<b>\$0.00</b>	<b>\$162,003.76</b>
<b>11619</b>	<b>FD GANADO</b>	<b>2016</b>	<b>\$162,003.76</b>	<b>\$0.00</b>	<b>\$162,003.76</b>
11620	FD VERNON	Total	\$13,537.40	\$0.00	\$13,537.40
11620	FD VERNON	2016	\$13,055.72	\$0.00	\$13,055.72
11620	FD VERNON	2015	\$428.29	\$0.00	\$428.29
11620	FD VERNON	2014	\$53.39	\$0.00	\$53.39
11621	FD NUTRIOSO	Total	\$6,181.86	\$0.00	\$6,181.86
11621	FD NUTRIOSO	2016	\$6,181.86	\$0.00	\$6,181.86
11900	APACHE COUNTY FD ASSISTANCE FUND	Total	\$62,861.67	\$0.00	\$62,861.67
11900	APACHE COUNTY FD ASSISTANCE FUND	2016	\$62,790.32	\$0.00	\$62,790.32
11900	APACHE COUNTY FD ASSISTANCE FUND	2015	\$60.56	\$0.00	\$60.56
11900	APACHE COUNTY FD ASSISTANCE FUND	2014	\$10.79	\$0.00	\$10.79
11900S	Fire District Assistance Fund	Total	\$17.66	\$0.00	\$17.66
11900S	Fire District Assistance Fund	2013	\$8.53	\$0.00	\$8.53
11900S	Fire District Assistance Fund	2012	\$3.23	\$0.00	\$3.23
11900S	Fire District Assistance Fund	2011	\$4.67	\$0.00	\$4.67
11900S	Fire District Assistance Fund	2010	\$0.16	\$0.00	\$0.16
11900S	Fire District Assistance Fund	2008	\$0.25	\$0.00	\$0.25
11900S	Fire District Assistance Fund	2007	\$0.35	\$0.00	\$0.35
11900S	Fire District Assistance Fund	2006	\$0.32	\$0.00	\$0.32
11900S	Fire District Assistance Fund	2005	\$0.15	\$0.00	\$0.15
14900	APACHE COUNTY LIBRARY DIST	Total	\$239,165.50	\$0.00	\$239,165.50
14900	APACHE COUNTY LIBRARY DIST	2016	\$238,911.33	\$0.00	\$238,911.33
14900	APACHE COUNTY LIBRARY DIST	2015	\$217.22	\$0.00	\$217.22
14900	APACHE COUNTY LIBRARY DIST	2014	\$36.95	\$0.00	\$36.95
14900S	Library District	Total	\$55.98	\$0.00	\$55.98
14900S	Library District	2013	\$22.69	\$0.00	\$22.69
14900S	Library District	2012	\$9.79	\$0.00	\$9.79
14900S	Library District	2011	\$18.48	\$0.00	\$18.48
14900S	Library District	2010	\$0.63	\$0.00	\$0.63
14900S	Library District	2008	\$0.76	\$0.00	\$0.76
14900S	Library District	2007	\$1.38	\$0.00	\$1.38

14900S	Library District	2006	\$1.48	\$0.00	\$1.48
14900S	Library District	2005	\$0.77	\$0.00	\$0.77
14901	APACHE COUNTY LIBRARY BOND	Total	\$95,087.07	\$0.00	\$95,087.07
14901	APACHE COUNTY LIBRARY BOND	2016	\$94,994.42	\$0.00	\$94,994.42
14901	APACHE COUNTY LIBRARY BOND	2015	\$79.93	\$0.00	\$79.93
14901	APACHE COUNTY LIBRARY BOND	2014	\$12.72	\$0.00	\$12.72
14901S	Library Bond	Total	\$20.48	\$0.00	\$20.48
14901S	Library Bond	2013	\$8.54	\$0.00	\$8.54
14901S	Library Bond	2012	\$4.93	\$0.00	\$4.93
14901S	Library Bond	2011	\$5.79	\$0.00	\$5.79
14901S	Library Bond	2010	\$0.19	\$0.00	\$0.19
14901S	Library Bond	2008	\$0.37	\$0.00	\$0.37
14901S	Library Bond	2007	\$0.66	\$0.00	\$0.66
15000	APACHE COUNTY FLOOD CONTROL DIST	Total	\$10,652.44	\$0.00	\$10,652.44
15000	APACHE COUNTY FLOOD CONTROL DIST	2016	\$10,589.61	\$0.00	\$10,589.61
15000	APACHE COUNTY FLOOD CONTROL DIST	2015	\$59.47	\$0.00	\$59.47
15000	APACHE COUNTY FLOOD CONTROL DIST	2014	\$3.36	\$0.00	\$3.36
21701	SAN DIST ALPINE	Total	\$2,356.91	\$0.00	\$2,356.91
21701	SAN DIST ALPINE	2016	\$2,356.91	\$0.00	\$2,356.91
21710	SAN DIST LITTLE COLORADO	Total	\$1,226.75	\$0.00	\$1,226.75
21710	SAN DIST LITTLE COLORADO	2016	\$1,226.75	\$0.00	\$1,226.75
28000	APACHE COUNTY JAIL DIST	Total	\$154,264.27	\$0.00	\$154,264.27
28000	APACHE COUNTY JAIL DIST	2016	\$154,086.61	\$0.00	\$154,086.61
28000	APACHE COUNTY JAIL DIST	2015	\$151.95	\$0.00	\$151.95
28000	APACHE COUNTY JAIL DIST	2014	\$25.71	\$0.00	\$25.71
28000S	Jail District	Total	\$45.78	\$0.00	\$45.78
28000S	Jail District	2013	\$21.00	\$0.00	\$21.00
28000S	Jail District	2012	\$8.83	\$0.00	\$8.83
28000S	Jail District	2011	\$12.86	\$0.00	\$12.86
28000S	Jail District	2010	\$0.41	\$0.00	\$0.41
28000S	Jail District	2008	\$0.54	\$0.00	\$0.54
28000S	Jail District	2007	\$0.81	\$0.00	\$0.81
28000S	Jail District	2006	\$0.82	\$0.00	\$0.82
28000S	Jail District	2005	\$0.51	\$0.00	\$0.51
28002	APACHE COUNTY JAIL DIST - JUVENILE	Total	\$69,336.68	\$0.00	\$69,336.68
28002	APACHE COUNTY JAIL DIST - JUVENILE	2016	\$69,261.93	\$0.00	\$69,261.93
28002	APACHE COUNTY JAIL DIST - JUVENILE	2015	\$62.98	\$0.00	\$62.98

28002	APACHE COUNTY JAIL DIST - JUVENILE	2014	\$11.77	\$0.00	\$11.77
28002S	Juvenile Jail District	Total	\$20.01	\$0.00	\$20.01
28002S	Juvenile Jail District	2013	\$9.77	\$0.00	\$9.77
28002S	Juvenile Jail District	2012	\$3.30	\$0.00	\$3.30
28002S	Juvenile Jail District	2011	\$5.39	\$0.00	\$5.39
28002S	Juvenile Jail District	2010	\$0.20	\$0.00	\$0.20
28002S	Juvenile Jail District	2008	\$0.27	\$0.00	\$0.27
28002S	Juvenile Jail District	2007	\$0.41	\$0.00	\$0.41
28002S	Juvenile Jail District	2006	\$0.41	\$0.00	\$0.41
28002S	Juvenile Jail District	2005	\$0.26	\$0.00	\$0.26
28003	CID CONCHO WASTEWATER	Total	\$617.56	\$0.00	\$617.56
28003	CID CONCHO WASTEWATER	2016	\$556.09	\$0.00	\$556.09
28003	CID CONCHO WASTEWATER	2015	\$61.47	\$0.00	\$61.47
29999	APACHE COUNTY PUBLIC HEALTH DIST	Total	\$151,235.49	\$0.00	\$151,235.49
29999	APACHE COUNTY PUBLIC HEALTH DIST	2016	\$151,081.94	\$0.00	\$151,081.94
29999	APACHE COUNTY PUBLIC HEALTH DIST	2015	\$137.35	\$0.00	\$137.35
29999	APACHE COUNTY PUBLIC HEALTH DIST	2014	\$16.20	\$0.00	\$16.20
29999S	Public Health District	Total	\$28.96	\$0.00	\$28.96
29999S	Public Health District	2013	\$13.38	\$0.00	\$13.38
29999S	Public Health District	2012	\$5.41	\$0.00	\$5.41
29999S	Public Health District	2011	\$8.92	\$0.00	\$8.92
29999S	Public Health District	2010	\$0.33	\$0.00	\$0.33
29999S	Public Health District	2008	\$0.42	\$0.00	\$0.42
29999S	Public Health District	2007	\$0.50	\$0.00	\$0.50
30000	NORTHERN AZ VIT	Total	\$21.97	\$0.00	\$21.97
30000	NORTHERN AZ VIT	2015	\$18.45	\$0.00	\$18.45
30000	NORTHERN AZ VIT	2014	\$3.52	\$0.00	\$3.52
30000E	NORTHERN AZ VIT	Total	\$33,440.65	\$0.00	\$33,440.65
30000E	NORTHERN AZ VIT	2016	\$33,440.65	\$0.00	\$33,440.65
30000S	Northern Arizona VIT	Total	\$5.75	\$0.00	\$5.75
30000S	Northern Arizona VIT	2013	\$3.38	\$0.00	\$3.38
30000S	Northern Arizona VIT	2012	\$0.41	\$0.00	\$0.41
30000S	Northern Arizona VIT	2011	\$1.30	\$0.00	\$1.30
30000S	Northern Arizona VIT	2008	\$0.13	\$0.00	\$0.13
30000S	Northern Arizona VIT	2007	\$0.20	\$0.00	\$0.20
30000S	Northern Arizona VIT	2006	\$0.20	\$0.00	\$0.20
30000S	Northern Arizona VIT	2005	\$0.13	\$0.00	\$0.13

30001	NATIVE	Total	\$1.49	\$0.00	\$1.49
30001	NATIVE	2015	\$0.94	\$0.00	\$0.94
30001	NATIVE	2014	\$0.55	\$0.00	\$0.55
30001E	NATIVE	Total	\$4,271.86	\$0.00	\$4,271.86
30001E	NATIVE	2016	\$4,271.86	\$0.00	\$4,271.86
30001S	Northeast AZ Tech Inst Of Voc Educ	Total	\$0.55	\$0.00	\$0.55
30001S	Northeast AZ Tech Inst Of Voc Educ	2013	\$0.55	\$0.00	\$0.55
52000S	Apache Co Override	Total	\$32.94	\$0.00	\$32.94
52000S	Apache Co Override	2011	\$31.90	\$0.00	\$31.90
52000S	Apache Co Override	2010	\$1.04	\$0.00	\$1.04
56000	POST SECONDARY EDUC	Total	\$107,962.22	\$0.00	\$107,962.22
56000	POST SECONDARY EDUC	2016	\$107,860.64	\$0.00	\$107,860.64
56000	POST SECONDARY EDUC	2015	\$88.73	\$0.00	\$88.73
56000	APACHE COUNTY POST SECONDARY EDUC	2014	\$12.85	\$0.00	\$12.85
57001	SD #1 BUDGET OVERRIDES	Total	\$10,463.12	\$0.00	\$10,463.12
57001	SD #1 BUDGET OVERRIDES	2016	\$10,396.13	\$0.00	\$10,396.13
57001	SD #1 BUDGET OVERRIDES	2015	\$54.28	\$0.00	\$54.28
57001	SD #1 BUDGET OVERRIDES	2014	\$12.71	\$0.00	\$12.71
57001S	SJUSD #1 Budget Override	Total	\$31.82	\$0.00	\$31.82
57001S	SJUSD #1 Budget Override	2013	\$22.78	\$0.00	\$22.78
57001S	SJUSD #1 Budget Override	2012	\$1.80	\$0.00	\$1.80
57001S	SJUSD #1 Budget Override	2011	\$7.23	\$0.00	\$7.23
57001S	SJUSD #1 Budget Override	2010	\$0.01	\$0.00	\$0.01
57010	SD #10 BUDGET OVERRIDES	Total	\$164,581.84	\$0.00	\$164,581.84
57010	SD #10 BUDGET OVERRIDES	2016	\$164,529.82	\$0.00	\$164,529.82
57010	SD #10 BUDGET OVERRIDES	2015	\$44.69	\$0.00	\$44.69
57010	SD #10 BUDGET OVERRIDES	2014	\$7.33	\$0.00	\$7.33
57010S	RVUSD #10 Budget Override	Total	\$2.59	\$0.00	\$2.59
57010S	RVUSD #10 Budget Override	2013	\$2.59	\$0.00	\$2.59
58000	APACHE COUNTY JR COLLEGE TUITION	Total	\$230,237.29	\$0.00	\$230,237.29
58000	JR COLLEGE TUITION	2016	\$229,974.28	\$0.00	\$229,974.28
58000	JR COLLEGE TUITION	2015	\$226.80	\$0.00	\$226.80
58000	APACHE COUNTY JR COLLEGE TUITION	2014	\$36.21	\$0.00	\$36.21
75006	SD #6 CLASS B BONDS	Total	\$2,295.17	\$0.00	\$2,295.17
75006	SD #6 CLASS B BONDS	2016	\$2,207.38	\$0.00	\$2,207.38
75006	SD #6 CLASS B BONDS	2015	\$78.16	\$0.00	\$78.16
75006	SD #6 CLASS B BONDS	2014	\$9.63	\$0.00	\$9.63

77006S	Concho School Class B Bond	Total	\$35.00	\$0.00	\$35.00
77006S	Concho School Class B Bond	2013	\$10.62	\$0.00	\$10.62
77006S	Concho School Class B Bond	2012	\$11.52	\$0.00	\$11.52
77006S	Concho School Class B Bond	2011	\$12.32	\$0.00	\$12.32
77006S	Concho School Class B Bond	2010	\$0.54	\$0.00	\$0.54
77008	SD #8 CLASS B BONDS	Total	\$53,263.69	\$0.00	\$53,263.69
77008	SD #8 CLASS B BONDS	2016	\$53,263.69	\$0.00	\$53,263.69
77010	SD #10 CLASS B BONDS	Total	\$100,900.28	\$0.00	\$100,900.28
77010	SD #10 CLASS B BONDS	2016	\$100,844.94	\$0.00	\$100,844.94
77010	SD #10 CLASS B BONDS	2015	\$50.33	\$0.00	\$50.33
77010	SD #10 CLASS B BONDS	2014	\$5.01	\$0.00	\$5.01
77010S	RVUSD Class B Bond	Total	\$2.50	\$0.00	\$2.50
77010S	RVUSD Class B Bond	2013	\$2.50	\$0.00	\$2.50
200101	Count -GENERAL FUND OVERRIDE	Total	\$6.28	\$0.00	\$6.28
200101	Count -GENERAL FUND OVERRIDE	2008	\$1.20	\$0.00	\$1.20
200101	County -GENERAL FUND OVERRIDE	2007	\$2.01	\$0.00	\$2.01
200101	County -GENERAL FUND OVERRIDE	2006	\$1.89	\$0.00	\$1.89
200101	County -GENERAL FUND OVERRIDE	2005	\$1.18	\$0.00	\$1.18
200350	County -JUNIOR COLLEGE	Total	\$29.95	\$0.00	\$29.95
200350	County -JUNIOR COLLEGE	2012	\$10.36	\$0.00	\$10.36
200350	County -JUNIOR COLLEGE	2011	\$15.17	\$0.00	\$15.17
200350	County -JUNIOR COLLEGE	2010	\$0.45	\$0.00	\$0.45
200350	County -JUNIOR COLLEGE	2008	\$0.74	\$0.00	\$0.74
200350	County -JUNIOR COLLEGE	2007	\$0.94	\$0.00	\$0.94
200350	County -JUNIOR COLLEGE	2006	\$1.19	\$0.00	\$1.19
200350	County -JUNIOR COLLEGE	2005	\$1.10	\$0.00	\$1.10
200351	County -POST SECONDARY EDUCATION	Total	\$15.50	\$0.00	\$15.50
200351	County -POST SECONDARY EDUCATION	2012	\$6.19	\$0.00	\$6.19
200351	County -POST SECONDARY EDUCATION	2011	\$7.27	\$0.00	\$7.27
200351	County -POST SECONDARY EDUCATION	2010	\$0.27	\$0.00	\$0.27
200351	County -POST SECONDARY EDUCATION	2008	\$0.39	\$0.00	\$0.39
200351	County -POST SECONDARY EDUCATION	2007	\$0.48	\$0.00	\$0.48
200351	County -POST SECONDARY EDUCATION	2006	\$0.55	\$0.00	\$0.55
200351	County -POST SECONDARY EDUCATION	2005	\$0.35	\$0.00	\$0.35
200583	County -1983 BOND INT & REDEMPTIO	Total	\$0.37	\$0.00	\$0.37
200583	County -1983 BOND INT & REDEMPTIO	2005	\$0.37	\$0.00	\$0.37
450111	County Schools/ Equalization-Levy Funds	Total	\$1.69	\$0.00	\$1.69


450111	County Schools/ Equalization-Levy Funds	2005	\$1.69	\$0.00	\$1.69
--------	-----------------------------------------	------	--------	--------	--------

P.O. Box 15284  
Wilmington, DE 19850

**Customer service information**

 1.888.BUSINESS (1.888.287.4637)

 [bankofamerica.com](http://bankofamerica.com)

 Bank of America, N.A.  
P.O. Box 25118  
Tampa, FL 33622-5118

GANADO FIRE DISTRICT  
PO BOX 718  
GANADO, AZ 86505-0718

## Your Business Economy Checking

for May 1, 2017 to May 31, 2017

Account number: 0042 7585 7945

### GANADO FIRE DISTRICT

### Account summary

Beginning balance on May 1, 2017	\$4,456.22
Deposits and other credits	6,125.12
Withdrawals and other debits	-7,365.50
Checks	-0.00
Service fees	-13.45
<b>Ending balance on May 31, 2017</b>	<b>\$3,202.39</b>

# of deposits/credits: 4

# of withdrawals/debits: 78

# of deposited items: 2

# of days in cycle: 31

Average ledger balance: \$2,256.51



Small Business  
Online Banking

#### TIP OF THE MONTH

## Banking at your fingertips

Our **Mobile Banking app**<sup>1</sup> can help you gain more control.

Text **BizAPP** to **226526** to download the app.<sup>2</sup> By texting us, you agree to receive an automated text message reply. Not a condition of purchasing any products or services.

<sup>1</sup> Mobile Banking requires enrollment through the Mobile Banking app, Mobile website or Online Banking. Enrollment through the Mobile Banking app is not available on all devices. View the Online Banking Service Agreement at [bankofamerica.com/serviceagreement](http://bankofamerica.com/serviceagreement) for more information. Data connection required. Wireless carrier fees may apply. <sup>2</sup> For the text message, supported carriers include but are not limited to AT&T, Verizon Wireless, T-Mobile®, MetroPCS, Sprint, Boost, Virgin Mobile USA, Cincinnati Bell, U.S. Cellular®. Text **STOP** to 226526 to cancel and text **HELP** to 226526 for help. ©2017 Bank of America Corporation. | ARPH6MVV | SSM-10-16-0611.B



## IMPORTANT INFORMATION: BANK DEPOSIT ACCOUNTS

**Updating your contact information** - We encourage you to keep your contact information up-to-date. This includes address, email and phone number. If your information has changed, the easiest way to update it is by visiting the Help & Support tab of Online Banking. Or, you can call our Customer Service team.

**Deposit agreement** - When you opened your account, you received a deposit agreement and fee schedule and agreed that your account would be governed by the terms of these documents, as we may amend them from time to time. These documents are part of the contract for your deposit account and govern all transactions relating to your account, including all deposits and withdrawals. Copies of both the deposit agreement and fee schedule which contain the current version of the terms and conditions of your account relationship may be obtained at our financial centers.

**Electronic transfers: In case of errors or questions about your electronic transfers** - If you think your statement or receipt is wrong or you need more information about an electronic transfer (e.g., ATM transactions, direct deposits or withdrawals, point-of-sale transactions) on the statement or receipt, telephone or write us at the address and number listed on the front of this statement as soon as you can. We must hear from you no later than 60 days after we sent you the FIRST statement on which the error or problem appeared.

- Tell us your name and account number.
- Describe the error or transfer you are unsure about, and explain as clearly as you can why you believe there is an error or why you need more information.
- Tell us the dollar amount of the suspected error.

For consumer accounts used primarily for personal, family or household purposes, we will investigate your complaint and will correct any error promptly. If we take more than 10 business days (10 calendar days if you are a Massachusetts customer) (20 business days if you are a new customer, for electronic transfers occurring during the first 30 days after the first deposit is made to your account) to do this, we will credit your account for the amount you think is in error, so that you will have use of the money during the time it will take to complete our investigation.

For other accounts, we investigate, and if we find we have made an error, we credit your account at the conclusion of our investigation.

**Reporting other problems** - You must examine your statement carefully and promptly. You are in the best position to discover errors and unauthorized transactions on your account. If you fail to notify us in writing of suspected problems or an unauthorized transaction within the time period specified in the deposit agreement (which periods are no more than 60 days after we make the statement available to you and in some cases are 30 days or less), we are not liable to you for, and you agree to not make a claim against us for the problems or unauthorized transactions.

**Direct deposits** - If you have arranged to have direct deposits made to your account at least once every 60 days from the same person or company, you may call us at the telephone number listed on the front of this statement to find out if the deposit was made as scheduled. You may also review your activity online or visit a financial center for information.

© 2017 Bank of America Corporation

Bank of America, N.A. Member FDIC and  Equal Housing Lender



**Deposits and other credits**

Date	Description	Amount
05/02/17	Square Inc DES:170502P2 ID:L202215102896 INDN:Dewayne Woodie CO ID:9424300002 PPD	48.62
05/03/17	Square Inc DES:170503P2 ID:L202215444917 INDN:Dewayne Woodie CO ID:9424300002 PPD	1.50
05/22/17	BKOFAMERICA MOBILE 05/20 3556892349 DEPOSIT *MOBILE NM	6,000.00
05/22/17	BKOFAMERICA MOBILE 05/22 3557425003 DEPOSIT *MOBILE NM	75.00

**Total deposits and other credits** **\$6,125.12**

**Withdrawals and other debits**

Date	Description	Amount
<b>Card account # XXXX XXXX XXXX 2202</b>		
05/01/17	CHECKCARD 0429 MORAS ALON GANADO AZ 24224437120103000341751 CKCD 5542 XXXXXXXXXXXX2202 XXXX XXXX XXXX 2202	-45.02
05/01/17	CHECKCARD 0429 ADOBE *ACROPRO SUBS 800-833-6687 CA 24610437120004012834910 RECURRING CKCD 5734 XXXXXXXXXXXX2202 XXXX XXXX XXXX 2202	-15.90
05/02/17	CHECKCARD 0428 WWW.SUPERBRIGHTLEDS.CO 314-972-6200 MO 24492157121637007905611 RECURRING CKCD 5065 XXXXXXXXXXXX2202 XXXX XXXX XXXX 2202	-443.97
05/02/17	CHECKCARD 0501 VONAGE *PRICE+TAXES 866-243-4357 NJ 24692167121000550181618 RECURRING CKCD 4814 XXXXXXXXXXXX2202 XXXX XXXX XXXX 2202	-40.36
05/02/17	CHECKCARD 0501 AMERICAN SAFETY AND HEA 541-3447099 OR 24717057122131226853315 CKCD 8299 XXXXXXXXXXXX2202 XXXX XXXX XXXX 2202	-186.31
05/03/17	CHECKCARD 0502 AT&T *0206133739001 800-4522248 NJ 24692167122000131325238 CKCD 4814 XXXXXXXXXXXX2202 XXXX XXXX XXXX 2202	-372.29
05/03/17	CHECKCARD 0501 MORAS ALON GANADO AZ 24224437123103000386704 CKCD 5542 XXXXXXXXXXXX2202 XXXX XXXX XXXX 2202	-44.02
05/03/17	CHECKCARD 0503 NTUA-BILL-PAYMENT 928-529-5721 AZ 24692167123000734508148 CKCD 4900 XXXXXXXXXXXX2202 XXXX XXXX XXXX 2202	-111.36
05/08/17	CHECKCARD 0504 SUBWAY 00213702 GALLUP NM 24164077125255230277576 CKCD 5814 XXXXXXXXXXXX2202 XXXX XXXX XXXX 2202	-8.43
05/08/17	CHECKCARD 0505 FIRE PROTECTION PUB WEB 405-744-5892 OK 24326847126286207600110 CKCD 5192 XXXXXXXXXXXX2202 XXXX XXXX XXXX 2202	-90.90

*continued on the next page*



Small Business  
Online Banking

TIP OF THE MONTH

**Dreading the shredding?**

**Go paperless** and make a statement.

- Your secure paperless statements don't need storing or shredding
- Get email reminders that link right to your statements for easy access
- View and download your business statements anytime, with no paper waste

Click **Profile & Settings** (in the upper right next to **Sign Out**) when logged in at [bankofamerica.com/smallbusiness](http://bankofamerica.com/smallbusiness).



**Withdrawals and other debits - continued**

Date	Description	Amount
05/08/17	CHECKCARD 0506 AMAZON VIDEO ON DEMAND 866-216-1072 WA 24431067126083358615675 CKCD 5735 XXXXXXXXXXXXX2202 XXXX XXXX XXXX 2202	-4.23
05/09/17	CHECKCARD 0508 MORAS ALON GANADO AZ 24224437129103000392961 CKCD 5542 XXXXXXXXXXXX2202 XXXX XXXX XXXX 2202	-16.58
05/11/17	CHECKCARD 0509 SUBWAY 00213702 GALLUP NM 24164077130255175403511 CKCD 5814 XXXXXXXXXXXXX2202 XXXX XXXX XXXX 2202	-10.25
05/12/17	CHECKCARD 0511 BRICKHOUSE SECURITY 212-643-7449 NY 24765017132200894085410 CKCD 7393 XXXXXXXXXXXXX2202 XXXX XXXX XXXX 2202	-49.98
05/15/17	CHECKCARD 0513 UPS*1ZKF901T0200012611 800-811-1648 GA 24692167133000079674990 CKCD 4214 XXXXXXXXXXXXX2202 XXXX XXXX XXXX 2202	-22.67
05/15/17	CHECKCARD 0512 ADOBE *PHOTOGPHY PLAN 800-833-6687 CA 24610437133004026893212 RECURRING CKCD 5734 XXXXXXXXXXXXX2202 XXXX XXXX XXXX 2202	-10.60
05/15/17	MORAS GROCERY 05/13 #000218350 PURCHASE MORAS GROCERY GANADO AZ	-5.78
05/17/17	CELLULAR ONE 3 05/17 #000668164 PURCHASE 1592 A STATE HIGH TSE BONITO NM	-45.99
05/18/17	CHECKCARD 0517 BLS*MYLIFE * PPL SRCH 8887041900 74766687137719068270614 RECURRING CKCD 7299 XXXXXXXXXXXXX2202 XXXX XXXX XXXX 2202	-14.95
05/18/17	CHECKCARD 0518 APL* ITUNES.COM/BILL 866-712-7753 CA 24692167138000123576568 CKCD 5735 XXXXXXXXXXXXX2202 XXXX XXXX XXXX 2202	-5.29
05/19/17	CHECKCARD 0517 SUBWAY 00213702 GALLUP NM 24164077138255176271810 CKCD 5814 XXXXXXXXXXXXX2202 XXXX XXXX XXXX 2202	-11.42
05/22/17	CHECKCARD 0519 DNH*GODADDY.COM 480-5058855 AZ 24906417139039674224400 RECURRING CKCD 4816 XXXXXXXXXXXXX2202 XXXX XXXX XXXX 2202	-15.90
05/22/17	CHECKCARD 0522 AMAZON DIGITAL SVCS 866 866-216-1072 WA 24431067142083302195535 CKCD 5735 XXXXXXXXXXXXX2202 XXXX XXXX XXXX 2202	-10.60
05/23/17	CHECKCARD 0522 AMERICAN SAFETY AND HEA 541-3447099 OR 24717057143131430897871 CKCD 8299 XXXXXXXXXXXXX2202 XXXX XXXX XXXX 2202	-186.31
05/23/17	CHECKCARD 0522 AMERICAN SAFETY AND HEA 541-3447099 OR 24717057143131430897889 CKCD 8299 XXXXXXXXXXXXX2202 XXXX XXXX XXXX 2202	-24.94
05/23/17	CHECKCARD 0522 AMERICAN SAFETY AND HEA 541-3447099 OR 24717057143131430898051 CKCD 8299 XXXXXXXXXXXXX2202 XXXX XXXX XXXX 2202	-106.10
05/23/17	CHECKCARD 0522 ARBYS 1462 GALLUP NM 24431067142206436700868 CKCD 5814 XXXXXXXXXXXX2202 XXXX XXXX XXXX 2202	-22.06
05/23/17	Wal-Mart Super 05/23 #000325893 PURCHASE 4252 WAL-SAMS FLAGSTAFF AZ	-2.68
05/23/17	Wal-Mart Super 05/23 #000326198 PURCHASE 4252 WAL-SAMS FLAGSTAFF AZ	-27.21
05/23/17	OREILLY AUTO # 05/23 #000817045 PURCHASE OREILLY AUTO #265 FLAGSTAFF AZ	-90.40
05/24/17	CHECKCARD 0522 SUBWAY 00213702 GALLUP NM 24164077143255210314207 CKCD 5814 XXXXXXXXXXXXX2202 XXXX XXXX XXXX 2202	-8.43
05/24/17	CHECKCARD 0522 TACO BELL 031484 WINDOW ROCK AZ 24431067143286788800960 CKCD 5814 XXXXXXXXXXXXX2202 XXXX XXXX XXXX 2202	-8.56
05/24/17	CHECKCARD 0524 NTUA-BILL-PAYMENT 928-529-5721 AZ 24692167144000897116742 CKCD 4900 XXXXXXXXXXXXX2202 XXXX XXXX XXXX 2202	-661.11
05/26/17	CHECKCARD 0525 BURGER KING #14580 GANADO AZ 24186167146200799303254 CKCD 5814 XXXXXXXXXXXXX2202 XXXX XXXX XXXX 2202	-15.70
05/26/17	CHECKCARD 0525 BRICKHOUSE SECURITY 212-643-7449 NY 24765017146200195315015 CKCD 7393 XXXXXXXXXXXXX2202 XXXX XXXX XXXX 2202	-24.99
05/26/17	CHECKCARD 0525 AMAZON SERVICES-KINDLE 866-216-1072 WA 24431067145083753994748 CKCD 5735 XXXXXXXXXXXXX2202 XXXX XXXX XXXX 2202	-86.81
05/26/17	MUSTANG #7252 05/26 #000024619 PURCHASE MUSTANG #7252 GANADO AZ	-24.08

continued on the next page

**Withdrawals and other debits - continued**

Date	Description	Amount
05/30/17	CHECKCARD 0526 AMAZON MKTPLACE PMTS AMZN.COM/BILLWA 24692167146000301451261 CKCD 5942 XXXXXXXXXXXXX2202 XXXX XXXX XXXX 2202	-75.63
<b>Subtotal for card account # XXXX XXXX XXXX 2202</b>		<b>-\$2,947.81</b>
<b>Card account # XXXX XXXX XXXX 5041</b>		
05/01/17	CHECKCARD 0427 SUBWAY 00213702 GALLUP NM 24164077118255199444802 CKCD 5814 XXXXXXXXXXXXX5041 XXXX XXXX XXXX 5041	-21.83
05/01/17	CHECKCARD 0430 MORAS ALON GANADO AZ 24224437121103000390476 CKCD 5542 XXXXXXXXXXXX5041 XXXX XXXX XXXX 5041	-10.00
05/01/17	CHECKCARD 0430 MORAS ALON GANADO AZ 24224437121103000390682 CKCD 5542 XXXXXXXXXXXX5041 XXXX XXXX XXXX 5041	-41.00
05/02/17	CHECKCARD 0501 CHEVRON 0210667 GANADO AZ 24692167121000669459384 CKCD 5542 XXXXXXXXXXXXX5041 XXXX XXXX XXXX 5041	-65.00
05/05/17	CHECKCARD 0504 ABC*ECAMPUS VIRT BKSTR 877-284-6744 KY 24692167124000805911824 CKCD 5192 XXXXXXXXXXXXX5041 XXXX XXXX XXXX 5041	-980.48
05/05/17	USPS PO 343423 05/05 #000022493 PURCHASE USPS PO 34342303 GALLUP NM	-23.75
05/08/17	CHECKCARD 0505 SUBWAY 00213702 GALLUP NM 24164077126255202374715 CKCD 5814 XXXXXXXXXXXXX5041 XXXX XXXX XXXX 5041	-8.43
05/08/17	CHECKCARD 0508 SXM*SIRIUSXM.COM/ACCT 888-635-5144 NY 24692167128000967131613 RECURRING CKCD 4899 XXXXXXXXXXXXX5041 XXXX XXXX XXXX 5041	-112.76
05/09/17	CHECKCARD 0507 DISH NETWORK-ONE TIME 800-333-3474 CO 24792627128696960278921 CKCD 4899 XXXXXXXXXXXXX5041 XXXX XXXX XXXX 5041	-205.82
05/10/17	CHECKCARD 0509 TMOBILE*TEL UPGRADE 800-937-8997 WA 24692167129000824778571 CKCD 4812 XXXXXXXXXXXXX5041 XXXX XXXX XXXX 5041	-510.86
05/10/17	CHECKCARD 0510 TMOBILE*TEL UPGRADE 800-937-8997 WA 24692167130000124374185 CKCD 4812 XXXXXXXXXXXXX5041 XXXX XXXX XXXX 5041	-485.71
05/11/17	CHECKCARD 0511 BURGER KING #14580 GANADO AZ 24186167131200799301826 CKCD 5814 XXXXXXXXXXXXX5041 XXXX XXXX XXXX 5041	-51.79
05/15/17	CHECKCARD 0514 HNS*HughesNet.com 866-347-3292 MD 24692167134000825400681 RECURRING CKCD 4899 XXXXXXXXXXXXX5041 XXXX XXXX XXXX 5041	-71.33
05/17/17	CHECKCARD 0515 DENNY'S #6361 HOLBROOK AZ 24427337136710006279717 CKCD 5812 XXXXXXXXXXXX5041 XXXX XXXX XXXX 5041	-93.17
05/19/17	CHECKCARD 0517 PIZZA HUT #31674 HOLBROOK AZ 24231687138091434000021 CKCD 5812 XXXXXXXXXXXXX5041 XXXX XXXX XXXX 5041	-112.77
05/19/17	CHECKCARD 0518 BURGER KING #14580 GANADO AZ 24186167139200799302727 CKCD 5814 XXXXXXXXXXXXX5041 XXXX XXXX XXXX 5041	-63.03
05/22/17	CHECKCARD 0518 SUBWAY 00213702 GALLUP NM 24164077139255214360939 CKCD 5814 XXXXXXXXXXXXX5041 XXXX XXXX XXXX 5041	-26.63
05/22/17	CHECKCARD 0520 MCDONALD'S F5600 HOLBROOK AZ 24427337141710058852687 CKCD 5814 XXXXXXXXXXXXX5041 XXXX XXXX XXXX 5041	-58.19
05/22/17	CHECKCARD 0520 TA HOLBROOK FASTFOOD HOLBROOK AZ 24427337141720005966555 CKCD 5814 XXXXXXXXXXXXX5041 XXXX XXXX XXXX 5041	-85.21
05/22/17	CHECKCARD 0520 MAVERIK #478 HOLBROOK AZ 24427337140720002475007 CKCD 5542 XXXXXXXXXXXX5041 XXXX XXXX XXXX 5041	-7.06
05/22/17	CHECKCARD 0520 MAVERIK #478 HOLBROOK AZ 24427337140720002474992 CKCD 5542 XXXXXXXXXXXX5041 XXXX XXXX XXXX 5041	-28.30
05/22/17	CHECKCARD 0520 ROMOS CAFE HOLBROOK AZ 24755427141131419558783 CKCD 5812 XXXXXXXXXXXX5041 XXXX XXXX XXXX 5041	-85.87

continued on the next page

## Withdrawals and other debits - continued

Date	Description	Amount
05/24/17	CHECKCARD 0522 SUBWAY 00166710 CHAMBERS AZ 24164077143255235824073 CKCD 5814 XXXXXXXXXXXXX5041 XXXX XXXX XXXX 5041	-52.50
05/24/17	CHECKCARD 0522 MCDONALD'S F5600 HOLBROOK AZ 24427337143710048668183 RECURRING CKCD 5814 XXXXXXXXXXXXX5041 XXXX XXXX XXXX 5041	-16.35
05/24/17	CHECKCARD 0524 NTUA-BILL-PAYMENT 928-529-5721 AZ 24692167144000897111016 CKCD 4900 XXXXXXXXXXXXX5041 XXXX XXXX XXXX 5041	-366.48
05/26/17	CHECKCARD 0524 SUBWAY 00166710 CHAMBERS AZ 24164077145255239178375 CKCD 5814 XXXXXXXXXXXXX5041 XXXX XXXX XXXX 5041	-64.37
05/30/17	CHECKCARD 0527 CONOCO - HOPI TRAVEL PL HOLBROOK AZ 24015177147004147902337 CKCD 5542 XXXXXXXXXXXXX5041 XXXX XXXX XXXX 5041	-10.00
05/30/17	CHECKCARD 0527 MCDONALD'S F5600 HOLBROOK AZ 24427337148710056087164 CKCD 5814 XXXXXXXXXXXXX5041 XXXX XXXX XXXX 5041	-56.71
05/30/17	CHECKCARD 0527 ALIBERTOS MEXICAN FOOD HOLBROOK AZ 24327437148988102095881 CKCD 5812 XXXXXXXXXXXXX5041 XXXX XXXX XXXX 5041	-96.56
05/30/17	CHECKCARD 0527 EL RANCHO HOLBROOK INC HOLBROOK AZ 24755427148151486872522 CKCD 5812 XXXXXXXXXXXXX5041 XXXX XXXX XXXX 5041	-108.90
05/30/17	CHECKCARD 0530 TMOBILE*POSTPAID IVR 800-937-8997 WA 24692167150000450733348 CKCD 4814 XXXXXXXXXXXXX5041 XXXX XXXX XXXX 5041	-198.99
05/30/17	USPS PO 033293 05/30 #000927716 PURCHASE USPS PO 03329302 GANADO AZ	-49.00
05/30/17	MORAS GROCERY 05/30 #000732978 PURCHASE MORAS GROCERY GANADO AZ	-3.13
05/30/17	WAL Wal-Mart S 05/30 #000359767 PURCHASE 0906 WAL-SAMS GALLUP NM	-88.40
05/30/17	MORAS GROCERY 05/30 #000063434 PURCHASE MORAS GROCERY GANADO AZ	-9.19
05/31/17	CHECKCARD 0530 NAVAJO WESTERNERS WINDOW ROCK AZ 24801977151091321000404 CKCD 5251 XXXXXXXXXXXXX5041 XXXX XXXX XXXX 5041	-12.06
<b>Subtotal for card account # XXXX XXXX XXXX 5041</b>		<b>-\$4,281.63</b>
<b>Card account # XXXX XXXX XXXX 9522</b>		
05/15/17	CHECKCARD 0514 IR NEXIA INTELLIGENCE L 877-288-7707 TX 24431067135286498101873 CKCD 7399 XXXXXXXXXXXXX9522 XXXX XXXX XXXX 9522	-29.97
05/23/17	CHECKCARD 0522 MCAFEE *INTEL SECURITY 866-622-3911 TX 24692167142000739856309 RECURRING CKCD 5968 XXXXXXXXXXXXX9522 XXXX XXXX XXXX 9522	-106.09
<b>Subtotal for card account # XXXX XXXX XXXX 9522</b>		<b>-\$136.06</b>
<b>Total withdrawals and other debits</b>		<b>-\$7,365.50</b>

## Service fees

Date	Transaction description	Amount
05/18/17	CHECKCARD 0517 BLS*MYLIFE * PPL SRCH 8887041900 74766687137719068270614 RECURRING CKCD 7299 XXXXXXXXXXXXX2202 INTERNATIONAL TRANSACTION FEE	-0.45
05/31/17	Monthly Maintenance Fee	-13.00
<b>Total service fees</b>		<b>-\$13.45</b>

Note your Ending Balance already reflects the subtraction of Service Fees.

## Daily ledger balances

Date	Balance (\$)	Date	Balance(\$)	Date	Balance (\$)
05/01	4,322.47	05/02	3,635.45	05/03	3,109.28

continued on the next page

**Daily ledger balances - continued**

<u>Date</u>	<u>Balance (\$)</u>	<u>Date</u>	<u>Balance(\$)</u>	<u>Date</u>	<u>Balance (\$)</u>
05/05	2,105.05	05/15	408.96	05/23	5,253.34
05/08	1,880.30	05/17	269.80	05/24	4,139.91
05/09	1,657.90	05/18	249.11	05/26	3,923.96
05/10	661.33	05/19	61.89	05/30	3,227.45
05/11	599.29	05/22	5,819.13	05/31	3,202.39
05/12	549.31				

This page intentionally left blank

**Ganado Fire District**  
**Reconciliation Summary**  
**Wildland Account - Bank of Amer, Period Ending 05/31/2017**

---

	May 31, 17	
<b>Beginning Balance</b>		4,456.22
<b>Cleared Transactions</b>		
Checks and Payments - 77 items	-7,378.95	
Deposits and Credits - 4 items	6,125.12	
<b>Total Cleared Transactions</b>	-1,253.83	
<b>Cleared Balance</b>		<u>3,202.39</u>
<b>Uncleared Transactions</b>		
Checks and Payments - 3 items	-303.21	
Deposits and Credits - 2 items	4,278.45	
<b>Total Uncleared Transactions</b>	3,975.24	
<b>Register Balance as of 05/31/2017</b>		<u>7,177.63</u>
<b>New Transactions</b>		
Deposits and Credits - 1 item	3,000.00	
<b>Total New Transactions</b>	3,000.00	
<b>Ending Balance</b>		<u>10,177.63</u>

## Ganado Fire District Reconciliation Detail

Wildland Account - Bank of Amer, Period Ending 05/31/2017

Type	Date	Num	Name	Clr	Amount	Balance
<b>Beginning Balance</b>						4,456.22
<b>Cleared Transactions</b>						
<b>Checks and Payments - 77 items</b>						
Check	05/01/2017	debit	Mora's Conoco	X	-45.02	-45.02
Check	05/01/2017	debit	Mora's Conoco	X	-41.00	-86.02
Check	05/01/2017	debit	Subway - WR	X	-21.83	-107.85
Check	05/01/2017	debit	Adobe Software	X	-15.90	-123.75
Check	05/01/2017	debit	Mora's Conoco	X	-10.00	-133.75
Check	05/02/2017	debit	super Bright LEDs	X	-443.97	-577.72
Check	05/02/2017	debit	American Safety am...	X	-186.31	-764.03
Check	05/02/2017	debit	Chevron	X	-65.00	-829.03
Check	05/02/2017	debit	Vonage	X	-40.36	-869.39
Check	05/03/2017	debit	AT&T	X	-372.29	-1,241.68
Check	05/03/2017	debit	Navajo Tribal Utility ...	X	-111.36	-1,353.04
Check	05/03/2017	debit	Mora's Conoco	X	-44.02	-1,397.06
Check	05/05/2017	debit	Ecampus Com	X	-980.48	-2,377.54
Check	05/05/2017	debit	UPS	X	-23.75	-2,401.29
Check	05/08/2017	debit	XM RADIO	X	-112.76	-2,514.05
Check	05/08/2017	debit	Fire Protection Pub ...	X	-90.90	-2,604.95
Check	05/08/2017	debit	Subway - WR	X	-8.43	-2,613.38
Check	05/08/2017	debit	Subway - WR	X	-8.43	-2,621.81
Check	05/08/2017	debit	Amazon.com	X	-4.23	-2,626.04
Check	05/09/2017	debit	Dish Network	X	-205.82	-2,831.86
Check	05/09/2017	debit	Mora's Conoco	X	-16.58	-2,848.44
Check	05/10/2017	debit	TMobile	X	-510.86	-3,359.30
Check	05/10/2017	debit	TMobile	X	-485.71	-3,845.01
Check	05/11/2017	debit	Burger King - Burnsi...	X	-51.79	-3,896.80
Check	05/11/2017	debit	Subway - WR	X	-10.25	-3,907.05
Check	05/12/2017	debit	Brickhouse Elecrtion	X	-49.98	-3,957.03
Check	05/15/2017	debit	hughesnet.com	X	-71.33	-4,028.36
Check	05/15/2017	debit	Nexia Intelligence	X	-29.97	-4,058.33
Check	05/15/2017	debit	UPS	X	-22.67	-4,081.00
Check	05/15/2017	debit	Adobe Software	X	-10.60	-4,091.60
Check	05/15/2017	debit	Mora's Conoco	X	-5.78	-4,097.38
Check	05/17/2017	debit	PIZZA HUT	X	-112.77	-4,210.15
Check	05/17/2017	debit	DENNYS	X	-93.17	-4,303.32
Check	05/17/2017	debit	Cellularone of NE Ar...	X	-45.99	-4,349.31
Check	05/18/2017	debit	BLS MY LIFE	X	-14.95	-4,364.26
Check	05/18/2017	debit	Apple Itunes	X	-5.29	-4,369.55
Check	05/19/2017	debit	Burger King - Burnsi...	X	-63.03	-4,432.58
Check	05/19/2017	debit	Subway - WR	X	-11.42	-4,444.00
Check	05/22/2017	debit	Romos Cafe	X	-85.87	-4,529.87
Check	05/22/2017	debit	Albertos Mexican Fo...	X	-85.21	-4,615.08
Check	05/22/2017	debit	MCDONALDS	X	-58.19	-4,673.27
Check	05/22/2017	debit	Maverik	X	-28.30	-4,701.57
Check	05/22/2017	debit	Subway - WR	X	-26.63	-4,728.20
Check	05/22/2017	debit	GODADDY.COM	X	-15.90	-4,744.10
Check	05/22/2017	debit	Amazon.com	X	-10.60	-4,754.70
Check	05/22/2017	debit	Maverik	X	-7.06	-4,761.76
Check	05/23/2017	debit	American Safety am...	X	-186.31	-4,948.07
Check	05/23/2017	debit	American Safety am...	X	-106.10	-5,054.17
Check	05/23/2017	debit	MCAFEE	X	-106.09	-5,160.26
Check	05/23/2017	debit	Oreilly Auto	X	-90.40	-5,250.66
Check	05/23/2017	debit	WALMART	X	-27.21	-5,277.87
Check	05/23/2017	debit	American Safety am...	X	-24.94	-5,302.81
Check	05/23/2017	debit	ARBY'S	X	-22.06	-5,324.87
Check	05/23/2017	debit	WALMART	X	-2.68	-5,327.55
Check	05/24/2017	debit	Navajo Tribal Utility ...	X	-661.11	-5,988.66
Check	05/24/2017	debit	Navajo Tribal Utility ...	X	-366.48	-6,355.14
Check	05/24/2017	debit	Subway - WR	X	-52.50	-6,407.64
Check	05/24/2017	debit	MCDONALDS	X	-16.35	-6,423.99
Check	05/24/2017	debit	TACO BELL	X	-8.56	-6,432.55
Check	05/24/2017	debit	Subway - WR	X	-8.43	-6,440.98
Check	05/26/2017	debit	Amazon.com	X	-86.81	-6,527.79
Check	05/26/2017	debit	Subway - WR	X	-64.37	-6,592.16
Check	05/26/2017	debit	Brickhouse Elecrtion	X	-24.99	-6,617.15
Check	05/26/2017	debit	MUSTANG	X	-24.08	-6,641.23
Check	05/26/2017	debit	Burger King - Burnsi...	X	-15.70	-6,656.93



**Ganado Fire District  
Reconciliation Detail  
Wildland Account - Bank of Amer, Period Ending 05/31/2017**

Type	Date	Num	Name	Clr	Amount	Balance
Check	05/30/2017	debit	TMobile	X	-198.99	-6,855.92
Check	05/30/2017	debit	El Rancho	X	-108.90	-6,964.82
Check	05/30/2017	debit	Albertos Mexican Fo...	X	-96.56	-7,061.38
Check	05/30/2017	debit	WALMART	X	-88.40	-7,149.78
Check	05/30/2017	debit	Amazon.com	X	-75.63	-7,225.41
Check	05/30/2017	debit	MCDONALDS	X	-56.71	-7,282.12
Check	05/30/2017	debit	UPS	X	-49.00	-7,331.12
Check	05/30/2017	debit	Hopi Travel	X	-10.00	-7,341.12
Check	05/30/2017	debit	Mora's Conoco	X	-9.19	-7,350.31
Check	05/30/2017	debit	Mora's Conoco	X	-3.13	-7,353.44
Check	05/31/2017			X	-13.45	-7,366.89
Check	05/31/2017	debit	NAVAJO WESTER...	X	-12.06	-7,378.95
Total Checks and Payments					-7,378.95	-7,378.95
<b>Deposits and Credits - 4 items</b>						
Deposit	05/02/2017	Deposit		X	48.62	48.62
Deposit	05/03/2017	deposit		X	1.50	50.12
Bill	05/16/2017	Emerg...	Ganado Fire District	X	6,000.00	6,050.12
Deposit	05/22/2017	deposit		X	75.00	6,125.12
Total Deposits and Credits					6,125.12	6,125.12
Total Cleared Transactions					-1,253.83	-1,253.83
Cleared Balance					-1,253.83	3,202.39
<b>Uncleared Transactions</b>						
<b>Checks and Payments - 3 items</b>						
General Journal	04/17/2014	ADJ 1...	LOWE'S		-30.51	-30.51
General Journal	05/21/2014	ADJ 1...	WALMART		-132.70	-163.21
General Journal	06/30/2016	ADJ 1...			-140.00	-303.21
Total Checks and Payments					-303.21	-303.21
<b>Deposits and Credits - 2 items</b>						
General Journal	07/26/2011	1402R	Burger King - Burns...		26.87	26.87
Deposit	11/01/2016				4,251.58	4,278.45
Total Deposits and Credits					4,278.45	4,278.45
Total Uncleared Transactions					3,975.24	3,975.24
Register Balance as of 05/31/2017					2,721.41	7,177.63
<b>New Transactions</b>						
<b>Deposits and Credits - 1 item</b>						
Bill	06/14/2017	06142...	Ganado Fire District		3,000.00	3,000.00
Total Deposits and Credits					3,000.00	3,000.00
Total New Transactions					3,000.00	3,000.00
<b>Ending Balance</b>					<b>5,721.41</b>	<b>10,177.63</b>

## Ganado Fire District Profit & Loss Budget vs. Actual May 2017

	May 17	Budget	\$ Over Budget	% of Budget	May 18	May 19	May 20
<b>Ordinary Income/Expense</b>							
<b>Income</b>							
<b>MISCELLANEOUS</b>							
Miscellaneous	0.00	0.00	0.00	0.0%	0.00	0.00	0.00
Rent	335.00	0.00	335.00	100.0%	335.00	335.00	335.00
Training Classes	125.12	0.00	125.12	100.0%	125.12	125.12	125.12
<b>Total MISCELLANEOUS</b>	<u>460.12</u>	<u>0.00</u>	<u>460.12</u>	<u>100.0%</u>	<u>460.12</u>	<u>460.12</u>	<u>460.12</u>
<b>TAXES</b>							
FDAT	61,333.60	61,333.50	0.10	100.0%	61,333.60	61,333.60	61,333.60
Property Tax Revenue	162,003.76	51,154.75	110,849.01	316.69%	162,003.76	162,003.76	162,003.76
TAXES - Other	0.00	0.00	0.00	0.0%	0.00	0.00	0.00
<b>Total TAXES</b>	<u>223,337.36</u>	<u>112,488.25</u>	<u>110,849.11</u>	<u>198.54%</u>	<u>223,337.36</u>	<u>223,337.36</u>	<u>223,337.36</u>
<b>Total Income</b>	<u>223,797.48</u>	<u>112,488.25</u>	<u>111,309.23</u>	<u>198.95%</u>	<u>223,797.48</u>	<u>223,797.48</u>	<u>223,797.48</u>
<b>Gross Profit</b>	223,797.48	112,488.25	111,309.23	198.95%	223,797.48	223,797.48	223,797.48
<b>Expense</b>							
<b>ADMINISTRATION</b>							
<b>701 - OFFICE EXPENSES</b>							
6560 - Payroll Expenses	3.27	0.00	3.27	100.0%	3.27	3.27	3.27
701a - Office supplies	733.79	0.00	733.79	100.0%	733.79	733.79	733.79
701c - Business telephone	3,778.54	0.00	3,778.54	100.0%	3,778.54	3,778.54	3,778.54
701d - Postage	95.42	0.00	95.42	100.0%	95.42	95.42	95.42
701f - Publishing & advertisement	15.90	0.00	15.90	100.0%	15.90	15.90	15.90
701g - Administrative travel, dues	0.00	0.00	0.00	0.0%	0.00	0.00	0.00
701i - Misc. expenses	0.00	0.00	0.00	0.0%	0.00	0.00	0.00
701 - OFFICE EXPENSES - Other	0.00	1,666.67	-1,666.67	0.0%	0.00	0.00	0.00
<b>Total 701 - OFFICE EXPENSES</b>	<u>4,626.92</u>	<u>1,666.67</u>	<u>2,960.25</u>	<u>277.62%</u>	<u>4,626.92</u>	<u>4,626.92</u>	<u>4,626.92</u>
<b>702 - PROFESSIONAL SERVICES</b>							
702a - Fire Board Misc Expense	88.40	0.00	88.40	100.0%	88.40	88.40	88.40
702b - Audit and Accounting	0.00	0.00	0.00	0.0%	0.00	0.00	0.00
702g - Professional Services - Misc	0.00	0.00	0.00	0.0%	0.00	0.00	0.00
702 - PROFESSIONAL SERVICES - Other	0.00	1,666.67	-1,666.67	0.0%	0.00	0.00	0.00
<b>Total 702 - PROFESSIONAL SERVICES</b>	<u>88.40</u>	<u>1,666.67</u>	<u>-1,578.27</u>	<u>5.3%</u>	<u>88.40</u>	<u>88.40</u>	<u>88.40</u>

## Ganado Fire District Profit & Loss Budget vs. Actual May 2017

	May 17	Budget	\$ Over Budget	% of Budget	May 18	May 19	May 20
708 - Community Benefits	0.00	0.00	0.00	0.0%	0.00	0.00	0.00
<b>Total ADMINISTRATION</b>	<b>4,715.32</b>	<b>3,333.34</b>	<b>1,381.98</b>	<b>141.46%</b>	<b>4,715.32</b>	<b>4,715.32</b>	<b>4,715.32</b>
<b>OPERATIONS</b>							
INSURANCE PROPERTY	0.00	4,166.67	-4,166.67	0.0%	0.00	0.00	0.00
503 - INSURANCE							
503a - Medical, Life, Health, Etc.	683.26	0.00	683.26	100.0%	683.26	683.26	683.26
503c - Unemployment Compensation	67.14	0.00	67.14	100.0%	67.14	67.14	67.14
503 - INSURANCE - Other	0.00	5,083.33	-5,083.33	0.0%	0.00	0.00	0.00
<b>Total 503 - INSURANCE</b>	<b>750.40</b>	<b>5,083.33</b>	<b>-4,332.93</b>	<b>14.76%</b>	<b>750.40</b>	<b>750.40</b>	<b>750.40</b>
601 - FUEL/OIL/LUBE	7,177.50	3,333.33	3,844.17	215.33%	7,177.50	7,177.50	7,177.50
602 - REPAIR & MAINTENANCE							
602a - Vehicle Repairs	3,734.33	0.00	3,734.33	100.0%	3,734.33	3,734.33	3,734.33
602b - Equipment Repairs	0.00	0.00	0.00	0.0%	0.00	0.00	0.00
602c - Building Repairs & Maintenance	143.28	0.00	143.28	100.0%	143.28	143.28	143.28
602d - Home repairs	0.00	0.00	0.00	0.0%	0.00	0.00	0.00
602 - REPAIR & MAINTENANCE - Other	0.00	3,333.33	-3,333.33	0.0%	0.00	0.00	0.00
<b>Total 602 - REPAIR &amp; MAINTENANCE</b>	<b>3,877.61</b>	<b>3,333.33</b>	<b>544.28</b>	<b>116.33%</b>	<b>3,877.61</b>	<b>3,877.61</b>	<b>3,877.61</b>
604 - OTHER OPERATIONAL EXPENSES							
604a - EMS supplies	0.00	0.00	0.00	0.0%	0.00	0.00	0.00
604b - Station supplies	904.48	0.00	904.48	100.0%	904.48	904.48	904.48
604c - Chemicals	550.00	0.00	550.00	100.0%	550.00	550.00	550.00
604d - Turnout clothing	0.00	0.00	0.00	0.0%	0.00	0.00	0.00
604e - Uniform Clothing	235.52	0.00	235.52	100.0%	235.52	235.52	235.52
604f - Oxygen/air cylinder rental	252.09	0.00	252.09	100.0%	252.09	252.09	252.09
604h - Meals	1,191.28	0.00	1,191.28	100.0%	1,191.28	1,191.28	1,191.28
604i - Equipment Rental	0.00	0.00	0.00	0.0%	0.00	0.00	0.00
604 - OTHER OPERATIONAL EXPENSES - Other	0.00	2,333.33	-2,333.33	0.0%	0.00	0.00	0.00
<b>Total 604 - OTHER OPERATIONAL EXPENSES</b>	<b>3,133.37</b>	<b>2,333.33</b>	<b>800.04</b>	<b>134.29%</b>	<b>3,133.37</b>	<b>3,133.37</b>	<b>3,133.37</b>
605 - COMMUNICATIONS							
605a - Communications repairs	0.00	0.00	0.00	0.0%	0.00	0.00	0.00
605b - Communications equipment	0.00	0.00	0.00	0.0%	0.00	0.00	0.00
605 - COMMUNICATIONS - Other	0.00	250.00	-250.00	0.0%	0.00	0.00	0.00

**Ganado Fire District**  
**Profit & Loss Budget vs. Actual**  
May 2017

	May 17	Budget	\$ Over Budget	% of Budget	May 18	May 19	May 20
<b>Total 605 · COMMUNICATIONS</b>	0.00	250.00	-250.00	0.0%	0.00	0.00	0.00
<b>606 · MISC. OPERATIONAL EXPENSES</b>	0.00	0.00	0.00	0.0%	0.00	0.00	0.00
<b>608 · TRAINING EXPENSES</b>							
<b>608a · DVDs, ID Badges, etc.</b>	105.85				105.85	105.85	105.85
<b>608b · Travel per diem</b>	0.00	0.00	0.00	0.0%	0.00	0.00	0.00
<b>608c · Tuition</b>	4,324.00	0.00	4,324.00	100.0%	4,324.00	4,324.00	4,324.00
<b>608d · Misc. training expenses</b>	1,489.43	0.00	1,489.43	100.0%	1,489.43	1,489.43	1,489.43
<b>608e · Motels</b>	0.00	0.00	0.00	0.0%	0.00	0.00	0.00
<b>608 · TRAINING EXPENSES - Other</b>	0.00	166.67	-166.67	0.0%	0.00	0.00	0.00
<b>Total 608 · TRAINING EXPENSES</b>	5,919.28	166.67	5,752.61	3,551.5%	5,919.28	5,919.28	5,919.28
<b>609 · UTILITIES/PHONE</b>	11,745.05	4,166.67	7,578.38	281.88%	11,745.05	11,745.05	11,745.05
<b>Total OPERATIONS</b>	32,603.21	22,833.33	9,769.88	142.79%	32,603.21	32,603.21	32,603.21
<b>500 · PERSONNEL</b>							
<b>501 · SALARIES &amp; WAGES</b>							
<b>501a · CAREER PERSONNEL</b>							
<b>501a.1 · Fire Chief</b>	6,000.00	6,000.00	0.00	100.0%	6,000.00	6,000.00	6,000.00
<b>501a.2 · Administrator Personnel</b>							
<b>501a.2a · Administrative Assistant</b>	3,240.00	3,240.00	0.00	100.0%	3,240.00	3,240.00	3,240.00
<b>501a.2b · Office Clerk</b>	1,177.31	1,159.20	18.11	101.56%	1,177.31	1,177.31	1,177.31
<b>501a.2 · Administrator Personnel - Other</b>	0.00	0.00	0.00	0.0%	0.00	0.00	0.00
<b>Total 501a.2 · Administrator Personnel</b>	4,417.31	4,399.20	18.11	100.41%	4,417.31	4,417.31	4,417.31
<b>501a.3 · Ganado Personnel</b>							
<b>501a.3a · Lieutenant</b>	3,468.01	3,468.00	0.01	100.0%	3,468.01	3,468.01	3,468.01
<b>501a.3b · Firefighter/EMT</b>	1,544.00	2,316.00	-772.00	66.67%	1,544.00	1,544.00	1,544.00
<b>501a.3c · Part Time Volunteer</b>	2,770.44	1,153.80	1,616.64	240.11%	2,770.44	2,770.44	2,770.44
<b>501a.3 · Ganado Personnel - Other</b>	0.00	0.00	0.00	0.0%	0.00	0.00	0.00
<b>Total 501a.3 · Ganado Personnel</b>	7,782.45	6,937.80	844.65	112.18%	7,782.45	7,782.45	7,782.45
<b>501a.4 · Klagetoh Personnel</b>							
<b>501a.4a · Lieutenant</b>	3,324.00	3,324.00	0.00	100.0%	3,324.00	3,324.00	3,324.00
<b>501a.4 · Klagetoh Personnel - Other</b>	0.00	0.00	0.00	0.0%	0.00	0.00	0.00
<b>Total 501a.4 · Klagetoh Personnel</b>	3,324.00	3,324.00	0.00	100.0%	3,324.00	3,324.00	3,324.00
<b>501a.5 · Steamboat Personnel</b>							

**Ganado Fire District**  
**Profit & Loss Budget vs. Actual**  
May 2017

	May 17	Budget	\$ Over Budget	% of Budget	May 18	May 19	May 20
501a.5a · Lieutenant	3,276.00	3,276.00	0.00	100.0%	3,276.00	3,276.00	3,276.00
501a.5 · Steamboat Personnel - Other	0.00	0.00	0.00	0.0%	0.00	0.00	0.00
<b>Total 501a.5 · Steamboat Personnel</b>	<b>3,276.00</b>	<b>3,276.00</b>	<b>0.00</b>	<b>100.0%</b>	<b>3,276.00</b>	<b>3,276.00</b>	<b>3,276.00</b>
<b>501a.6 · Dispatch Personnel</b>							
501a.6a · Dispatch Supervisor	3,204.01	3,204.00	0.01	100.0%	3,204.01	3,204.01	3,204.01
501a.6b · Dispatcher #1	0.00	2,486.40	-2,486.40	0.0%	0.00	0.00	0.00
501a.6c · Dispatcher #2	0.00	2,280.00	-2,280.00	0.0%	0.00	0.00	0.00
501a.6d · Dispatcher #3	0.00	2,280.00	-2,280.00	0.0%	0.00	0.00	0.00
501a.6e · Part Time Dispatcher	1,157.53	1,153.80	3.73	100.32%	1,157.53	1,157.53	1,157.53
501a.6 · Dispatch Personnel - Other	7,147.36	0.00	7,147.36	100.0%	7,147.36	7,147.36	7,147.36
<b>Total 501a.6 · Dispatch Personnel</b>	<b>11,508.90</b>	<b>11,404.20</b>	<b>104.70</b>	<b>100.92%</b>	<b>11,508.90</b>	<b>11,508.90</b>	<b>11,508.90</b>
501a.7 · Overtime/Expense	0.00				0.00	0.00	0.00
<b>Total 501a · CAREER PERSONNEL</b>	<b>36,308.66</b>	<b>35,341.20</b>	<b>967.46</b>	<b>102.74%</b>	<b>36,308.66</b>	<b>36,308.66</b>	<b>36,308.66</b>
<b>501c · PART-TIME WAGES</b>							
501c.1 · Part Time Dispatcher's wages	0.00	901.63	-901.63	0.0%	0.00	0.00	0.00
501c.2 · Part Time Volunteer wages	0.00	1,925.96	-1,925.96	0.0%	0.00	0.00	0.00
501c.4 · Overtime compensation	166.10	0.00	166.10	100.0%	166.10	166.10	166.10
<b>Total 501c · PART-TIME WAGES</b>	<b>166.10</b>	<b>2,827.59</b>	<b>-2,661.49</b>	<b>5.87%</b>	<b>166.10</b>	<b>166.10</b>	<b>166.10</b>
<b>Total 501 · SALARIES &amp; WAGES</b>	<b>36,474.76</b>	<b>38,168.79</b>	<b>-1,694.03</b>	<b>95.56%</b>	<b>36,474.76</b>	<b>36,474.76</b>	<b>36,474.76</b>
<b>502 · EMPLOYEE BENEFITS</b>							
Retirement	0.00	0.00	0.00	0.0%	0.00	0.00	0.00
502a · FICA	4,018.07	425.00	3,593.07	945.43%	4,018.07	4,018.07	4,018.07
502b · Annual Benefits	0.00	3,719.32	-3,719.32	0.0%	0.00	0.00	0.00
<b>Total 502 · EMPLOYEE BENEFITS</b>	<b>4,018.07</b>	<b>4,144.32</b>	<b>-126.25</b>	<b>96.95%</b>	<b>4,018.07</b>	<b>4,018.07</b>	<b>4,018.07</b>
<b>504 · 457 DEFERRED COMPENSATION</b>	<b>0.00</b>	<b>0.00</b>	<b>0.00</b>	<b>0.0%</b>	<b>0.00</b>	<b>0.00</b>	<b>0.00</b>
<b>Total 500 · PERSONNEL</b>	<b>40,492.83</b>	<b>42,313.11</b>	<b>-1,820.28</b>	<b>95.7%</b>	<b>40,492.83</b>	<b>40,492.83</b>	<b>40,492.83</b>
<b>800 · CAPITAL</b>							
<b>Station Remodel Ganado</b>							
SMALL TOOLS & EQUIPMENT	0.00	0.00	0.00	0.0%	0.00	0.00	0.00
802 · IMPROVEMENTS	0.00	0.00	0.00	0.0%	0.00	0.00	0.00
804 · MACHINERY & EQUIPMENT	0.00	0.00	0.00	0.0%	0.00	0.00	0.00
<b>Total Station Remodel Ganado</b>	<b>0.00</b>	<b>0.00</b>	<b>0.00</b>	<b>0.0%</b>	<b>0.00</b>	<b>0.00</b>	<b>0.00</b>

**Ganado Fire District**  
**Profit & Loss Budget vs. Actual**  
 May 2017

	<b>May 17</b>	<b>Budget</b>	<b>\$ Over Budget</b>	<b>% of Budget</b>	<b>May 18</b>	<b>May 19</b>	<b>May 20</b>
800 - CAPITAL - Other	0.00	0.00	0.00	0.0%	0.00	0.00	0.00
Total 800 - CAPITAL	0.00	0.00	0.00	0.0%	0.00	0.00	0.00
Total Expense	77,811.36	68,479.78	9,331.58	113.63%	77,811.36	77,811.36	77,811.36
Net Ordinary Income	145,986.12	44,008.47	101,977.65	331.72%	145,986.12	145,986.12	145,986.12
Net Income	<b>145,986.12</b>	<b>44,008.47</b>	<b>101,977.65</b>	<b>331.72%</b>	<b>145,986.12</b>	<b>145,986.12</b>	<b>145,986.12</b>

# DATE AND TIME OF NEXT MEETING



# July 2017

July 2017							August 2017						
Su	Mo	Tu	We	Th	Fr	Sa	Su	Mo	Tu	We	Th	Fr	Sa
						1			1	2	3	4	5
2	3	4	5	6	7	8	6	7	8	9	10	11	12
9	10	11	12	13	14	15	13	14	15	16	17	18	19
16	17	18	19	20	21	22	20	21	22	23	24	25	26
23	24	25	26	27	28	29	27	28	29	30	31		
30	31												

SUNDAY	MONDAY	TUESDAY	WEDNESDAY	THURSDAY	FRIDAY	SATURDAY
Jun 25	26	27	28	29	30	Jul 1 9:00am FF I/II Class (Holbrook, AZ)
2	3 9:00am AHSI CPR/1st Aid Training (Stn1) 7:00pm FF I/II Class (Holbrook, AZ)	4 GFD HOLIDAY (Independence Day) (Ganado Fire District)	5 7:00pm FF I/II Class (Holbrook, AZ)	6	7 7:00pm FF I/II & HAZMAT Class (NATC, Taylor, AZ)	8 9:00am FF I/II Class (Holbrook, AZ)
9	10 9:00am Fire Safety/Extinguisher 7:00pm FF I/II Class (Holbrook, AZ)	11-14 2017 AFCA/AFDA Joint Leadership Summer Conference (July 11-14,2017) (Renaissance Glendate Hotel & Spa, Glendale, AZ)			14 7:00pm FF I/II & HAZMAT Class (NATC, Taylor, AZ)	15 9:00am FF I/II Class (Holbrook, AZ)
16	17 7:00pm FF I/II Class (Holbrook, AZ)	18 6:00pm Regular Governing Board Meeting (Station One Training Room)	19 7:00pm FF I/II Class (Holbrook, AZ)	20	21	22 9:00am FF I/II Class (Holbrook, AZ)
23	24 7:00pm FF I/II Class (Holbrook, AZ)	25	26 7:00pm FF I/II Class (Holbrook, AZ)	27	28	29 9:00am FF I/II Class (Holbrook, AZ)
30	31 7:00pm FF I/II Class (Holbrook, AZ)	Aug 1	2	3	4	5



# August 2017

August 2017							September 2017						
Su	Mo	Tu	We	Th	Fr	Sa	Su	Mo	Tu	We	Th	Fr	Sa
		1	2	3	4	5						1	2
6	7	8	9	10	11	12	3	4	5	6	7	8	9
13	14	15	16	17	18	19	10	11	12	13	14	15	16
20	21	22	23	24	25	26	17	18	19	20	21	22	23
27	28	29	30	31			24	25	26	27	28	29	30

SUNDAY	MONDAY	TUESDAY	WEDNESDAY	THURSDAY	FRIDAY	SATURDAY
Jul 30	31	Aug 1	2 7:00pm FF I/II Class (Holbrook, AZ)	3	4	5 9:00am FF I/II Class (Holbrook, AZ)
6	7 9:00am AHSI CPR/1st Aid Training (Stn1 Training Room)	8	9	10	11	12
13	14 9:00am Fire Safety/Extinguisher Training (Stn1 - Training Room)	15	16 6:00pm Regular Governing Board Meeting (Station One Training Room)	17	18	19
20	21	22	23	24	25	26
27	28	29	30	31	Sep 1	2

# BENEDICTION



# ADJOURNMENT

