

GANADO FIRE DISTRICT
REGULAR FIRE BOARD
MEETING



NOVEMBER 30, 2016
LOCATION: GANADO
FIRE STATION 1



GANADO FIRE DISTRICT

P.O. BOX 718 GANADO, ARIZONA 86505 (928) 755-3424
FAX: (928) 755-6330

ESTABLISHED 1982

PUBLIC NOTICE OF REGULAR MEETINGS GANADO FIRE DISTRICT GOVERNING BOARD

PLEASE TAKE NOTICE THAT the **Governing Board of Ganado Fire District**, pursuant to **A.R.S. 38-431.09**, hereby gives notice that it will hold its regular meeting on the following dates, at the following time and place:

DATE: November 30, 2016
PLACE: Ganado Fire Station
TIME: 6:00 P.M. MST

Copies of agendas for regular and special meetings and executive sessions may be obtained at:
Ganado Fire District, Station One, Ganado, Arizona 86505

The respective agenda will be available to the public at such location not less than 24 hours prior to a meeting, unless the meeting covers an emergency as provided in **A.R.S. 38-431.02**.

Executive sessions may be held by the Governing Board Meeting as provided in **A.R.S. 38-431.03**. Notice of executive sessions will also be posted at the posting place 24 hours prior to meeting unless the meeting covers an emergency as provided in **A.R.S. 38-431.02**.

The Governing Board reserves the right to hold special meetings at times and places other than mentioned above. Notice of the time and place of any special meeting will be posted at the posting place as provided in **A.R.S. 38-431.02**.

DATED this 30th day of November, 2016
NAME OF DISTRICT: Ganado Fire District
BY: Dewayne Woodie, Fire Chief

CALL MEETING TO ORDER



ROLL CALL

MS. LELA SANGSER - BOARD CHAIRPERSON

MR. JEREMY CURTIS - BOARD CLERK

MS. LAVERNE JOE - BOARD MEMBER

MR. JOEY APACHEE - BOARD MEMBER



THE PLEDGE OF ALLEGIANCE



*"I pledge allegiance to the flag
of the United States of America,
and to the republic for which it stands,
one nation, indivisible, with liberty
and justice for all."*

APPROVAL OF
AGENDA





ESTABLISHED 1982

GANADO FIRE DISTRICT

P.O. BOX 718

GANADO, ARIZONA 86505

(928) 755-3424

FAX: (928) 755-6330

NOTICE OF PUBLIC MEETING OF THE BOARD OF DIRECTORS

PURSUANT TO A.R.S. 38-431.02 NOTICE IS GIVEN TO THE BOARD OF DIRECTORS OF THE GANADO FIRE DISTRICT BOARD AND TO THE GENERAL PUBLIC THAT THE BOARD WILL HOLD A MEETING OPEN TO THE PUBLIC ON **NOVEMBER 30, 2016**, BEGINNING AT **18:00 P.M. MST** AT THE **GANADO FIRE STATION, GANADO, ARIZONA**. *THE BOARD OF DIRECTORS MAY VOTE TO DISCUSS THIS MATTER IN EXECUTIVE SESSION PURSUANT TO A.R.S. 38-431-03. THE NAME OF THE INDIVIDUALS INVOLVED MAY BE OBTAINED FROM THE FIRE CHIEF'S OFFICE.

AGENDA

1. **CALL TO ORDER**
2. **ROLL CALL**
3. **PLEDGE OF ALLEGIANCE**
4. **APPROVAL OF AGENDA**
5. **APPROVAL OF PREVIOUS MEETING MINUTES**
 - A. Review, discuss and possible action to approve the meeting minutes of Regular Board Meeting on October 26, 2016.
6. **REPORTS**
 - A. Review, discuss and possible action to approve October 2016 Fire Chief District Report.
 - B. Review, discuss and possible action to approve October 2016 District Budget Report.
7. **NEW BUSINESS**
 - A. Review, discuss and possible action to approve possible attendance to the AFDA 2017 Winter Conference in Laughlin, NV (January 12-14, 2017).
8. **CALL TO THE PUBLIC:** Consideration of concerns and comments from the public. Those wishing to address the Board are required to fill out a Request to Address the Board Form and Sign the Attendance Sign-In Sheet. Members of the Board may not discuss items that are not on the agenda. Therefore, action taken as a result of public comment will be limited to directing staff to study the matter or to scheduling the matter for further consideration and decision at a later date.
9. **DATE AND TIME OF NEXT MEETING:**
 - A. Review and discuss next Regular Board Meeting
10. **BENEDICTION**
11. **ADJOURNMENT**

APPROVAL OF
PREVIOUS
MEETING MINUTES



BOARD
meeting
minutes



GANADO FIRE DISTRICT

P.O. Box 718

GANADO, ARIZONA 86505

(928) 755-3424
FAX (928) 755-6330

BOARD OF DIRECTORS REGULAR BUSINESS MEETING FOR SEPTEMBER 2016 OCTOBER 26, 2016

The Board Meeting of Ganado Fire District was **CALLED TO ORDER** at 18:20 P.M. M.D.T. by Ms. Lela Sangster.

ROLL CALL called by Mr. Marcarlo Roanhorse, Mr. Roanhorse affirmed a quorum was present.

MEMBERS PRESENT:

Ms. Lela Sangster, Fire Board Chairperson
Mr. Jeremy Curtis, Fire Board Clerk
Mr. Joey Apachee, Fire Board Member

MEMBERS ABSENT:

Ms. LaVerne Joe, Fire Board Member

The **PLEDGE OF ALLEGIANCE** was given by Fire Chief Dewayne Woodie.

Ms. Lela Sangster acknowledged Ms. LaVerne Joe's presents at 18:22 P.M. M.D.T.

APPROVAL OF AGENDA:

- Mr. Jeremy Curtis motioned to approve the agenda and was second by Mr. Joey Apachee. Motion was carried for approval with 4 in favor 0 opposing and 0 Abstain.

APPROVAL OF MINUTES:

- Mr. Jeremy Curtis motioned for approval of previous regular board meeting minutes (September 29, 2016) and was second by Mr. Joey Apachee. Motion was carried for approval with 4 in favor 0 opposing and 0 Abstain.

REPORTS:

- Mr. Jeremy Curtis motioned for a highlighted report on items 6.a & 6.b (September 2016 Fire Chief Report and September 2016 District Budget report) and was second by Ms. LaVerne Joe.
 - Fire Chief Dewayne Woodie presented his written Fire Chief's report and gave a highlighted verbal report.
 - Administrative Assistant Mr. Marcarlo Roanhorse presented the September 2016 District Budget report and gave a highlighted verbal report.
 - Mr. Roanhorse addressed the Board Members question about two debited amounts of \$18,000.00 to Green Tree. \$18,000.00 was approved last fiscal year to purchase the double wide mobile home in trailer lot #1 at Ganado Fire Station compound; mobile home was given to Ganado Fire District by the late Verne Tracy's children. The \$18,000.00 was finally taken out this year. The county made a mistake and credited the account \$18,000.00 to Ganado Fire District. This Fiscal Year they had to make the correction by making two debit entries of \$18,000.00. The county is taking fault for this inconvenience. Ganado Fire District and Apache

County Treasurer Marleita Begay (and her team) are working closely to get the Fire District out of the red. No further questions were asked by the board.

- Mr. Jeremy Curtis motioned to approve items 6.a & 6.b (September 2016 Fire Chief Report and September 2016 District Budget report) and was second by Mr. Joey Apachee. Motion was carried for approval with 4 in favor 0 opposing and 0 Abstain.

CALL TO THE PUBLIC:

- None

DATE AND TIME OF NEXT MEETING:

- November 16, 2016 at 6:00 P.M. M.S.T at Ganado Fire Station 1.

BENEDICTION given by Mr. Jeremy Curtis.

Mr. Jeremy Curtis motioned for **ADJOURNMENT** at 18:50 P.M. M.S.T and second by Ms. LaVerne Joe. The motion was carried with 4 in favor 0 opposed and 0 abstain. Regular Fire Board meeting is adjourn at 18:50 P.M. M.S.T by Ms. Lela Sangster.

Ms. Lela Sangster, Fire Board Chairperson

Mr. Jeremy Curtis, Fire Board Clerk

Ms. LaVerne Joe, Fire Board Member

Mr. Joey Apachee, Fire Board Member

REPORTS



GANADO FIRE DISTRICT
FIRE CHIEF REPORT



PRESENTED BY FIRE
CHIEF DEWAYNE
WOODIE



GANADO FIRE DISTRICT

P.O. BOX 718

GANADO, ARIZONA

(928) 755-3424

FAX: (520) 755-6330

Fire Chief Monthly Report November 2016

[For the month of October 2016]

REPORT SUMMARY

A. PERSONNEL

1. Members (*Exhibit A*):

DEP'T	CAREER	PART-TIME	VOLUNTEER	CALL VOLUME	IN-HOUSE TRAINING HOURS	OUTSIDE TRAINING HOURS	PERSONNEL
ADMIN	X			9	1/2	0	Dewayne Woodie, Fire Chief/EMT
	X			NA	NA	0	Marcarlo Roanhorse, Administrator Assistant
		X		NA	0	0	Chantel Cook, Clerk
DISPATCH	X			0	0	0	Shirlene Attson, Communication Supervisor/EMT
	X			0	0	0	Jennifer Yazzie, Dispatcher
	X			0	0	0	Harriett Begay, Dispatcher
	X			0	0	0	Jon-Mykal Tsinajinnie, Dispatcher
		X		0	0	0	Christine Watchman, Relief Dispatcher
		X		0	0	0	Shermayne Stash, Relief Dispatcher
OPERATION	X			18	0/1	0	Lennix Peshlakai, Fire/EMS Lieutenant/EMT
	X			35	1/1	0	Evander Leonard, Fire Lieutenant/EMT
	X			15	1/1	0	Jeremy Begay, Fire Lieutenant/EMT
			X	13	1/1	0	Alfred John, Fire Engineer
			X	1	0/1	0	Celeste Cardy, Firefighter II/EMT
	X			38	1/1	0	Johnavan Wagoner, Firefighter II
			X	20	1/1	0	Rory James, Firefighter II
			X	13	1/1	0	Marcarlo Roanhorse, Firefighter I/EMT
			X	36	0/1	0	Lionel Tsinajinnie, Firefighter I
			X	25	1/1	0	Latasha Lee, Firefighter Trainee
			X	10	0/1	0	Jon-Mykal Tsinajinnie, Firefighter Trainee
			X	0	0/1	0	Austin R. Mooney, Firefighter Trainee
			X	5	0/1	0	Romero Hubbard, Firefighter Trainee
			X	0	0/1	0	Lionel Bia, Firefighter Trainee
			X	R	R	R	Corey Attson, Firefighter Trainee
		X	4	1/1	0	Chantel Cook, Recruit	

R = Reserve

M = Medical Leave

RC = Recruit

A. PERSONNEL (continuation):

- a. Ms. Chantel Cook is still in process of completing her recruitment position. When completed she will be recommended for the position of Volunteer Firefighter Trainee (VFFT).

B. INCIDENTS (Non-Urgent and Urgent):

1. Fire/EMS incidents - 137 incidents (*Exhibit B*)
 - a. A breakdown of Monthly Incidents is on *Exhibit C*
2. Navajo Nation Law Enforcement incidents – 87 incidents (*Exhibit B*)

C. ACCOMPLISHMENTS:

1. FIRE DISTRICT

- a. October 10-14, 2016: Community Presentation regarding the “2016 National Fire Prevention Week (October 9-15, 2015).
- b. October 26, 2016 at 6:00pm: The Ganado Fire Board had it Regular Governing Board Meeting at the Ganado Fire Station Training Room.

2. COMMUNITY

- a. October 3, 2016 [9am-4pm]: AHSI Adult/Child/Infant CPR and First Aid Training for the community held at the Ganado Fire Station Training Room.
- b. October 5, 2016 [6pm-8pm]: Two hours Fire Prevention Presentation at Greasewood Spring Community School Dormitory for the students and Staff members.
- c. October 10, 2016 [9pm-1pm]: Fire Safety and Extinguisher Training for the community held at the Ganado Fire Station Training Room.
- d. October 10-14, 2016: Presentation at the following locations for the “2016 National Fire Prevention Week”:
 1. Ganado Unified School District – Pre-K through 5th grade
 2. Navajo Nation Ganado Headstart
 3. Kinlichee Community School – K through 8th grade
 4. Nazlini Community School – K through 6th grade
 5. Greasewood Spring Community School – K through 8th grade
 6. Wide Ruins Community School – K through 8th grade
 7. Open House at Station One on October 14th from 11am to 6pm.
- e. October 20, 2016 [9am-2pm]: The Ganado Fire District participated in the Ganado Unified School District “Annual National Bus Safety Week” (October 16-22, 2016) hosted by the Transportation Department.

D. MAINTENANCE

1. Ganado Fire Station - Lt. Peshlakai is the custodian for Station 1.
 - a. All apparatus are in-services.
2. Steamboat Fire Station - Lt. Jeremy Begay is the custodian for Station 2.
 - a. All apparatus are in-services.
3. Klagetoh Fire Station - Lt. Leonard is the custodian for Station 3.
 - a. All apparatus are in-services.

E. TRAINING for FIRE, EMS, and DISPATCH

1. October 4, 2016 [6:00pm-8:00pm]: In-House Training at Station One on
 - a. Inventory of each Personnel Personal Protective Equipment (PPE)
 - b. Self-Defensive regarding combative patients and/or people on incident scene.

F. ANNOUNCEMENTS (Community Training/Presentation and Notification):

1. December 4, 2016 [9am-4pm]: AHSI Adult/Child/Infant CPR and First Aid Training at the Ganado Fire Station Training Room for Medicare Trans Company Personnel. Any questions regarding the training call (928)755-3424.
2. December 5, 2016 [9am-4pm]: AHSI Adult/Child/Infant CPR and First Aid Training at the Ganado Fire Station Training Room. Any questions regarding the training call (928)755-3424.
3. December 9, 2016 [10am-1pm]: "*Western Navajo/Hopi Trauma Quarterly Conference*" at the Hope Health Care Center Main Conference Room in Polacca, Arizona.
4. December 12, 2016 [9am-1pm]: Fire Safety and Extinguisher Training at the Ganado Fire Station – Training Room. If any questions regarding the training call (928)755-3424.
5. December 13, 2016 [10am-12pm]: Two hours Presentation on "*Community Awareness on Fire Prevention*" at the Cornfields Chapter House, Cornfields, Arizona.
6. December 17, 2016 [1pm-5pm]: The Fire District will be hosting its Annual Christmas Dinner at the Ganado Chapter House for all personnel and their family members.

EXHIBIT A

2016 Personnel Run Tally

Personnel		Jan	Feb	Mar	Apr	May	Jun	Jul	Aug	Sept	Oct	Nov	Dec	YTD
Attson, Corey	0069	0	1	0	0	0	0	0	0	0	0			1
Begay, Jeremy	0052	22	9	20	7	27	19	28	20	19	15			186
Bia, Lionel	0096	5	5	0	2	0	0	0	0	0	0			12
Cardy, Celeste	0080	15	12	8	11	11	6	3	5	4	1			76
Cook, Chantel	0095	0	6	4	10	3	2	3	1	5	4			38
James, Rory	0088	13	11	11	21	25	13	29	11	31	20			185
John, Alfred	0033	14	25	16	4	0	0	1	0	6	13			79
Johnson, Larrick	0042	R	E	S	I	G	N	J	A	N	U	A	R	0
Lee, Latasha	0093	10	5	0	3	25	22	20	21	18	25			149
Leonard, Evander	0054	32	37	21	37	28	34	31	42	25	35			322
Lewis, Cameron	0062	0	0	1	R	E	S	I	G	N	A	P	R	1
Mooney, Austin	0094	6	50	29	30	9	25	7	0	0	0			156
Peshlakai, Lennix	0048	31	20	17	25	18	12	48	20	30	18			239
Roanhorse, Macarlo	0078	15	31	14	21	12	16	11	8	13	13			154
Slim, Patrick	0082	0	0	R	E	S	I	G	N	M	A	R	C	0
Tsinajinnie, Jalen	0099	0	1	1	0	0	0	0	0	0	0			2
Tsinajinnie, Jon-Mykal	0085	6	5	8	4	1	3	2	5	5	10			49
Tsinajinnie, Lionel	0086	27	10	19	21	41	32	48	21	18	36			273
Wagoner, Johnavan	0066	30	24	37	26	39	25	43	33	25	38			320
Woodie, Dewayne	0036	6	4	5	3	10	10	16	10	7	9			80
Hubbard, Romero	0103	-	-	20	21	43	28	26	35	30	5			208
														0
														0
Communications														0
Attson, Shirlene	0002	0	1	4	5	1	0	0	0	2	0			13
Yazzie, Jennifer	0068	0	1	5	5	0	0	3	0	1	0			15
Begay, Harriet	0101	0	1	2	3	0	0	0	0	0	0			6
Tsinajinnie, JonMykal	0085	0	0	0	0	0	0	0	0	0	0			0
Stash, Shermayne	0102	0	1	2	0	0	1	0	0	0	0			4
Watchman, Christine	0074	0	0	0	0	0	0	0	0	0	0			0
Total for the Month		232	260	244	259	293	248	319	232	239	242	0	0	2568
Top for the Month		32	50	37	37	43	34	48	42	31	38	322	0	322

EXHIBIT B

Ganado Fire District Monthly Statistics

Year	Jan	Feb	Mar	Apr	May	Jun	Jul	Aug	Sept	Oct	Nov	Dec	YTD
2016	149	134	113	145	164	143	163	145	139	137			1432

Navajo Nation Police Monthly Statistics

Year	Jan	Feb	Mar	Apr	May	Jun	Jul	Aug	Sept	Oct	Nov	Dec	YTD
2016	107	101	79	101	110	79	96	100	79	87			939

Fire Safety and Extinguisher Training Statistics

Year	Jan	Feb	Mar	Apr	May	Jun	Jul	Aug	Sep	Oct	Nov	Dec	YTD
2016	18	15	16	31	17	24	15	58	34	21			249

American Heart Association Heartsaver First Aid And CPR Training

Year	Jan	Feb	Mar	Apr	May	Jun	Jul	Aug	Sept	Oct	Nov	Dec	YTD
2016	20	13	26	89	12	40	94	21	11	16			342

2016 American Heart Association Heartsaver First Aid And CPR Community Training

	Jan	Feb	Mar	Apr	May	Jun	Jul	Aug	Sept	Oct	Nov	Dec	Total
CPR&FA	20	12	23	89	12	40	93	21	11	15			336
First Aid	0	0	1	0	0	0	0	0	0	1			2
CPR	0	1	2	0	0	0	1	0	0	0			4
BLS HCP	0	0	0	0	0	0	0	0	0	0			0
Totals	20	13	26	89	12	40	94	21	11	16	0	0	342

EXHIBIT C

2016 Monthly Statistic Run Count

Call Description	Jan	Feb	Mar	Apr	May	Jun	Jul	Aug	Sept	Oct	Nov	Dec	YTD
Animal Rescue	0	0	0	4	13	13	16	8	2	2			58
EMS, Medical Assistance	18	24	13	19	34	21	26	20	20	15			210
EMS, Medical Assistance Other	18	11	12	17	8	12	7	12	7	18			122
EMS, MVA Pedestrian	0	0	0	0	0	0	0	0	0	0			0
EMS, MVA w/Animal	0	0	0	0	0	0	0	0	0	0			0
EMS, MVA w/Death	1	0	0	0	0	0	0	1	0	0			2
EMS, MVA w/Injuries	8	2	4	3	7	6	7	12	12	4			65
EMS, MVA w/o Injuries	7	7	2	8	4	8	12	6	13	13			80
EMS, Standby	3	3	1	7	8	3	6	4	7	5			47
Escort	1	3	1	0	1	2	0	2	0	3			13
Fire Safety & Extinguisher Training	2	1	0	3	1	1	1	3	2	0			14
Fire, Alarm Activated	1	1	1	1	2	1	3	0	0	2			12
Fire, Commerical	0	1	1	0	1	0	0	0	0	0			3
Fire, In - House Training	1	1	2	1	1	1	1	3	1	3			15
Fire, Rubbish	0	0	3	5	3	0	2	3	1	1			18
Fire, Smoke Ordor	0	0	1	0	0	0	0	0	1	0			2
Fire, Smoke Showing	1	0	3	2	1	5	3	3	0	3			21
Fire, Structure - Residential	1	1	3	1	0	2	1	0	0	1			10
Fire, Vehicle	0	0	0	0	0	0	2	0	0	0			2
Fire, Wildland	0	1	5	1	0	7	8	1	2	0			25
First Aid & CPR Training	2	1	1	5	1	3	4	1	2	1			21
Gas Emergency	0	0	0	0	0	0	1	0	2	0			3
Inspections	0	0	0	0	1	0	1	0	0	0			2
Intergovernmental Meeting	0	0	0	0	0	0	0	0	2	0			2
Message Delivery	0	0	0	0	0	0	1	1	0	0			2
Motorist Assistance	42	27	12	11	13	9	7	14	17	13			165
Mutual Aid	6	7	6	1	5	17	7	8	7	3			67
Other	10	14	19	19	25	12	18	17	14	14			162
Presentations	0	0	1	3	0	0	5	0	0	10			19
Relay	2	0	0	0	1	0	1	1	0	0			5
Search & Rescue	6	2	0	0	1	0	2	0	0	3			14
Traffic Control	2	0	1	1	0	0	0	0	4	2			10
Training Travel	1	0	0	1	0	0	0	0	2	0			4
Vehicle Lockout	13	19	18	28	28	13	14	15	16	15			179
Welfare Check	3	8	3	4	5	7	7	10	5	6			58
Totals for the Month	149	134	113	145	164	143	163	145	139	137	0	0	1432

GANADO FIRE DISTRICT DISTRICT BUDGET REPORT



PRESENTED BY FIRE
ADMINISTRATIVE ASSISTANT
MARCARLO ROANHORSE

Ganado Fire District
Profit & Loss
 October 2016

Oct 16

Ordinary Income/Expense	
Income	
MISCELLANEOUS	
Miscellaneous	60.00
Rent	345.00
Training Classes	5,026.20
Total MISCELLANEOUS	5,431.20
TAXES	
Property Tax Revenue	179,018.02
Total TAXES	179,018.02
Total Income	184,449.22
Gross Profit	184,449.22
Expense	
ADMINISTRATION	
701 · OFFICE EXPENSES	
6560 · Payroll Expenses	394.00
701a · Office supplies	2,215.56
701c · Business telephone	499.84
701d · Postage	47.00
701f · Publishing & advertisement	15.90
Total 701 · OFFICE EXPENSES	3,172.30
702 · PROFESSIONAL SERVICES	
702a · Fire Board Misc Expense	208.14
Total 702 · PROFESSIONAL SERVICES	208.14
Total ADMINISTRATION	3,380.44
OPERATIONS	
503 · INSURANCE	
503a · Medical, Life, Health, Etc.	12,056.01
503c · Unemployment Compensation	16.39
Total 503 · INSURANCE	12,072.40
601 · FUEL/OIL/LUBE	1,696.83
602 · REPAIR & MAINTENANCE	
602a · Vehicle Repairs	8,422.39
602b · Equipment Repairs	964.90
602d · Home repairs	12.13
602 · REPAIR & MAINTENANCE - Other	142.29
Total 602 · REPAIR & MAINTENANCE	9,541.71
604 · OTHER OPERATIONAL EXPENSES	
604b · Station supplies	408.07
604c · Chemicals	134.40
604f · Oxygen/air cylinder rental	84.79
604h · Meals	490.74
Total 604 · OTHER OPERATIONAL EXPENSES	1,118.00
609 · UTILITIES/PHONE	401.14
Total OPERATIONS	24,830.08
500 · PERSONNEL	
501 · SALARIES & WAGES	
501a · CAREER PERSONNEL	
501a.1 · Fire Chief	4,001.50
501a.2 · Administrator Personnel	
501a.2a · Administrative Assistant	1,991.26

Ganado Fire District
Profit & Loss
October 2016

	Oct 16
501a.2b · Office Clerk	704.38
Total 501a.2 · Administrator Personnel	2,695.64
501a.3 · Ganado Personnel	
501a.3a · Lieutenant	2,312.00
501a.3b · Firefighter/EMT	1,544.00
501a.3c · Part Time Volunteer	1,554.40
Total 501a.3 · Ganado Personnel	5,410.40
501a.4 · Klagetoh Personnel	
501a.4a · Lieutenant	2,216.01
Total 501a.4 · Klagetoh Personnel	2,216.01
501a.5 · Steamboat Personnel	
501a.5a · Lieutenant	2,184.00
Total 501a.5 · Steamboat Personnel	2,184.00
501a.6 · Dispatch Personnel	
501a.6a · Dispatch Supervisor	2,136.00
501a.6e · Part Time Dispatcher	856.60
501a.6 · Dispatch Personnel - Other	4,758.69
Total 501a.6 · Dispatch Personnel	7,751.29
501a.7 · Overtime/Expense	0.00
Total 501a · CAREER PERSONNEL	24,258.84
501c · PART-TIME WAGES	
501c.4 · Overtime compensation	0.00
Total 501c · PART-TIME WAGES	0.00
Total 501 · SALARIES & WAGES	24,258.84
502 · EMPLOYEE BENEFITS	
502a · FICA	2,060.72
502b · Annual Benefits	918.76
Total 502 · EMPLOYEE BENEFITS	2,979.48
Total 500 · PERSONNEL	27,238.32
Total Expense	55,448.84
Net Ordinary Income	129,000.38
Net Income	129,000.38

Ganado Fire District
Profit & Loss Budget vs. Actual

October 2016

	Oct 16	Budget	\$ Over Budget	% of Budget
Ordinary Income/Expense				
Income				
INVESTMENT INCOME				
Interest Revenue	0.00	0.00	0.00	0.0%
Total INVESTMENT INCOME	0.00	0.00	0.00	0.0%
MISCELLANEOUS				
Miscellaneous	60.00	0.00	60.00	100.0%
Rent	345.00	0.00	345.00	100.0%
Training Classes	5,026.20	0.00	5,026.20	100.0%
Total MISCELLANEOUS	5,431.20	0.00	5,431.20	100.0%
TAXES				
FDAT	0.00	0.00	0.00	0.0%
Property Tax Revenue	179,018.02	51,154.75	127,863.27	350.0%
Total TAXES	179,018.02	51,154.75	127,863.27	350.0%
Total Income	184,449.22	51,154.75	133,294.47	360.6%
Gross Profit	184,449.22	51,154.75	133,294.47	360.6%
Expense				
ADMINISTRATION				
701 - OFFICE EXPENSES				
6560 - Payroll Expenses	394.00	0.00	394.00	100.0%
701a - Office supplies	2,215.56	0.00	2,215.56	100.0%
701b - Emergency telephone	0.00	0.00	0.00	0.0%
701c - Business telephone	499.84	0.00	499.84	100.0%
701d - Postage	47.00	0.00	47.00	100.0%
701e - Printing and binding	0.00	0.00	0.00	0.0%
701f - Publishing & advertisement	15.90	0.00	15.90	100.0%
701g - Administrative travel, dues	0.00	0.00	0.00	0.0%
701h - Fire prevention	0.00	0.00	0.00	0.0%
701i - Misc. expenses	0.00	0.00	0.00	0.0%
701 - OFFICE EXPENSES - Other	0.00	1,666.67	-1,666.67	0.0%
Total 701 - OFFICE EXPENSES	3,172.30	1,666.67	1,505.63	190.3%
702 - PROFESSIONAL SERVICES				
702a - Fire Board Misc Expense	208.14	0.00	208.14	100.0%
702b - Audit and Accounting	0.00	0.00	0.00	0.0%
702g - Professional Services - Misc	0.00	0.00	0.00	0.0%
702 - PROFESSIONAL SERVICES - Other	0.00	1,666.67	-1,666.67	0.0%
Total 702 - PROFESSIONAL SERVICES	208.14	1,666.67	-1,458.53	12.5%
706 - REPAIRS & MAINTENANCE	0.00	0.00	0.00	0.0%
708 - Community Benefits	0.00	0.00	0.00	0.0%
Total ADMINISTRATION	3,380.44	3,333.34	47.10	101.4%
OPERATIONS				
INSURANCE PROPERTY				
0.00		4,166.67	-4,166.67	0.0%
503 - INSURANCE				
503a - Medical, Life, Health, Etc.	12,056.01	0.00	12,056.01	100.0%
503c - Unemployment Compensation	16.39	0.00	16.39	100.0%
503 - INSURANCE - Other	0.00	5,083.33	-5,083.33	0.0%
Total 503 - INSURANCE	12,072.40	5,083.33	6,989.07	237.5%
601 - FUEL/OIL/LUBE				
1,696.83		3,333.33	-1,636.50	50.9%
602 - REPAIR & MAINTENANCE				
602a - Vehicle Repairs	8,422.39	0.00	8,422.39	100.0%
602b - Equipment Repairs	964.90	0.00	964.90	100.0%
602c - Building Repairs & Maintenance	0.00	0.00	0.00	0.0%
602d - Home repairs	12.13	0.00	12.13	100.0%
602 - REPAIR & MAINTENANCE - Other	142.29	3,333.33	-3,191.04	4.3%
Total 602 - REPAIR & MAINTENANCE	9,541.71	3,333.33	6,208.38	286.3%
604 - OTHER OPERATIONAL EXPENSES				
604a - EMS supplies	0.00	0.00	0.00	0.0%
604b - Station supplies	408.07	0.00	408.07	100.0%
604c - Chemicals	134.40	0.00	134.40	100.0%
604d - Turnout clothing	0.00	0.00	0.00	0.0%
604e - Uniform Clothing	0.00	0.00	0.00	0.0%
604f - Oxygen/air cylinder rental	84.79	0.00	84.79	100.0%
604g - Oxygen refill	0.00	0.00	0.00	0.0%
604h - Meals	490.74	0.00	490.74	100.0%
604i - Equipment Rental	0.00	0.00	0.00	0.0%
604 - OTHER OPERATIONAL EXPENSES - Ot...	0.00	2,333.33	-2,333.33	0.0%
Total 604 - OTHER OPERATIONAL EXPENSES	1,118.00	2,333.33	-1,215.33	47.9%
605 - COMMUNICATIONS				
605a - Communications repairs	0.00	0.00	0.00	0.0%
605b - Communications equipment	0.00	0.00	0.00	0.0%
605 - COMMUNICATIONS - Other	0.00	250.00	-250.00	0.0%
Total 605 - COMMUNICATIONS	0.00	250.00	-250.00	0.0%
606 - MISC. OPERATIONAL EXPENSES				
0.00		0.00	0.00	0.0%
607 - OPERATIONAL TRAVEL EXPENSES				
0.00		0.00	0.00	0.0%
608 - TRAINING EXPENSES				
608a - DVDs, ID Badges, etc.	0.00	0.00	0.00	0.0%
608b - Travel per diem	0.00	0.00	0.00	0.0%
608c - Tuition	0.00	0.00	0.00	0.0%
608d - Misc. training expenses	0.00	0.00	0.00	0.0%
608e - Motels	0.00	0.00	0.00	0.0%
608 - TRAINING EXPENSES - Other	0.00	166.67	-166.67	0.0%
Total 608 - TRAINING EXPENSES	0.00	166.67	-166.67	0.0%
609 - UTILITIES/PHONE				
401.14		4,166.67	-3,765.53	9.6%
OPERATIONS - Other				
0.00		0.00	0.00	0.0%
Total OPERATIONS	24,830.08	22,833.33	1,996.75	108.7%
500 - PERSONNEL				
501 - SALARIES & WAGES				

**Ganado Fire District
Profit & Loss Budget vs. Actual**

October 2016

	Oct 16	Budget	\$ Over Budget	% of Budget
501a · CAREER PERSONNEL				
501a.1 · Fire Chief	4,001.50	4,000.00	1.50	100.0%
501a.2 · Administrator Personnel				
501a.2a · Administrative Assistant	1,991.26	2,160.00	-168.74	92.2%
501a.2b · Office Clerk	704.38	772.80	-68.42	91.1%
501a.2 · Administrator Personnel - Other	0.00	0.00	0.00	0.0%
Total 501a.2 · Administrator Personnel	2,695.64	2,932.80	-237.16	91.9%
501a.3 · Ganado Personnel				
501a.3a · Lieutenant	2,312.00	2,312.00	0.00	100.0%
501a.3b · Firefighter/EMT	1,544.00	1,544.00	0.00	100.0%
501a.3c · Part Time Volunteer	1,554.40	769.24	785.16	202.1%
501a.3 · Ganado Personnel - Other	0.00	0.00	0.00	0.0%
Total 501a.3 · Ganado Personnel	5,410.40	4,625.24	785.16	117.0%
501a.4 · Klagetoh Personnel				
501a.4a · Lieutenant	2,216.01	2,216.00	0.01	100.0%
501a.4 · Klagetoh Personnel - Other	0.00	0.00	0.00	0.0%
Total 501a.4 · Klagetoh Personnel	2,216.01	2,216.00	0.01	100.0%
501a.5 · Steamboat Personnel				
501a.5a · Lieutenant	2,184.00	2,184.00	0.00	100.0%
501a.5 · Steamboat Personnel - Other	0.00	0.00	0.00	0.0%
Total 501a.5 · Steamboat Personnel	2,184.00	2,184.00	0.00	100.0%
501a.6 · Dispatch Personnel				
501a.6a · Dispatch Supervisor	2,136.00	2,136.00	0.00	100.0%
501a.6b · Dispatcher #1	0.00	1,657.60	-1,657.60	0.0%
501a.6c · Dispatcher #2	0.00	1,520.00	-1,520.00	0.0%
501a.6d · Dispatcher #3	0.00	1,520.00	-1,520.00	0.0%
501a.6e · Part Time Dispatcher	856.60	769.24	87.36	111.4%
501a.6 · Dispatch Personnel - Other	4,758.69	0.00	4,758.69	100.0%
Total 501a.6 · Dispatch Personnel	7,751.29	7,602.84	148.45	102.0%
501a.7 · Overtime/Expense	0.00	0.00	0.00	0.0%
Total 501a · CAREER PERSONNEL	24,258.84	23,560.88	697.96	103.0%
501b · TRAINING REIMBURSEMENT				
501b.1 · Vol. firefighter training	0.00	0.00	0.00	0.0%
501b.2 · Dispatcher training	0.00	0.00	0.00	0.0%
Total 501b · TRAINING REIMBURSEMENT	0.00	0.00	0.00	0.0%
501c · PART-TIME WAGES				
501c.1 · Part Time Dispatcher's wages	0.00	3,226.02	-3,226.02	0.0%
501c.2 · Part Time Volunteer wages	0.00	3,208.47	-3,208.47	0.0%
501c.3 · Office Clerk wages	0.00	0.00	0.00	0.0%
501c.4 · Overtime compensation	0.00	0.00	0.00	0.0%
Total 501c · PART-TIME WAGES	0.00	6,434.49	-6,434.49	0.0%
Total 501 · SALARIES & WAGES	24,258.84	29,995.37	-5,736.53	80.9%
502 · EMPLOYEE BENEFITS				
502a · FICA	2,060.72	425.00	1,635.72	484.9%
502b · Annual Benefits	918.76	2,479.54	-1,560.78	37.1%
Total 502 · EMPLOYEE BENEFITS	2,979.48	2,904.54	74.94	102.6%
504 · 457 DEFERRED COMPENSATION	0.00	0.00	0.00	0.0%
Total 500 · PERSONNEL	27,238.32	32,899.91	-5,661.59	82.8%
603 · RENTALS	0.00	0.00	0.00	0.0%
800 · CAPITAL				
Station Remodel Ganado				
SMALL TOOLS & EQUIPMENT	0.00	0.00	0.00	0.0%
802 · IMPROVEMENTS	0.00	0.00	0.00	0.0%
803 · MOTOR VEHICLES	0.00	0.00	0.00	0.0%
804 · MACHINERY & EQUIPMENT	0.00	0.00	0.00	0.0%
Total Station Remodel Ganado	0.00	0.00	0.00	0.0%
801 · LAND, BUILDING & CONSTRUCTION				
801a · Land, Building, & Construction	0.00	0.00	0.00	0.0%
Total 801 · LAND, BUILDING & CONSTRUCTION	0.00	0.00	0.00	0.0%
Total 800 · CAPITAL	0.00	0.00	0.00	0.0%
810 · RESERVED FUND				
811 · EXCEEDING EXPENSE	0.00	0.00	0.00	0.0%
812 · IMPROVEMENTS	0.00	0.00	0.00	0.0%
810 · RESERVED FUND - Other	0.00	0.00	0.00	0.0%
Total 810 · RESERVED FUND	0.00	0.00	0.00	0.0%
Total Expense	55,448.84	59,066.58	-3,617.74	93.9%
Net Ordinary Income	129,000.38	-7,911.83	136,912.21	-1,630.5%
Net Income	129,000.38	-7,911.83	136,912.21	-1,630.5%

**Ganado Fire District
Profit & Loss Budget vs. Actual**

July 2016 through June 2017

	Jul '16 - Jun 17	Budget	\$ Over Budget	% of Budget
Ordinary Income/Expense				
Income				
INVESTMENT INCOME				
Interest Revenue	0.00	0.00	0.00	0.0%
Total INVESTMENT INCOME	0.00	0.00	0.00	0.0%
MISCELLANEOUS				
Miscellaneous	245.00	0.00	245.00	100.0%
Rent	1,725.00	0.00	1,725.00	100.0%
Training Classes	9,593.74	0.00	9,593.74	100.0%
Total MISCELLANEOUS	11,563.74	0.00	11,563.74	100.0%
TAXES				
FDAT	0.00	122,667.00	-122,667.00	0.0%
Property Tax Revenue	179,128.23	613,857.00	-434,728.77	29.2%
TAXES - Other	0.00	0.00	0.00	0.0%
Total TAXES	179,128.23	736,524.00	-557,395.77	24.3%
Total Income	190,691.97	736,524.00	-545,832.03	25.9%
Gross Profit	190,691.97	736,524.00	-545,832.03	25.9%
Expense				
ADMINISTRATION				
701 · OFFICE EXPENSES				
6560 · Payroll Expenses	2,391.06	0.00	2,391.06	100.0%
701a · Office supplies	10,417.15	0.00	10,417.15	100.0%
701b · Emergency telephone	0.00	0.00	0.00	0.0%
701c · Business telephone	7,310.97	0.00	7,310.97	100.0%
701d · Postage	156.99	0.00	156.99	100.0%
701e · Printing and binding	10.60	0.00	10.60	100.0%
701f · Publishing & advertisement	363.58	0.00	363.58	100.0%
701g · Administrative travel, dues	500.00	0.00	500.00	100.0%
701h · Fire prevention	0.00	0.00	0.00	0.0%
701i · Misc. expenses	0.00	0.00	0.00	0.0%
701 · OFFICE EXPENSES - Other	513.54	20,000.00	-19,486.46	2.6%
Total 701 · OFFICE EXPENSES	21,663.89	20,000.00	1,663.89	108.3%
702 · PROFESSIONAL SERVICES				
702a · Fire Board Misc Expense	5,700.53	0.00	5,700.53	100.0%
702b · Audit and Accounting	3,500.00	0.00	3,500.00	100.0%
702g · Professional Services - Misc	576.00	0.00	576.00	100.0%
702 · PROFESSIONAL SERVICES - Other	15,957.09	20,000.00	-4,042.91	79.8%
Total 702 · PROFESSIONAL SERVICES	25,733.62	20,000.00	5,733.62	128.7%
706 · REPAIRS & MAINTENANCE	0.00	0.00	0.00	0.0%
708 · Community Benefits	8,236.25	0.00	8,236.25	100.0%
Total ADMINISTRATION	55,633.76	40,000.00	15,633.76	139.1%
OPERATIONS				
INSURANCE PROPERTY	0.00	50,000.00	-50,000.00	0.0%
503 · INSURANCE				
503a · Medical, Life, Health, Etc.	29,177.70	0.00	29,177.70	100.0%
503c · Unemployment Compensation	104.81	0.00	104.81	100.0%
503 · INSURANCE - Other	0.00	61,000.00	-61,000.00	0.0%
Total 503 · INSURANCE	29,282.51	61,000.00	-31,717.49	48.0%
601 · FUEL/OIL/LUBE	24,439.44	40,000.00	-15,560.56	61.1%
602 · REPAIR & MAINTENANCE				

Ganado Fire District
Profit & Loss Budget vs. Actual
 July 2016 through June 2017

	Jul '16 - Jun 17	Budget	\$ Over Budget	% of Budget
602a · Vehicle Repairs	22,206.27	0.00	22,206.27	100.0%
602b · Equipment Repairs	2,161.41	0.00	2,161.41	100.0%
602c · Building Repairs & Maintenance	5,247.47	0.00	5,247.47	100.0%
602d · Home repairs	501.16	0.00	501.16	100.0%
602 · REPAIR & MAINTENANCE - Other	142.29	40,000.00	-39,857.71	0.4%
Total 602 · REPAIR & MAINTENANCE	30,258.60	40,000.00	-9,741.40	75.6%
604 · OTHER OPERATIONAL EXPENSES				
604a · EMS supplies	2,709.83	0.00	2,709.83	100.0%
604b · Station supplies	9,067.01	0.00	9,067.01	100.0%
604c · Chemicals	1,904.30	0.00	1,904.30	100.0%
604d · Turnout clothing	370.23	0.00	370.23	100.0%
604e · Uniform Clothing	0.00	0.00	0.00	0.0%
604f · Oxygen/air cylinder rental	800.57	0.00	800.57	100.0%
604g · Oxygen refill	0.00	0.00	0.00	0.0%
604h · Meals	2,557.69	0.00	2,557.69	100.0%
604i · Equipment Rental	0.00	0.00	0.00	0.0%
604 · OTHER OPERATIONAL EXPENSES - Other	2,763.52	28,000.00	-25,236.48	9.9%
Total 604 · OTHER OPERATIONAL EXPENSES	20,173.15	28,000.00	-7,826.85	72.0%
605 · COMMUNICATIONS				
605a · Communications repairs	0.00	0.00	0.00	0.0%
605b · Communications equipment	1,151.89	0.00	1,151.89	100.0%
605 · COMMUNICATIONS - Other	0.00	3,000.00	-3,000.00	0.0%
Total 605 · COMMUNICATIONS	1,151.89	3,000.00	-1,848.11	38.4%
606 · MISC. OPERATIONAL EXPENSES	0.00	0.00	0.00	0.0%
607 · OPERATIONAL TRAVEL EXPENSES	0.00	0.00	0.00	0.0%
608 · TRAINING EXPENSES				
608a · DVDs, ID Badges, etc.	0.00	0.00	0.00	0.0%
608b · Travel per diem	324.00	0.00	324.00	100.0%
608c · Tuition	333.50	0.00	333.50	100.0%
608d · Misc. training expenses	3,300.00	0.00	3,300.00	100.0%
608e · Motels	2,229.85	0.00	2,229.85	100.0%
608 · TRAINING EXPENSES - Other	0.00	2,000.00	-2,000.00	0.0%
Total 608 · TRAINING EXPENSES	6,187.35	2,000.00	4,187.35	309.4%
609 · UTILITIES/PHONE OPERATIONS - Other	14,413.41	50,000.00	-35,586.59	28.8%
Total OPERATIONS	125,906.35	274,000.00	-148,093.65	46.0%
500 · PERSONNEL				
501 · SALARIES & WAGES				
501a · CAREER PERSONNEL				
501a.1 · Fire Chief	22,103.00	52,000.00	-29,897.00	42.5%
501a.2 · Administrator Personnel				
501a.2a · Administrative Assistant	9,176.11	28,080.00	-18,903.89	32.7%
501a.2b · Office Clerk	2,773.67	10,046.40	-7,272.73	27.6%
501a.2 · Administrator Personnel - Other	0.00	0.00	0.00	0.0%
Total 501a.2 · Administrator Personnel	11,949.78	38,126.40	-26,176.62	31.3%
501a.3 · Ganado Personnel				
501a.3a · Lieutenant	14,833.31	30,056.00	-15,222.69	49.4%
501a.3b · Firefighter/EMT	6,176.00	20,072.00	-13,896.00	30.8%
501a.3c · Part Time Volunteer	10,938.35	10,000.00	938.35	109.4%
501a.3 · Ganado Personnel - Other	0.00	0.00	0.00	0.0%
Total 501a.3 · Ganado Personnel	31,947.66	60,128.00	-28,180.34	53.1%
501a.4 · Klagetoh Personnel				

Ganado Fire District Profit & Loss Budget vs. Actual

July 2016 through June 2017

	Jul '16 - Jun 17	Budget	\$ Over Budget	% of Budget
501a.4a · Lieutenant	12,136.09	28,808.00	-16,671.91	42.1%
501a.4 · Klagetoh Personnel - Other	0.00	0.00	0.00	0.0%
Total 501a.4 · Klagetoh Personnel	12,136.09	28,808.00	-16,671.91	42.1%
501a.5 · Steamboat Personnel				
501a.5a · Lieutenant	12,008.60	28,392.00	-16,383.40	42.3%
501a.5 · Steamboat Personnel - Other	0.00	0.00	0.00	0.0%
Total 501a.5 · Steamboat Personnel	12,008.60	28,392.00	-16,383.40	42.3%
501a.6 · Dispatch Personnel				
501a.6a · Dispatch Supervisor	10,613.25	27,768.00	-17,154.75	38.2%
501a.6b · Dispatcher #1	0.00	21,548.80	-21,548.80	0.0%
501a.6c · Dispatcher #2	0.00	19,760.00	-19,760.00	0.0%
501a.6d · Dispatcher #3	140.75	19,760.00	-19,619.25	0.7%
501a.6e · Part Time Dispatcher	5,959.24	10,000.00	-4,040.76	59.6%
501a.6 · Dispatch Personnel - Other	27,646.06	0.00	27,646.06	100.0%
Total 501a.6 · Dispatch Personnel	44,359.30	98,836.80	-54,477.50	44.9%
501a.7 · Overtime/Expense	854.28	0.00	854.28	100.0%
Total 501a · CAREER PERSONNEL	135,358.71	306,291.20	-170,932.49	44.2%
501b · TRAINING REIMBURSEMENT				
501b.1 · Vol. firefighter training	0.00	0.00	0.00	0.0%
501b.2 · Dispatcher training	0.00	0.00	0.00	0.0%
Total 501b · TRAINING REIMBURSEMENT	0.00	0.00	0.00	0.0%
501c · PART-TIME WAGES				
501c.1 · Part Time Dispatcher's wages	0.00	33,745.43	-33,745.43	0.0%
501c.2 · Part Time Volunteer wages	0.00	43,033.71	-43,033.71	0.0%
501c.3 · Office Clerk wages	0.00	0.00	0.00	0.0%
501c.4 · Overtime compensation	280.55	1,087.65	-807.10	25.8%
Total 501c · PART-TIME WAGES	280.55	77,866.79	-77,586.24	0.4%
Total 501 · SALARIES & WAGES	135,639.26	384,157.99	-248,518.73	35.3%
502 · EMPLOYEE BENEFITS				
Retirement	0.00	0.00	0.00	0.0%
502a · FICA	10,912.79	5,100.00	5,812.79	214.0%
502b · Annual Benefits	6,359.74	32,234.04	-25,874.30	19.7%
Total 502 · EMPLOYEE BENEFITS	17,272.53	37,334.04	-20,061.51	46.3%
504 · 457 DEFERRED COMPENSATION	207.00	0.00	207.00	100.0%
Total 500 · PERSONNEL	153,118.79	421,492.03	-268,373.24	36.3%
603 · RENTALS	0.00	0.00	0.00	0.0%
800 · CAPITAL				
Station Remodel Ganado				
SMALL TOOLS & EQUIPMENT	0.00	0.00	0.00	0.0%
802 · IMPROVEMENTS	0.00	0.00	0.00	0.0%
803 · MOTOR VEHICLES	0.00	0.00	0.00	0.0%
804 · MACHINERY & EQUIPMENT	0.00	0.00	0.00	0.0%
Total Station Remodel Ganado	0.00	0.00	0.00	0.0%
801 · LAND, BUILDING & CONSTRUCTION				
801a · Land, Building, & Construction	0.00	0.00	0.00	0.0%
Total 801 · LAND, BUILDING & CONSTRUCTION	0.00	0.00	0.00	0.0%

Ganado Fire District
Profit & Loss Budget vs. Actual
 July 2016 through June 2017

	Jul '16 - Jun 17	Budget	\$ Over Budget	% of Budget
800 · CAPITAL - Other	0.00	0.00	0.00	0.0%
Total 800 · CAPITAL	0.00	0.00	0.00	0.0%
810 · RESERVED FUND				
811 · EXCEEDING EXPENSE	36,000.00	0.00	36,000.00	100.0%
812 · IMPROVEMENTS	3,520.00	0.00	3,520.00	100.0%
810 · RESERVED FUND - Other	0.00	-184,792.11	184,792.11	0.0%
Total 810 · RESERVED FUND	39,520.00	-184,792.11	224,312.11	-21.4%
Total Expense	374,178.90	550,699.92	-176,521.02	67.9%
Net Ordinary Income	-183,486.93	185,824.08	-369,311.01	-98.7%
Net Income	-183,486.93	185,824.08	-369,311.01	-98.7%

Ganado Fire District
Reconciliation Summary
National Bank of Arizona, Period Ending 10/31/2016

	Oct 31, 16
Beginning Balance	-520,357.27
Cleared Transactions	
Checks and Payments - 12 items	-15,850.35
Deposits and Credits - 29 items	179,018.02
Total Cleared Transactions	163,167.67
Cleared Balance	<u>-357,189.60</u>
Uncleared Transactions	
Checks and Payments - 23 items	-172,804.15
Deposits and Credits - 5 items	117,025.90
Total Uncleared Transactions	-55,778.25
Register Balance as of 10/31/2016	<u>-412,967.85</u>
New Transactions	
Checks and Payments - 32 items	-69,890.36
Total New Transactions	-69,890.36
Ending Balance	<u>-482,858.21</u>

Ganado Fire District
Reconciliation Detail
National Bank of Arizona, Period Ending 10/31/2016

Type	Date	Num	Name	Clr	Amount	Balance
Beginning Balance						-520,357.27
Cleared Transactions						
Checks and Payments - 12 items						
Bill Pmt -Check	09/13/2016	110878	Home Depot Credit ...	X	-529.86	-529.86
Bill Pmt -Check	09/13/2016	110880	Navajo Sanitation	X	-461.02	-990.88
Paycheck	09/30/2016	110915	Woodie, Dewayne G.	X	-672.62	-1,663.50
Liability Check	10/03/2016		QuickBooks Payroll ...	X	-236.24	-1,899.74
Liability Check	10/04/2016		QuickBooks Payroll ...	X	-12,185.83	-14,085.57
Paycheck	10/05/2016	110927	Tsinajinnie, Lionel L.	X	-200.64	-14,286.21
Paycheck	10/05/2016	110921	Lee, Latasha V.	X	-187.90	-14,474.11
Paycheck	10/19/2016	110943	Tsinajinnie, Lionel L.	X	-200.65	-14,674.76
Paycheck	10/19/2016	110936	John, Alfred H.	X	-67.60	-14,742.36
Paycheck	10/19/2016	110937	Lee, Latasha V.	X	-49.46	-14,791.82
Paycheck	10/27/2016	110947	Woodie, Dewayne G.	X	-672.63	-15,464.45
Bill Pmt -Check	10/27/2016	110948	Avesis	X	-385.90	-15,850.35
Total Checks and Payments					-15,850.35	-15,850.35
Deposits and Credits - 29 items						
Paycheck	10/05/2016	110917	Begay, Harriet J.	X	0.00	0.00
Paycheck	10/05/2016	110928	Wagoner, Johnavan...	X	0.00	0.00
Paycheck	10/05/2016	110918	Begay, Jeremy L	X	0.00	0.00
Paycheck	10/05/2016	110929	Woodie, Dewayne G.	X	0.00	0.00
Paycheck	10/05/2016	110922	Leonard, Evander R.	X	0.00	0.00
Paycheck	10/05/2016	110923	Peshlakai, Lennix P	X	0.00	0.00
Paycheck	10/05/2016	110920	James, Rory R.	X	0.00	0.00
Paycheck	10/05/2016	110919	Cook, Chantel M.	X	0.00	0.00
Paycheck	10/05/2016	110924	Roanhorse, Marcarlo	X	0.00	0.00
Paycheck	10/05/2016	110916	Attson, Shirlene L.	X	0.00	0.00
Paycheck	10/05/2016	110930	Yazzie, Jennifer	X	0.00	0.00
Paycheck	10/05/2016	110926	Tsinajinnie, Jon-Myk...	X	0.00	0.00
Paycheck	10/05/2016	110925	Stash, Shermayne L.	X	0.00	0.00
Deposit	10/15/2016	Deposit		X	188.90	188.90
Paycheck	10/19/2016	110939	Peshlakai, Lennix P	X	0.00	188.90
Paycheck	10/19/2016	110938	Leonard, Evander R.	X	0.00	188.90
Paycheck	10/19/2016	110940	Roanhorse, Marcarlo	X	0.00	188.90
Paycheck	10/19/2016	110941	Stash, Shermayne L.	X	0.00	188.90
Paycheck	10/19/2016	110935	James, Rory R.	X	0.00	188.90
Paycheck	10/19/2016	110934	Cook, Chantel M.	X	0.00	188.90
Paycheck	10/19/2016	110933	Begay, Jeremy L	X	0.00	188.90
Paycheck	10/19/2016	110932	Begay, Harriet J.	X	0.00	188.90
Paycheck	10/19/2016	110931	Attson, Shirlene L.	X	0.00	188.90
Paycheck	10/19/2016	110942	Tsinajinnie, Jon-Myk...	X	0.00	188.90
Paycheck	10/19/2016	110944	Wagoner, Johnavan...	X	0.00	188.90
Paycheck	10/19/2016	110946	Yazzie, Jennifer	X	0.00	188.90
Paycheck	10/19/2016	110945	Woodie, Dewayne G.	X	0.00	188.90
Paycheck	10/31/2016	110947	Woodie, Dewayne G.	X	0.00	188.90
Deposit	10/31/2016	Deposit		X	178,829.12	179,018.02
Total Deposits and Credits					179,018.02	179,018.02
Total Cleared Transactions					163,167.67	163,167.67
Cleared Balance					163,167.67	-357,189.60
Uncleared Transactions						
Checks and Payments - 23 items						
Liability Check	08/04/2015		QuickBooks Payroll ...		-0.80	-0.80
Liability Check	08/04/2015		QuickBooks Payroll ...		-0.02	-0.82
Liability Check	08/06/2015		QuickBooks Payroll ...		-1,092.48	-1,093.30
Bill Pmt -Check	08/07/2015	109979	Racher's Office Equi...		-339.00	-1,432.30
Bill Pmt -Check	09/21/2015	110058	Bill's Discount Auto ...		-2,283.00	-3,715.30
Bill Pmt -Check	09/21/2015	110073	Navajo Sanitation		-367.50	-4,082.80
Paycheck	10/07/2015	110105	Stash, Shermayne L.		-5.01	-4,087.81
Bill Pmt -Check	11/19/2015	110216	Bound Tree Medical...		-343.74	-4,431.55
Bill Pmt -Check	11/19/2015	110217	Cardiac Science		-20.00	-4,451.55
Bill Pmt -Check	12/04/2015	110262	Swissphone LLC		-800.00	-5,251.55
Bill Pmt -Check	01/11/2016	110433	Gurley Motor Comp...		-160.84	-5,412.39
Bill Pmt -Check	02/10/2016	110458	Secretary of State		-68.00	-5,480.39

Ganado Fire District
Reconciliation Detail
National Bank of Arizona, Period Ending 10/31/2016

Type	Date	Num	Name	Clr	Amount	Balance
Bill Pmt -Check	04/11/2016	110562	M. Etcitty		-84.00	-5,564.39
Bill Pmt -Check	05/03/2016	110617	Overhead Door Com...		-2,111.40	-7,675.79
General Journal	06/30/2016	ADJ 1...			-99,479.27	-107,155.06
General Journal	06/30/2016	ADJ 1...			-35,790.80	-142,945.86
Transfer	09/01/2016				-6,000.00	-148,945.86
Liability Check	10/18/2016		QuickBooks Payroll ...		-11,950.44	-160,896.30
Bill Pmt -Check	10/27/2016	110951	United Healthcare		-9,233.92	-170,130.22
Bill Pmt -Check	10/27/2016	110949	Colonial Life		-2,083.60	-172,213.82
Bill Pmt -Check	10/27/2016	110950	SecureCare Dental		-352.59	-172,566.41
Liability Check	10/28/2016		QuickBooks Payroll ...		-236.24	-172,802.65
Liability Check	10/28/2016		QuickBooks Payroll ...		-1.50	-172,804.15
Total Checks and Payments					-172,804.15	-172,804.15
Deposits and Credits - 5 items						
Liability Check	08/04/2015		QuickBooks Payroll ...		0.02	0.02
Liability Check	08/04/2015		QuickBooks Payroll ...		0.80	0.82
Bill Pmt -Check	06/30/2016		Ganado Fire District		0.00	0.82
General Journal	06/30/2016	ADJ 1...			693.99	694.81
General Journal	06/30/2016	ADJ 1...			116,331.09	117,025.90
Total Deposits and Credits					117,025.90	117,025.90
Total Uncleared Transactions					-55,778.25	-55,778.25
Register Balance as of 10/31/2016					107,389.42	-412,967.85
New Transactions						
Checks and Payments - 32 items						
Liability Check	11/01/2016		QuickBooks Payroll ...		-10,315.16	-10,315.16
Liability Check	11/01/2016		QuickBooks Payroll ...		-795.40	-11,110.56
Paycheck	11/02/2016	110963	Tsinajinnie, Lionel L.		-300.15	-11,410.71
Paycheck	11/02/2016	110957	Lee, Latasha V.		-113.96	-11,524.67
Bill Pmt -Check	11/03/2016	110982	Gurley Motor Comp...		-8,206.25	-19,730.92
Bill Pmt -Check	11/03/2016	110981	Frontier		-5,034.91	-24,765.83
Liability Check	11/03/2016	110968	Colonial Life		-1,956.84	-26,722.67
Bill Pmt -Check	11/03/2016	110975	Chevron		-1,568.61	-28,291.28
Bill Pmt -Check	11/03/2016	110971	PFleet		-1,013.02	-29,304.30
Bill Pmt -Check	11/03/2016	110984	Navajo Tribal Utility ...		-959.18	-30,263.48
Bill Pmt -Check	11/03/2016	110983	Navajo Tribal Utility ...		-949.83	-31,213.31
Liability Check	11/03/2016	110969	Clearinghouse		-824.64	-32,037.95
Bill Pmt -Check	11/03/2016	110980	Sam's Club		-711.40	-32,749.35
Bill Pmt -Check	11/03/2016	110970	Dish Network		-401.14	-33,150.49
Bill Pmt -Check	11/03/2016	110974	Cellularone of NE Ar...		-186.53	-33,337.02
Bill Pmt -Check	11/03/2016	110977	FDC Rescue Products		-142.29	-33,479.31
Bill Pmt -Check	11/03/2016	110976	Ernie's Fire Extingui...		-134.40	-33,613.71
Bill Pmt -Check	11/03/2016	110978	Four Corners Weldi...		-84.79	-33,698.50
Bill Pmt -Check	11/03/2016	110972	AT&T		-70.96	-33,769.46
Bill Pmt -Check	11/04/2016	110985	Bill's Discount Auto ...		-4,183.44	-37,952.90
Bill Pmt -Check	11/04/2016	110986	Navajo Sanitation		-442.50	-38,395.40
Bill Pmt -Check	11/10/2016	110987	James H. Saunders		-3,500.00	-41,895.40
Liability Check	11/15/2016		QuickBooks Payroll ...		-12,249.47	-54,144.87
Paycheck	11/16/2016	111000	Tsinajinnie, Lionel L.		-200.65	-54,345.52
Paycheck	11/16/2016	110994	Lee, Latasha V.		-153.45	-54,498.97
Paycheck	11/22/2016	110988	Woodie, Dewayne G.		-672.62	-55,171.59
Liability Check	11/23/2016		QuickBooks Payroll ...		-241.34	-55,412.93
Liability Check	11/29/2016		QuickBooks Payroll ...		-12,762.37	-68,175.30
Bill Pmt -Check	11/29/2016	111020	PFleet		-1,013.02	-69,188.32
Paycheck	11/30/2016	111009	John, Alfred H.		-311.66	-69,499.98
Paycheck	11/30/2016	111016	Tsinajinnie, Lionel L.		-202.49	-69,702.47
Paycheck	11/30/2016	111010	Lee, Latasha V.		-187.89	-69,890.36
Total Checks and Payments					-69,890.36	-69,890.36
Total New Transactions					-69,890.36	-69,890.36
Ending Balance					37,499.06	-482,858.21


Journal Activity

From 10/01/2016 To 10/31/2016 For Account Range CWTGAFD

Date&Time	Reference	Debits	Credits	Running Total
602100-1000	GENERAL EXPENSE-Cash With Treasurer			(\$520,357.27)
Oct 3, 2016 3:27:31 PM	Ganado Fire Intuit Payroll		(\$236.24)	(\$520,593.51)
Oct 3, 2016 11:59:00 PM	Warrant 5500110878		(\$529.86)	(\$521,123.37)
Oct 3, 2016 11:59:00 PM	Warrant 5500110880		(\$461.02)	(\$521,584.39)
Oct 3, 2016 11:59:00 PM	Warrant 5500110915		(\$672.62)	(\$522,257.01)
Oct 4, 2016 1:08:18 PM	Ganado Fire Intuit Payroll -12,185.83		(\$12,185.83)	(\$534,442.84)
Oct 5, 2016 11:59:00 PM	Warrant 5500110921		(\$187.90)	(\$534,630.74)
Oct 11, 2016 11:59:00 PM	Warrant 5500110927		(\$200.64)	(\$534,831.38)
Oct 15, 2016 11:59:59 PM	distribution	\$188.90		(\$534,642.48)
Oct 24, 2016 11:59:00 PM	Warrant 5500110943		(\$200.65)	(\$534,843.13)
Oct 27, 2016 11:59:00 PM	Warrant 5500110936		(\$67.60)	(\$534,910.73)
Oct 27, 2016 11:59:00 PM	Warrant 5500110937		(\$49.46)	(\$534,960.19)
Oct 27, 2016 11:59:00 PM	Warrant 5500110947		(\$672.63)	(\$535,632.82)
Oct 31, 2016 11:59:00 PM	Warrant 5500110948		(\$385.90)	(\$536,018.72)
Oct 31, 2016 11:59:59 PM	distribution	\$178,829.12		(\$357,189.60)
602100-1000	GENERAL EXPENSE-Cash With Treasurer	\$179,018.02	(\$15,850.35)	(\$357,189.60)
602500-1000	GANADO FD-Cash With Treasurer			\$469.37
602500-1000	GANADO FD-Cash With Treasurer	\$0.00	\$0.00	\$469.37
602700-1000	BOND INDEBTEDNESS-Cash With Treasurer			\$7,764.11
602700-1000	BOND INDEBTEDNESS-Cash With Treasurer	\$0.00	\$0.00	\$7,764.11
	Grand Total	\$179,018.02	(\$15,850.35)	\$163,167.67

Redeemed Warrants from Oct 1, 2016 to Oct 31, 2016 Sorted By FundId, WarrantId

Issued Date	Warrant Number	Payee	Fund	Amount Redeemed	Redeemed Date
09/13/2016	5500110878	Home Depot Credit Services	602100	\$529.86	10/03/2016
09/13/2016	5500110880	Navajo Sanitation	602100	\$461.02	10/03/2016
09/30/2016	5500110915	Dewayne G. Woodie	602100	\$672.62	10/03/2016
10/05/2016	5500110921	Latasha V. Lee	602100	\$187.90	10/05/2016
10/05/2016	5500110927	Lionel L. Tsinajinnie	602100	\$200.64	10/11/2016
10/19/2016	5500110936	Alfred John	602100	\$67.60	10/27/2016
10/19/2016	5500110937	Latasha V. Lee	602100	\$49.46	10/27/2016
10/19/2016	5500110943	Lionel L. Tsinajinnie	602100	\$200.65	10/24/2016
10/27/2016	5500110947	Dewayne G. Woodie	602100	\$672.63	10/27/2016
10/27/2016	5500110948	Avesis	602100	\$385.90	10/31/2016
Sub Total		Ganado FD-GENERAL EXPENSE		\$3,428.28	



Apache County Treasurer
PO Box 699
St. Johns, AZ, 85936
Ph: 928-337-7629
fax: 928-337-4686

Receipt: 10-03-2016-dyarosh-016331


Product	Name		Extended
2	Miscellaneous Receipts 602100-39900		(\$236.24)
		Reference: Ganado Fire Intuit Payroll	
Journal Account	Name	Debits	Credits
602100-39900	GENERAL EXPENSE- MISC. REVENUES	\$236.24	
602100-1000	GENERAL EXPENSE-Cash With Treasurer		(\$236.24)
<hr/>			
Total			(\$236.24)
Change (Direct Deposit)			(\$236.24)
Bank Account	New_NBAZ_WarrantClearing		
Reference	ACH 10/03/2016 -236.24		

All payments made by check are subject to final bank clearance.

1

Thank You

Mon Oct 03 15:27:31 MST 2016 dyarosh



Apache County Treasurer
PO Box 699
St. Johns, AZ, 85936
Ph: 928-337-7629
fax: 928-337-4686

Receipt: 10-04-2016-dyarosh-016537


Product	Name		Extended
2	Miscellaneous Receipts 602100-39900		(\$12,185.83)
		Reference: Ganado Fire Intuit Payroll -12,185.83	
Journal Account	Name	Debits	Credits
602100-39900	GENERAL EXPENSE- MISC. REVENUES	\$12,185.83	
602100-1000	GENERAL EXPENSE-Cash With Treasurer		(\$12,185.83)
<hr/>			
Total			(\$12,185.83)
Change (Direct Deposit)			(\$12,185.83)
Bank Account	New_NBAZ_WarrantClearing		
Reference	ACH 10/04/2016 -12,185.83		

All payments made by check are subject to final bank clearance.

1

Thank You

Tue Oct 04 13:08:18 MST 2016 dyarosh



Apache County Treasurer
PO Box 699
St. Johns, AZ, 85936
Ph: 928-337-7629
fax: 928-337-4686

Receipt: 10-18-2016-dyarosh-026795

Product	Name		Extended
2	Miscellaneous Receipts 420112-39900		(\$11,950.44)
		Reference: Ganado Fire District Intuit Payroll -11950.44	
Journal Account	Name	Debits	Credits
420112-39900	Non-Levy- MISC. REVENUES	\$11,950.44	
420112-1000	Non-Levy-Cash With Treasurer		(\$11,950.44)
<hr/>			
Total			(\$11,950.44)
Change (Direct Deposit)			(\$11,950.44)
Bank Account	New_NBAZ_WarrantClearing		
Reference	ACH 10/18/2016 -11950.44		

All payments made by check are subject to final bank clearance.

1

Thank You

Tue Oct 18 16:42:49 MST 2016 dyarosh



Apache County Treasurer
PO Box 699
St. Johns, AZ, 85936
Ph: 928-337-7629
fax: 928-337-4686

Receipt: 10-18-2016-dyarosh-026606


Product	Name		Extended
2	Miscellaneous Receipts 420112-39900		(\$11,950.44)
		Reference: Ganado Fire District Intuit Payroll -11,950.44	
Journal Account	Name	Debits	Credits
420112-39900	Non-Levy- MISC. REVENUES	\$11,950.44	
420112-1000	Non-Levy-Cash With Treasurer		(\$11,950.44)
<hr/>			
Total			(\$11,950.44)
Change (Remote Deposit (Daily Work))			(\$11,950.44)
Bank Account	New_NBAZ_WarrantClearing		
Reference	ACH 10/18/2016 -11,950.44		

All payments made by check are subject to final bank clearance.

1

Thank You

Tue Oct 18 08:29:20 MST 2016 dyarosh



Apache County Treasurer
 PO Box 699
 St. Johns, AZ, 85936
 Ph: 928-337-7629
 fax: 928-337-4686

Receipt: 10-31-2016-dyarosh-035600

Product	Name	Extended
2	Miscellaneous Receipts 420112-39900	(\$1.50)
		Reference: Ganado Fire District Intuit Payroll -237.74
Journal Account	Name	Debits Credits
420112-39900	Non-Levy- MISC. REVENUES	\$1.50
420112-1000	Non-Levy-Cash With Treasurer	(\$1.50)
<hr/>		
2	Miscellaneous Receipts 420112-39900	(\$236.24)
		Reference: Ganado Fire District Intuit Payroll -237.74
Journal Account	Name	Debits Credits
420112-39900	Non-Levy- MISC. REVENUES	\$236.24
420112-1000	Non-Levy-Cash With Treasurer	(\$236.24)
<hr/>		
Total		(\$237.74)
Change (Direct Deposit)		(\$237.74)
Bank Account	New_NBAZ_WarrantClearing	
Reference	ACH 10/28/2016 -237.74	

All payments made by check are subject to final bank clearance.

Thank You

October 16-31, 2016 Distribution

Fund Id	Fund Name	Tax Year	Type	Tax	Interest	Tax Abatement	Interest Abatement	Total
2000	Rounding	2007	T		(\$0.01)	\$0.00	\$0.00	(\$0.01)
2000	Rounding	2008	T		\$0.01	\$0.00	\$0.00	\$0.01
2000	Rounding	2009	T		(\$0.01)	\$106.90	\$0.00	\$106.89
2000	Rounding	2010	T		\$0.00	\$14,685.75	\$0.00	\$14,685.75
2000	Rounding	2011	T		\$0.00	\$27,533.98	\$0.00	\$27,533.98
2000	Rounding	2012	T		\$0.00	\$449.27	\$0.01	\$449.28
2000	Rounding	2013	T		\$0.03	\$409.79	\$0.00	\$409.82
2000	APACHE COUNTY	2014	T		\$3,221.26	\$3,306.80	(\$6.68)	\$6,521.38
2000	APACHE COUNTY	2015	T		\$2,323.54	\$4,906.28	(\$25.82)	\$7,204.00
2000	APACHE COUNTY	2016	T		\$624,038.33	\$0.00	\$1,536.72	(\$247.83)
2000	Total for fund				\$629,583.15	\$51,398.77	\$1,504.23	(\$247.83)
02000P	Apache County	2007	T		\$2,544.66	\$0.00	\$0.00	\$2,544.66
02000P	Apache County	2008	T		\$2,770.34	\$0.00	\$0.00	\$2,770.34
02000P	Apache County	2009	T		\$2,911.28	\$0.00	\$0.00	\$2,911.28
02000P	Apache County	2010	T		\$2,873.60	\$0.00	\$0.00	\$2,873.60
02000P	Apache County	2011	T		\$3,052.93	\$0.00	\$0.00	\$3,052.93
02000P	Apache County	2012	T		\$48.71	\$0.00	(\$4.67)	\$44.04
02000P	Apache County	2013	T		\$53.00	\$0.00	(\$5.19)	\$47.81
02000P	Total for fund				\$14,254.52	\$0.00	(\$9.86)	\$14,244.66
02000S	Not used	2007	T		\$0.00	\$0.00	\$0.00	\$0.00
02000S	Not used	2008	T		\$0.00	\$0.00	\$0.00	\$0.00
02000S	Not Used	2009	T		\$0.00	\$0.00	\$0.00	\$0.00
02000S	Not Used	2010	T		\$0.00	\$0.00	\$0.00	\$0.00
02000S	Not Used	2011	T		\$0.00	\$0.00	\$0.00	\$0.00
02000S	Not Used	2012	T		\$0.00	\$0.00	\$0.00	\$0.00
02000S	Total for fund				\$0.00	\$0.00	\$0.00	\$0.00
2001	APACHE COUNTY SCHOOL EQUALIZATION	2014	T		\$3,408.14	\$0.00	(\$7.06)	\$3,401.08
2001	APACHE COUNTY SCHOOL EQUALIZATION	2015	T		\$2,257.46	\$0.00	(\$25.07)	\$2,232.39
2001	APACHE COUNTY SCHOOL EQUALIZATION	2016	T		\$554,135.46	\$0.00	\$1,364.63	\$555,500.09
2001	Total for fund				\$559,801.06	\$0.00	\$1,332.50	\$561,133.56
02001P	County School Equalization	2009	T		\$2,155.10	\$0.00	\$0.00	\$2,155.10
02001P	County School Equalization	2010	T		\$2,331.86	\$0.00	\$0.00	\$2,331.86

02001P	County School Equalization	2011 T	\$2,551.75	\$0.00	\$0.00	\$0.00	\$2,551.75
02001P	County School Equalization	2012 T	\$55.46	\$0.00	(\$5.32)	\$0.00	\$50.14
02001P	County School Equalization	2013 T	\$59.10	\$0.00	(\$5.79)	\$0.00	\$53.31
02001P	Total for fund		\$7,153.27	\$0.00	(\$11.11)	\$0.00	\$7,142.16
03000P	Mobile Home Relocation	2011 T	\$7.80	\$0.00	\$0.00	\$0.00	\$7.80
03000P	Mobile Home Relocation	2012 T	\$7.80	\$0.00	\$0.00	\$0.00	\$7.80
03000P	Mobile Home Relocation	2013 T	\$65.50	\$0.00	(\$5.65)	\$0.00	\$59.85
03000P	Total for fund		\$81.10	\$0.00	(\$5.65)	\$0.00	\$75.45
4103	TOWN OF SPRINGERVILLE	2015 T	\$0.00	\$0.00	\$0.00	\$0.00	\$0.00
4103	TOWN OF SPRINGERVILLE	2016 T	\$0.00	\$0.00	\$0.00	\$0.00	\$0.00
4103	Total for fund		\$0.00	\$0.00	\$0.00	\$0.00	\$0.00
4106	TOWN OF EAGAR	2015 T	\$0.00	\$0.00	\$0.00	\$0.00	\$0.00
4106	TOWN OF EAGAR	2016 T	\$0.00	\$0.00	\$0.00	\$0.00	\$0.00
4106	Total for fund		\$0.00	\$0.00	\$0.00	\$0.00	\$0.00
4150	CITY OF ST JOHNS	2015 T	\$0.00	\$0.00	\$0.00	\$0.00	\$0.00
4150	CITY OF ST JOHNS	2016 T	\$0.00	\$0.00	\$0.00	\$0.00	\$0.00
4150	Total for fund		\$0.00	\$0.00	\$0.00	\$0.00	\$0.00
5006	SD #6 CONCHO ELEMENTARY	2014 T	\$450.39	\$0.00	\$0.00	\$0.00	\$450.39
5006	SD #6 CONCHO ELEMENTARY	2015 T	\$6,232.83	\$0.00	\$0.00	\$0.00	\$6,232.83
5006	SD #6 CONCHO ELEMENTARY	2016 T	\$278,944.37	\$0.00	\$0.00	\$0.00	\$278,944.37
5006	Total for fund		\$285,627.59	\$0.00	\$0.00	\$0.00	\$285,627.59
05006P	Concho Elementary SD#6	2009 T	\$38.52	\$0.00	\$0.00	\$0.00	\$38.52
05006P	Concho Elementary SD#6	2010 T	\$69.14	\$0.00	\$0.00	\$0.00	\$69.14
05006P	Concho Elementary SD#6	2011 T	\$104.22	\$0.00	\$0.00	\$0.00	\$104.22
05006P	Concho Elementary SD#6	2012 T	\$66.60	\$0.00	\$0.00	\$0.00	\$66.60
05006P	Concho Elementary SD#6	2013 T	\$99.95	\$0.00	\$0.00	\$0.00	\$99.95
05006P	Total for fund		\$378.43	\$0.00	\$0.00	\$0.00	\$378.43
05006_S	SD #6 CONCHO ELEMENTARY	2014 T	\$0.00	\$0.00	\$0.00	\$0.00	\$0.00
05006_S	SD #6 CONCHO ELEMENTARY	2015 T	(\$437.24)	\$0.00	\$0.00	\$0.00	(\$437.24)
05006_S	SD #6 CONCHO ELEMENTARY	2016 T	(\$16,788.33)	\$0.00	\$0.00	\$0.00	(\$16,788.33)
05006_S	Total for fund		(\$17,225.57)	\$0.00	\$0.00	\$0.00	(\$17,225.57)
5007	SD #7 ALPINE ELEMENTARY	2014 T	\$8.66	\$0.00	\$0.00	\$0.00	\$8.66
5007	SD #7 ALPINE ELEMENTARY	2015 T	\$84.44	\$0.00	\$0.00	\$0.00	\$84.44
5007	SD #7 ALPINE ELEMENTARY	2016 T	\$53,097.65	\$0.00	\$0.00	\$0.00	\$53,097.65

5007	Total for fund		\$53,190.75	\$0.00	\$0.00	\$0.00	\$53,190.75
05007_S	SD #7 ALPINE ELEMENTARY	2015 T	(\$37.23)	\$0.00	\$0.00	\$0.00	(\$37.23)
05007_S	SD #7 ALPINE ELEMENTARY	2016 T	(\$4,375.16)	\$0.00	\$0.00	\$0.00	(\$4,375.16)
05007_S	Total for fund		(\$4,412.39)	\$0.00	\$0.00	\$0.00	(\$4,412.39)
5009	SD #9 VERNON ELEMENTARY	2014 T	\$137.72	\$0.00	\$0.00	\$0.00	\$137.72
5009	SD #9 VERNON ELEMENTARY	2015 T	\$1,767.04	\$0.00	\$0.00	\$0.00	\$1,767.04
5009	SD #9 VERNON ELEMENTARY	2016 T	\$184,586.09	\$0.00	\$0.00	\$0.00	\$184,586.09
5009	Total for fund		\$186,490.85	\$0.00	\$0.00	\$0.00	\$186,490.85
05009P	Vernon Elemenatry School District #9	2012 T	\$102.02	\$0.00	\$0.00	\$0.00	\$102.02
05009P	Vernon Elemenatry School District #9	2013 T	\$101.28	\$0.00	\$0.00	\$0.00	\$101.28
05009P	Total for fund		\$203.30	\$0.00	\$0.00	\$0.00	\$203.30
05009P_S	Vernon Elemenatry School District #9	2012 T	(\$38.35)	\$0.00	\$0.00	\$0.00	(\$38.35)
05009P_S	Vernon Elemenatry School District #9	2013 T	(\$44.00)	\$0.00	\$0.00	\$0.00	(\$44.00)
05009P_S	Total for fund		(\$82.35)	\$0.00	\$0.00	\$0.00	(\$82.35)
05009_S	SD #9 VERNON ELEMENTARY	2014 T	(\$47.43)	\$0.00	\$0.00	\$0.00	(\$47.43)
05009_S	SD #9 VERNON ELEMENTARY	2015 T	(\$56.25)	\$0.00	\$0.00	\$0.00	(\$56.25)
05009_S	SD #9 VERNON ELEMENTARY	2016 T	(\$13,298.19)	\$0.00	\$0.00	\$0.00	(\$13,298.19)
05009_S	Total for fund		(\$13,401.87)	\$0.00	\$0.00	\$0.00	(\$13,401.87)
5023	SD #23 MCNARY ELEMENTARY	2016 T	\$0.00	\$0.00	\$0.00	\$0.00	\$0.00
5023	Total for fund		\$0.00	\$0.00	\$0.00	\$0.00	\$0.00
06000S	Post Secondary Education	2013 T	\$14.02	\$0.00	(\$1.67)	\$0.00	\$12.35
06000S	Total for fund		\$14.02	\$0.00	(\$1.67)	\$0.00	\$12.35
7001	SD #1 ST JOHNS UNIFIED	2014 T	\$481.44	\$0.00	(\$49.54)	\$0.00	\$431.90
7001	SD #1 ST JOHNS UNIFIED	2015 T	\$1,679.49	\$0.00	(\$161.66)	\$0.00	\$1,517.83
7001	SD #1 ST JOHNS UNIFIED	2016 T	\$202,425.58	\$0.00	\$2,364.41	\$0.00	\$204,789.99
7001	Total for fund		\$204,586.51	\$0.00	\$2,153.21	\$0.00	\$206,739.72
07001P	St Johns Unified School District #1	2011 T	\$35.46	\$0.00	\$0.00	\$0.00	\$35.46
07001P	St Johns Unified School District #1	2012 T	\$25.02	\$0.00	(\$22.63)	\$0.00	\$2.39
07001P	St Johns Unified School District #1	2013 T	\$36.80	\$0.00	(\$37.28)	\$0.00	(\$0.48)
07001P	Total for fund		\$97.28	\$0.00	(\$59.91)	\$0.00	\$37.37
07001P_S	St Johns Unified School District #1	2011 T	(\$13.45)	\$0.00	\$0.00	\$0.00	(\$13.45)
07001P_S	St Johns Unified School District #1	2012 T	(\$9.56)	\$0.00	\$0.00	\$0.00	(\$9.56)
07001P_S	St Johns Unified School District #1	2013 T	(\$16.51)	\$0.00	\$0.00	\$0.00	(\$16.51)
07001P_S	Total for fund		(\$39.52)	\$0.00	\$0.00	\$0.00	(\$39.52)

07001_S	SD #1 ST JOHNS UNIFIED	2014 T	(\$91.20)	\$0.00	\$0.00	\$0.00	(\$91.20)
07001_S	SD #1 ST JOHNS UNIFIED	2015 T	(\$132.55)	\$0.00	\$0.00	\$0.00	(\$132.55)
07001_S	SD #1 ST JOHNS UNIFIED	2016 T	(\$15,391.65)	\$0.00	(\$212.87)	\$0.00	(\$15,604.52)
07001_S	Total for fund		(\$15,615.40)	\$0.00	(\$212.87)	\$0.00	(\$15,828.27)
7008	SD #8 WINDOW ROCK UNIFIED	2015 T	\$0.00	\$0.00	\$0.00	\$0.00	\$0.00
7008	SD #8 WINDOW ROCK UNIFIED	2016 T	\$0.00	\$0.00	\$0.00	\$0.00	\$0.00
7008	Total for fund		\$0.00	\$0.00	\$0.00	\$0.00	\$0.00
7010	SD #10 ROUND VALLEY UNIFIED	2014 T	\$78.04	\$0.00	\$0.00	\$0.00	\$78.04
7010	SD #10 ROUND VALLEY UNIFIED	2015 T	\$1,246.45	\$0.00	\$0.00	\$0.00	\$1,246.45
7010	SD #10 ROUND VALLEY UNIFIED	2016 T	\$1,065,588.58	\$0.00	\$2,634.17	\$0.00	\$1,068,222.75
7010	Total for fund		\$1,066,913.07	\$0.00	\$2,634.17	\$0.00	\$1,069,547.24
07010P	Round Valley Unified School Ditriect #10	2011 T	\$31.27	\$0.00	\$0.00	\$0.00	\$31.27
07010P	Round Valley Unified School Ditriect #10	2012 T	\$32.93	\$0.00	\$0.00	\$0.00	\$32.93
07010P	Round Valley Unified School Ditriect #10	2013 T	\$31.01	\$0.00	\$0.00	\$0.00	\$31.01
07010P	Total for fund		\$95.21	\$0.00	\$0.00	\$0.00	\$95.21
07010P_S	Round Valley Unified School Ditriect #10	2011 T	(\$11.68)	\$0.00	\$0.00	\$0.00	(\$11.68)
07010P_S	Round Valley Unified School Ditriect #10	2012 T	(\$12.77)	\$0.00	\$0.00	\$0.00	(\$12.77)
07010P_S	Round Valley Unified School Ditriect #10	2013 T	(\$10.59)	\$0.00	\$0.00	\$0.00	(\$10.59)
07010P_S	Total for fund		(\$35.04)	\$0.00	\$0.00	\$0.00	(\$35.04)
07010_S	SD #10 ROUND VALLEY UNIFIED	2014 T	(\$10.39)	\$0.00	\$0.00	\$0.00	(\$10.39)
07010_S	SD #10 ROUND VALLEY UNIFIED	2015 T	(\$145.86)	\$0.00	\$0.00	\$0.00	(\$145.86)
07010_S	SD #10 ROUND VALLEY UNIFIED	2016 T	(\$19,051.76)	\$0.00	(\$344.77)	\$0.00	(\$19,396.53)
07010_S	Total for fund		(\$19,208.01)	\$0.00	(\$344.77)	\$0.00	(\$19,552.78)
7018	SD #18 SANDERS UNIFIED	2015 T	\$0.00	\$0.00	\$0.00	\$0.00	\$0.00
7018	SD #18 SANDERS UNIFIED	2016 T	\$0.00	\$0.00	\$0.00	\$0.00	\$0.00
7018	Total for fund		\$0.00	\$0.00	\$0.00	\$0.00	\$0.00
7019	SD #20 GANADO UNIFIED	2016 T	\$0.00	\$0.00	\$0.00	\$0.00	\$0.00
7019	Total for fund		\$0.00	\$0.00	\$0.00	\$0.00	\$0.00
7024	SD #24 CHINLE UNIFIED	2016 T	\$0.00	\$0.00	\$0.00	\$0.00	\$0.00
7024	Total for fund		\$0.00	\$0.00	\$0.00	\$0.00	\$0.00
7027	SD #27 RED MESA UNIFIED	2015 T	\$0.00	\$0.00	\$0.00	\$0.00	\$0.00
7027	SD #27 RED MESA UNIFIED	2016 T	\$0.00	\$0.00	\$0.00	\$0.00	\$0.00
7027	Total for fund		\$0.00	\$0.00	\$0.00	\$0.00	\$0.00
7999	SD #10 MINIMUM SCHOOL TAX	2014 T	\$30.37	\$0.00	\$0.00	\$0.00	\$30.37

7999 SD #10 MINIMUM SCHOOL TAX	2015 T	\$482.32	\$0.00	\$0.00	\$0.00	\$482.32
7999 SD #10 MINIMUM SCHOOL TAX	2016 T	\$331,947.38	\$0.00	\$820.58	\$0.00	\$332,767.96
7999 Total for fund		\$332,460.07	\$0.00	\$820.58	\$0.00	\$333,280.65
07999_S SD #10 MINIMUM SCHOOL TAX	2014 T	(\$4.74)	\$0.00	\$0.00	\$0.00	(\$4.74)
07999_S SD #10 MINIMUM SCHOOL TAX	2015 T	(\$56.45)	\$0.00	\$0.00	\$0.00	(\$56.45)
07999_S SD #10 MINIMUM SCHOOL TAX	2016 T	(\$5,935.93)	\$0.00	(\$107.43)	\$0.00	(\$6,043.36)
07999_S Total for fund		(\$5,997.12)	\$0.00	(\$107.43)	\$0.00	(\$6,104.55)
08000S Junior College Tuition	2013 T	\$41.83	\$0.00	(\$4.97)	\$0.00	\$36.86
08000S Total for fund		\$41.83	\$0.00	(\$4.97)	\$0.00	\$36.86
10251 NAVAPACHE HOSP DIST	2016 T	\$0.00	\$0.00	\$0.00	\$0.00	\$0.00
10251 Total for fund		\$0.00	\$0.00	\$0.00	\$0.00	\$0.00
10260 WHITE MTN HEALTH CARE DIST	2014 T	\$82.72	\$0.00	(\$7.23)	\$0.00	\$75.49
10260 WHITE MTN HEALTH CARE DIST	2015 T	\$636.78	\$0.00	(\$21.53)	\$0.00	\$615.25
10260 WHITE MTN HEALTH CARE DIST	2016 T	\$90,335.31	\$0.00	\$1,223.51	\$0.00	\$91,558.82
10260 Total for fund		\$91,054.81	\$0.00	\$1,194.75	\$0.00	\$92,249.56
10260S White Mountain Health Care District	2011 T	\$11.96	\$0.00	\$0.00	\$0.00	\$11.96
10260S White Mountain Health Care District	2012 T	\$11.96	\$0.00	(\$7.10)	\$0.00	\$4.86
10260S White Mountain Health Care District	2013 T	\$14.66	\$0.00	(\$7.10)	\$0.00	\$7.56
10260S Total for fund		\$38.58	\$0.00	(\$14.20)	\$0.00	\$24.38
10270 NORTHERN HEALTH CARE DIST	2014 T	\$20,489.72	\$0.00	\$0.00	\$0.00	\$20,489.72
10270 NORTHERN HEALTH CARE DIST	2015 T	\$4,860.25	\$0.00	\$0.00	\$0.00	\$4,860.25
10270 NORTHERN HEALTH CARE DIST	2016 T	\$493,716.91	\$0.00	\$203.79	\$0.00	\$493,920.70
10270 Total for fund		\$519,066.88	\$0.00	\$203.79	\$0.00	\$519,270.67
10270S Northern Health Care District	2007 T	\$12,264.57	\$0.00	\$0.00	\$0.00	\$12,264.57
10270S Northern Health Care District	2008 T	\$18,581.16	\$0.00	\$0.00	\$0.00	\$18,581.16
10270S Northern Health Care District	2009 T	\$18,608.32	\$0.00	\$0.00	\$0.00	\$18,608.32
10270S Northern Health Care District	2010 T	\$15,301.80	\$0.00	\$0.00	\$0.00	\$15,301.80
10270S Northern Health Care District	2011 T	\$18,752.28	\$0.00	\$0.00	\$0.00	\$18,752.28
10270S Northern Health Care District	2012 T	\$117.18	\$0.00	\$0.00	\$0.00	\$117.18
10270S Northern Health Care District	2013 T	\$116.80	\$0.00	\$0.00	\$0.00	\$116.80
10270S Total for fund		\$83,742.11	\$0.00	\$0.00	\$0.00	\$83,742.11
11603 FD CONCHO	2014 T	\$45.98	\$0.00	\$0.00	\$0.00	\$45.98
11603 FD CONCHO	2015 T	\$592.61	\$0.00	\$0.00	\$0.00	\$592.61
11603 FD CONCHO	2016 T	\$15,140.77	\$0.00	\$0.00	\$0.00	\$15,140.77

11603	Total for fund		\$15,779.36	\$0.00	\$0.00	\$0.00	\$15,779.36
11604	FD GREER	2015 T	\$753.80	\$0.00	\$0.00	\$0.00	\$753.80
11604	FD GREER	2016 T	\$62,697.50	\$0.00	\$1,173.13	\$0.00	\$63,870.63
11604	Total for fund		\$63,451.30	\$0.00	\$1,173.13	\$0.00	\$64,624.43
11605	FD ALPINE	2014 T	\$6.21	\$0.00	\$0.00	\$0.00	\$6.21
11605	FD ALPINE	2015 T	\$24.79	\$0.00	\$0.00	\$0.00	\$24.79
11605	FD ALPINE	2016 T	\$57,658.39	\$0.00	\$0.00	\$0.00	\$57,658.39
11605	Total for fund		\$57,689.39	\$0.00	\$0.00	\$0.00	\$57,689.39
11618	FD PUERCO	2014 T	\$135.93	\$0.00	\$0.00	\$0.00	\$135.93
11618	FD PUERCO	2015 T	\$1,614.42	\$0.00	\$0.00	\$0.00	\$1,614.42
11618	FD PUERCO	2016 T	\$140,713.51	\$0.00	\$122.62	\$0.00	\$140,836.13
11618	Total for fund		\$142,463.86	\$0.00	\$122.62	\$0.00	\$142,586.48
11618S	Puerco Fire District	2012 T	\$120.55	\$0.00	\$0.00	\$0.00	\$120.55
11618S	Puerco Fire District	2013 T	\$115.79	\$0.00	\$0.00	\$0.00	\$115.79
11618S	Total for fund		\$236.34	\$0.00	\$0.00	\$0.00	\$236.34
11619	FD GANADO	2016 T	\$178,829.13	\$0.00	(\$0.01)	\$0.00	\$178,829.12
11619	Total for fund		\$178,829.13	\$0.00	(\$0.01)	\$0.00	\$178,829.12
11620	FD VERNON	2014 T	\$140.93	\$0.00	\$0.00	\$0.00	\$140.93
11620	FD VERNON	2015 T	\$476.19	\$0.00	\$0.00	\$0.00	\$476.19
11620	FD VERNON	2016 T	\$84,524.05	\$0.00	\$0.00	\$0.00	\$84,524.05
11620	Total for fund		\$85,141.17	\$0.00	\$0.00	\$0.00	\$85,141.17
11621	FD NUTRIOSO	2015 T	\$261.21	\$0.00	\$0.00	\$0.00	\$261.21
11621	FD NUTRIOSO	2016 T	\$26,726.74	\$0.00	\$488.29	\$0.00	\$27,215.03
11621	Total for fund		\$26,987.95	\$0.00	\$488.29	\$0.00	\$27,476.24
11900	APACHE COUNTY FD ASSISTANCE FUND	2014 T	\$561.88	\$0.00	(\$1.40)	\$0.00	\$560.48
11900	APACHE COUNTY FD ASSISTANCE FUND	2015 T	\$355.99	\$0.00	(\$3.95)	\$0.00	\$352.04
11900	APACHE COUNTY FD ASSISTANCE FUND	2016 T	\$90,141.56	\$0.00	\$223.57	\$0.00	\$90,365.13
11900	Total for fund		\$91,059.43	\$0.00	\$218.22	\$0.00	\$91,277.65
11900S	Fire District Assistance Fund	2007 T	\$464.38	\$0.00	\$0.00	\$0.00	\$464.38
11900S	Fire District Assistance Fund	2008 T	\$557.51	\$0.00	\$0.00	\$0.00	\$557.51
11900S	Fire District Assistance Fund	2009 T	\$552.38	\$0.00	\$0.00	\$0.00	\$552.38
11900S	Fire District Assistance Fund	2010 T	\$529.98	\$0.00	\$0.00	\$0.00	\$529.98
11900S	Fire District Assistance Fund	2011 T	\$477.09	\$0.00	\$0.00	\$0.00	\$477.09
11900S	Fire District Assistance Fund	2012 T	\$8.65	\$0.00	(\$1.22)	\$0.00	\$7.43

11900S	Fire District Assistance Fund	2013 T	\$11.39	\$0.00	(\$1.35)	\$0.00	\$10.04
11900S	Total for fund		\$2,601.38	\$0.00	(\$2.57)	\$0.00	\$2,598.81
14900	APACHE COUNTY LIBRARY DIST	2014 T	\$1,924.74	\$0.00	(\$4.79)	\$0.00	\$1,919.95
14900	APACHE COUNTY LIBRARY DIST	2015 T	\$1,277.04	\$0.00	(\$14.18)	\$0.00	\$1,262.86
14900	APACHE COUNTY LIBRARY DIST	2016 T	\$342,980.28	\$0.00	\$850.57	\$0.00	\$343,830.85
14900	Total for fund		\$346,182.06	\$0.00	\$831.60	\$0.00	\$347,013.66
14900S	Library District	2007 T	\$1,815.29	\$0.00	\$0.00	\$0.00	\$1,815.29
14900S	Library District	2008 T	\$1,715.61	\$0.00	\$0.00	\$0.00	\$1,715.61
14900S	Library District	2009 T	\$2,069.29	\$0.00	\$0.00	\$0.00	\$2,069.29
14900S	Library District	2010 T	\$2,006.08	\$0.00	\$0.00	\$0.00	\$2,006.08
14900S	Library District	2011 T	\$1,892.56	\$0.00	\$0.00	\$0.00	\$1,892.56
14900S	Library District	2012 T	\$26.20	\$0.00	(\$3.69)	\$0.00	\$22.51
14900S	Library District	2013 T	\$30.30	\$0.00	(\$3.60)	\$0.00	\$26.70
14900S	Total for fund		\$9,555.33	\$0.00	(\$7.29)	\$0.00	\$9,548.04
14901	APACHE COUNTY LIBRARY BOND	2014 T	\$662.34	\$0.00	(\$1.65)	\$0.00	\$660.69
14901	APACHE COUNTY LIBRARY BOND	2015 T	\$469.91	\$0.00	(\$5.22)	\$0.00	\$464.69
14901	APACHE COUNTY LIBRARY BOND	2016 T	\$136,373.70	\$0.00	\$338.24	\$0.00	\$136,711.94
14901	Total for fund		\$137,505.95	\$0.00	\$331.37	\$0.00	\$137,837.32
14901S	Library Bond	2007 T	\$868.37	\$0.00	\$0.00	\$0.00	\$868.37
14901S	Library Bond	2008 T	\$842.64	\$0.00	\$0.00	\$0.00	\$842.64
14901S	Library Bond	2009 T	\$826.94	\$0.00	\$0.00	\$0.00	\$826.94
14901S	Library Bond	2010 T	\$620.28	\$0.00	\$0.00	\$0.00	\$620.28
14901S	Library Bond	2011 T	\$593.56	\$0.00	\$0.00	\$0.00	\$593.56
14901S	Library Bond	2012 T	\$13.22	\$0.00	(\$1.86)	\$0.00	\$11.36
14901S	Library Bond	2013 T	\$11.41	\$0.00	(\$1.35)	\$0.00	\$10.06
14901S	Total for fund		\$3,776.42	\$0.00	(\$3.21)	\$0.00	\$3,773.21
15000	APACHE COUNTY FLOOD CONTROL DIST	2014 T	\$14.24	\$0.00	(\$0.74)	\$0.00	\$13.50
15000	APACHE COUNTY FLOOD CONTROL DIST	2015 T	\$262.34	\$0.00	(\$4.20)	\$0.00	\$258.14
15000	APACHE COUNTY FLOOD CONTROL DIST	2016 T	\$36,908.86	\$0.00	\$216.00	\$0.00	\$37,124.86
15000	Total for fund		\$37,185.44	\$0.00	\$211.06	\$0.00	\$37,396.50
16000	DWID OJO BONITO	2016 T	\$0.00	\$0.00	\$0.00	\$0.00	\$0.00
16000	Total for fund		\$0.00	\$0.00	\$0.00	\$0.00	\$0.00
16001	DWID VERNON	2016 T	\$0.00	\$0.00	\$0.00	\$0.00	\$0.00
16001	Total for fund		\$0.00	\$0.00	\$0.00	\$0.00	\$0.00

16002 DWID ALPINE	2016 T	\$0.00	\$0.00	\$0.00	\$0.00	\$0.00
16002 Total for fund		\$0.00	\$0.00	\$0.00	\$0.00	\$0.00
200101 County -GENERAL FUND OVERRIDE	2007 T	\$2,639.31	\$0.00	\$0.00	\$0.00	\$2,639.31
200101 Count -GENERAL FUND OVERRIDE	2008 T	\$2,720.23	\$0.00	\$0.00	\$0.00	\$2,720.23
200101 Total for fund		\$5,359.54	\$0.00	\$0.00	\$0.00	\$5,359.54
200350 County -JUNIOR COLLEGE	2007 T	\$1,234.95	\$0.00	\$0.00	\$0.00	\$1,234.95
200350 County -JUNIOR COLLEGE	2008 T	\$1,679.21	\$0.00	\$0.00	\$0.00	\$1,679.21
200350 County- JUNIOR COLLEGE	2009 T	\$1,426.26	\$0.00	\$0.00	\$0.00	\$1,426.26
200350 County -JUNIOR COLLEGE	2010 T	\$1,430.95	\$0.00	\$0.00	\$0.00	\$1,430.95
200350 County -JUNIOR COLLEGE	2011 T	\$1,553.00	\$0.00	\$0.00	\$0.00	\$1,553.00
200350 County -JUNIOR COLLEGE	2012 T	\$27.74	\$0.00	(\$3.91)	\$0.00	\$23.83
200350 Total for fund		\$7,352.11	\$0.00	(\$3.91)	\$0.00	\$7,348.20
200351 County -POST SECONDARY EDUCATION	2007 T	\$630.57	\$0.00	\$0.00	\$0.00	\$630.57
200351 County -POST SECONDARY EDUCATION	2008 T	\$878.43	\$0.00	\$0.00	\$0.00	\$878.43
200351 County -POST SECONDARY EDUCATION	2009 T	\$843.89	\$0.00	\$0.00	\$0.00	\$843.89
200351 County -POST SECONDARY EDUCATION	2010 T	\$846.66	\$0.00	\$0.00	\$0.00	\$846.66
200351 County -POST SECONDARY EDUCATION	2011 T	\$743.60	\$0.00	\$0.00	\$0.00	\$743.60
200351 County -POST SECONDARY EDUCATION	2012 T	\$16.55	\$0.00	(\$2.33)	\$0.00	\$14.22
200351 Total for fund		\$3,959.70	\$0.00	(\$2.33)	\$0.00	\$3,957.37
20603 WID GREER BOND	2016 T	\$0.00	\$0.00	\$0.00	\$0.00	\$0.00
20603 Total for fund		\$0.00	\$0.00	\$0.00	\$0.00	\$0.00
21701 SAN DIST ALPINE	2014 T	\$6.15	\$0.00	\$0.00	\$0.00	\$6.15
21701 SAN DIST ALPINE	2016 T	\$15,931.05	\$0.00	\$0.00	\$0.00	\$15,931.05
21701 Total for fund		\$15,937.20	\$0.00	\$0.00	\$0.00	\$15,937.20
21710 SAN DIST LITTLE COLORADO	2016 T	\$6,326.83	\$0.00	\$148.57	\$0.00	\$6,475.40
21710 Total for fund		\$6,326.83	\$0.00	\$148.57	\$0.00	\$6,475.40
23951 RES DIST #8 NAVAJO INDIAN	2015 T	\$0.00	\$0.00	\$0.00	\$0.00	\$0.00
23951 RES DIST #8 NAVAJO INDIAN	2016 T	\$0.00	\$0.00	\$0.00	\$0.00	\$0.00
23951 Total for fund		\$0.00	\$0.00	\$0.00	\$0.00	\$0.00
23952 RES DIST #10 APACHE INDIAN	2016 T	\$0.00	\$0.00	\$0.00	\$0.00	\$0.00
23952 Total for fund		\$0.00	\$0.00	\$0.00	\$0.00	\$0.00
23953 RES DIST #18 NAVAJO INDIAN	2015 T	\$0.00	\$0.00	\$0.00	\$0.00	\$0.00
23953 RES DIST #18 NAVAJO INDIAN	2016 T	\$0.00	\$0.00	\$0.00	\$0.00	\$0.00
23953 Total for fund		\$0.00	\$0.00	\$0.00	\$0.00	\$0.00

23954 RES DIST #19 NAVAJO INDIAN	2016 T	\$0.00	\$0.00	\$0.00	\$0.00	\$0.00
23954 Total for fund		\$0.00	\$0.00	\$0.00	\$0.00	\$0.00
23955 RES DIST #23 APACHE INDIAN	2016 T	\$0.00	\$0.00	\$0.00	\$0.00	\$0.00
23955 Total for fund		\$0.00	\$0.00	\$0.00	\$0.00	\$0.00
23956 RES DIST #24 NAVAJO INDIAN	2016 T	\$0.00	\$0.00	\$0.00	\$0.00	\$0.00
23956 Total for fund		\$0.00	\$0.00	\$0.00	\$0.00	\$0.00
23957 RES DIST #27 NAVAJO INDIAN	2015 T	\$0.00	\$0.00	\$0.00	\$0.00	\$0.00
23957 RES DIST #27 NAVAJO INDIAN	2016 T	\$0.00	\$0.00	\$0.00	\$0.00	\$0.00
23957 Total for fund		\$0.00	\$0.00	\$0.00	\$0.00	\$0.00
28000 APACHE COUNTY JAIL DIST	2014 T	\$1,339.40	\$0.00	(\$3.33)	\$0.00	\$1,336.07
28000 APACHE COUNTY JAIL DIST	2015 T	\$893.34	\$0.00	(\$9.92)	\$0.00	\$883.42
28000 APACHE COUNTY JAIL DIST	2016 T	\$221,206.30	\$0.00	\$548.57	\$0.00	\$221,754.87
28000 Total for fund		\$223,439.04	\$0.00	\$535.32	\$0.00	\$223,974.36
28000S Jail District	2007 T	\$1,068.76	\$0.00	\$0.00	\$0.00	\$1,068.76
28000S Jail District	2008 T	\$1,213.31	\$0.00	\$0.00	\$0.00	\$1,213.31
28000S Jail District	2009 T	\$1,304.31	\$0.00	\$0.00	\$0.00	\$1,304.31
28000S Jail District	2010 T	\$1,308.60	\$0.00	\$0.00	\$0.00	\$1,308.60
28000S Jail District	2011 T	\$1,316.10	\$0.00	\$0.00	\$0.00	\$1,316.10
28000S Jail District	2012 T	\$23.64	\$0.00	(\$3.33)	\$0.00	\$20.31
28000S Jail District	2013 T	\$28.06	\$0.00	(\$3.33)	\$0.00	\$24.73
28000S Total for fund		\$6,262.78	\$0.00	(\$6.66)	\$0.00	\$6,256.12
28002 APACHE COUNTY JAIL DIST - JUVENILE	2014 T	\$613.45	\$0.00	(\$1.53)	\$0.00	\$611.92
28002 APACHE COUNTY JAIL DIST - JUVENILE	2015 T	\$370.31	\$0.00	(\$4.11)	\$0.00	\$366.20
28002 APACHE COUNTY JAIL DIST - JUVENILE	2016 T	\$99,432.19	\$0.00	\$246.60	\$0.00	\$99,678.79
28002 Total for fund		\$100,415.95	\$0.00	\$240.96	\$0.00	\$100,656.91
28002S Juvenile Jail District	2007 T	\$534.38	\$0.00	\$0.00	\$0.00	\$534.38
28002S Juvenile Jail District	2008 T	\$606.65	\$0.00	\$0.00	\$0.00	\$606.65
28002S Juvenile Jail District	2009 T	\$652.15	\$0.00	\$0.00	\$0.00	\$652.15
28002S Juvenile Jail District	2010 T	\$654.29	\$0.00	\$0.00	\$0.00	\$654.29
28002S Juvenile Jail District	2011 T	\$551.45	\$0.00	\$0.00	\$0.00	\$551.45
28002S Juvenile Jail District	2012 T	\$8.85	\$0.00	(\$1.25)	\$0.00	\$7.60
28002S Juvenile Jail District	2013 T	\$13.05	\$0.00	(\$1.55)	\$0.00	\$11.50
28002S Total for fund		\$3,020.82	\$0.00	(\$2.80)	\$0.00	\$3,018.02
28003 CID CONCHO WASTEWATER	2015 T	\$345.30	\$0.00	\$0.00	\$0.00	\$345.30

28003	CID CONCHO WASTEWATER	2016 T	\$7,280.75	\$0.00	\$0.00	\$0.00	\$7,280.75
28003	Total for fund		\$7,626.05	\$0.00	\$0.00	\$0.00	\$7,626.05
28003SD	CID CONCHO WASTEWATER	2015 T	\$0.00	\$0.00	\$0.00	\$0.00	\$0.00
28003SD	CID CONCHO WASTEWATER	2016 T	\$0.00	\$0.00	\$0.00	\$0.00	\$0.00
28003SD	Total for fund		\$0.00	\$0.00	\$0.00	\$0.00	\$0.00
29999	APACHE COUNTY PUBLIC HEALTH DIST	2014 T	\$843.82	\$0.00	(\$2.10)	\$0.00	\$841.72
29999	APACHE COUNTY PUBLIC HEALTH DIST	2015 T	\$807.59	\$0.00	(\$8.97)	\$0.00	\$798.62
29999	APACHE COUNTY PUBLIC HEALTH DIST	2016 T	\$216,892.75	\$0.00	\$537.88	\$0.00	\$217,430.63
29999	Total for fund		\$218,544.16	\$0.00	\$526.81	\$0.00	\$219,070.97
29999S	Public Health District	2007 T	\$664.24	\$0.00	\$0.00	\$0.00	\$664.24
29999S	Public Health District	2008 T	\$955.48	\$0.00	\$0.00	\$0.00	\$955.48
29999S	Public Health District	2009 T	\$1,047.36	\$0.00	\$0.00	\$0.00	\$1,047.36
29999S	Public Health District	2010 T	\$1,033.79	\$0.00	\$0.00	\$0.00	\$1,033.79
29999S	Public Health District	2011 T	\$913.39	\$0.00	\$0.00	\$0.00	\$913.39
29999S	Public Health District	2012 T	\$14.47	\$0.00	(\$2.04)	\$0.00	\$12.43
29999S	Public Health District	2013 T	\$17.88	\$0.00	(\$2.12)	\$0.00	\$15.76
29999S	Total for fund		\$4,646.61	\$0.00	(\$4.16)	\$0.00	\$4,642.45
30000	NORTHERN AZ VIT	2014 T	\$9.36	\$0.00	(\$0.83)	\$0.00	\$8.53
30000	NORTHERN AZ VIT	2015 T	\$71.39	\$0.00	(\$2.48)	\$0.00	\$68.91
30000	NORTHERN AZ VIT	2016 T	\$44,728.63	\$0.00	(\$109,960.55)	\$0.00	(\$65,231.92)
30000	Total for fund		\$44,809.38	\$0.00	(\$109,963.86)	\$0.00	(\$65,154.48)
30000E	NORTHERN AZ VIT	2016 T	\$39,074.81	\$0.00	\$11,130.51	\$0.00	\$50,205.32
30000E	Total for fund		\$39,074.81	\$0.00	\$11,130.51	\$0.00	\$50,205.32
30000S	Northern Arizona VIT	2011 T	\$1.40	\$0.00	\$0.00	\$0.00	\$1.40
30000S	Northern Arizona VIT	2012 T	\$1.40	\$0.00	(\$0.83)	\$0.00	\$0.57
30000S	Northern Arizona VIT	2013 T	\$1.72	\$0.00	(\$0.83)	\$0.00	\$0.89
30000S	Total for fund		\$4.52	\$0.00	(\$1.66)	\$0.00	\$2.86
30001	NATIVE	2014 T	\$317.78	\$0.00	\$0.00	\$0.00	\$317.78
30001	NATIVE	2015 T	\$63.68	\$0.00	\$0.00	\$0.00	\$63.68
30001	NATIVE	2016 T	\$3,252.01	\$0.00	(\$7,311.47)	\$0.00	(\$4,059.46)
30001	Total for fund		\$3,633.47	\$0.00	(\$7,311.47)	\$0.00	(\$3,678.00)
30001E	NATIVE	2016 T	\$6,210.80	\$0.00	\$733.84	\$0.00	\$6,944.64
30001E	Total for fund		\$6,210.80	\$0.00	\$733.84	\$0.00	\$6,944.64
30001S	Northeast AZ Tech Inst Of Voc Educ	2007 T	\$267.19	\$0.00	\$0.00	\$0.00	\$267.19

30001S	Northeast AZ Tech Inst Of Voc Educ	2008 T	\$303.33	\$0.00	\$0.00	\$0.00	\$303.33
30001S	Northeast AZ Tech Inst Of Voc Educ	2009 T	\$325.38	\$0.00	\$0.00	\$0.00	\$325.38
30001S	Northeast AZ Tech Inst Of Voc Educ	2010 T	\$326.11	\$0.00	\$0.00	\$0.00	\$326.11
30001S	Northeast AZ Tech Inst Of Voc Educ	2011 T	\$326.12	\$0.00	\$0.00	\$0.00	\$326.12
30001S	Northeast AZ Tech Inst Of Voc Educ	2012 T	\$1.99	\$0.00	\$0.00	\$0.00	\$1.99
30001S	Northeast AZ Tech Inst Of Voc Educ	2013 T	\$1.94	\$0.00	\$0.00	\$0.00	\$1.94
30001S	Total for fund		\$1,552.06	\$0.00	\$0.00	\$0.00	\$1,552.06
52000	APACHE COUNTY	2015 T	\$0.00	\$0.00	\$0.00	\$0.00	\$0.00
52000	APACHE COUNTY	2016 T	\$0.00	\$0.00	\$0.00	\$0.00	\$0.00
52000	Total for fund		\$0.00	\$0.00	\$0.00	\$0.00	\$0.00
52000S	Apache Co Override	2009 T	\$3,005.79	\$0.00	\$0.00	\$0.00	\$3,005.79
52000S	Apache Co Override	2010 T	\$3,306.83	\$0.00	\$0.00	\$0.00	\$3,306.83
52000S	Apache Co Override	2011 T	\$3,265.93	\$0.00	\$0.00	\$0.00	\$3,265.93
52000S	Total for fund		\$9,578.55	\$0.00	\$0.00	\$0.00	\$9,578.55
54103	TOWN OF SPRINGERVILLE	2015 T	\$0.00	\$0.00	\$0.00	\$0.00	\$0.00
54103	TOWN OF SPRINGERVILLE	2016 T	\$0.00	\$0.00	\$0.00	\$0.00	\$0.00
54103	Total for fund		\$0.00	\$0.00	\$0.00	\$0.00	\$0.00
54106	TOWN OF EAGAR	2015 T	\$0.00	\$0.00	\$0.00	\$0.00	\$0.00
54106	TOWN OF EAGAR	2016 T	\$0.00	\$0.00	\$0.00	\$0.00	\$0.00
54106	Total for fund		\$0.00	\$0.00	\$0.00	\$0.00	\$0.00
54150	CITY OF ST JOHNS	2015 T	\$0.00	\$0.00	\$0.00	\$0.00	\$0.00
54150	CITY OF ST JOHNS	2016 T	\$0.00	\$0.00	\$0.00	\$0.00	\$0.00
54150	Total for fund		\$0.00	\$0.00	\$0.00	\$0.00	\$0.00
55006	SD #6 BUDGET OVERRIDES	2015 T	\$0.00	\$0.00	\$0.00	\$0.00	\$0.00
55006	SD #6 BUDGET OVERRIDES	2016 T	\$0.00	\$0.00	\$0.00	\$0.00	\$0.00
55006	Total for fund		\$0.00	\$0.00	\$0.00	\$0.00	\$0.00
55006S	SD #6 BUDGET OVERRIDES	2009 T	\$2.36	\$0.00	\$0.00	\$0.00	\$2.36
55006S	Total for fund		\$2.36	\$0.00	\$0.00	\$0.00	\$2.36
55007	SD #7 BUDGET OVERRIDES	2015 T	\$0.00	\$0.00	\$0.00	\$0.00	\$0.00
55007	SD #7 BUDGET OVERRIDES	2016 T	\$0.00	\$0.00	\$0.00	\$0.00	\$0.00
55007	Total for fund		\$0.00	\$0.00	\$0.00	\$0.00	\$0.00
55009	SD #9 BUDGET OVERRIDES	2015 T	\$0.00	\$0.00	\$0.00	\$0.00	\$0.00
55009	SD #9 BUDGET OVERRIDES	2016 T	\$0.00	\$0.00	\$0.00	\$0.00	\$0.00
55009	Total for fund		\$0.00	\$0.00	\$0.00	\$0.00	\$0.00

55023 SD #23 BUDGET OVERRIDES	2016 T	\$0.00	\$0.00	\$0.00	\$0.00	\$0.00
55023 Total for fund		\$0.00	\$0.00	\$0.00	\$0.00	\$0.00
56000 APACHE COUNTY POST SECONDARY EDUC	2014 T	\$669.70	\$0.00	(\$1.67)	\$0.00	\$668.03
56000 POST SECONDARY EDUC	2015 T	\$521.74	\$0.00	(\$5.79)	\$0.00	\$515.95
56000 POST SECONDARY EDUC	2016 T	\$154,844.41	\$0.00	\$384.03	\$0.00	\$155,228.44
56000 Total for fund		\$156,035.85	\$0.00	\$376.57	\$0.00	\$156,412.42
57001 SD #1 BUDGET OVERRIDES	2014 T	\$43.88	\$0.00	(\$5.42)	\$0.00	\$38.46
57001 SD #1 BUDGET OVERRIDES	2015 T	\$149.88	\$0.00	(\$14.43)	\$0.00	\$135.45
57001 SD #1 BUDGET OVERRIDES	2016 T	\$16,334.62	\$0.00	\$192.30	\$0.00	\$16,526.92
57001 Total for fund		\$16,528.38	\$0.00	\$172.45	\$0.00	\$16,700.83
57001S SJUSD #1 Budget Override	2011 T	\$3.46	\$0.00	\$0.00	\$0.00	\$3.46
57001S SJUSD #1 Budget Override	2012 T	\$2.73	\$0.00	(\$3.65)	\$0.00	(\$0.92)
57001S SJUSD #1 Budget Override	2013 T	\$5.03	\$0.00	(\$6.72)	\$0.00	(\$1.69)
57001S Total for fund		\$11.22	\$0.00	(\$10.37)	\$0.00	\$0.85
57008 SD #8 BUDGET OVERRIDES	2015 T	\$0.00	\$0.00	\$0.00	\$0.00	\$0.00
57008 SD #8 BUDGET OVERRIDES	2016 T	\$0.00	\$0.00	\$0.00	\$0.00	\$0.00
57008 Total for fund		\$0.00	\$0.00	\$0.00	\$0.00	\$0.00
57010 SD #10 BUDGET OVERRIDES	2014 T	\$12.33	\$0.00	\$0.00	\$0.00	\$12.33
57010 SD #10 BUDGET OVERRIDES	2015 T	\$223.72	\$0.00	\$0.00	\$0.00	\$223.72
57010 SD #10 BUDGET OVERRIDES	2016 T	\$211,756.85	\$0.00	\$526.95	\$0.00	\$212,283.80
57010 Total for fund		\$211,992.90	\$0.00	\$526.95	\$0.00	\$212,519.85
57010S RVUSD #10 Budget Override	2011 T	\$2.10	\$0.00	\$0.00	\$0.00	\$2.10
57010S RVUSD #10 Budget Override	2012 T	\$0.98	\$0.00	\$0.00	\$0.00	\$0.98
57010S RVUSD #10 Budget Override	2013 T	\$5.12	\$0.00	\$0.00	\$0.00	\$5.12
57010S Total for fund		\$8.20	\$0.00	\$0.00	\$0.00	\$8.20
57018 SD #18 BUDGET OVERRIDES	2015 T	\$0.00	\$0.00	\$0.00	\$0.00	\$0.00
57018 SD #18 BUDGET OVERRIDES	2016 T	\$0.00	\$0.00	\$0.00	\$0.00	\$0.00
57018 Total for fund		\$0.00	\$0.00	\$0.00	\$0.00	\$0.00
57019 SD #20 BUDGET OVERRIDES	2016 T	\$0.00	\$0.00	\$0.00	\$0.00	\$0.00
57019 Total for fund		\$0.00	\$0.00	\$0.00	\$0.00	\$0.00
57024 SD #24 BUDGET OVERRIDES	2016 T	\$0.00	\$0.00	\$0.00	\$0.00	\$0.00
57024 Total for fund		\$0.00	\$0.00	\$0.00	\$0.00	\$0.00
57027 SD #27 BUDGET OVERRIDES	2015 T	\$0.00	\$0.00	\$0.00	\$0.00	\$0.00
57027 SD #27 BUDGET OVERRIDES	2016 T	\$0.00	\$0.00	\$0.00	\$0.00	\$0.00

57027 Total for fund		\$0.00	\$0.00	\$0.00	\$0.00	\$0.00
58000 APACHE COUNTY JR COLLEGE TUITION	2014 T	\$1,886.56	\$0.00	(\$4.69)	\$0.00	\$1,881.87
58000 JR COLLEGE TUITION	2015 T	\$1,333.33	\$0.00	(\$14.81)	\$0.00	\$1,318.52
58000 JR COLLEGE TUITION	2016 T	\$330,150.39	\$0.00	\$818.78	\$0.00	\$330,969.17
58000 Total for fund		\$333,370.28	\$0.00	\$799.28	\$0.00	\$334,169.56
65006 SD #6 CLASS A BONDS	2015 T	\$0.00	\$0.00	\$0.00	\$0.00	\$0.00
65006 SD #6 CLASS A BONDS	2016 T	\$0.00	\$0.00	\$0.00	\$0.00	\$0.00
65006 Total for fund		\$0.00	\$0.00	\$0.00	\$0.00	\$0.00
65007 SD #7 CLASS A BONDS	2015 T	\$0.00	\$0.00	\$0.00	\$0.00	\$0.00
65007 SD #7 CLASS A BONDS	2016 T	\$0.00	\$0.00	\$0.00	\$0.00	\$0.00
65007 Total for fund		\$0.00	\$0.00	\$0.00	\$0.00	\$0.00
65009 SD #9 CLASS A	2015 T	\$0.00	\$0.00	\$0.00	\$0.00	\$0.00
65009 SD #9 CLASS A	2016 T	\$0.00	\$0.00	\$0.00	\$0.00	\$0.00
65009 Total for fund		\$0.00	\$0.00	\$0.00	\$0.00	\$0.00
65023 SD #23 CLASS A BONDS	2016 T	\$0.00	\$0.00	\$0.00	\$0.00	\$0.00
65023 Total for fund		\$0.00	\$0.00	\$0.00	\$0.00	\$0.00
67001 SD #1 CLASS A BONDS	2015 T	\$0.00	\$0.00	\$0.00	\$0.00	\$0.00
67001 SD #1 CLASS A BONDS	2016 T	\$0.00	\$0.00	\$0.00	\$0.00	\$0.00
67001 Total for fund		\$0.00	\$0.00	\$0.00	\$0.00	\$0.00
67008 SD #8 CLASS A BONDS	2015 T	\$0.00	\$0.00	\$0.00	\$0.00	\$0.00
67008 SD #8 CLASS A BONDS	2016 T	\$0.00	\$0.00	\$0.00	\$0.00	\$0.00
67008 Total for fund		\$0.00	\$0.00	\$0.00	\$0.00	\$0.00
67010 SD #10 CLASS A BONDS	2015 T	\$0.00	\$0.00	\$0.00	\$0.00	\$0.00
67010 SD #10 CLASS A BONDS	2016 T	\$0.00	\$0.00	\$0.00	\$0.00	\$0.00
67010 Total for fund		\$0.00	\$0.00	\$0.00	\$0.00	\$0.00
67018 SD #18 CLASS A BONDS	2015 T	\$0.00	\$0.00	\$0.00	\$0.00	\$0.00
67018 SD #18 CLASS A BONDS	2016 T	\$0.00	\$0.00	\$0.00	\$0.00	\$0.00
67018 Total for fund		\$0.00	\$0.00	\$0.00	\$0.00	\$0.00
67019 SD #20 CLASS A BONDS	2016 T	\$0.00	\$0.00	\$0.00	\$0.00	\$0.00
67019 Total for fund		\$0.00	\$0.00	\$0.00	\$0.00	\$0.00
67024 SD #24 CLASS A BONDS	2016 T	\$0.00	\$0.00	\$0.00	\$0.00	\$0.00
67024 Total for fund		\$0.00	\$0.00	\$0.00	\$0.00	\$0.00
67027 SD #27 CLASS A BONDS	2015 T	\$0.00	\$0.00	\$0.00	\$0.00	\$0.00
67027 SD #27 CLASS A BONDS	2016 T	\$0.00	\$0.00	\$0.00	\$0.00	\$0.00

67027 Total for fund		\$0.00	\$0.00	\$0.00	\$0.00	\$0.00
75006 SD #6 CLASS B BONDS	2014 T	\$33.79	\$0.00	\$0.00	\$0.00	\$33.79
75006 SD #6 CLASS B BONDS	2015 T	\$384.43	\$0.00	\$0.00	\$0.00	\$384.43
75006 SD #6 CLASS B BONDS	2016 T	\$23,266.41	\$0.00	\$0.00	\$0.00	\$23,266.41
75006 Total for fund		\$23,684.63	\$0.00	\$0.00	\$0.00	\$23,684.63
75007 SD #7 CLASS B BONDS	2015 T	\$0.00	\$0.00	\$0.00	\$0.00	\$0.00
75007 SD #7 CLASS B BONDS	2016 T	\$0.00	\$0.00	\$0.00	\$0.00	\$0.00
75007 Total for fund		\$0.00	\$0.00	\$0.00	\$0.00	\$0.00
75009 SD #9 CLASS B BONDS	2015 T	\$0.00	\$0.00	\$0.00	\$0.00	\$0.00
75009 SD #9 CLASS B BONDS	2016 T	\$0.00	\$0.00	\$0.00	\$0.00	\$0.00
75009 Total for fund		\$0.00	\$0.00	\$0.00	\$0.00	\$0.00
75023 SD #23 CLASS B BONDS	2016 T	\$0.00	\$0.00	\$0.00	\$0.00	\$0.00
75023 Total for fund		\$0.00	\$0.00	\$0.00	\$0.00	\$0.00
77001 SD #1 CLASS B BONDS	2015 T	\$0.00	\$0.00	\$0.00	\$0.00	\$0.00
77001 SD #1 CLASS B BONDS	2016 T	\$0.00	\$0.00	\$0.00	\$0.00	\$0.00
77001 Total for fund		\$0.00	\$0.00	\$0.00	\$0.00	\$0.00
77006S Concho School Class B Bond	2010 T	\$5.61	\$0.00	\$0.00	\$0.00	\$5.61
77006S Concho School Class B Bond	2011 T	\$9.71	\$0.00	\$0.00	\$0.00	\$9.71
77006S Concho School Class B Bond	2012 T	\$5.92	\$0.00	\$0.00	\$0.00	\$5.92
77006S Concho School Class B Bond	2013 T	\$12.34	\$0.00	\$0.00	\$0.00	\$12.34
77006S Total for fund		\$33.58	\$0.00	\$0.00	\$0.00	\$33.58
77008 SD #8 CLASS B BONDS	2015 T	\$0.00	\$0.00	\$0.00	\$0.00	\$0.00
77008 SD #8 CLASS B BONDS	2016 T	\$58,584.60	\$0.00	\$37.13	\$0.00	\$58,621.73
77008 Total for fund		\$58,584.60	\$0.00	\$37.13	\$0.00	\$58,621.73
77010 SD #10 CLASS B BONDS	2014 T	\$8.43	\$0.00	\$0.00	\$0.00	\$8.43
77010 SD #10 CLASS B BONDS	2015 T	\$252.00	\$0.00	\$0.00	\$0.00	\$252.00
77010 SD #10 CLASS B BONDS	2016 T	\$129,791.73	\$0.00	\$322.99	\$0.00	\$130,114.72
77010 Total for fund		\$130,052.16	\$0.00	\$322.99	\$0.00	\$130,375.15
77010S RVUSD Class B Bond	2011 T	\$4.36	\$0.00	\$0.00	\$0.00	\$4.36
77010S RVUSD Class B Bond	2012 T	\$2.96	\$0.00	\$0.00	\$0.00	\$2.96
77010S RVUSD Class B Bond	2013 T	\$4.95	\$0.00	\$0.00	\$0.00	\$4.95
77010S Total for fund		\$12.27	\$0.00	\$0.00	\$0.00	\$12.27
77018 SD #18 CLASS B BONDS	2015 T	\$0.00	\$0.00	\$0.00	\$0.00	\$0.00
77018 SD #18 CLASS B BONDS	2016 T	\$0.00	\$0.00	\$0.00	\$0.00	\$0.00

77018 Total for fund		\$0.00	\$0.00	\$0.00	\$0.00	\$0.00
77019 SD #20 CLASS B BONDS	2016 T	\$0.00	\$0.00	\$0.00	\$0.00	\$0.00
77019 Total for fund		\$0.00	\$0.00	\$0.00	\$0.00	\$0.00
77024 SD #24 CLASS B BONDS	2016 T	\$0.00	\$0.00	\$0.00	\$0.00	\$0.00
77024 Total for fund		\$0.00	\$0.00	\$0.00	\$0.00	\$0.00
77027 SD #27 CLASS B BONDS	2015 T	\$0.00	\$0.00	\$0.00	\$0.00	\$0.00
77027 SD #27 CLASS B BONDS	2016 T	\$0.00	\$0.00	\$0.00	\$0.00	\$0.00
77027 Total for fund		\$0.00	\$0.00	\$0.00	\$0.00	\$0.00
85006 SD #6 ADJACENT WAYS	2015 T	\$0.00	\$0.00	\$0.00	\$0.00	\$0.00
85006 SD #6 ADJACENT WAYS	2016 T	\$0.00	\$0.00	\$0.00	\$0.00	\$0.00
85006 Total for fund		\$0.00	\$0.00	\$0.00	\$0.00	\$0.00
85007 SD #7 ADJACENT WAYS	2015 T	\$0.00	\$0.00	\$0.00	\$0.00	\$0.00
85007 SD #7 ADJACENT WAYS	2016 T	\$0.00	\$0.00	\$0.00	\$0.00	\$0.00
85007 Total for fund		\$0.00	\$0.00	\$0.00	\$0.00	\$0.00
85009 SD #9 ADJACENT WAYS	2015 T	\$0.00	\$0.00	\$0.00	\$0.00	\$0.00
85009 SD #9 ADJACENT WAYS	2016 T	\$0.00	\$0.00	\$0.00	\$0.00	\$0.00
85009 Total for fund		\$0.00	\$0.00	\$0.00	\$0.00	\$0.00
85023 SD #23 ADJACENT WAYS	2016 T	\$0.00	\$0.00	\$0.00	\$0.00	\$0.00
85023 Total for fund		\$0.00	\$0.00	\$0.00	\$0.00	\$0.00
87001 SD #1 ADJACENT WAYS	2015 T	\$0.00	\$0.00	\$0.00	\$0.00	\$0.00
87001 SD #1 ADJACENT WAYS	2016 T	\$0.00	\$0.00	\$0.00	\$0.00	\$0.00
87001 Total for fund		\$0.00	\$0.00	\$0.00	\$0.00	\$0.00
87008 SD #8 ADJACENT WAYS	2015 T	\$0.00	\$0.00	\$0.00	\$0.00	\$0.00
87008 SD #8 ADJACENT WAYS	2016 T	\$0.00	\$0.00	\$0.00	\$0.00	\$0.00
87008 Total for fund		\$0.00	\$0.00	\$0.00	\$0.00	\$0.00
87010 SD #10 ADJACENT WAYS	2015 T	\$0.00	\$0.00	\$0.00	\$0.00	\$0.00
87010 SD #10 ADJACENT WAYS	2016 T	\$0.00	\$0.00	\$0.00	\$0.00	\$0.00
87010 Total for fund		\$0.00	\$0.00	\$0.00	\$0.00	\$0.00
87018 SD #18 ADJACENT WAYS	2015 T	\$0.00	\$0.00	\$0.00	\$0.00	\$0.00
87018 SD #18 ADJACENT WAYS	2016 T	\$0.00	\$0.00	\$0.00	\$0.00	\$0.00
87018 Total for fund		\$0.00	\$0.00	\$0.00	\$0.00	\$0.00
87019 SD #20 ADJACENT WAYS	2016 T	\$0.00	\$0.00	\$0.00	\$0.00	\$0.00
87019 Total for fund		\$0.00	\$0.00	\$0.00	\$0.00	\$0.00
87024 SD #24 ADJACENT WAYS	2016 T	\$0.00	\$0.00	\$0.00	\$0.00	\$0.00

87024 Total for fund		\$0.00	\$0.00	\$0.00	\$0.00	\$0.00
87027 SD #27 ADJACENT WAYS	2015 T	\$0.00	\$0.00	\$0.00	\$0.00	\$0.00
87027 SD #27 ADJACENT WAYS	2016 T	\$0.00	\$0.00	\$0.00	\$0.00	\$0.00
87027 Total for fund		\$0.00	\$0.00	\$0.00	\$0.00	\$0.00
Yearly Type Total	2007 T	\$24,996.66	\$0.00	\$0.00	\$0.00	\$24,996.66
Total For Year	2007	\$24,996.66	\$0.00	\$0.00	\$0.00	\$24,996.66
Yearly Type Total	2008 T	\$32,823.91	\$0.00	\$0.00	\$0.00	\$32,823.91
Total For Year	2008	\$32,823.91	\$0.00	\$0.00	\$0.00	\$32,823.91
Yearly Type Total	2009 T	\$35,769.32	\$106.90	\$0.00	\$0.00	\$35,876.22
Total For Year	2009	\$35,769.32	\$106.90	\$0.00	\$0.00	\$35,876.22
Yearly Type Total	2010 T	\$32,645.58	\$14,685.75	\$0.00	\$0.00	\$47,331.33
Total For Year	2010	\$32,645.58	\$14,685.75	\$0.00	\$0.00	\$47,331.33
Yearly Type Total	2011 T	\$36,176.37	\$27,533.98	\$0.00	\$0.00	\$63,710.35
Total For Year	2011	\$36,176.37	\$27,533.98	\$0.00	\$0.00	\$63,710.35
Yearly Type Total	2012 T	\$682.85	\$449.27	(\$63.82)	\$0.00	\$1,068.30
Total For Year	2012	\$682.85	\$449.27	(\$63.82)	\$0.00	\$1,068.30
Yearly Type Total	2013 T	\$821.86	\$409.79	(\$88.50)	\$0.00	\$1,143.15
Total For Year	2013	\$821.86	\$409.79	(\$88.50)	\$0.00	\$1,143.15
Yearly Type Total	2014 T	\$37,511.60	\$3,306.80	(\$98.66)	\$0.00	\$40,719.74
Total For Year	2014	\$37,511.60	\$3,306.80	(\$98.66)	\$0.00	\$40,719.74
Yearly Type Total	2015 T	\$32,210.03	\$4,906.28	(\$322.14)	\$0.00	\$36,794.17
Total For Year	2015	\$32,210.03	\$4,906.28	(\$322.14)	\$0.00	\$36,794.17
Yearly Type Total	2016 T	\$6,561,734.26	\$0.00	(\$88,748.72)	(\$247.83)	\$6,472,737.71
Total For Year	2016	\$6,561,734.26	\$0.00	(\$88,748.72)	(\$247.83)	\$6,472,737.71
Total For Type	T	\$6,795,372.44	\$51,398.77	(\$89,321.84)	(\$247.83)	\$6,757,201.54
Grand Total		\$6,795,372.44	\$51,398.77	(\$89,321.84)	(\$247.83)	\$6,757,201.54

Ganado Fire District
Reconciliation Summary
Wildland Account - Bank of Amer, Period Ending 10/31/2016

	Oct 31, 16
Beginning Balance	5,708.44
Cleared Transactions	
Checks and Payments - 64 items	-4,970.93
Deposits and Credits - 9 items	5,047.98
Total Cleared Transactions	77.05
Cleared Balance	<u>5,785.49</u>
Uncleared Transactions	
Checks and Payments - 3 items	-303.21
Deposits and Credits - 1 item	26.87
Total Uncleared Transactions	-276.34
Register Balance as of 10/31/2016	<u>5,509.15</u>
New Transactions	
Checks and Payments - 2 items	-301.00
Deposits and Credits - 1 item	4,251.58
Total New Transactions	3,950.58
Ending Balance	<u>9,459.73</u>

Ganado Fire District Reconciliation Detail

Wildland Account - Bank of Amer, Period Ending 10/31/2016

Type	Date	Num	Name	Clr	Amount	Balance
Beginning Balance						5,708.44
Cleared Transactions						
Checks and Payments - 64 items						
Check	10/03/2016	debit	MediaPart	X	-99.00	-99.00
Check	10/03/2016	debit	APPLEBEES	X	-49.82	-148.82
Check	10/03/2016	debit	Vonage	X	-41.95	-190.77
Check	10/03/2016	debit	Adobe Software	X	-15.90	-206.67
Check	10/03/2016	debit	MUSTANG	X	-15.70	-222.37
Check	10/03/2016	debit		X	-2.97	-225.34
Check	10/04/2016	debit	Amigo Chevrolet	X	-216.14	-441.48
Check	10/04/2016	debit	American Safety am...	X	-186.31	-627.79
Check	10/04/2016	debit	Subway - WR	X	-11.64	-639.43
Check	10/06/2016	debit	UPS	X	-47.00	-686.43
Check	10/06/2016	debit	Subway - WR	X	-20.92	-707.35
Check	10/07/2016	debit	Subway - WR	X	-13.45	-720.80
Check	10/11/2016	debit	WALMART	X	-148.28	-869.08
Check	10/11/2016	debit	APPLEBEES	X	-22.48	-891.56
Check	10/11/2016	debit	DRAGON EXPRESS	X	-10.94	-902.50
Check	10/12/2016	debit	Brickhouse Electrton	X	-49.98	-952.48
Check	10/13/2016	debit	Sam's Club	X	-184.82	-1,137.30
Check	10/13/2016	debit	Burger King - Burnsi...	X	-33.02	-1,170.32
Check	10/13/2016	debit	Chevron	X	-5.97	-1,176.29
Check	10/14/2016	debit	Mora's Conoco	X	-39.01	-1,215.30
Check	10/14/2016	debit	Mora's Conoco	X	-33.05	-1,248.35
Check	10/14/2016	debit	Chevron	X	-17.27	-1,265.62
Check	10/14/2016	debit	Adobe Software	X	-10.60	-1,276.22
Check	10/14/2016	debit	SHELL OIL	X	-7.87	-1,284.09
Check	10/17/2016	debit	Chain Saw City	X	-714.91	-1,999.00
Check	10/17/2016	debit	Staples	X	-232.70	-2,231.70
Check	10/17/2016	debit	Staples	X	-155.77	-2,387.47
Check	10/17/2016	debit	hughesnet.com	X	-71.33	-2,458.80
Check	10/17/2016	debit	Nexia Intelligence	X	-29.97	-2,488.77
Check	10/17/2016	debit	Chick-Fil_A	X	-15.63	-2,504.40
Check	10/17/2016	debit	Subway - WR	X	-11.29	-2,515.69
Check	10/18/2016	debit	Dell - Chicago, IL	X	-862.43	-3,378.12
Check	10/18/2016	debit	Cellular Call Center	X	-44.91	-3,423.03
Check	10/18/2016	debit	Cellular Call Center	X	-44.91	-3,467.94
Check	10/18/2016	debit	Cellular Call Center	X	-44.91	-3,512.85
Check	10/18/2016	debit	Bashas-WR	X	-17.11	-3,529.96
Check	10/18/2016	debit	MUSTANG	X	-12.86	-3,542.82
Check	10/18/2016	debit	MUSTANG	X	-2.14	-3,544.96
Check	10/19/2016	debit	Chain Saw City	X	-249.99	-3,794.95
Check	10/19/2016	debit	KFC	X	-42.70	-3,837.65
Check	10/20/2016	debit	Butler's Office Equip...	X	-78.70	-3,916.35
Check	10/20/2016	debit	Subway - WR	X	-26.37	-3,942.72
Check	10/20/2016	debit	GODADDY.COM	X	-15.90	-3,958.62
Check	10/24/2016	debit	Chick-Fil_A	X	-14.63	-3,973.25
Check	10/24/2016	debit	Subway - WR	X	-12.87	-3,986.12
Check	10/24/2016	debit	Pretzelmaker	X	-10.62	-3,996.74
Check	10/24/2016	debit	Amazon.com	X	-10.60	-4,007.34
Check	10/25/2016	debit	Burger King - Burnsi...	X	-40.99	-4,048.33
Check	10/25/2016	debit	Burger King - Burnsi...	X	-20.31	-4,068.64
Check	10/25/2016	debit	Navajo Western Aces	X	-12.13	-4,080.77
Check	10/26/2016	debit	Intuit, Inc.	X	-244.36	-4,325.13
Check	10/26/2016	debit	Cellularone of NE Ar...	X	-200.40	-4,525.53
Check	10/26/2016	debit	Bashas-WR	X	-39.09	-4,564.62
Check	10/26/2016	debit	Brickhouse Electrton	X	-24.99	-4,589.61
Check	10/28/2016	debit	Mikasa 2 Chinese C...	X	-169.05	-4,758.66
Check	10/31/2016	debit	MediaPart	X	-99.00	-4,857.66
Check	10/31/2016	debit	Buffalo Wild Wings	X	-32.99	-4,890.65
Check	10/31/2016	debit	KLAGATOH EXPRE...	X	-25.05	-4,915.70
Check	10/31/2016	debit	Bashas-WR	X	-14.53	-4,930.23
Check	10/31/2016	debit	Twin Arrows Navajo ...	X	-12.45	-4,942.68
Check	10/31/2016	debit	Mora's Conoco	X	-12.44	-4,955.12
Check	10/31/2016	debit	Twin Arrows Navajo ...	X	-8.24	-4,963.36
Check	10/31/2016	debit	Mora's Conoco	X	-4.60	-4,967.96
Check	10/31/2016	debit		X	-2.97	-4,970.93

Ganado Fire District
Reconciliation Detail
Wildland Account - Bank of Amer, Period Ending 10/31/2016

Type	Date	Num	Name	Clr	Amount	Balance
Total Checks and Payments					-4,970.93	-4,970.93
Deposits and Credits - 9 items						
Deposit	10/04/2016	deposit		X	53.49	53.49
Deposit	10/06/2016	debit		X	40.00	93.49
Deposit	10/06/2016	debit		X	60.00	153.49
Deposit	10/06/2016	debit		X	1,264.94	1,418.43
Deposit	10/12/2016	debit		X	65.00	1,483.43
Deposit	10/12/2016	debit		X	140.00	1,623.43
Deposit	10/13/2016	refund	Staples	X	21.78	1,645.21
Deposit	10/13/2016	debit		X	1,069.27	2,714.48
Deposit	10/13/2016	debit		X	2,333.50	5,047.98
Total Deposits and Credits					5,047.98	5,047.98
Total Cleared Transactions					77.05	77.05
Cleared Balance					77.05	5,785.49
Uncleared Transactions						
Checks and Payments - 3 items						
General Journal	04/17/2014	ADJ 1...	LOWE'S		-30.51	-30.51
General Journal	05/21/2014	ADJ 1...	WALMART		-132.70	-163.21
General Journal	06/30/2016	ADJ 1...			-140.00	-303.21
Total Checks and Payments					-303.21	-303.21
Deposits and Credits - 1 item						
General Journal	07/26/2011	1402R	Burger King - Burns...		26.87	26.87
Total Deposits and Credits					26.87	26.87
Total Uncleared Transactions					-276.34	-276.34
Register Balance as of 10/31/2016					-199.29	5,509.15
New Transactions						
Checks and Payments - 2 items						
Bill Pmt -Check	11/14/2016	1284	Wyndolyn Atakai		-85.00	-85.00
Bill Pmt -Check	11/20/2016	1285	P. Joe		-216.00	-301.00
Total Checks and Payments					-301.00	-301.00
Deposits and Credits - 1 item						
Deposit	11/01/2016				4,251.58	4,251.58
Total Deposits and Credits					4,251.58	4,251.58
Total New Transactions					3,950.58	3,950.58
Ending Balance					3,751.29	9,459.73




P.O. Box 15284
Wilmington, DE 19850

Customer service information

 1.888.BUSINESS (1.888.287.4637)

 bankofamerica.com

 Bank of America, N.A.
P.O. Box 25118
Tampa, FL 33622-5118

GANADO FIRE DISTRICT
PO BOX 718
GANADO, AZ 86505-0718

Your Business Economy Checking

for October 1, 2016 to October 31, 2016

Account number: 0042 7585 7945

GANADO FIRE DISTRICT

Account summary

Beginning balance on October 1, 2016	\$5,708.44
Deposits and other credits	5,047.98
Withdrawals and other debits	-4,964.99
Checks	-0.00
Service fees	-5.94
Ending balance on October 31, 2016	\$5,785.49

of deposits/credits: 9
 # of withdrawals/debits: 64
 # of deposited items: 62
 # of days in cycle: 31
 Average ledger balance: \$6,733.26

Boost your efficiency with a flexible point-of-sale system

The Clover® suite of products can help.
Learn more at bankofamerica.com/GoClover.



Merchant Services are provided by Bank of America, N.A. and its representative Banc of America Merchant Services, LLC. Banc of America Merchant Services, LLC is not a bank, and does not offer bank deposits, and its services are not guaranteed by the FDIC or any other governmental agency. ©2016 Banc of America Merchant Services, LLC. AR7M4M4C | SSM-05-16-0084.B

IMPORTANT INFORMATION: BANK DEPOSIT ACCOUNTS

Updating your contact information - We encourage you to keep your contact information up-to-date. This includes address, email and phone number. If your information has changed, the easiest way to update it is by visiting the Help & Support tab of Online Banking. Or, you can call our Customer Service team.

Deposit agreement - When you opened your account, you received a deposit agreement and fee schedule and agreed that your account would be governed by the terms of these documents, as we may amend them from time to time. These documents are part of the contract for your deposit account and govern all transactions relating to your account, including all deposits and withdrawals. Copies of both the deposit agreement and fee schedule which contain the current version of the terms and conditions of your account relationship may be obtained at our financial centers.

Electronic transfers: In case of errors or questions about your electronic transfers - If you think your statement or receipt is wrong or you need more information about an electronic transfer (e.g., ATM transactions, direct deposits or withdrawals, point-of-sale transactions) on the statement or receipt, telephone or write us at the address and number listed on the front of this statement as soon as you can. We must hear from you no later than 60 days after we sent you the FIRST statement on which the error or problem appeared.

- Tell us your name and account number.
- Describe the error or transfer you are unsure about, and explain as clearly as you can why you believe there is an error or why you need more information.
- Tell us the dollar amount of the suspected error.

For consumer accounts used primarily for personal, family or household purposes, we will investigate your complaint and will correct any error promptly. If we take more than 10 business days (10 calendar days if you are a Massachusetts customer) (20 business days if you are a new customer, for electronic transfers occurring during the first 30 days after the first deposit is made to your account) to do this, we will credit your account for the amount you think is in error, so that you will have use of the money during the time it will take to complete our investigation.

For other accounts, we investigate, and if we find we have made an error, we credit your account at the conclusion of our investigation.

Reporting other problems - You must examine your statement carefully and promptly. You are in the best position to discover errors and unauthorized transactions on your account. If you fail to notify us in writing of suspected problems or an unauthorized transaction within the time period specified in the deposit agreement (which periods are no more than 60 days after we make the statement available to you and in some cases are 30 days or less), we are not liable to you for, and you agree to not make a claim against us for the problems or unauthorized transactions.

Direct deposits - If you have arranged to have direct deposits made to your account at least once every 60 days from the same person or company, you may call us at the telephone number listed on the front of this statement to find out if the deposit was made as scheduled. You may also review your activity online or visit a financial center for information.

© 2016 Bank of America Corporation

Bank of America, N.A. Member FDIC and  Equal Housing Lender

Deposits and other credits

Date	Description	Amount
10/04/16	Square Inc DES:161004P2 ID:L202158571916 INDN:Dewayne Woodie CO ID:9424300002 PPD	53.49
10/06/16	BKOFAMERICA MOBILE 10/06 3484563206 DEPOSIT *MOBILE NM	1,264.94
10/06/16	BKOFAMERICA MOBILE 10/06 3484562550 DEPOSIT *MOBILE NM	60.00
10/06/16	BKOFAMERICA MOBILE 10/06 3484564709 DEPOSIT *MOBILE NM	40.00
10/12/16	BKOFAMERICA MOBILE 10/12 3486316497 DEPOSIT *MOBILE NM	140.00
10/12/16	BKOFAMERICA MOBILE 10/12 3486316029 DEPOSIT *MOBILE NM	65.00
10/13/16	Deposit	2,333.50
10/13/16	BKOFAMERICA MOBILE 10/13 3486472692 DEPOSIT *MOBILE NM	1,069.27
10/24/16	CHECKCARD 1020 STAPLES 00108332 FLAGSTAFF AZ 7416407629510500098	21.78

Total deposits and other credits **\$5,047.98**

Withdrawals and other debits

Date	Description	Amount
Card account # XXXX XXXX XXXX 2202		
10/03/16	CHECKCARD 0929 ADOBE *ACROPRO SUBS 800-833-6687 CA 24610436274004027628626 CKCD 5734 XXXXXXXXXXXXX2202 XXXX XXXX XXXX 2202	-15.90
10/03/16	CHECKCARD 0930 CBA*MEDIAPARTS INT. 18007999570. 74748226275358124009286 RECURRING CKCD 5817 XXXXXXXXXXXXX2202 XXXX XXXX XXXX 2202	-99.00
10/03/16	CHECKCARD 1001 VONAGE *PRICE+TAXES 866-243-4357 NJ 24692166275000016785172 RECURRING CKCD 4814 XXXXXXXXXXXXX2202 XXXX XXXX XXXX 2202	-41.95
10/04/16	CHECKCARD 1003 AMERICAN SAFETY AND HEA 541-3447099 OR 24717056278132789137827 CKCD 8299 XXXXXXXXXXXXX2202 XXXX XXXX XXXX 2202	-186.31
10/06/16	USPS0332930205 10/06 #000005446 PURCHASE 191 STATE HIGHWAY GANADO AZ	-47.00
10/12/16	CHECKCARD 1011 BRICKHOUSE ELECTRON 800-654-7966 NY 24110396285207868703204 CKCD 7393 XXXXXXXXXXXXX2202 XXXX XXXX XXXX 2202	-49.98
10/14/16	CHECKCARD 1012 ADOBE *PHOTOGRAPHY PLAN 800-833-6687 CA 24610436287004023561651 RECURRING CKCD 5734 XXXXXXXXXXXXX2202 XXXX XXXX XXXX 2202	-10.60

continued on the next page

Hire-to-retain payroll and HR support

Get the right payroll and HR solutions for your business from an ADP consultant dedicated to Bank of America customers.

To learn more, visit bankofamerica.com/ADPnow, or call **844.274.1901** today.



ADP and the ADP logo are registered trademarks of ADP, LLC, and ADP A more human resource is a service mark of ADP, LLC, used under license. Bank of America does not deliver the services associated with ADP products. Internet access is required. Internet service provider fees may apply. Other bank fees may apply. See the Business Schedule of Fees at bankofamerica.com/businessfeesataglance for details. Bank of America is a registered trademark of Bank of America Corporation. ©2016 Bank of America Corporation. SSM-06-16-0173.B | ARWSKQGM

Withdrawals and other debits - continued

Date	Description	Amount
10/14/16	CHECKCARD 1013 CONOCO - MORAS CONOCO S GANADO AZ 24015176287001745269038 CKCD 5542 XXXXXXXXXXXX2202 XXXX XXXX XXXX 2202	-33.05
10/18/16	MUSTANG #7601 10/18 #000091814 PURCHASE MUSTANG #7601 WINDOW ROCK AZ	-2.14
10/18/16	MUSTANG #7601 10/18 #000093345 PURCHASE MUSTANG #7601 WINDOW ROCK AZ	-12.86
10/18/16	BASHAS' #035 10/18 #000390559 PURCHASE HWY 264 & NR12 WINDOW ROCK AZ	-17.11
10/19/16	CHECKCARD 1018 KFC C183003 TSE BONITO NM 24431066293400255000174 CKCD 5814 XXXXXXXXXXXX2202 XXXX XXXX XXXX 2202	-42.70
10/20/16	CHECKCARD 1018 SUBWAY 00213702 GALLUP NM 24164076293255224608339 CKCD 5814 XXXXXXXXXXXX2202 XXXX XXXX XXXX 2202	-26.37
10/20/16	CHECKCARD 1019 DNH*GODADDY.COM 480-5058855 AZ 24906416293031421222559 RECURRING CKCD 4816 XXXXXXXXXXXX2202 XXXX XXXX XXXX 2202	-15.90
10/24/16	CHECKCARD 1022 AMAZON DIGITAL SVCS 866 866-216-1072 WA 24431066296083704189249 CKCD 5735 XXXXXXXXXXXX2202 XXXX XXXX XXXX 2202	-10.60
10/25/16	CHECKCARD 1024 NAVAJO WESTERNERS WINDOW ROCK AZ 24801976299091325000090 CKCD 5251 XXXXXXXXXXXX2202 XXXX XXXX XXXX 2202	-12.13
10/26/16	CHECKCARD 1025 Intuit *QuickBooks 800-446-8848 CA 24692166299000971281615 CKCD 5734 XXXXXXXXXXXX2202 XXXX XXXX XXXX 2202	-244.36
10/26/16	CHECKCARD 1025 CELLULARONE OSG 928-537-0690 AZ 24692166299000753288929 CKCD 4812 XXXXXXXXXXXX2202 XXXX XXXX XXXX 2202	-200.40
10/26/16	CHECKCARD 1025 BRICKHOUSE ELECTRON 800-654-7966 NY 24110396299207868101296 CKCD 7393 XXXXXXXXXXXX2202 XXXX XXXX XXXX 2202	-24.99
10/26/16	BASHAS' #035 10/26 #000482252 PURCHASE HWY 264 & NR12 WINDOW ROCK AZ	-39.09
10/28/16	CHECKCARD 1026 MIKASA 2 CHINESE CUSINE WINDOW ROCK AZ 24327436301635900787590 CKCD 5812 XXXXXXXXXXXX2202 XXXX XXXX XXXX 2202	-169.05
10/31/16	CHECKCARD 1030 CBA*MEDIAPARTS INT. 18007999570. 74748226305358304009241 RECURRING CKCD 5817 XXXXXXXXXXXX2202 XXXX XXXX XXXX 2202	-99.00
10/31/16	BASHAS' #035 10/30 #000785796 PURCHASE HWY 264 & NR12 WINDOW ROCK AZ	-14.53
Subtotal for card account # XXXX XXXX XXXX 2202		-\$1,415.02
Card account # XXXX XXXX XXXX 2210		
10/03/16	CHECKCARD 0929 APPLEBEES GALL46246179 GALLUP NM 24164076274957291406181 CKCD 5812 XXXXXXXXXXXX2210 XXXX XXXX XXXX 2210	-49.82
10/03/16	MUSTANG #7252 10/02 #000010913 PURCHASE MUSTANG #7252 GANADO AZ	-15.70
10/04/16	CHECKCARD 1003 SUBWAY 00213702 GALLUP NM 24164076277255021795966 CKCD 5814 XXXXXXXXXXXX2210 XXXX XXXX XXXX 2210	-11.64
10/04/16	AMIGO CHEV-GEO 10/04 #000906566 PURCHASE AMIGO CHEV-GEO GALLUP NM	-216.14
10/06/16	CHECKCARD 1004 SUBWAY 00213702 GALLUP NM 24164076279255173733458 CKCD 5814 XXXXXXXXXXXX2210 XXXX XXXX XXXX 2210	-20.92
10/07/16	CHECKCARD 1006 SUBWAY 00213702 GALLUP NM 24164076280255039439214 CKCD 5814 XXXXXXXXXXXX2210 XXXX XXXX XXXX 2210	-13.45
10/11/16	WM SUPERCENTER 10/09 #000531190 PURCHASE Wal-Mart Super Ce GALLUP NM	-148.28
10/11/16	CHECKCARD 1009 DRAGON EXPRESS GALLUP NM 24013396284001303377511 CKCD 5812 XXXXXXXXXXXX2210 XXXX XXXX XXXX 2210	-10.94
10/11/16	CHECKCARD 1009 APPLEBEES GALL46246179 GALLUP NM 24164076284957091834275 CKCD 5812 XXXXXXXXXXXX2210 XXXX XXXX XXXX 2210	-22.48
10/13/16	CHECKCARD 1012 BURGER KING #14580 GANADO AZ 24186166287200799301580 CKCD 5814 XXXXXXXXXXXX2210 XXXX XXXX XXXX 2210	-33.02
10/13/16	CHEVRON/HEBER 10/13 #000352800 PURCHASE CHEVRON/HEBER CHE HEBER AZ	-5.97
10/13/16	SAMS CLUB #621 10/13 #000814302 PURCHASE SAM'S Club CHANDLER AZ	-184.82
10/14/16	SHELL Service 10/13 #000030547 PURCHASE SHELL Service Sta CHAMBERS AZ	-7.87

continued on the next page

Withdrawals and other debits - continued

Date	Description	Amount
10/14/16	CHEVRON/BURNSI 10/14 #000110000 PURCHASE CHEVRON/BURNSIDE GANADO AZ	-17.27
10/14/16	MORAS GROCERY 10/14 #000673008 PURCHASE MORAS GROCERY GANADO AZ	-39.01
10/17/16	CHECKCARD 1013 STAPLES 00119628 TEMPE AZ 24164076288105001392366 CKCD 5943 XXXXXXXXXXXXX2210 XXXX XXXX XXXX 2210	-232.70
10/17/16	CHECKCARD 1013 STAPLES 00108332 FLAGSTAFF AZ 24164076288105001248691 CKCD 5943 XXXXXXXXXXXXX2210 XXXX XXXX XXXX 2210	-155.77
10/17/16	CHECKCARD 1013 CHICK-FIL-A #03083 FLAGSTAFF AZ 24427336288710020437919 CKCD 5814 XXXXXXXXXXXXX2210 XXXX XXXX XXXX 2210	-15.63
10/17/16	CHECKCARD 1014 SUBWAY 00166710 CHAMBERS AZ 24164076288255022517861 CKCD 5814 XXXXXXXXXXXXX2210 XXXX XXXX XXXX 2210	-11.29
10/17/16	CHECKCARD 1014 HNS*HughesNet.com 866-347-3292 MD 24692166288000489187000 RECURRING CKCD 4899 XXXXXXXXXXXXX2210 XXXX XXXX XXXX 2210	-71.33
10/17/16	CHAIN SAW CITY 10/17 #000172505 PURCHASE 900 E ROUTE 66 GALLUP NM	-714.91
10/18/16	CHECKCARD 1018 DMI* DELL BUS ONLINE 800-456-3355 TX 24692166292000614962057 CKCD 5045 XXXXXXXXXXXXX2210 XXXX XXXX XXXX 2210	-862.43
10/18/16	CHECKCARD 1016 CELLULAR CALL CENTER 928-537-0690 AZ 24692166291000122238934 CKCD 4812 XXXXXXXXXXXXX2210 XXXX XXXX XXXX 2210	-44.91
10/18/16	CHECKCARD 1016 CELLULAR CALL CENTER 928-537-0690 AZ 24692166291000122238967 CKCD 4812 XXXXXXXXXXXXX2210 XXXX XXXX XXXX 2210	-44.91
10/18/16	CHECKCARD 1016 CELLULAR CALL CENTER 928-537-0690 AZ 24692166291000122238975 CKCD 4812 XXXXXXXXXXXXX2210 XXXX XXXX XXXX 2210	-44.91
10/19/16	CHAIN SAW CITY 10/19 #000210129 PURCHASE 900 E ROUTE 66 GALLUP NM	-249.99
10/20/16	CHECKCARD 1019 BUTLER'S OFFICE EQUIP GALLUP NM 24275396294418700110629 CKCD 5111 XXXXXXXXXXXXX2210 XXXX XXXX XXXX 2210	-78.70
10/24/16	CHECKCARD 1020 PRETZELMAKER FLAGSTAFF AZ 24692166295000445473206 CKCD 5499 XXXXXXXXXXXXX2210 XXXX XXXX XXXX 2210	-10.62
10/24/16	CHECKCARD 1020 CHICK-FIL-A #03083 FLAGSTAFF AZ 24427336295710020749413 CKCD 5814 XXXXXXXXXXXXX2210 XXXX XXXX XXXX 2210	-14.63
10/24/16	CHECKCARD 1021 SUBWAY 00166710 CHAMBERS AZ 24164076295255013242652 CKCD 5814 XXXXXXXXXXXXX2210 XXXX XXXX XXXX 2210	-12.87
10/25/16	CHECKCARD 1024 BURGER KING #14580 GANADO AZ 24186166299200799301057 CKCD 5814 XXXXXXXXXXXXX2210 XXXX XXXX XXXX 2210	-20.31
10/27/16	CHECKCARD 1026 BURGER KING #14580 GANADO AZ 24186166301200799300246 CKCD 5814 XXXXXXXXXXXXX2210 XXXX XXXX XXXX 2210	-40.99
10/31/16	CHECKCARD 1028 KLAGETOH EXPRESS # 512 GANADO AZ 24055236303837000000078 CKCD 5542 XXXXXXXXXXXXX2210 XXXX XXXX XXXX 2210	-25.05
10/31/16	CHECKCARD 1028 TWIN ARROWS INDULGENCE FLAGSTAFF AZ 24692166304000845491245 CKCD 5814 XXXXXXXXXXXXX2210 XXXX XXXX XXXX 2210	-8.24
10/31/16	CHECKCARD 1028 TWIN ARROWS 4 ELEMENTS FLAGSTAFF AZ 24692166304000845490478 CKCD 5812 XXXXXXXXXXXXX2210 XXXX XXXX XXXX 2210	-12.45
10/31/16	CHECKCARD 1028 BUFFALO WILD WINGS FLAG FLAGSTAFF AZ 24755426303273034154592 CKCD 5812 XXXXXXXXXXXXX2210 XXXX XXXX XXXX 2210	-32.99
10/31/16	MORAS GROCERY 10/31 #000766805 PURCHASE MORAS GROCERY GANADO AZ	-4.60
10/31/16	MORAS GROCERY 10/31 #000777768 PURCHASE MORAS GROCERY GANADO AZ	-12.44

Subtotal for card account # XXXX XXXX XXXX 2210

-\$3,520.00

continued on the next page

Withdrawals and other debits - continued

Date	Description	Amount
Card account # XXXX XXXX XXXX 9522		
10/17/16	CHECKCARD 1013 IR NEXIA INTELLIGENCE L 877-288-7707 TX 24431066289286498701900 CKCD 7399 XXXXXXXXXXXXXXX9522 XXXX XXXX XXXX 9522	-29.97
Subtotal for card account # XXXX XXXX XXXX 9522		-\$29.97
Total withdrawals and other debits		-\$4,964.99

Service fees

Date	Transaction description	Amount
10/03/16	CHECKCARD 0930 CBA*MEDIAPARTS INT. 18007999570. 74748226275358124009286 RECURRING CKCD 5817 XXXXXXXXXXXXXXX2202 INTERNATIONAL TRANSACTION FEE	-2.97
10/31/16	CHECKCARD 1030 CBA*MEDIAPARTS INT. 18007999570. 74748226305358304009241 RECURRING CKCD 5817 XXXXXXXXXXXXXXX2202 INTERNATIONAL TRANSACTION FEE	-2.97
Total service fees		-\$5.94

Note your Ending Balance already reflects the subtraction of Service Fees.

Daily ledger balances

Date	Balance (\$)	Date	Balance(\$)	Date	Balance (\$)
10/01	5,708.44	10/13	9,558.35	10/24	6,749.08
10/03	5,483.10	10/14	9,450.55	10/25	6,716.64
10/04	5,122.50	10/17	8,218.95	10/26	6,207.80
10/06	6,419.52	10/18	7,189.68	10/27	6,166.81
10/07	6,406.07	10/19	6,896.99	10/28	5,997.76
10/11	6,224.37	10/20	6,776.02	10/31	5,785.49
10/12	6,379.39				

This page intentionally left blank

This page intentionally left blank

This page intentionally left blank

This page intentionally left blank

Ganado Fire District Profit & Loss Budget vs. Actual

October 2016

Ordinary Income/Expense

Income

INVESTMENT INCOME

Interest Revenue

Oct 16	Budget	\$ Over Budget	% of Budget	Oct 17	Oct 18	Oct 19
0.00	0.00	0.00	0.0%	0.00	0.00	0.00

Total INVESTMENT INCOME

0.00	0.00	0.00	0.0%	0.00	0.00	0.00
------	------	------	------	------	------	------

MISCELLANEOUS

Miscellaneous

60.00	0.00	60.00	100.0%	60.00	60.00	60.00
-------	------	-------	--------	-------	-------	-------

Rent

345.00	0.00	345.00	100.0%	345.00	345.00	345.00
--------	------	--------	--------	--------	--------	--------

Training Classes

5,026.20	0.00	5,026.20	100.0%	5,026.20	5,026.20	5,026.20
----------	------	----------	--------	----------	----------	----------

Total MISCELLANEOUS

5,431.20	0.00	5,431.20	100.0%	5,431.20	5,431.20	5,431.20
----------	------	----------	--------	----------	----------	----------

TAXES

FDAT

0.00	0.00	0.00	0.0%	0.00	0.00	0.00
------	------	------	------	------	------	------

Property Tax Revenue

179,018.02	51,154.75	127,863.27	349.95%	179,018.02	179,018.02	179,018.02
------------	-----------	------------	---------	------------	------------	------------

Total TAXES

179,018.02	51,154.75	127,863.27	349.95%	179,018.02	179,018.02	179,018.02
------------	-----------	------------	---------	------------	------------	------------

Total Income

184,449.22	51,154.75	133,294.47	360.57%	184,449.22	184,449.22	184,449.22
------------	-----------	------------	---------	------------	------------	------------

Gross Profit

184,449.22	51,154.75	133,294.47	360.57%	184,449.22	184,449.22	184,449.22
------------	-----------	------------	---------	------------	------------	------------

Expense

ADMINISTRATION

701 - OFFICE EXPENSES

6560 - Payroll Expenses

394.00	0.00	394.00	100.0%	394.00	394.00	394.00
--------	------	--------	--------	--------	--------	--------

701a - Office supplies

2,215.56	0.00	2,215.56	100.0%	2,215.56	2,215.56	2,215.56
----------	------	----------	--------	----------	----------	----------

701b - Emergency telephone

0.00	0.00	0.00	0.0%	0.00	0.00	0.00
------	------	------	------	------	------	------

701c - Business telephone

499.84	0.00	499.84	100.0%	499.84	499.84	499.84
--------	------	--------	--------	--------	--------	--------

701d - Postage

47.00	0.00	47.00	100.0%	47.00	47.00	47.00
-------	------	-------	--------	-------	-------	-------

701e - Printing and binding

0.00	0.00	0.00	0.0%	0.00	0.00	0.00
------	------	------	------	------	------	------

701f - Publishing & advertisement

15.90	0.00	15.90	100.0%	15.90	15.90	15.90
-------	------	-------	--------	-------	-------	-------

701g - Administrative travel, dues

0.00	0.00	0.00	0.0%	0.00	0.00	0.00
------	------	------	------	------	------	------

701h - Fire prevention

0.00	0.00	0.00	0.0%	0.00	0.00	0.00
------	------	------	------	------	------	------

701i - Misc. expenses

0.00	0.00	0.00	0.0%	0.00	0.00	0.00
------	------	------	------	------	------	------

701 - OFFICE EXPENSES - Other

0.00	1,666.67	-1,666.67	0.0%	0.00	0.00	0.00
------	----------	-----------	------	------	------	------

Total 701 - OFFICE EXPENSES

3,172.30	1,666.67	1,505.63	190.34%	3,172.30	3,172.30	3,172.30
----------	----------	----------	---------	----------	----------	----------

702 - PROFESSIONAL SERVICES

Ganado Fire District Profit & Loss Budget vs. Actual

October 2016							
	Oct 16	Budget	\$ Over Budget	% of Budget	Oct 17	Oct 18	Oct 19
702a · Fire Board Misc Expense	208.14	0.00	208.14	100.0%	208.14	208.14	208.14
702b · Audit and Accounting	0.00	0.00	0.00	0.0%	0.00	0.00	0.00
702g · Professional Services - Misc	0.00	0.00	0.00	0.0%	0.00	0.00	0.00
702 · PROFESSIONAL SERVICES - Other	0.00	1,666.67	-1,666.67	0.0%	0.00	0.00	0.00
Total 702 · PROFESSIONAL SERVICES	208.14	1,666.67	-1,458.53	12.49%	208.14	208.14	208.14
706 · REPAIRS & MAINTENANCE	0.00	0.00	0.00	0.0%	0.00	0.00	0.00
708 · Community Benefits	0.00	0.00	0.00	0.0%	0.00	0.00	0.00
Total ADMINISTRATION	3,380.44	3,333.34	47.10	101.41%	3,380.44	3,380.44	3,380.44
OPERATIONS							
INSURANCE PROPERTY	0.00	4,166.67	-4,166.67	0.0%	0.00	0.00	0.00
503 · INSURANCE							
503a · Medical, Life, Health, Etc.	12,056.01	0.00	12,056.01	100.0%	12,056.01	12,056.01	12,056.01
503c · Unemployment Compensation	16.39	0.00	16.39	100.0%	16.39	16.39	16.39
503 · INSURANCE - Other	0.00	5,083.33	-5,083.33	0.0%	0.00	0.00	0.00
Total 503 · INSURANCE	12,072.40	5,083.33	6,989.07	237.49%	12,072.40	12,072.40	12,072.40
601 · FUEL/OIL/LUBE	1,696.83	3,333.33	-1,636.50	50.91%	1,696.83	1,696.83	1,696.83
602 · REPAIR & MAINTENANCE							
602a · Vehicle Repairs	8,422.39	0.00	8,422.39	100.0%	8,422.39	8,422.39	8,422.39
602b · Equipment Repairs	964.90	0.00	964.90	100.0%	964.90	964.90	964.90
602c · Building Repairs & Maintenance	0.00	0.00	0.00	0.0%	0.00	0.00	0.00
602d · Home repairs	12.13	0.00	12.13	100.0%	12.13	12.13	12.13
602 · REPAIR & MAINTENANCE - Other	142.29	3,333.33	-3,191.04	4.27%	142.29	142.29	142.29
Total 602 · REPAIR & MAINTENANCE	9,541.71	3,333.33	6,208.38	286.25%	9,541.71	9,541.71	9,541.71
604 · OTHER OPERATIONAL EXPENSES							
604a · EMS supplies	0.00	0.00	0.00	0.0%	0.00	0.00	0.00
604b · Station supplies	408.07	0.00	408.07	100.0%	408.07	408.07	408.07
604c · Chemicals	134.40	0.00	134.40	100.0%	134.40	134.40	134.40
604d · Turnout clothing	0.00	0.00	0.00	0.0%	0.00	0.00	0.00
604e · Uniform Clothing	0.00	0.00	0.00	0.0%	0.00	0.00	0.00
604f · Oxygen/air cylinder rental	84.79	0.00	84.79	100.0%	84.79	84.79	84.79
604g · Oxygen refill	0.00	0.00	0.00	0.0%	0.00	0.00	0.00
604h · Meals	490.74	0.00	490.74	100.0%	490.74	490.74	490.74

Ganado Fire District Profit & Loss Budget vs. Actual

	October 2016						
	Oct 16	Budget	\$ Over Budget	% of Budget	Oct 17	Oct 18	Oct 19
604i · Equipment Rental	0.00	0.00	0.00	0.0%	0.00	0.00	0.00
604 · OTHER OPERATIONAL EXPENSES - Other	0.00	2,333.33	-2,333.33	0.0%	0.00	0.00	0.00
Total 604 · OTHER OPERATIONAL EXPENSES	1,118.00	2,333.33	-1,215.33	47.91%	1,118.00	1,118.00	1,118.00
605 · COMMUNICATIONS							
605a · Communications repairs	0.00	0.00	0.00	0.0%	0.00	0.00	0.00
605b · Communications equipment	0.00	0.00	0.00	0.0%	0.00	0.00	0.00
605 · COMMUNICATIONS - Other	0.00	250.00	-250.00	0.0%	0.00	0.00	0.00
Total 605 · COMMUNICATIONS	0.00	250.00	-250.00	0.0%	0.00	0.00	0.00
606 · MISC. OPERATIONAL EXPENSES	0.00	0.00	0.00	0.0%	0.00	0.00	0.00
607 · OPERATIONAL TRAVEL EXPENSES	0.00	0.00	0.00	0.0%	0.00	0.00	0.00
608 · TRAINING EXPENSES							
608a · DVDs, ID Badges, etc.	0.00	0.00	0.00	0.0%	0.00	0.00	0.00
608b · Travel per diem	0.00	0.00	0.00	0.0%	0.00	0.00	0.00
608c · Tuition	0.00	0.00	0.00	0.0%	0.00	0.00	0.00
608d · Misc. training expenses	0.00	0.00	0.00	0.0%	0.00	0.00	0.00
608e · Motels	0.00	0.00	0.00	0.0%	0.00	0.00	0.00
608 · TRAINING EXPENSES - Other	0.00	166.67	-166.67	0.0%	0.00	0.00	0.00
Total 608 · TRAINING EXPENSES	0.00	166.67	-166.67	0.0%	0.00	0.00	0.00
609 · UTILITIES/PHONE	401.14	4,166.67	-3,765.53	9.63%	401.14	401.14	401.14
OPERATIONS - Other	0.00	0.00	0.00	0.0%	0.00	0.00	0.00
Total OPERATIONS	24,830.08	22,833.33	1,996.75	108.75%	24,830.08	24,830.08	24,830.08
500 · PERSONNEL							
501 · SALARIES & WAGES							
501a · CAREER PERSONNEL							
501a.1 · Fire Chief	4,001.50	4,000.00	1.50	100.04%	4,001.50	4,001.50	4,001.50
501a.2 · Administrator Personnel							
501a.2a · Administrative Assistant	1,991.26	2,160.00	-168.74	92.19%	1,991.26	1,991.26	1,991.26
501a.2b · Office Clerk	704.38	772.80	-68.42	91.15%	704.38	704.38	704.38
501a.2 · Administrator Personnel - Other	0.00	0.00	0.00	0.0%	0.00	0.00	0.00
Total 501a.2 · Administrator Personnel	2,695.64	2,932.80	-237.16	91.91%	2,695.64	2,695.64	2,695.64
501a.3 · Ganado Personnel							
501a.3a · Lieutenant	2,312.00	2,312.00	0.00	100.0%	2,312.00	2,312.00	2,312.00

Ganado Fire District Profit & Loss Budget vs. Actual

	October 2016						
	Oct 16	Budget	\$ Over Budget	% of Budget	Oct 17	Oct 18	Oct 19
501a.3b · Firefighter/EMT	1,544.00	1,544.00	0.00	100.0%	1,544.00	1,544.00	1,544.00
501a.3c · Part Time Volunteer	1,554.40	769.24	785.16	202.07%	1,554.40	1,554.40	1,554.40
501a.3 · Ganado Personnel - Other	0.00	0.00	0.00	0.0%	0.00	0.00	0.00
Total 501a.3 · Ganado Personnel	5,410.40	4,625.24	785.16	116.98%	5,410.40	5,410.40	5,410.40
501a.4 · Klagetoh Personnel							
501a.4a · Lieutenant	2,216.01	2,216.00	0.01	100.0%	2,216.01	2,216.01	2,216.01
501a.4 · Klagetoh Personnel - Other	0.00	0.00	0.00	0.0%	0.00	0.00	0.00
Total 501a.4 · Klagetoh Personnel	2,216.01	2,216.00	0.01	100.0%	2,216.01	2,216.01	2,216.01
501a.5 · Steamboat Personnel							
501a.5a · Lieutenant	2,184.00	2,184.00	0.00	100.0%	2,184.00	2,184.00	2,184.00
501a.5 · Steamboat Personnel - Other	0.00	0.00	0.00	0.0%	0.00	0.00	0.00
Total 501a.5 · Steamboat Personnel	2,184.00	2,184.00	0.00	100.0%	2,184.00	2,184.00	2,184.00
501a.6 · Dispatch Personnel							
501a.6a · Dispatch Supervisor	2,136.00	2,136.00	0.00	100.0%	2,136.00	2,136.00	2,136.00
501a.6b · Dispatcher #1	0.00	1,657.60	-1,657.60	0.0%	0.00	0.00	0.00
501a.6c · Dispatcher #2	0.00	1,520.00	-1,520.00	0.0%	0.00	0.00	0.00
501a.6d · Dispatcher #3	0.00	1,520.00	-1,520.00	0.0%	0.00	0.00	0.00
501a.6e · Part Time Dispatcher	856.60	769.24	87.36	111.36%	856.60	856.60	856.60
501a.6 · Dispatch Personnel - Other	4,758.69	0.00	4,758.69	100.0%	4,758.69	4,758.69	4,758.69
Total 501a.6 · Dispatch Personnel	7,751.29	7,602.84	148.45	101.95%	7,751.29	7,751.29	7,751.29
501a.7 · Overtime/Expense	0.00	0.00	0.00	0.0%	0.00	0.00	0.00
Total 501a · CAREER PERSONNEL	24,258.84	23,560.88	697.96	102.96%	24,258.84	24,258.84	24,258.84
501b · TRAINING REIMBURSEMENT							
501b.1 · Vol. firefighter training	0.00	0.00	0.00	0.0%	0.00	0.00	0.00
501b.2 · Dispatcher training	0.00	0.00	0.00	0.0%	0.00	0.00	0.00
Total 501b · TRAINING REIMBURSEMENT	0.00	0.00	0.00	0.0%	0.00	0.00	0.00
501c · PART-TIME WAGES							
501c.1 · Part Time Dispatcher's wages	0.00	3,226.02	-3,226.02	0.0%	0.00	0.00	0.00
501c.2 · Part Time Volunteer wages	0.00	3,208.47	-3,208.47	0.0%	0.00	0.00	0.00
501c.3 · Office Clerk wages	0.00	0.00	0.00	0.0%	0.00	0.00	0.00
501c.4 · Overtime compensation	0.00	0.00	0.00	0.0%	0.00	0.00	0.00
Total 501c · PART-TIME WAGES	0.00	6,434.49	-6,434.49	0.0%	0.00	0.00	0.00

Ganado Fire District Profit & Loss Budget vs. Actual

October 2016

	Oct 16	Budget	\$ Over Budget	% of Budget	Oct 17	Oct 18	Oct 19
Total 501 · SALARIES & WAGES	24,258.84	29,995.37	-5,736.53	80.88%	24,258.84	24,258.84	24,258.84
502 · EMPLOYEE BENEFITS							
502a · FICA	2,060.72	425.00	1,635.72	484.88%	2,060.72	2,060.72	2,060.72
502b · Annual Benefits	918.76	2,479.54	-1,560.78	37.05%	918.76	918.76	918.76
Total 502 · EMPLOYEE BENEFITS	2,979.48	2,904.54	74.94	102.58%	2,979.48	2,979.48	2,979.48
504 · 457 DEFERRED COMPENSATION	0.00	0.00	0.00	0.0%	0.00	0.00	0.00
Total 500 · PERSONNEL	27,238.32	32,899.91	-5,661.59	82.79%	27,238.32	27,238.32	27,238.32
603 · RENTALS	0.00	0.00	0.00	0.0%	0.00	0.00	0.00
800 · CAPITAL							
Station Remodel Ganado							
SMALL TOOLS & EQUIPMENT	0.00	0.00	0.00	0.0%	0.00	0.00	0.00
802 · IMPROVEMENTS	0.00	0.00	0.00	0.0%	0.00	0.00	0.00
803 · MOTOR VEHICLES	0.00	0.00	0.00	0.0%	0.00	0.00	0.00
804 · MACHINERY & EQUIPMENT	0.00	0.00	0.00	0.0%	0.00	0.00	0.00
Total Station Remodel Ganado	0.00	0.00	0.00	0.0%	0.00	0.00	0.00
801 · LAND, BUILDING & CONSTRUCTION							
801a · Land, Building, & Construction	0.00	0.00	0.00	0.0%	0.00	0.00	0.00
Total 801 · LAND, BUILDING & CONSTRUCTION	0.00	0.00	0.00	0.0%	0.00	0.00	0.00
Total 800 · CAPITAL	0.00	0.00	0.00	0.0%	0.00	0.00	0.00
810 · RESERVED FUND							
811 · EXCEEDING EXPENSE	0.00	0.00	0.00	0.0%	0.00	0.00	0.00
812 · IMPROVEMENTS	0.00	0.00	0.00	0.0%	0.00	0.00	0.00
810 · RESERVED FUND - Other	0.00	0.00	0.00	0.0%	0.00	0.00	0.00
Total 810 · RESERVED FUND	0.00	0.00	0.00	0.0%	0.00	0.00	0.00
Total Expense	55,448.84	59,066.58	-3,617.74	93.88%	55,448.84	55,448.84	55,448.84
Net Ordinary Income	129,000.38	-7,911.83	136,912.21	-1,630.48%	129,000.38	129,000.38	129,000.38
Net Income	<u>129,000.38</u>	<u>-7,911.83</u>	<u>136,912.21</u>	<u>-1,630.48%</u>	<u>129,000.38</u>	<u>129,000.38</u>	<u>129,000.38</u>

GANADO FIRE DISTRICT



NEW BUSINESS



ARIZONA FIRE DISTRICT ASSOCIATION

2017 WINTER CONFERENCE

JANUARY 12-14, 2016

AQUARIUS CASINO RESORT

1900 S. CASINO DR., LAUGHLIN, NV

REGISTRATION BROCHURE

TITLE SPONSOR



GOLD SPONSOR



SILVER SPONSOR



www.AmbulanceInsurance.com



BRONZE SPONSOR



GOLF & BOWLING SIGNATURE SPONSOR



The conference schedule will run on Nevada time.

www.azfiredistricts.org

GENERAL CONFERENCE INFORMATION

- One registration form per person - Please reproduce registration form as needed
- Final class schedule will be provided when you check-in at the conference
- Pre-Registration Deadline: January 6, 2017
- Conference runs on Nevada time

Cancellation Policy: \$25 cancellation fee for written cancellation received before January 6, 2017. Refunds will not be given after January 6, 2017 unless attendee can prove operational or hardship reason.

STATUTORY TRAINING CLASSES

Newly elected fire board members (includes incumbents' reelected) and newly appointed fire district chiefs are required to complete six (6) hours of statutorily mandated training within one (1) year of election or appointment. Attending each of the following four class offerings fulfill the law's requirements:

1. Governance: Board Roles & Responsibilities (1.5 hours)
2. Ethics & Fiduciary Responsibilities (1.5 hours)
3. Open Meeting Law (1.5 hours)
4. Financial Oversight & Management (1.5 hours)

SCHOLARSHIP PROGRAM

Fire Districts with an annual budget of less than \$100,000 may have their conference registration fee waived for one (1) attendee (Please note: one scholarship per district). A limited number of scholarships are available and will be granted by the AFDA Board based upon financial need. To apply: please submit a written request on Fire District letterhead signed by the Board Chair.

Requests should be sent by December 31, 2016 to:
AFDA Office
PO Box 6778, Chandler, AZ 85246
admin@azfiredistricts.org

QUESTIONS?

Contact Kelly Vaughn,
AFDA Administrator
Local: 480-496-4331
admin@azfiredistricts.org

AFDA PROGRAM SCHEDULE AT A GLANCE

Please note the schedule change: The Conference is scheduled to begin earlier on Thursday and end mid-afternoon Saturday.

Conference runs on Nevada time

THURSDAY, JANUARY 12, 2017

8:00 a.m. - 2:00 p.m.	AFDA Golf Tournament
12:00 p.m. - 5:00 p.m.	AFDA Registration/Attendee Check-in
2:00 p.m. - 2:15 p.m.	Conference Opening
2:15 p.m. - 3:15 p.m.	General Membership Meeting - All members are welcome and encouraged to attend
3:30 p.m. - 4:30 p.m.	Keynote -Jeff Whitney, Arizona State Forester Arizona Dept. of Forestry and Fire Management
4:45 p.m.	Hospitality Hour with AFDA Expo vendors

FRIDAY, JANUARY 13, 2017

7:00 a.m. - 12:00 p.m.	Registration/Continental Breakfast
7:00 a.m. - 5:30 p.m.	AFDA Vendor Expo Open / Visit AFDA Vendor Expo
8:00 a.m. - 9:30 a.m.	Concurrent Sessions 1. Statutory Training: Open Meeting Laws 2. Statutory Training: Financial Management 3. National Fire Incident Reporting System 4. Career District Section Roundtable
9:30 a.m. - 10:00 a.m.	Refreshment Break / Visit Expo
10:00 a.m. - 11:30 a.m.	Concurrent Sessions 1. Statutory Training: Ethics/Fiduciary Responsibilities 2. Fair Labor Standards Act (FLSA) 3. Treat and Refer EMS 4. Wildland Fire Billing
11:30 a.m. - 12:45 p.m.	Buffet Lunch / Visit Expo
12:45 p.m. - 2:15 p.m.	Concurrent Sessions 1. Statutory Training: Open Meeting Laws 2. Statutory Training: Financial Management 3. Worker's Compensation Risk Pool 4. Drug Awareness
2:15 p.m. - 2:45 p.m.	Refreshment Break / Visit Expo
2:45 p.m. - 4:15 p.m.	Concurrent Sessions 1. Statutory Training: Ethics/Fiduciary Responsibilities 2. Women in the Fire Service 3. Firefighter Cancer Network 4. Preparing for GO Bond & Override Elections
4:30 p.m. - 5:30 p.m.	Hospitality Hour with AFDA Expo Vendors
7:00pm - 9:00 p.m.	AFDA Bowling Tournament

SATURDAY, JANUARY 14, 2017

7:00 a.m. - 8:00 a.m.	Registration/Continental Breakfast
7:00 a.m. - 2:30 p.m.	AFDA Vendor Expo Open / Visit AFDA Vendor Expo
8:00 a.m. - 9:30 a.m.	Concurrent Sessions 1. Statutory Training: Governance 2. EMS Section Roundtable 3. Administrative Section Roundtable 4. Soft Skills in a Hard World 2.0
9:30 a.m. - 10:00 a.m.	Refreshment Break / Visit Expo
10:00 a.m. - 11:30 a.m.	Concurrent Sessions 1. Performance Based Leadership 2. Monthly District Financial Reporting 3. Combination/Volunteer Section Roundtable 4. Public Records Management Requirements
11:30 a.m. - 12:45 p.m.	Buffet Lunch / Visit Expo
12:45 p.m. - 2:15 p.m.	Keynote - Brian Crandell / Closing General Session



AQUARIUS CASINO RESORT 1900 S. CASINO DR., LAUGHLIN, NV

HOTEL ROOM BLOCK INFORMATION

SINGLE/DOUBLE, SUN – THURS RATES: \$33.00 PER NIGHT

SINGLE/DOUBLE, FRI – SAT RATES: \$65.00 PER NIGHT

**GROUP RATES ARE AVAILABLE TWO DAYS PRIOR TO START OF THE CONFERENCE
AND TWO DAYS AFTER.**

FOR RESERVATIONS CALL: 1-800-662-5825

REFERENCE GROUP CODE: C-AZF17

CONFERENCE ROOM RESERVATION DEADLINE: DECEMBER 28, 2016

After which all rooms under the room block will be released and you may have to pay a higher room rate.

Room block usually fills early – make your reservation today!



AFDA 2017 Winter Conference Attendee Registration Form

Please print or type information: Submit a separate registration form for each registrant. You can also register through the website Events Calendar. AFDA Pre-Registration Deadline: Forms postmarked by January 6, 2017 will be pre-registered. We will accept a limited number of on-site registrations. Returned checks will be assessed a \$25 processing fee. Cancellation Policy: \$25 cancellation fee for written notice given by January 6, 2017. Refunds will not be given after January 6, 2017 unless attendee can prove operational or hardship reason.

Please **PRINT or TYPE ALL REQUIRED** information below.

Because of the new statutory requirements each attendee will have an account created to track classes taken.

Name: _____ District: _____

Phone: _____ Email: _____

Select Appropriate: Board Member Fire Chief Administration Operations

NOTE: THE CONFERENCE SCHEDULE RUNS ON NEVADA TIME

CLASS SIGN-UP AREA For each session time, please rank your class choices 1-3.

FRIDAY, JANUARY 13TH

8:00-9:30 am

- Open Meeting Law (statutory compliance #1) _____
- Financial Management (statutory compliance #2) _____
- National Fire Incident Reporting System (NFIRS)..... _____
- Career District Section Roundtable. _____

10:00-11:30 am

- Ethics/Fiduciary Responsibilites (statutory compliance #3) _____
- Fair Labor Standards Act (FLSA) _____
- Treat and Refer EMS _____
- Wildland Fire Billing. _____

12:45 – 2:15 pm

- Open Meeting Law (statutory compliance #1) _____
- Financial Management (statutory compliance #2) _____
- Worker's Compensation Risk Pool _____
- Drug Awareness _____

2:45-4:15

- Ethics/Fiduciary Responsibilites (statutory compliance #3) _____
- Women in the Fire Service _____
- Firefighter Cancer Network _____
- Preparing for GO Bond & Override Elections _____

SATURDAY, JANUARY 14TH

8:00-9:30 am

- Governing Board; Roles & Responsibilities (statutory com #4)_____
- EMS Section Roundtable _____
- Administrative Section Roundtable _____
- Soft Skills in a Hard World 2.0 _____

10:00-11:30 am

- Performance Based Leadership _____
- Monthly District Financial Reporting _____
- Combination / Volunteer Section Roundtable _____
- Public Records Management Requirements _____

Please note the schedule change: The Conference is scheduled to begin earlier on Thursday and end mid-afternoon Saturday with a Keynote speaker.

FULL CONFERENCE REGISTRATION - \$185

Includes class registration and all food & beverage functions Thursday-Saturday. \$ _____

ONE DAY REGISTRATION - \$125 PER DAY

Includes class registration and food & beverage functions for the selected day only. \$ _____

Please check which day you are attending: FRIDAY ONLY SATURDAY ONLY

Bringing family members? You can purchase extra lunch tickets.

EXTRA BUFFET LUNCH TICKET – FRIDAY

EXTRA BUFFET LUNCH TICKET – SATURDAY _____ X \$30 \$ _____

GOLF TOURNAMENT - \$90 Thursday, January 12 @ 8:00 am

Have a guest who would just like to golf? Great, sign them up! _____ X \$30 \$ _____

Name: _____ _____ X \$90 \$ _____

BOWLING TOURNAMENT - \$50 Friday, January 13 @ 7:00 pm

Name: _____ _____ X \$50 \$ _____

2 WAYS TO REGISTER:

Check: Mail Registration Form to AFDA., PO Box 6778, Chandler, AZ 85246

Online: Register through the Events Calendar on the website

Visa/MC/Amex # _____ Exp: _____ Name on Card: _____

TOTAL DUE: \$ _____ CHECK # _____

For office use only: Check total \$ _____ # Registrants _____

CALL TO THE PUBLIC



DATE AND TIME OF NEXT MEETING



December 2016

December 2016							January 2017						
Su	Mo	Tu	We	Th	Fr	Sa	Su	Mo	Tu	We	Th	Fr	Sa
				1	2	3	1	2	3	4	5	6	7
4	5	6	7	8	9	10	8	9	10	11	12	13	14
11	12	13	14	15	16	17	15	16	17	18	19	20	21
18	19	20	21	22	23	24	22	23	24	25	26	27	28
25	26	27	28	29	30	31	29	30	31				

SUNDAY	MONDAY	TUESDAY	WEDNESDAY	THURSDAY	FRIDAY	SATURDAY
Nov 27	28	29	30	Dec 1 5:00pm Hubbell's Trading Post Luminaria Night (Hubbell's Trading Post NHS)	2 GUSD - No School Day	3
4	5 9:00am AHSI CPR/1st Aid Training (Stn1 - Training Room)	6	7	8	9 Incident Command System Training (Tentative) (Hopi IHS)	10
11	12 9:00am Fire Safety/Extinguisher Training (Stn1 - Training Room)	13 10:00am Fire Prevention Presentation for Cornfields Community Members (Cornfields Chapter House)	14	15	16	17 1:00pm Copy: Ganado Fire District Christmas Family Potluck 1:00pm Copy: Ganado Fire District Christmas Family Potluck
18	GUSD - School District Closed for Winter Intersession [December 19thru30th]					24 Christmas Eve (United States)
25 Christmas Day (United States)	GUSD - School District Closed for Winter Intersession [December 19thru30]					31
	26 Christmas Holiday (Observed) (United States) GFD HOLIDAY (Christmas Day)	27	28 6:00pm Regular Fire Board Meeting (Ganado Fire Station)	29	30	

January 2017

January 2017							February 2017						
Su	Mo	Tu	We	Th	Fr	Sa	Su	Mo	Tu	We	Th	Fr	Sa
1	2	3	4	5	6	7	5	6	7	1	2	3	4
8	9	10	11	12	13	14	12	13	14	15	16	17	18
15	16	17	18	19	20	21	19	20	21	22	23	24	25
22	23	24	25	26	27	28	26	27	28				
29	30	31											

SUNDAY	MONDAY	TUESDAY	WEDNESDAY	THURSDAY	FRIDAY	SATURDAY
Jan 1, 17	2 GFD HOLIDAY (New Years Day) (Ganado Fire District) 9:00am AHSI CPR/1st Aid Training (Ganado Fire Station 1)	3	4	5	6	7
8	9 9:00am Fire Safety/Extinguisher Training (Ganado Fire Station 1)	10	11	12 2017 AFDA Winter Conference [January 12-14,2016] (Aquarius Casino Resort, Laughlin)	13	14
15	16 GFD HOLIDAY (MLK Jr) (Ganado Fire District)	17	18 6:00pm Regular Fire Board Meeting (Ganado Fire Station 1)	19	20	21
22	23	24	25	26	27	28
29	30	31	Feb 1	2	3	4

BENEDICTION



ADJOURNMENT

