

## Introduction

FlippingBook Publisher is a Windows application, designed to create online publications with a realistic page-flipping effect from traditional documents like PDFs.

With the help of Publisher 2, you will be able to create online publications for websites, offline publications for CD, DVD and Flash-drives, as well as online publications for mobile devices (iPad, iPhone, and Android devices).

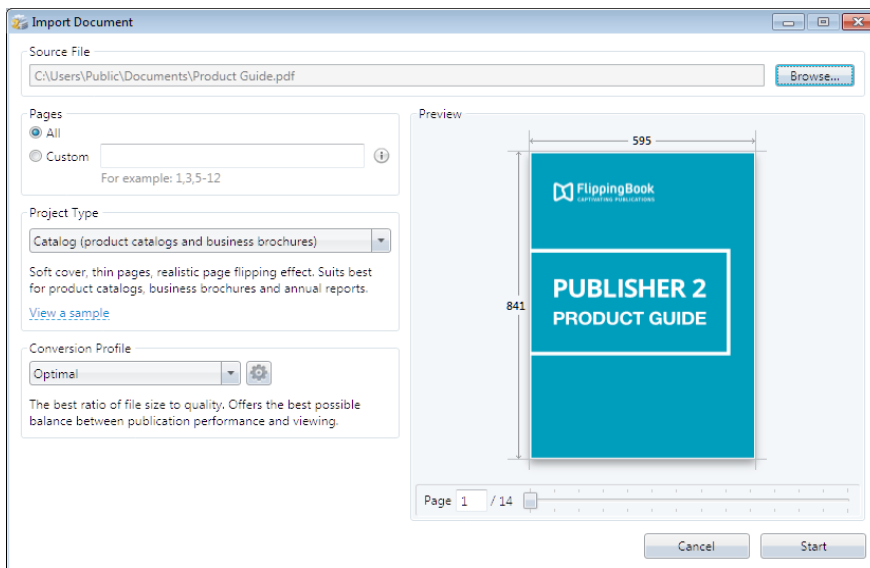
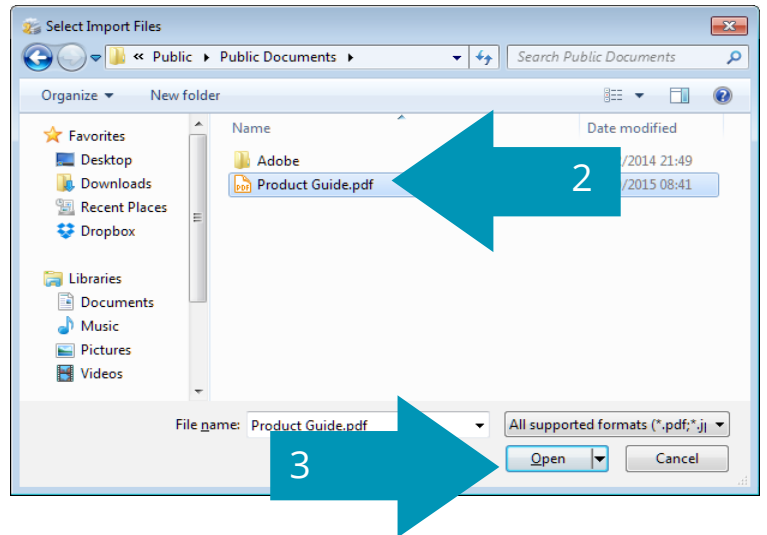
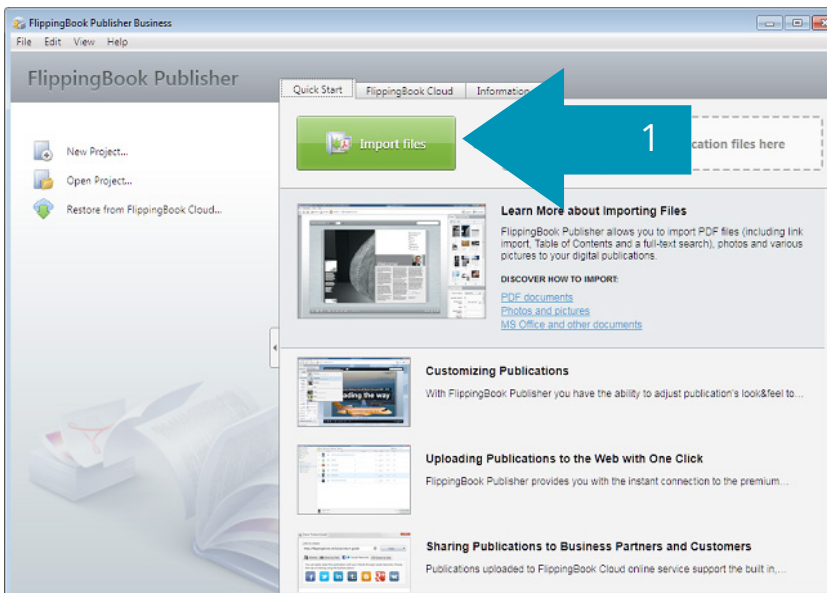
This Quick start guide describes the steps to create a publication in FlippingBook Publisher and publish it online. It contains all the necessary steps from start to finish, but no more than that. For more detailed information about all the functionality that FlippingBook Publisher offers, please refer to our detailed User Guide.

## Step 1: Import your PDF

To create a publication, we will need to import a PDF file into FlippingBook Publisher. To import your file:

- 1 Click on the green button called **Import Files**. This opens the 'Select Import files' window.
- 2 Browse to the **PDF-file** that you want to convert and select it.
- 3 Click on **Open**. This opens the Import Document window.
- 4 Click on the **Start** button.

FlippingBook Publisher now imports your document. This may take a few seconds. When the process is completed, you will see a preview of your publication with page flipping effects in the software.



## Step 2: Select a suitable skin

The appearance of your publication is determined by what we call the 'Skin'. A skin is a collection of all the graphical elements (like colors, fonts, and background images) that together make up the User Interface for your publications.

FlippingBook Publisher comes with 24 professionally designed skins by default. These skins give a coherent look to all the elements in your publication.

### Steps to change the skin

- 1 Go to the **Properties** pane.
- 2 Click on the **Select Skin** button.
- 3 Choose a skin that goes well with your publication by clicking on the miniature preview.

The new skin will be automatically applied to your publication.

The screenshot shows the 'Product Guide (Catalog)' interface in FlippingBook Publisher Business. A 'Select Skin' dialog box is open, displaying a grid of 24 different skin options. Three blue arrows with numbers 1, 2, and 3 point to specific elements:

- Arrow 1:** Points to the 'Properties' panel on the left side of the main window.
- Arrow 2:** Points to the 'Select Skin' dialog box title bar.
- Arrow 3:** Points to a preview of the 'Natural Harmony' skin within the dialog box.

The 'Select Skin' dialog box contains the following skins:

- Office Gray
- White Style
- Black Carbon
- Beige Interior
- Green Vintage
- Sport Energy
- Dark Wood
- Light Wood
- Office Light
- Autumn School
- Study Desk
- Underground
- Calm Water
- Natural Harmony
- Sunny Afternoon
- Winter Day
- Cloudy Valley
- Beach Vacation
- Purple Charm
- Pink Mood
- Yellow Vanilla
- Shabby Chic
- Red Passion
- Blue Healthcare

The background shows the main software interface with a menu bar (File, Edit, Publication, View, Help), a toolbar, and a sidebar with settings like 'Main Settings', 'Publication Name', 'Background', 'Background Color', 'Panel Color', 'Title Color', 'Window Color', 'Text Color', 'Optional Color', 'Book Size', 'Hardcover', 'Zoom Page Size', 'Publication Components', and 'Branding Settings'. A 'System Requirements' table is also visible on the right side of the background.

System Requirements	
OS	Windows 10, Windows 8.1, Windows 8, Windows 7, Windows Vista, Windows XP 32-bit SP3, Windows XP 64-bit SP3, Windows Server 2012, Windows Server 2008 R2, Windows Server 2008, Win 2003 SP3
Browser	Microsoft .NET Framework 4.0 Client Profile
Flash	Adobe Flash Player: 10.2 or later
RAM	4 GB or more
Network	Internet connection
Processor	Care 2 Duo or higher (recommended)
Resolution	1024x768 or higher
Browser	Adobe Flash Player: 10.2 or later
OS	Any operating system with a supported browser and a Adobe Flash Player 10.2 or later
RAM	512 MB or more
Network	Internet connection
Processor	Depending on the specific publication
Resolution	Single Core CPU: 2.0 GHz, or Dual Core CPU: 1.5 GHz or higher
OS	1024x768 or higher
Browser	Microsoft Windows XP or later
OS	Mac OS X 10.6 or later
PDF Files	Any larger files require additional RAM
Number of Pages	Up to 2000-2400 pages
JPEG, TIFF, BMP and PNG Images	Up to 4000x4000 pixels
SWF Files	ActionScript 3.0 SWFs