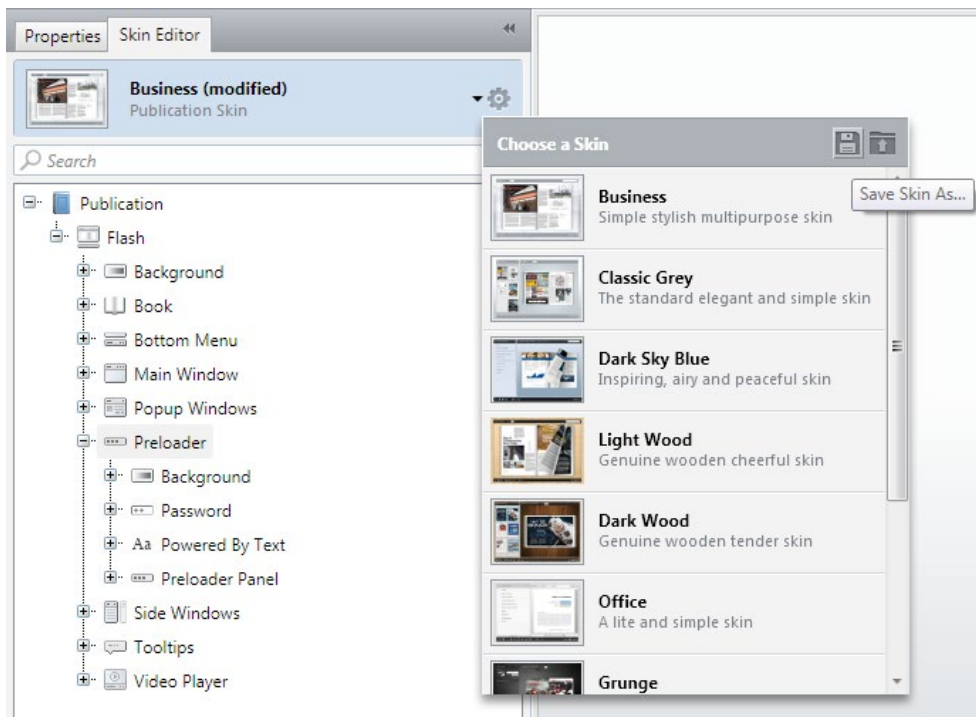


FlippingBook Publisher 2
PRODUCT GUIDE



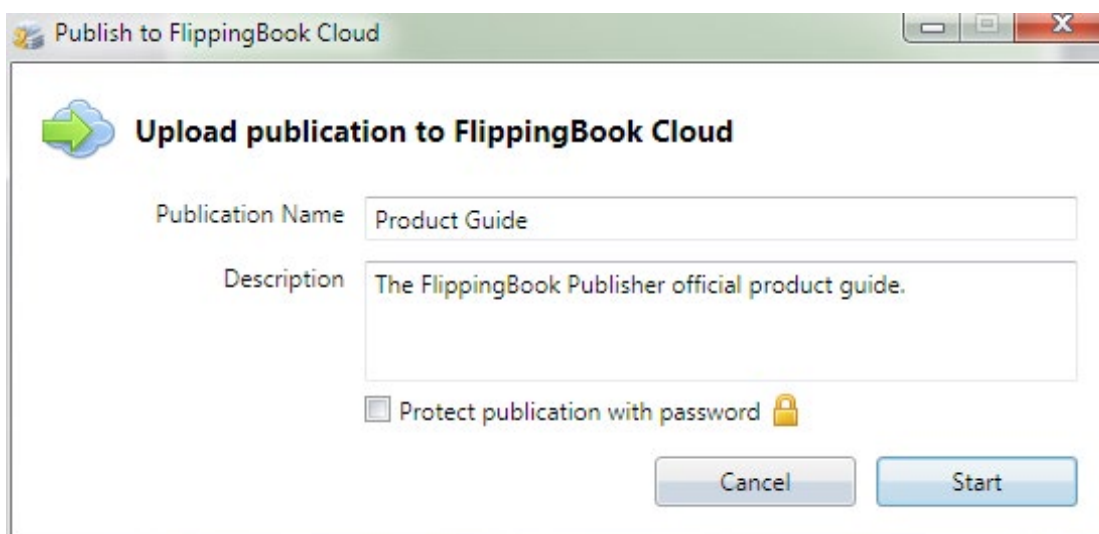
UPLOADING YOUR PUBLICATIONS TO FLIPPINGBOOK CLOUD

Upon purchasing the license for FlippingBook Publisher, you get a free 12-month Standard Subscription to FlippingBook Services which allows you to store up to 3 publications on FlippingBook Cloud. If you want to publish unlimited number of publications please purchase a [Premium Subscription](#).

A publication uploaded to FlippingBook Cloud can be easily shared with a web link or embedded into your website, blog or social network page as quickly as a YouTube video.

Publishing to FlippingBook Cloud

To upload a publication to FlippingBook Cloud, users simply need to click the "Publish" button and select the "To FlippingBook Cloud..." option. Users can then specify simple settings for their online publication in the corresponding window and start uploading.



Quick Start

This chapter describes how to quickly create a publication from a PDF file and upload it to FlippingBook Cloud.

Let's assume that you have already installed and run your copy of Publisher 2.

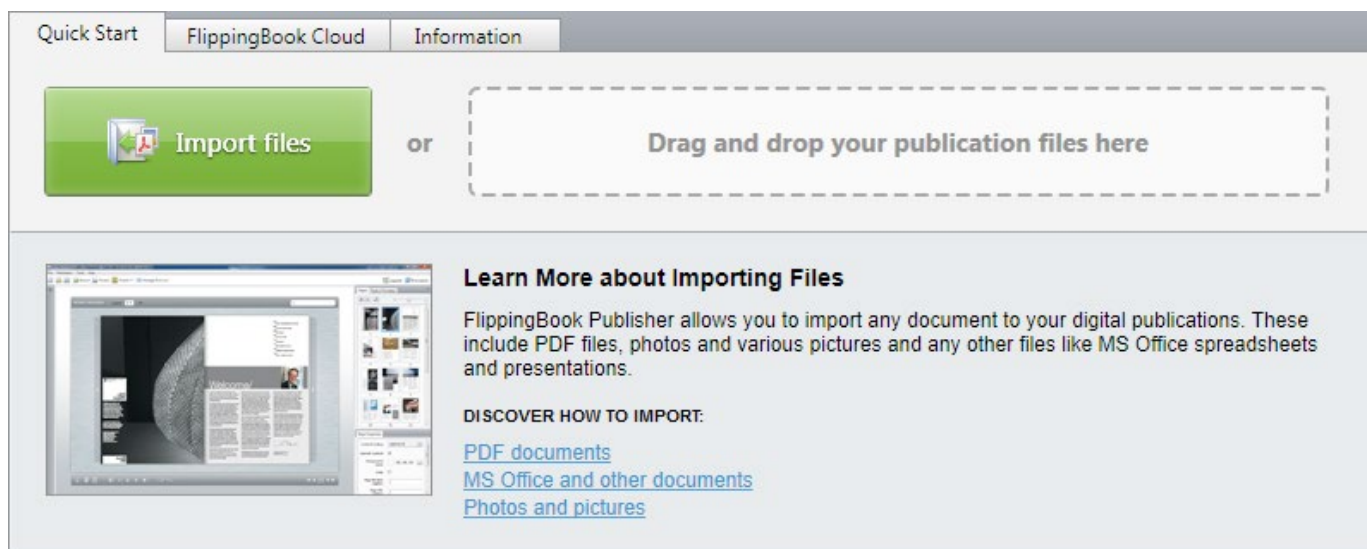
IMPORTING PDF FILES

FlippingBook Publisher offers users the greatest and most powerful options for the importing of PDF files in the whole world market of e-publishing. Users can import documents of any type including magazines, books, catalogues, brochures, presentations. FlippingBook Publisher provides users with the best means of conversion so that all materials easily become great digital publications.

Choosing the source file

The easiest way to import PDF files is to use the "Import Files" button on the FlippingBook Publisher start page or drag and drop a file from a folder directly to the marked field.

For user convenience, there are alternative ways of importing MS Office and other non-PDF documents.



The screenshot shows the top navigation bar with tabs for 'Quick Start', 'FlippingBook Cloud', and 'Information'. Below the navigation bar, there is a green button labeled 'Import files' with a document icon, followed by the word 'or', and a dashed rectangular box containing the text 'Drag and drop your publication files here'. Below this, there is a preview window showing a digital publication. To the right of the preview window, the text reads 'Learn More about Importing Files' followed by a paragraph: 'FlippingBook Publisher allows you to import any document to your digital publications. These include PDF files, photos and various pictures and any other files like MS Office spreadsheets and presentations.' Below this paragraph, it says 'DISCOVER HOW TO IMPORT:' followed by three blue hyperlinks: 'PDF documents', 'MS Office and other documents', and 'Photos and pictures'.

Number of Seats

Each product edition is designed for a limited number of users, who can install and use Publisher 2 on their computers. Basic is a single-user edition. Professional edition can be used by two users simultaneously. Business edition is provided with three seats. Corporate edition has 10 and 20 seats versions. Each user is able to create unlimited publications with his license.

FEATURES COMMON TO ALL EDITIONS

The following features are supported by all editions of Publisher

Publ.com Cloud

Publ.com is an integrated service that allows you sharing any publication instantly, right from the FlippingBook Publisher program menu. Every FlippingBook Publisher account comes with a complimentary 200 MB of Publ.com online storage space.

Social Networks Sharing

Send publications instantly by e-mail, or share them via popular social networks. You can let your readers do the same by adjusting the enabling and disabling features in your publication.

Smart Conversion

During the conversion process, FlippingBook Publisher 2 not only creates the files for your pages, but also extracts the links, table of contents, and alphanumeric data and images in order to enable the full-text search and optimize your publications for search engines.

Text Search

FlippingBook Publisher's exclusive indexing and search algorithms make the search process faster, even within very large publications.

Search Engine Optimization

Publications created by FlippingBook Publisher are search engine-optimized. This means that your

Mobile Device Support

Integrated support of the new HTML5 standard means that your publications are easily readable on almost any device, ranging from iPhones and Androids, to iPads, Tablets, and E-readers.

Modern Design

Digital publications created by FlippingBook Publisher offer a professional and a well-crafted look. You can shape and design your publications with several preset skins, as well as various customization tools.

Zooming

FlippingBook Publisher offers high-quality magnification features, which allow your readers to zoom in on desired photos and print with exceptional quality.

Table Of Contents Editor

Create a multi-level table of contents directly in FlippingBook Publisher's user-friendly interface, or import one automatically from PDF documents.

Quick Preview

Preview your publication before uploading. See it the way it will be viewed on various popular web devices, including iPhone, iPad and Android phones and tablets.

Localization Support

FlippingBook Publisher by definition supports eleven languages (English, German, French, Italian, Spanish, Portuguese, Dutch, Swedish, Russian, Simplified Chinese and Japanese), in both the user interface and publications. Additional translation capabilities are available by adjusting the default text captions.

FEATURES OF THE PROFESSIONAL AND HIGHER EDITIONS

The Professional edition includes the options listed below, as well as all features of the Basic edition described in the previous sections.

Content Editor

FlippingBook Publisher allows creating fully-featured rich-media publications containing YouTube and Vimeo videos. And the option of creating and editing links can help by making interactive product catalogs.

Bookshelf

With this function, you can not only sort your publication in accordance to the topics, time and serialisation, but also to carry out distribution of the entire collection of your publications.

Publ.com Access Control

You can adjust access to your publications – make it public or private with granted access.

Advanced Import

From text to graphics to spreadsheets, FlippingBook Publisher allows you to import Adobe Acrobat PDFs, Microsoft Office Word, PowerPoint, and Excel documents, diagrams, bitmaps and much more. You can format them all into a platform-independent, page-flipping publication.

Offline Version

Distribute your publication as a self-running off-line solution. FlippingBook Publisher can create a PC .exe file or a MAC .app file ready to be transferred on to a CD, DVD, flash-drive, or kiosk.

FTP Client

FlippingBook Publisher's built-in FTP service allows you uploading your publications to your website with just one click. Enter your login details once and upload publications and revisions instantly.

Web Analytics Support

Turn your publication into an efficient marketing tool. Link it directly to your Google Analytics account to examine the statistics about the popularity and the attendance.

Skin Editor

FlippingBook Publisher's Skin Editor allows you to make extensive adjustments to publication skin features and attributes, including adjustments to very minor details.

FEATURES OF THE BUSINESS AND CORPORATE EDITIONS

The Business and Corporate editions include the options listed below, as well as all features of the Basic and Professional editions described in the previous sections.

Publ.com Teamwork

Publ.com Teamwork offers a toolkit for cooperative work on publications. With the built-in access control tools each user gets an opportunity to work with his publications as well as those of his colleagues.

Publication Protection

Protect your FlippingBook Publisher publication with several levels of security, from simple passwords and encryption, to restricting them to be displayed only on specific websites.

Multilingual Publications

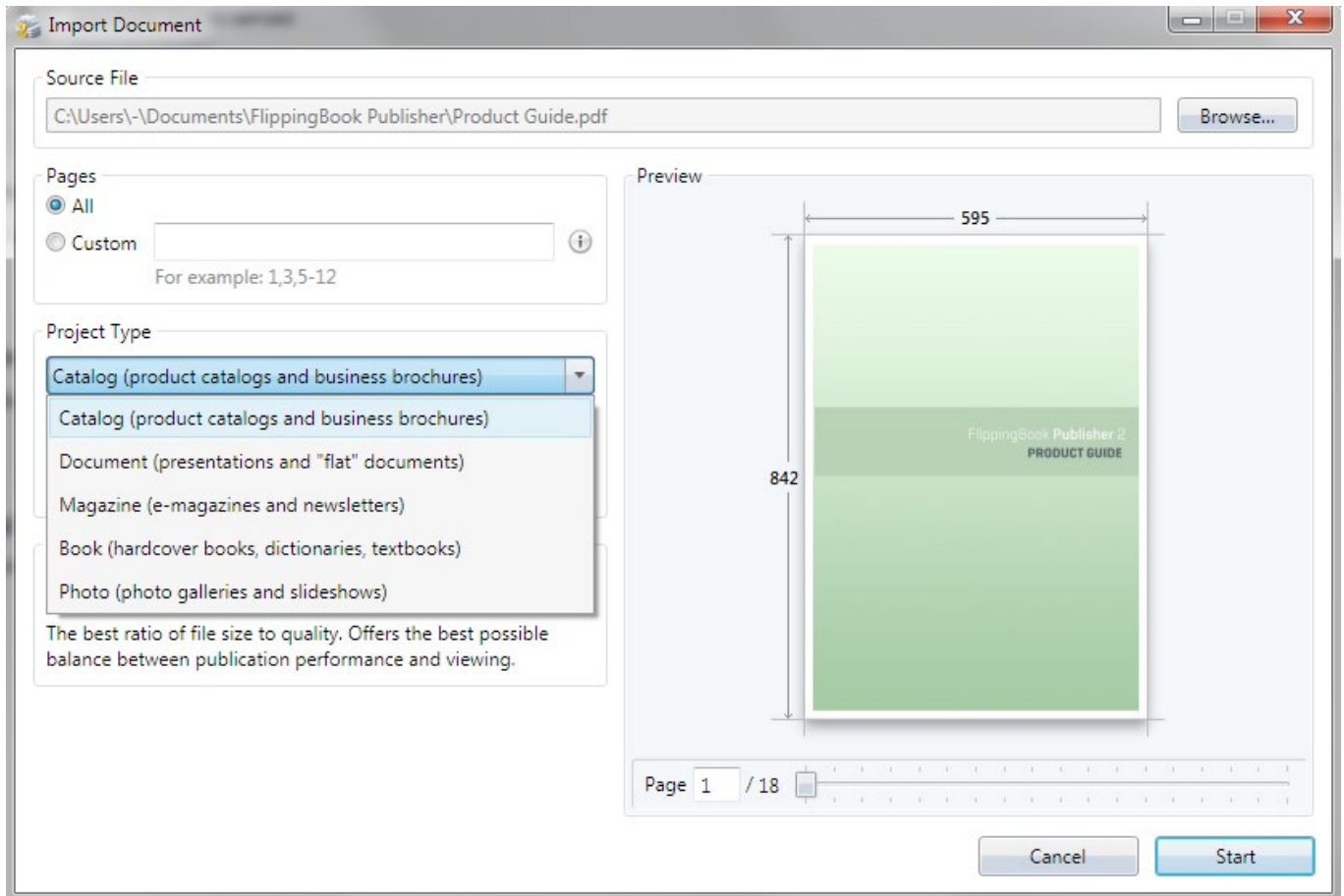
With this option enabled publication's interface language is detected automatically while a publication is loading.

White label

This feature lets you customize your publications' branding, completely eliminating any references to FlippingBook, as if you developed it yourself without our software.

Contents

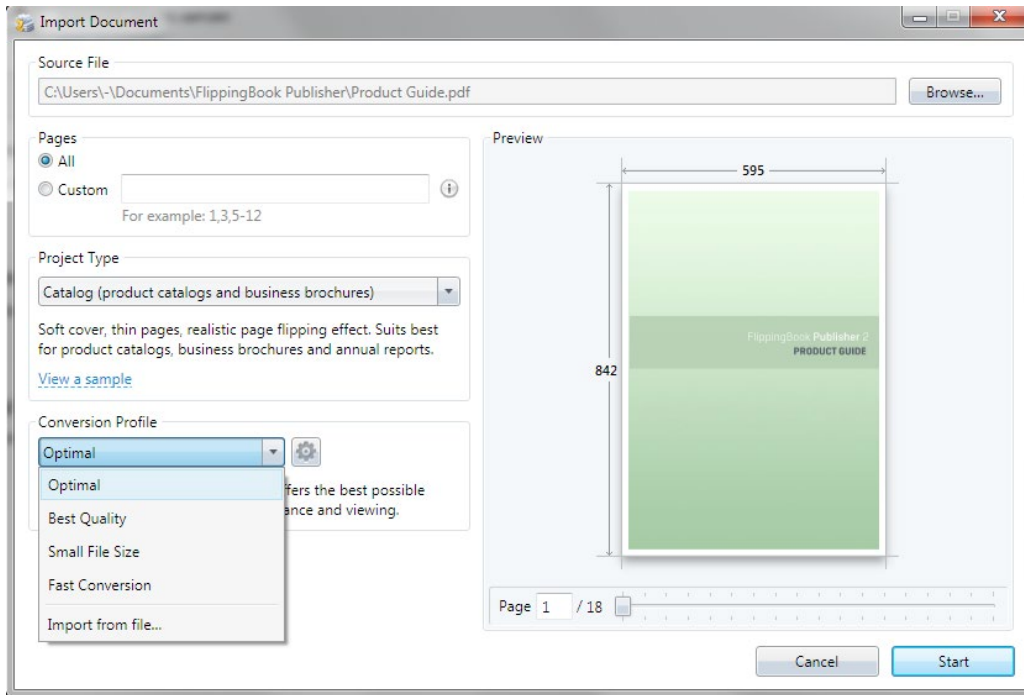
3	Introduction
4	Product Features
8	Quick Start
17	System Requirements



Please note: Choosing the publication type is only available whilst importing PDF files into a new project. If users wish to add pages to an existing project, there is no way to adjust the publication type settings. To change the publication type, users must create a new project.

Settings of PDF file content extracting

FlippingBook Publisher offers you a really wide range of settings for content extracting. In order to allow users to set the extraction, we have created different import profiles, which contain an array of useful preset functions to allow different users to reach different goals. Users can choose between the highest quality and the minimal size of a future publication. Users can select the maximal speed profile or use the optimal profile, which offers a perfect balance of quality, size and creation speed.

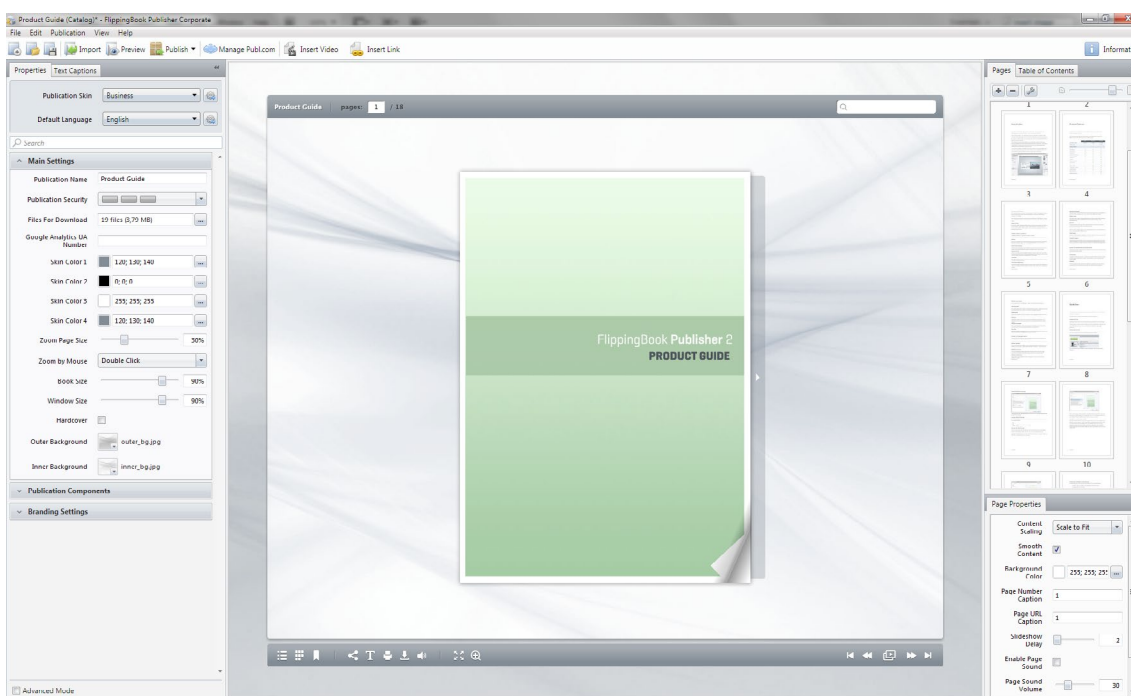


Importing

To start importing and converting files into a modern publication, press the start button. FlippingBook Publisher will start extracting and converting texts, images and other data. The look of the pages remains the same. FlippingBook Publisher parses the data and adds new interactive options, which differentiates a real e-publication from a traditional document.

While importing FlippingBook Publisher creates vector page copies optimized for quick online browsing, extracts text data for enabling full-text search, creates pages for viewing on mobile devices and HTML page versions for indexing in search engines.

When the importing process is complete, the content will appear inside the design mode window of FlippingBook Publisher. Users can then adjust it and publish online or offline.

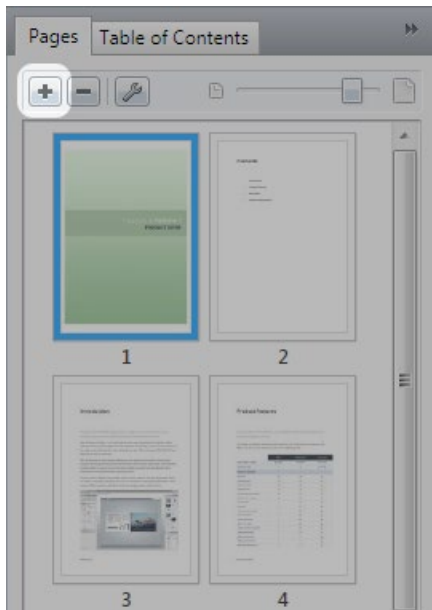


Possible ways of MS Office and other file types

MS Office and other non-PDF files can be imported using one of the following options:

- Using the “Import Files” button on the FlippingBook Publisher start page
- By dragging files to the start page
- Whilst creating a new project
- From the main menu (File / Import PDF, DOC, PPT and other files)
- When printing on FlippingBook Printer from the native application

In addition, users can add pages to existing publications using the “+” button in the page browser.



USING THE BUILT-IN SKINS

Choosing a skin

FlippingBook Publisher automatically provides users with a choice of several excellent skins

(themes) for publication. The skin can be changed or modified using the corresponding button on the panel to the left.

Depending on the project type you've chosen, one of the following skins is automatically applied:

- For Catalog the Business skin is applied,
- the Dark Wood for Book projects,
- the Light Wood for Magazines,
- the Office skin for Documents,
- and the Jeans for Photos.

System Requirements

This section describes the particular system requirements for users of Publisher 2 and its publications.

System Requirements	
PUBLISHER 2 EDITOR REQUIREMENTS	
Operating System	Windows 8, Windows 7, Windows Vista SP1 or later, Windows XP 32 bit SP3, Windows XP 64 bit SP2, Windows Server 2012, Windows Server 2008 R2, Windows Server 2008, Windows Server 2003 SP2
.NET	Microsoft .NET Framework 4.0 Client Profile
Adobe Flash Player	Adobe Flash Player: 10.3 or later
RAM	1 GB or more
Network	Internet connection
Disk Space	200 MB or more
CPU	Intel Pentium 4.3 GHz or Core 2 Duo 2 GHz (recommended) or higher
Display	1024x768 or higher
ONLINE FLASH PUBLICATION REQUIREMENTS	
Adobe Flash Player	Adobe Flash Player: 10.3 or later
Operating System	Any operating system with a supported browser and a Adobe Flash Player
RAM	512 MB or more
Network	Internet connection
HDD	Depending on the specific publication
CPU	Single Core CPU 2.0 GHz, or Dual Core CPU 1.5 GHz or higher
Display	1024x768 or higher
OFFLINE FLASH PUBLICATION REQUIREMENTS	
Operating System (Windows)	Microsoft Window XP or later
Operating System (Mac OS X)	Mac OS X 10.6 or later

System Requirements

SOURCE CONTENT REQUIREMENTS

PDF Files	500 MB (larger files require additional RAM)
Number of Pages	Up to 2000-2400 pages
JPEG, TIFF, BMP and PNG Images	Up to 4000x4000 pixels.
SWF Files	ActionScript 3.0 SWFs

Quick Preview

Preview your publication before uploading. See it the way it will be viewed on various popular web devices, including iPhone, iPad and Android phones and tablets.

Localization Support

FlippingBook Publisher by definition supports eleven languages (English, German, French, Italian, Spanish, Portuguese, Dutch, Swedish, Russian, Simplified Chinese and Japanese), in both the user interface and publications. Additional translation capabilities are available by adjusting the default text captions.

FEATURES OF THE PROFESSIONAL AND HIGHER EDITIONS

The Professional edition includes the options listed below, as well as all features of the Basic edition described in the previous sections.

Content Editor

FlippingBook Publisher allows creating fully-featured rich-media publications containing YouTube and Vimeo videos. And the option of creating and editing links can help by making interactive product catalogs.

Bookshelf

With this function, you can not only sort your publication in accordance to the topics, time and serialisation, but also to carry out distribution of the entire collection of your publications.

Publ.com Access Control

You can adjust access to your publications – make it public or private with granted access.

Advanced Import

From text to graphics to spreadsheets, FlippingBook Publisher allows you to import Adobe Acrobat PDFs, Microsoft Office Word, PowerPoint, and Excel documents, diagrams, bitmaps and much more. You can format them all into a platform-independent, page-flipping publication.

Offline Version

Distribute your publication as a self-running off-line solution. FlippingBook Publisher can create a PC .exe file or a MAC .app file ready to be transferred on to a CD, DVD, flash-drive, or kiosk.

FTP Client

FlippingBook Publisher's built-in FTP service allows you uploading your publications to your website with just one click. Enter your login details once and upload publications and revisions instantly.

Web Analytics Support

Turn your publication into an efficient marketing tool. Link it directly to your Google Analytics account to examine the statistics about the popularity and the attendance.

Skin Editor

FlippingBook Publisher's Skin Editor allows you to make extensive adjustments to publication skin features and attributes, including adjustments to very minor details.