

April-June 2017



# New Publication Announcement

[lww.com/catalogs](http://lww.com/catalogs)



April-June 2017

 Wolters Kluwer

# Nutrition Essentials for Nursing Practice, Eighth Edition


By Susan Dudek

## A strong foundation in nutrition is essential for effective nursing practice.

Reflecting the latest evidence-based practice and nutrition recommendations, this eighth edition of Susan Dudek's highly respected text maintains its focus on all steps of the nursing care process, from assessment and nursing diagnoses to implementation and evaluation.

Highlights of the eighth edition:

- **New!** Unfolding case studies use real-life scenarios to build critical thinking skills by asking students to apply theory to nutrition issues.
- **New** topics include antibiotics in the food supply, new guidelines for the provision of enteral and parenteral nutrition support, and proposed changes in how malnutrition is defined.
- Revised Chapter 1, Nutrition in Health and Healthcare, explains the role of nutrition in chronic disease prevention, the interdisciplinary nature of nutrition care, and how technology is affecting the future of nutrition.
- Updated content including the 2015-2020 Dietary Guidelines for Americans and its companion MyPlate, use of "eating patterns" in place of "diet" to connote lifestyle rather than a therapeutic approach, and inclusion of the newly revised *Nutrition Facts* label to be implemented for most packaged foods by 2018.
- Built-in learning aids, including chapter-opening *Check Your Knowledge* questions, key terms defined in the margins, at-a-glance *Nursing Process* tables, chapter-ending *Key Concepts* summaries, and *How Do You Respond?* questions that prepare students to think on their feet in clinical practice.



North American Edition / Softbound / ISBN: 978-1-4963-5610-9 /  
(US\$78.99 / £N/A / €N/A) Worldwide

International Edition / Softbound / ISBN: 978-1-4963-8001-2 /  
(US\$78.99 / £54.00 / €63.00)

World ex. USA, Canada, Australia, New Zealand, Puerto Rico & US Virgin Islands  
(St. Thomas & St. Croix)

Approx.588 pp./ Approx.98 Tables / 8.375 x 10.875 / June 2017

# TABLE OF CONTENTS

Order Placement . . . . .	iv
Returns Policy - Contact . . . . .	iv
Translation Rights Representatives . . . . .	v
Co-Publishing Representatives . . . . .	v
US Catalogue & Special Sales Customers . . . . .	v
Representatives . . . . .	vi-viii
International Editions . . . . .	viii
Product Details . . . . .	viii
American College of Sports Medicine, CSM's Resources for the Exercise Physiologist, 2e, 978-1-4963-2286-9 . . . . .	39
Ayala, Boards and Wards for USMLE Step 2, 6e, 978-1-4963-4989-7 . . . . .	31
Barash, Clinical Anesthesia, 8e: Print + Ebook with Multimedia, 8e, 978-1-4963-3700-9 . . . . .	1
Borer, The Lower Extremity and Systemic Disease, 1e, 978-1-4511-9264-3 . . . . .	28
Briggs, A Reference Guide to Fetal and Neonatal Risk: Drugs in Pregnancy and Lactation, 11e, 978-1-4963-4962-0 . . . . .	16
Brody, Therapeutic Exercise, 4e, 978-1-4963-0234-2 . . . . .	40
Brown, The Walls Manual of Emergency Airway Management, 5e, 978-1-4963-5196-8 . . . . .	6
Burkhart, The Cowboy's Conundrum: Complex and Advanced Cases in Shoulder Arthroscopy, 1e, 978-1-4963-1885-5 . . . . .	22
Chmielowski, Manual of Clinical Oncology, 8e, 978-1-4963-4957-6 . . . . .	19
Collins, Algorithmic Diagnosis of Symptoms and Signs: A Cost-Effective Approach, 4e, 978-1-4963-6278-0 . . . . .	8
Danovitch, Handbook of Kidney Transplantation, 6e, 978-1-4963-2615-7 . . . . .	15
Domino, The 5-Minute Clinical Consult 2018, 26e, 978-1-4963-7462-2 . . . . .	10
Domino, The 5-Minute Clinical Consult Premium 2018, 26e, 978-1-4963-7465-3 . . . . .	9

## TABLE OF CONTENTS (continued)

Dudek, Nutrition Essentials for Nursing Practice, 8e, International Edition 978-1-4963-8001-2 . . . . .	35
Dudek, Nutrition Essentials for Nursing Practice, 8e, North American Edition, 978-1-4963-5610-9. . . . .	35
Falcone, Operative Techniques in Gynecologic Surgery: Gynecology, 1e, 978-1-4963-4288-1 . . . . .	17
Foisy-Doll, Simulation Champions, Fostering Courage, Caring, and Connection, 1e, 978-1-4963-2977-6. . . . .	34
Freddo, Anatomy of the Eye and Orbit: The Clinical Essentials, 978-1-4698-7328-2 . . . . .	20
Gartner, Color Atlas and Text of Histology, 7e, 978-1-4963-4673-5 . . . . .	12
Green, Postoperative Orthopaedic Rehabilitation, 1e, 978-1-4963-6028-1 . . . . .	24
Hall, Sauer's Manual of Skin Diseases, 11e, 978-1-4963-2993-6. . . . .	4
Johnson, Master Techniques in Orthopaedic Surgery©, Reconstructive Knee Surgery . . . . .	23
Klein, Clinical Echocardiography, Review: A Self-Assessment Tool, 2e, 978-1-4511-9537-8 . . . . .	2
Landsberg, Catecholamines, Physiology, Pharmacology, and Pathology for Students and Clinicians, 1e, 978-1-4963-7531-5 . . . . .	13
Layon, Civetta, Taylor, & Kirby's Critical Care Medicine, 5e, 978-1-4698-8984-9. . . . .	3
Lee, Pediatric Radiology: Practical Imaging Evaluation of Infants and Children, 1e, 978-1-4511-7585-1. . . . .	30
Liao, Internal Medicine Evidence: The Practice-Changing Studies, 1e, 978-1-4963-4355-0 . . . . .	14
Lifferth, Systematic Evaluation of the Optic Nerve in Glaucoma: An Interactive Clinical Workbook, 978-1-4963-6313-8 . . . . .	21
Markowitz, A Practical Guide to Dermoscopy, 978-1-4511-9263-6 . . . . .	5
Mason, Essentials of Radiologic Science Workbook, 2e, 978-1-4963-1729-2 . . . . .	41
Mattu, Avoiding Common Errors in the Emergency Department, 2e, 978-1-4963-2074-2 . . . . .	7
Moore, NCLEX-PN Q&A Plus! Made Incredibly Easy!, 2e, 978-1-4963-1672-1 . . . . .	36
Nakajima, Operative Techniques in Gynecologic Surgery: Reproductive, Endocrinology and Infertility, 1e, 978-1-4963-3015-4 . . . . .	18
Rayburn, Continuing Professional Development in Medicine and Health Care, Better Education, Better Patient Outcomes, 978-1-4963-5634-5 . . . . .	11

## TABLE OF CONTENTS (continued)

Rupert, Lippincott NCLEX-PN Alternate-Format Questions, 4e, 978-1-4963-7003-7 . . . . .	37
Sabella, The Cleveland Clinic Intensive Review of Pediatrics, 5e, 978-1-4963-4513-4 . . . . .	27
Sadock, Kaplan and Sadock's Comprehensive Textbook of Psychiatry, 10e, 978-1-4511-0047-1 . . . . .	29
Tannoury, Minimally Invasive Spine Surgery, 1e, 978-1-4963-0132-1 . . . . .	25
Timby, Lippincott Review for NCLEX-PN, 11e, 978-1-4963-2469-6 . . . . .	38
West, West's Pulmonary Pathophysiology, 9e, 978-1-4963-3944-7 . . . . .	26
Wolters Kluwer, Nursing2018 Drug Handbook, 38e, 978-1-4963-5359-7 . . . . .	32
Wolters Kluwer Nursing2018 Drug Handbook Canadian, 38e, 978-1-4963-5360-3 . . . . .	33
Spanish Language Titles . . . . .	42
Order Form . . . . .	Center Insert

**\*The Washington Manual®** is a registered mark belonging to Washington University in St. Louis to which international legal protection applies. The mark is used in this publication by Wolters Kluwer under license from Washington University.

## ORDER PLACEMENT

### EUROPE

Wolters Kluwer  
NBN International  
tel: 44 (0)1752 202 301  
fax: 44 (0)1752 202 331  
email: [lw.orders@nbninternational.com](mailto:lw.orders@nbninternational.com)

### AUSTRALIA/NEW ZEALAND

Lippincott Williams & Wilkins Pty Ltd  
tel: 612 9857 1313  
email: [LWWcustservANZ@wolterskluwer.com](mailto:LWWcustservANZ@wolterskluwer.com)

### JAPAN

Wolters Kluwer Japan  
Toshiya Murayama  
tel: +81-3-5427-1969  
fax: +81-3-3451-2025  
email: [Toshiya.Murayama@wolterskluwer.com](mailto:Toshiya.Murayama@wolterskluwer.com)

### INDIA, NEPAL, SRI LANKA, BANGLADESH, PAKISTAN

Wolters Kluwer India  
Priya Francis  
tel: 91-124-4960922  
fax: 91-124-4960888  
email: [Priya.Francis@wolterskluwer.com](mailto:Priya.Francis@wolterskluwer.com)

### NORTH ASIA

Lilian Tsai  
tel: 886-2-2391-4336  
mob: 886-915-399-075  
fax: 886-2-2391-4323  
email: [Lilian.Tsai@wolterskluwer.com](mailto:Lilian.Tsai@wolterskluwer.com)

### SOUTH EAST ASIA

Kit Mei Wong  
tel: 65 6211 3911  
mob: 65 8128 7781  
email: [kitmei.wong@wolterskluwer.com](mailto:kitmei.wong@wolterskluwer.com)

### MEXICO, CENTRAL AND SOUTH AMERICA

Wolters Kluwer P&E Mexico, S.A. de C.V.  
Ejercito Nacional No. 404 Of 801  
Polanco V Sección. à  
11560, Miguel Hidalgo  
Mexico, D.F.  
tel: +52 55 56633369  
email: [consultas@wolterskluwer.com](mailto:consultas@wolterskluwer.com)

## RETURNS POLICY - CONTACT

### EUROPE

Wolters Kluwer  
NBN International  
Airport Business Centre  
10 Thornbury Road  
Plymouth PL6 7PP  
United Kingdom

### AUSTRALIA/NEW ZEALAND

Wolters Kluwer  
66 Talavera Rd, Macquarie Park NSW 2113

### JAPAN

Wolters Kluwer Japan  
5th Floor, Forecast Mita  
1-3-31 Mita, Minato-Ku  
Tokyo 108-0073  
Japan

### ALL OTHER REGIONS

Wolters Kluwer  
16522 Hunters Green Parkway  
Hagerstown, MD 21742  
USA

## TRANSLATION RIGHTS REPRESENTATIVES

### **SHASHANK TIWARI**

Rights Manager  
email: [Shashank.Tiwari@wolterskluwer.com](mailto:Shashank.Tiwari@wolterskluwer.com)  
Japan, India, rest of Asia (not covered by Penny), Italy, Middle East

### **TIANTIAN YANG**

Rights Manager  
email: [tiantian.yang@wolterskluwer.com](mailto:tiantian.yang@wolterskluwer.com)  
Mainland China (Simplified Chinese)

### **LINDA ALBIN**

Rights Manager  
email: [linda.albin@wolterskluwer.com](mailto:linda.albin@wolterskluwer.com)  
South America, Europe (Except Italy),

### **PENELOPE (PENNY) CHEN**

Rights Executive  
email: [penelope.chen@wolterskluwer.com](mailto:penelope.chen@wolterskluwer.com)  
Taiwan (Traditional Chinese), South Korea, Thailand, Vietnam

## CO-PUBLISHING REPRESENTATIVES

### **VAUGHN CURTIS**

[vaughn.curtis@wolterskluwer.com](mailto:vaughn.curtis@wolterskluwer.com)  
Australia & New Zealand

### **DR. CARLOS MENDOZA**

tel: +52 (55) 566-33369 ext. 105  
mob: +52 1 (55) 5401-4871  
email: [carlos.mendoza@wolterskluwer.com](mailto:carlos.mendoza@wolterskluwer.com)  
Spanish

## US CATALOGUE & SPECIAL SALES CUSTOMERS

### **PEGGY MILLER**

Wolters Kluwer  
Associate Director, Corporate and Special Sales  
tel: 410-528-4379  
email: [Peggy.Miller@wolterskluwer.com](mailto:Peggy.Miller@wolterskluwer.com)

## AUSTRALIA & NEW ZEALAND

---

New South Wales, Australian Capital Territory  
(A.C.T.), Queensland & New Zealand

Gavin Crawford

tel: +61 2 9568 5995

mob: +61 452 473 989

email: Gavin.Crawford@wolterskluwer.com

Victoria, South Australia, Western Australia,  
Tasmania and Northern Territory

Deni Mudigdo

mob: +61 458 269 381

email: Deni.Mudigdo@wolterskluwer.com

Donna Smith

Book Sales Channel Manager

Australia & New Zealand

tel: +61 2 9857 1553

mob: +61 402 425 834

email: donna.smith@wolterskluwer.com

## IRELAND

---

Michael Darcy

Brookside Publishing Services Ltd

tel: +353 1 2784225

mob: +353 86 2252380

email: sales@brookside.ie

## ITALY, GREECE, FRANCE and PORTUGAL

---

Jane Hughes

Regional Manager

mob: +44 (0) 77 3819 0366

Email: jane@publisherservices.co.uk

## GREAT BRITAIN

---

Tim Stone

Key Account Manager, UK

mob: +44 (0) 78 2504 8869

email: Tim.D.Stone@wolterskluwer.com

Ashley Rees

Account Manager

North England, North Wales, Scotland

tel: +44 (0) 77 3819 0367

email: ashley.rees@wolterskluwer.com

Julia Frost

Account Manager, South England

tel: +44 (0) 07790 017130

email: julia.frost@wolterskluwer.com

## NETHERLANDS, BELGIUM, LUXEMBOURG

---

Frans Janssen, Network Book Agency

tel: +31 10 4613868

fax: +31 10 4614645

email: info@netwerkaba.com

## GERMANY, AUSTRIA, SWITZERLAND

---

Hans David

tel: +49 (0) 9195 4142

fax: +49 (0) 9195 939 000 9

email: Hans.David@wolterskluwer.com

## EASTERN EUROPE

---

Jacek Lewinson

tel/fax: +48 226283956

mob: +48 502603290

email: Jacek@jaceklewinson.com

## SPAIN

---

Pablo Blanco

tel: +34 91 602 00 00 office

mob: +34 676 709 286 mobile

email: pablo.blanco@wolterskluwer.com

## DENMARK, FINLAND, ICELAND, NORWAY, SWEDEN

---

Ben Greig, Colin Flint Ltd

tel: +44 (0) 1223 565 052

fax: +44 (0) 1223 565 052

email: Ben.Greig@dia.pipex.com

## MIDDLE EAST, MALTA, CYPRUS, TURKEY, NORTHERN AFRICA, ISRAEL

---

IPR

tel: +357 22 872 355

fax: +357 22 872 359

email: iprschl@spidernet.com.cy

## SOUTHERN AFRICA

---

Jill Watson

tel: +27 (0) 11 964 1144

fax: +27 (0) 11 964 3196

mob: 27 (0) 82 30 86 07

email: sales@watsonmarketing.co.za



## **NIGERIA**

Femi Anulopo  
Rombic Concepts Ltd.  
tel: +234(0)8033280593  
email: ceo@rombicconcepts.com

## **GHANA**

Gibrine Adam  
EPP Book Services  
tel: +233 302 784849  
email: Gibrine.adam@eppbooksglobal.com

## **REST OF AFRICA**

Amos Bampisaki  
tel +44 256 772 927 256  
email: abampisaki@yahoo.co.uk

## **NORTH & EAST INDIA, BANGLADESH, PAKISTAN**

Ritesh Bhutani  
tel: +91 98187 99887  
fax: +91-124-4960888  
email: Ritesh.Bhutani@wolterskluwer.com

## **TAMILNADU, KERALA, KARNATAKA**

A. Maran  
tel: +91 98411 06666  
email: a.maran@wolterskluwer.com

## **WEST INDIA, ANDHRA PRADESH & NEPAL**

Ajay Mishra  
tel: +91 9810853934  
email: ajay.mishra@wolterskluwer.com

## **JAPAN**

Toshiya Murayama  
tel: +81-3-5427-1969  
fax: +81-3-3451-2025  
email: Toshiya.Murayama@wolterskluwer.com

## **BRUNEI**

Kit Mei Wong  
tel: 65 6211 3911  
mob: 65 8128 7781  
email: kitmei.wong@wolterskluwer.com

## **CHINA**

Allen Song  
tel: +86-10-5863-7807  
mob: +86-1391-175-9821  
fax: +86-10-5863-7997  
email: allen.song@wolterskluwer.com

## **HONG KONG, TAIWAN**

Lilian Tsai  
tel: 886-2-2391-4336  
mob: 886-915-399-075  
fax: 886-2-2391-4323  
email: Lilian.Tsai@wolterskluwer.com

## **KOREA**

Kyung-Han Chung  
tel: tel: +82 2 2138 7779  
mob: +82 10 2299 0975  
fax: +82 2 6968 1700  
email: Chung.Kyung-Han@wolterskluwer.com

## **PHILIPPINES, GUAM, SAIPAN, PALAU**

Tony Sagun and Alda Sagun  
tel: 632-660-8430 / 632-660-5480  
fax: 632-660-0342  
email: lwwagent@pltdtsl.net

## **SINGAPORE, MALAYSIA, INDONESIA**

PC Tham  
tel: 65 9363 7838  
fax: 65 6472 5977  
email: pctham@pcipublisher.com

## **THAILAND, VIETNAM**

Supanee U-Prapruit  
mobile: +66 089 929 6211  
email: Supanee.Uprapruit@wolterskluwer.com

## REPRESENTATIVES (continued)

**MEXICO, CENTRAL AMERICA**  
**ARGENTINA, CHILE, URUGUAY, PARAGUAY**  
**BRAZIL**  
**REST OF SOUTH AMERICA**

---

Juan Carlos Garcia  
tel: (+52) 5556633373 ext. 103  
mob. (+52) 1 55 4530 12 74  
email: juancarlos.garcia@wolterskluwer.com

## INTERNATIONAL EDITIONS

---

***Not authorised for sale in the US, Canada, Australia, New Zealand, Puerto Rico, or US Virgin Islands (St. Thomas, St. Croix, St. John)***

---

### **Notice to Booksellers and Wholesalers**

International Editions are produced alongside the equivalent North American titles and are available exclusively outside the US, Canada, Australia, New Zealand, Puerto Rico, and US Virgin Islands (St. Thomas, St. Croix, St. John). This restriction benefits customers in regional markets by allowing us to set list prices appropriate to local needs without compromising the quality of the books.


Restrictions have not been placed on the North American Editions, meaning if you still have these in stock, **you can continue to sell them**. However, all new orders will be fulfilled with International Editions. **Customers outside of the US, Canada, Australia, New Zealand, Puerto Rico, and US Virgin Islands (St. Thomas, St. Croix, St. John) should direct their orders exclusively to the International Edition ISBNs.**

\*International Editions should not be confused with local adaptations where the content is fully revised to meet the needs of the market (e.g. the UK published Made Incredibly Easy!® series). All locally adapted titles feature in this catalog.

## PRODUCT DETAILS

---

We make every effort to ensure that the contents of this catalog are correct at time of publication. However, it is occasionally necessary to make changes to a product's price, bibliographic details and publication date without prior notice. All stock is subject to availability, and all prices, bibliographic details and publication dates are liable to change without prior notice.



## Clinical Anesthesia, Print + Ebook with Multimedia

### Eighth Edition

By Paul G. Barash; Bruce F. Cullen; Robert K. Stoelting; Michael K. Cahalan; M. Christine Stock; Rafael Ortega; Sam R. Sharar; and Natalie F. Holt

#### DESCRIPTION

Where experts turn for definitive answers! *Clinical Anesthesia* covers the full spectrum of clinical issues and options in anesthesiology, providing insightful coverage of pharmacology, physiology, co-existing diseases, and surgical procedures. Unmatched in its clarity and depth of coverage as well as its robust multimedia features, this classic clinical reference brings you

the very latest essential knowledge in the field, equipping you to effectively apply today's standards of care and make optimal clinical decisions on behalf of your patients.

#### FEATURES

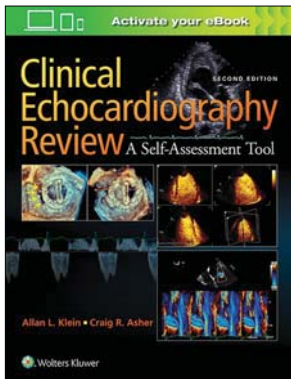
- ▶ **Apply the latest know-how** with a new chapter on cardiovascular pharmacology...new coverage of autonomic pharmacology...a greatly expanded Clinical Updates section...updated coverage of occupational hazards...and many other important additions.
- ▶ **Focus on the most essential information** with **Key Points** in every chapter.
- ▶ **Advance your skills** with over 175 new Narrated **Interactive Clinical Vignettes** – which immerse you in a virtual classroom setting where a master teacher guides you through a focused discussion on common and uncommon clinical topics. A clinical question is posed, and you are given time to develop an appropriate answer. Then, in a stepwise fashion, you will see and hear the answer unfold.
- ▶ **See how to perform key procedures** as shown in a robust collection of **online videos**.

*Your book purchase includes a complimentary download of the enhanced eBook for iOS, Android, PC & Mac. Take advantage of these practical features that will improve your eBook experience:*

- ▶ The ability to download the eBook on multiple devices at one time — providing a seamless reading experience online or offline
- ▶ Powerful search tools and smart navigation cross-links allow you to search within this book, or across your entire library of VitalSource eBooks
- ▶ Multiple viewing options offer the ability to scale images and text to any size without losing page clarity as well as responsive design
- ▶ The ability to highlight text and add notes with one click

**Note to Booksellers:** The previous edition published in April, 2013. (ISBN: 978-1-4511-4419-2)

**Hardbound / ISBN: 978-1-4963-3700-9 / (US\$239.99 / £168.00 / €195.00) Worldwide**  
Approx. 1,808 pp. / 2880 in Full Color / Approx. 511 Tables / 8.375 x 10.875 / May 2017



## Clinical Echocardiography Review A Self-Assessment Tool Second Edition

**Allan L. Klein, MD, FRCP(C), FACC, FAHA, FASE**, *Professor of Medicine, Cleveland Clinic Lerner College of Medicine of Case Western Reserve University, Director, Cardiovascular Imaging Research, Director, Center for the Diagnosis and Treatment of Pericardial Diseases, Department of Cardiovascular Medicine, Heart and Vascular Institute, Cleveland Clinic, Cleveland, OH* and **Craig R. Asher, MD, FACC**, *Cardiology Fellowship Director, Department of Cardiology, Cleveland Clinic Florida, Weston, FL*

### DESCRIPTION

Perfect for exam review or clinical practice, *Clinical Echocardiography Review: A Self-Assessment Tool, Second Edition* features over 1100 self-assessment questions to keep you up to date with the latest advances and clinical applications in the field. Written by national and international experts from the Cleveland Clinic and other leading institutions, this best-selling review tool offers a self-paced, highly effective way to assess and expand your knowledge of echocardiography and improve comprehension and retention of vital information.

### FEATURES

- ▶ Over 1100 self-assessment questions with answers, many based on interpretation of sample images, make this the largest question-and-answer review in echocardiography.
- ▶ Over 340 online video clips enable readers to review real-life case studies to build knowledge for exam prep and clinical use.
- ▶ Fully updated throughout, with many new questions and answers, new images, and updated videos to keep you current.
- ▶ Complete coverage includes basics such as physics, artifacts, M-mode and Doppler echocardiography; clinically oriented topics such as atrial fibrillation, coronary artery disease, cardiomyopathies, and pericardial diseases; as well as dyssynchrony, 3D and strain evaluation and newer technologies such as LVAD and interventional echocardiography.
- ▶ Focus on congenital heart disease helps improve clinical diagnosis of these abnormalities.
- ▶ Special sections on valvular heart disease including prosthetic valves highlights the echocardiographic appearance of valve problems to speed diagnosis.
- ▶ Emphasis is placed on diagnostic interpretation throughout, benefiting cardiologists, fellows, anesthesiologists, and sonographers at every level of expertise.


*Your book purchase includes a complimentary download of the enhanced eBook for iOS, Android, PC & Mac. Take advantage of these practical features that will improve your eBook experience:*

- ▶ The ability to download the eBook on multiple devices at one time — providing a seamless reading experience online or offline
- ▶ Powerful search tools and smart navigation cross-links that allow you to search within this book, or across your entire library of VitalSource eBooks
- ▶ Multiple viewing options that enable you to scale images and text to any size without losing page clarity as well as responsive design
- ▶ The ability to highlight text and add notes with one click

**Note to Booksellers:** The previous edition published in March, 2011. (ISBN: 978-1-60831-054-8)

**Softbound / ISBN: 978-1-4511-9537-8 / (US\$167.99 / £119.00 / €138.00) Worldwide**

Approx. 576 pp. / 649 in Full Color / 8.375 x 10.875 / April 2017



## Civetta, Taylor, & Kirby's Critical Care Medicine Fifth Edition

By **A. Joseph Layon, MD, FACP**, *Professor of Anesthesiology, Surgery, and Medicine, Chief, Division of Critical Care Medicine, Director of Surgical Critical Care, Department of Anesthesiology, University of Florida College of Medicine; Medical Director, Gainesville Fire Rescue Service, Gainesville, FL;* **Mihae Yu, MD, FACS**, *Professor of Surgery, University of Hawaii John A. Burns School of Medicine; Vice Chair of Education, University of Hawaii Surgical Residency Program; Program Director of Surgical Critical Care Fellowship Program, Director of Surgical Intensive Care, The Queen's Medical Center, Honolulu, HI;* **Andrea Gabrielli, MD;** **Kenneth E. Wood**

### DESCRIPTION

This title is known as more surgically oriented than its competitors and that tradition will continue for the 5th edition, though the text remains one of the most comprehensive in the market. The table of contents underwent a major overhaul in the 4th edition under the tutelage of a new editorial team. That team, now joined by a fourth member, has further consolidated and updated the TOC. The 5th edition will see an introduction of a template of headings for disorder chapters, done in an effort to bring stronger focus and consistency.

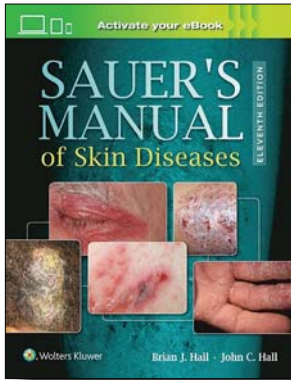
### FEATURES

- ▶ Provides a quick overview of the disorder and patient management with key points tables set at the beginning of every chapter
- ▶ Written by world leading practitioners and instructors - Seamless integration of principles with clinical application
- ▶ New chapters-Critical Care Implications in Acute Care Surgery & Critical Care of Gynecologic Patients
- ▶ Unparalleled coverage of the entire field of adult critical care medicine
- ▶ ~1000 pp are ebook only, total pages is ~2800, print will be ~1800

**Note to Booksellers:** The previous edition published in December, 2008. (ISBN: 978-0-7817-6869-6)

**Hardbound / ISBN: 978-1-4698-8984-9 / (US\$299.99(t) / £207.00(t) / €240.00(t)) Worldwide**

Approx. 2,096 pp. / Approx. 1,360 Illus. / 480 in Full Color / Approx. 580 Tables / 8.375 x 10.875 / June 2017



## Sauer's Manual of Skin Diseases Eleventh Edition

By **Brian J. Hall, MD**, Department of Pathology, University of Utah, Salt Lake City, UT and **John C. Hall, MD**, Primary Staff, St. Luke's Hospital, Lecturer of Medicine, University of Missouri-Kansas City School of Medicine, Clinician, Kansas City Free Health Clinic, Kansas City, MO

### DESCRIPTION

Trusted by generations of medical students, residents, and non-specialist practitioners, *Sauer's Manual of Skin Diseases* continues the tradition of excellence in the fully updated 11th Edition. This bestselling dermatology manual provides full-color photographs, step-by-step instructions, and easy-to-follow algorithms for diagnosis and treatment of all common skin

conditions. The practical, user-friendly format consists of two distinct parts: the first part covers the diagnosis and management of the most commonly seen skin diseases. The second part is a comprehensive Dictionary-Index to the entire field of dermatology, including rare diseases and unusual dermatologic terms.

### FEATURES

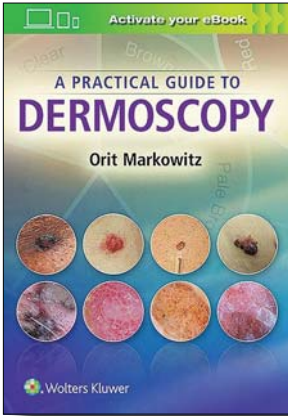
- ▶ Features new chapters on Contact Dermatitis, Cutaneous Drug Reactions, Ulcer Management, Vasculitis, Skin Diseases in the Military, and Skin Disease in the Abused Patient.
- ▶ Includes more than 700 full-color photographs, as well as diagnostic algorithms based on site, type of lesion, and age of patient.
- ▶ Covers ethnic skin, the skin and internal disease, pediatric dermatology, skin aging, obesity and dermatology, skin disease in transplant patients, sports medicine in dermatology, cutaneous signs of bioterrorism, dermatoses of pregnancy, and many more specialized areas.
- ▶ Continues Dr. Sauer's commitment to simple, basic, and concise dermatology guidance for primary care practitioners, students, and others who need to effectively diagnose and treat common skin disorders.

*Your book purchase includes a complimentary download of the enhanced eBook for iOS, Android, PC & Mac. Take advantage of these practical features that will improve your eBook experience:*

- ▶ The ability to download the eBook on multiple devices at one time — providing a seamless reading experience online or offline
- ▶ Powerful search tools and smart navigation cross-links that allow you to search within this book, or across your entire library of VitalSource eBooks
- ▶ Multiple viewing options that enable you to scale images and text to any size without losing page clarity as well as responsive design
- ▶ The ability to highlight text and add notes with one click

**Note to Booksellers:** The previous edition published in April, 2010. (ISBN: 978-1-60547-077-1)

**Hardbound / ISBN: 978-1-4963-2993-6 / (US\$99.99 / £72.00 / €84.00) Worldwide**  
Approx. 664 pp. / Approx. 740 Illus. / Approx. 90 2-Color Illus. / 8.375 x 10.875 / May 2017



## A Practical Guide to Dermoscopy

By **Orit Markowitz, MD, FAAD**, Director of Pigmented Lesions and Skin Cancer, Assistant Professor of Dermatology, Mount Sinai Medical Center, New York, New York, Director of Pigmented Lesions Clinic, Brooklyn VA, Brooklyn, New York, Adjunct Professor, Dermatology, SUNY Downstate Medical Center, Brooklyn, New York, Chief of Dermatology, Queens General Hospital, Jamaica, NY

### DESCRIPTION

Dermoscopy has revolutionized the evaluation of pigmented lesions, but pattern recognition alone isn't always sufficient to make a diagnosis. *A Practical Guide to Dermoscopy* helps you use Dr. Orit Markowitz's unique, "color wheel" approach to solve difficult diagnostic challenges, particularly when it comes to distinguishing between malignant and benign conditions, and thus expedite effective treatment.

### FEATURES

- ▶ Make optimal use of dermoscopy thanks to an overview that explains the potential and limitations of this diagnostic technology.
- ▶ Know where to start thanks to an intuitive organization that examines the possible diagnoses associated with lesions of any color – brown, red, yellow, blue, or periwinkle.
- ▶ Confidently distinguish amelanotic melanomas from other, less dangerous skin conditions.
- ▶ View vivid examples with dermoscopic photographs drawn from Dr. Markowitz's own collection, with corresponding illustrations that highlight key distinguishing features.


*Your book purchase includes a complimentary download of the enhanced eBook for iOS, Android, PC & Mac. Take advantage of these practical features that will improve your eBook experience:*

- ▶ The ability to download the eBook on multiple devices at one time — providing a seamless reading experience online or offline
- ▶ Powerful search tools and smart navigation cross-links that allow you to search within this book, or across your entire library of VitalSource eBooks
- ▶ Multiple viewing options that enable you to scale images and text to any size without losing page clarity as well as responsive design
- ▶ The ability to highlight text and add notes with one click

**Hardbound / ISBN: 978-1-4511-9263-6 / (US\$99.99 / £80.00 / €3.00) Worldwide**

Approx. 332 pp. / Approx. 1097 Illus. / 1097 in Full Color / 7 x 10 / June 2017





## The Walls Manual of Emergency Airway Management

### Fifth Edition

**Calvin A. Brown III, MD**, Assistant Professor of Emergency Medicine, Director of Faculty Affairs, Brigham and Women's Hospital, Harvard Medical School, Boston, MA and **John C. Sakles, MD**, Professor, Department of Emergency Medicine, University of Arizona College of Medicine, Tucson, Arizona; **Nathan W. Mick, MD**, Associate Professor, Tufts University School of Medicine, Associate Chief, Department of Emergency Medicine, Maine Medical Center, Portland, ME

### DESCRIPTION

A practical guide to emergency airway management in adult and pediatrics that offers a step-by-step instruction on techniques, drug administration, prevention and managing complications for everyone concerned with airway management (very large market). This reference can be used in varied settings: hospitals, emergency departments and urgent care centers.

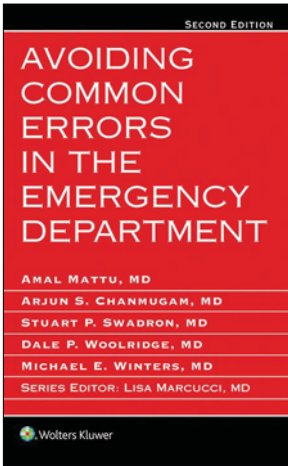
### FEATURES

- ▶ Emphasis on practicality with special step-by-step instructions, mnemonics, algorithms, and rich illustrations.
- ▶ New chapters covering *The Difficult Airway Cart; Human Factors in Emergency Airway Management*.
- ▶ Expanded content on *Delayed Sequence Intubation*.

**Note to Booksellers:** The previous edition published in April, 2012. (ISBN: 978-1-4511-4491-8)

**Softbound / ISBN: 978-1-4963-5196-8 / (US\$97.99 / £66.00(t) / €77.00(t)) Worldwide**  
 Approx. 512 pp. / Approx. 340 Illus. / Approx. 60 2-Color Illus. / 90 in Full Color / Approx. 60  
 Tables / 7 x 10 / May 2017





## Avoiding Common Errors in the Emergency Department Second Edition

Edited by **Amal Mattu, MD**, Professor and Vice Chair, Department of Emergency Medicine, University of Maryland School of Medicine, Baltimore, Maryland; **Arjun S. Chanmugam, MD, MBA**, Associate Professor of Emergency Medicine, Residency Director, Department of Emergency Medicine, Johns Hopkins University School of Medicine, Baltimore, MD; **Stuart P. Swadron, MD, FRCP(C), FACEP**, Program Director, Emergency Medicine Residency, Los Angeles County—University of Southern California; Assistant Professor, Clinical Emergency Medicine, Keck School of Medicine at University of Southern California, Los Angeles, CA; **Dale Woolridge, MD, PhD**, Associate Professor of Clinical Emergency Medicine, Associate Professor of Clinical Pediatrics, Assistant Residency Director, Pediatric Emergency Medicine, Arizona Emergency Medicine Research Center, The University of Arizona College of Medicine, Tucson, AZ and **Michael Winters**

### DESCRIPTION

In a conversational, easy-to-read style, *Avoiding Common Errors in the Emergency Department, Second Edition*, discusses 365 errors

commonly made in the practice of emergency medicine and gives practical, easy-to-remember tips for avoiding these pitfalls. Chapters are brief, approachable, and evidence-based, suitable for reading immediately before the start of a rotation, used for quick reference on call, or read daily over the course of one year for personal assessment and review.

### FEATURES

- ▶ Coverage includes psychiatry, pediatrics, poisonings, cardiology, obstetrics and gynecology, trauma, general surgery, orthopedics, infectious diseases, gastroenterology, renal, anesthesia and airway management, urology, ENT, and oral and maxillofacial surgery.
- ▶ Completely revised and rewritten by many new authors, as well as returning authors who bring a fresh perspective to new subjects.
- ▶ New key points at the end of each chapter present must-know information in an easy-access, bulleted format.
- ▶ Ideal for emergency medicine physicians, residents, and attendings; emergency nurse practitioners, PAs who practice in the ED, and primary care physicians in urgent care centers.


Your book purchase includes a complimentary download of the enhanced eBook for iOS, Android, PC & Mac. Take advantage of these practical features that will improve your eBook experience:

- ▶ The ability to download the eBook on multiple devices at one time — providing a seamless reading experience online or offline
- ▶ Powerful search tools and smart navigation cross-links allow you to search within this book, or across your entire library of VitalSource eBooks
- ▶ Multiple viewing options offer the ability to scale images and text to any size without losing page clarity as well as responsive design
- ▶ The ability to highlight text and add notes with one click

**Note to Booksellers:** The previous edition published in May, 2010. (ISBN: 978-1-60547-227-0)

**Softbound / ISBN: 978-1-4963-2074-2 / (US\$74.99 / £50.00 / €58.00) Worldwide**

Approx. 1,080 pp. / Approx. 200 Illus. / Approx. 93 2-Color Illus. / 45 in Full Color / Approx. 93 Tables / 5 x 8 / May 2017



## Algorithmic Diagnosis of Symptoms and Signs

### A Cost-Effective Approach

#### Fourth Edition

**R. Douglas Collins, MD, FACP**, *Former Associate Professor of Medicine, Medical University of South Carolina, Former Associate Clinical Professor of Medicine, University of Florida School of Medicine, Chatsworth, CA*

#### DESCRIPTION

Designed for quick reference, *Algorithmic Diagnosis of Symptoms and Signs: A Cost-Effective Approach* equips you to effectively interpret more than 230 of the most common symptoms and signs. The ideal aid for the busy clinician, this handy, portable resource promotes a cost-effective patient workup, explaining which diagnostic tests are most appropriate (and

when such tests are not indicated). Comprehensive updates throughout put the very latest diagnostic approaches at your fingertips.

#### FEATURES

- ▶ Evaluate patients efficiently using clear, step-by-step algorithms that spell out what to look for, what tests to order, what differentials to consider, and when to refer to a specialist.
- ▶ Master essential clinical skills with a new section on “Getting the most out of your history and physical examination.”
- ▶ Effectively evaluate more conditions through new algorithms for various symptoms and laboratory tests, including algorithms representing diseases that are symptoms of other diseases.
- ▶ Recognize diagnostic alternatives at a glance thanks to differential diagnostic tables.


*Your book purchase includes a complimentary download of the enhanced eBook for iOS, Android, PC & Mac. Take advantage of these practical features that will improve your eBook experience:*

- ▶ The ability to download the eBook on multiple devices at one time — providing a seamless reading experience online or offline
- ▶ Powerful search tools and smart navigation cross-links that allow you to search within this book, or across your entire library of VitalSource eBooks
- ▶ Multiple viewing options that enable you to scale images and text to any size without losing page clarity as well as responsive design
- ▶ The ability to highlight text and add notes with one click

**Note to Booksellers:** The previous edition published in September, 2012. (ISBN: 978-1-4511-7343-7)

**Softbound / ISBN: 978-1-4963-6278-0 / (US\$89.99 / £60.00 / €70.00) Worldwide**

Approx. 632 pp. / Approx. 291 Illus. / Approx. 265 2-Color Illus. / 6 x 9 / May 2017



## The 5-Minute Clinical Consult Premium 2018 Twenty-Sixth Edition

Edited by **Frank J. Domino, MD**, Professor and Director of Predoctoral Education, Department of Family Medicine and Community Health, University of Massachusetts Medical School, Worcester, MA; **Robert A. Baldor, MD, FAAFP**, Professor and Sr. Vice-Chairman, Department of Family Medicine and Community Health, University of Massachusetts Medical School, Worcester, MA; **Jeremy Golding, MD, FAAFP**, Professor of Family Medicine and Obstetrics & Gynecology, University of Massachusetts Medical School, Quality Officer, Department of Family Medicine and Community Health, University of Massachusetts Memorial Health Care, Hahnemann Family Health Center, Worcester, MA; and **Mark B. Stephens, MD, MS, FAAFP**, Professor of Family and Community Medicine, Penn State University College of Medicine, State College, PA

### DESCRIPTION

Make the most effective diagnostic and therapeutic decisions in the least time! A best seller for over 25 years, **The 5-Minute Clinical Consult Premium 2018** is a practical and useful resource for clinicians in primary care, family medicine, emergency medicine, nursing, and pediatrics. It provides rapid access to guidance on diagnosis, treatment, medications, follow-up, and associated factors for more than 540 diseases and conditions. **The 5-Minute Clinical Consult Premium 2018** is designed to deliver maximum clinical confidence as efficiently as possible...allowing you to focus your valuable time on giving your patients the best possible care.

### FEATURES

- ▶ **Find the answers you need quickly** thanks to an intuitive, at-a-glance format, with concise, bulleted text; hundreds of diagnostic and therapeutic algorithms; ICD-10 codes, *DSM-5* criteria; and much more.
- ▶ **Make confident decisions** aided by current evidence-based designations in each topic.
- ▶ Access valuable clinical guidance in the book **as well as 24/7 online access for one year!** Written by esteemed internal medicine and family medicine practitioners and published by the leading publisher in medical content, **The 5-Minute Clinical Consult Premium 2018: 1-Year Enhanced Online Access + Print, 26th Edition** includes 1-year access to 5MinuteConsult.com.

5MinuteConsult.com is a quicker, more valuable, evidence-based, online workflow tool easily integrated at the point of care. 5MinuteConsult.com provides online-exclusive content, including:


- ▶ More than 1,500 additional topics, including the full contents of *The 5-Minute Pediatric Consult* and *Rosen & Barkin's 5-Minute Emergency Medicine Consult*.
- ▶ Differential diagnosis support from an expanded collection of algorithms
- ▶ Current evidence-based designations highlighted in each topic
- ▶ Thousands of images to help support visual diagnosis of all conditions
- ▶ A video library of procedures, treatment, and physical therapy techniques
- ▶ An A-to-Z Drug Database from Facts & Comparisons®
- ▶ Guidance on laboratory test interpretation from *Wallach's Interpretation of Diagnostic Tests*
- ▶ More than 3,000 patient handouts in English and Spanish
- ▶ ICD-10 codes and *DSM-5* criteria
- ▶ FREE point-of-care CME and CE: 0.5 credits each time you search the site to find the best treatment for your patients. This activity has been reviewed and is acceptable for up to 20 prescribed credits by the AAFP and the ANCC.

**The 5-Minute Clinical Consult Premium 2018, 26th Edition** provides the luxury of a traditional print product and delivers quick access to the continually updated online content – an ideal resource when you're treating patients.

**Note to Booksellers:** The previous edition published in May, 2016. (ISBN: 978-1-4963-3997-3)

**Hardbound / ISBN: 978-1-4963-7465-3 / (US\$199.99 / £142.00 / €165.00) Worldwide**

Approx. 1,328 pp. / 8.375 x 10.875 / May 2017



## The 5-Minute Clinical Consult 2018 Twenty-Sixth Edition

Edited by **Frank J. Domino, MD**, Professor and Director of Predoctoral Education, Department of Family Medicine and Community Health, University of Massachusetts Medical School, Worcester, MA; **Robert A. Baldor, MD, FAAFP**, Professor and Sr. Vice-Chairman, Department of Family Medicine and Community Health, University of Massachusetts Medical School, Worcester, MA; **Jeremy Golding, MD, FAAFP**, Professor of Family Medicine and Obstetrics & Gynecology, University of Massachusetts Medical School, Quality Officer, Department of Family Medicine and Community Health, University of Massachusetts Memorial Health Care, Hahnemann Family Health Center, Worcester, MA and **Mark B. Stephens, MD, MS, FAAFP**, Professor of Family and Community Medicine Penn State University College of Medicine State College, PA

### DESCRIPTION

**Make the most effective diagnostic and therapeutic decisions in the least time!**

A best seller for over 25 years, *The 5-Minute Clinical Consult 2018* is a practical and useful resource for clinicians in primary care, family medicine, emergency medicine, nursing, and pediatrics. It provides rapid access to guidance on diagnosis, treatment, medications, follow-up, and associated factors for more than 540 diseases and conditions. *The 5-Minute Clinical Consult 2018* is designed to deliver maximum clinical confidence as efficiently as possible...allowing you to focus your valuable time on giving your patients the best possible care.

- ▶ Find the answers you need quickly thanks to an intuitive, at-a-glance format, with concise, bulleted text; hundreds of diagnostic and therapeutic algorithms; ICD-10 codes, DSM-5 criteria; and much more.
- ▶ Make confident decisions aided by current evidence-based designations in each topic.

Written by esteemed internal medicine and family medicine practitioners and published by the leading publisher in medical content, *The 5-Minute Clinical Consult 2018, Twenty-Sixth Edition* includes a Free Trial to 5MinuteConsult.com.


5MinuteConsult.com is a quicker, more valuable, evidence-based, online workflow tool easily integrated at the point of care. 5MinuteConsult.com provides online-exclusive content, including:

- ▶ More than 1,500 additional topics, including the full contents of *The 5-Minute Pediatric Consult* and *Rosen & Barkin's 5-Minute Emergency Medicine Consult*
- ▶ Differential diagnosis support from an expanded collection of algorithms
- ▶ Current evidence-based designations highlighted in each topic
- ▶ Thousands of images to help support visual diagnosis of all conditions
- ▶ A video library of procedures, treatment, and physical therapy techniques
- ▶ An A-to-Z Drug Database from Facts & Comparisons®
- ▶ Guidance on laboratory test interpretation from *Wallach's Interpretation of Diagnostic Tests*
- ▶ More than 3,000 patient handouts in English and Spanish
- ▶ ICD-10 codes and *DSM-5* criteria
- ▶ FREE point-of-care CME and CE: 0.5 credits each time you search the site to find the best treatment for your patients. This activity has been reviewed and is acceptable for up to 20 prescribed credits by the AAFP and the ANCC.

**Note to Booksellers:** The previous edition published in May, 2016. (ISBN: 978-1-4963-3996-6)

**Hardbound / ISBN: 978-1-4963-7462-2 / (US\$99.99 / £70.00 / €1.00) Worldwide**

Approx. 1,328 pp. / 8.375 x 10.875 / May 2017



## Continuing Professional Development in Medicine and Health Care *Better Education, Better Patient Outcomes*

Edited by William Rayburn, MD, MBA; David A. Davis, MD and Mary G. Turco, EdD

### DESCRIPTION

**Improve clinical competence and performance, deliver better health care, and enhance patient outcomes.**

*Continuing Professional Development in Medicine and Health Care* helps you design, deliver, and evaluate evidence-based continuing education and professional development programs with the goal of keeping practitioners' knowledge, skills, attitudes, competencies, and performance current and patient centered.

Authored by key thought leaders in the field, including members of the **Society of Academic Continuing Medical Education (SACME)**, the book presents today's most advanced thinking on how to empower clinicians to continuously improve their performance throughout their professional careers.

Organized under five critical themes and 28 essential topics, the book's chapters start with cases describing real-world dilemmas; continue with evidence-based theories, solutions, and/or resources; and close with "future directions" and contemporary reference lists.


### FEATURES

- ▶ **Use continuing education to transform the delivery of care** – with multidisciplinary guidance that draws on theoretical frameworks and evolving evidence from engineering, neuroscience, education, organization management, sociology, and psychology.
- ▶ **Master techniques for maximizing educational benefits** (learning, administrative, and otherwise) – from the evolution of core competencies to advances in simulation.
- ▶ **Access evidence-informed techniques** for providing **realistic, personal needs assessments** to improve health outcomes.
- ▶ **Accommodate needs for education** that are more flexible, efficient, effective, and accessible, with less need to travel.
- ▶ **Promote evolving new competencies in clinician-patient communication and clinician cultural awareness.**
- ▶ **Explore methods for conducting research** to measure the degree of effectiveness in professional education.

In an era of rapidly changing health systems, anyone responsible for improving health professionals' continuing professional development is strongly encouraged to take advantage of the guidance within *Continuing Professional Development in Medicine and Health Care*.

**Softbound / ISBN: 978-1-4963-5634-5 / (US\$74.99 / £60.00 / €70.00) Worldwide**

Approx. 494 pp. / Approx. 40 2-Color Illus. / 6 x 9 / May 2017



## Color Atlas and Text of Histology Seventh Edition

By Leslie P. Gartner, PhD

### DESCRIPTION

Magnify your understanding of histology with *Color Atlas and Text of Histology*--the student's go-to tool for histology mastery! The Seventh Edition of this text and atlas combines traditional topics with modern research to provide medical, dental, allied health, and biology students with a concise review of all of the major tissue classes and body systems. Consistent presentation of histologic plates comprising relevant concise text and photomicrographs facilitates understanding as well as review both for in-class and licensing examinations. Helpful explanatory text in each chapter includes Introductions, new Histophysiology sections, Clinical Considerations, and Summaries of Histological Organization. Numerous tables have also been added to make the material easier to grasp. This atlas features more than 700 vivid, full-color and high-quality photomicrographs, scanning electron micrographs, and schematic illustrations to give students the full histologic picture.

### FEATURES


New to the seventh edition:

- ▶ **Revised and updated text** ensures that each chapter offers the most current histology and related concepts.
- ▶ **Reorganized chapter content** clearly delineates morphology and histophysiology sections.
- ▶ **Expanded Histologic Techniques chapter** elucidates various stains and techniques.
- ▶ **Abundant tables** organize related topics for quick, easy absorption and review.
- ▶ **Clinical Considerations with clinical images** demonstrate the link between histology and pathophysiology.
- ▶ **Full-page Graphics** provide a representational orientation before zooming in on micrographs.
- ▶ **Helpful full-color thumbnail drawings** complement micrographs for enhanced interpretation.
- ▶ **New appendix** helps students distinguish between tissues that resemble each other.
- ▶ **New Review Plates** at the end of each chapter. An interactive question bank of multiple-choice review questions is available for students via thePoint.

**Softbound / ISBN: 978-1-4963-4673-5 / (US\$83.99 / £55.00 / €64.00) Worldwide**

Approx. 544 pp. / 660 in Full Color / Approx. 47 Tables / 8.375 x 10.875 / April 2017





## Catecholamines

### *Physiology, Pharmacology, and Pathology for Students and Clinicians*

By **Lewis Landsberg, MD**, *Irving S. Cutter Professor, Dean Emeritus, Northwestern University, Feinberg School of Medicine, Chicago, IL*

#### DESCRIPTION

Comprehensive and clinically relevant, this monograph provides an authoritative summary of how catecholamines regulate bodily functions in health and in disease, and how this knowledge has spawned an extensive pharmacopeia of widely used drugs. Renowned researcher and educator Dr. Lewis Landsberg offers solid information and guidance on these complex hormones, brought together in a single-source reference that helps both students and clinicians fully understand catecholamines and the sympathoadrenal system.

Complex hormones, brought together in a single-source reference that helps both students and clinicians fully understand catecholamines and the sympathoadrenal system.

#### FEATURES

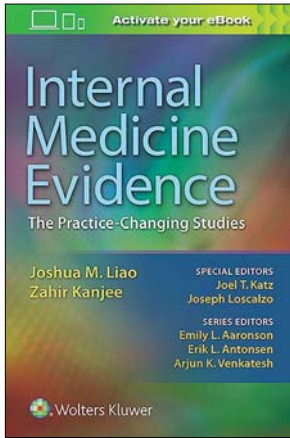
- ▶ Covers fundamental aspects of catecholamine biology, as well as physiology, pathophysiology, pharmacology, and tumors of the sympathoadrenal system.
- ▶ Provides easily understood, concise coverage of difficult concepts, all in one convenient volume.
- ▶ Ideal for medical and graduate students and educators, as well as clinicians in internal medicine, cardiology, endocrinology, critical care, anesthesiology, and pharmacology.

*Your book purchase includes a complimentary eBook download for iOS, Android, PC & Mac, with these enhanced features:*

- ▶ The ability to download the eBook on multiple devices at one time, for a seamless reading experience online or offline
- ▶ Powerful search tools and smart navigation cross-links that allow you to search within this book, or across your entire library of VitalSource eBooks
- ▶ Multiple viewing options that enable you to scale images and text to any size without losing page clarity as well as responsive design
- ▶ The ability to highlight text and add notes with one click

**Softbound / ISBN: 978-1-4963-7531-5 / (US\$49.99(t) / £39.99(t) / €46.00(t)) Worldwide**

Approx. 160 pp. / Approx. 64 Illus. / 5 x 8 / June 2017



## Internal Medicine Evidence The Practice-Changing Studies

By **Joshua M. Liao, MD**, Staff Physician, Department of Medicine, University of Pennsylvania School of Medicine Philadelphia, PA and **Zahir Kanjee, MD, MPH**, Hospitalist, Beth Israel Deaconess Medical Center, Instructor in Medicine, Harvard Medical School, Boston, MA

### DESCRIPTION

Increase your knowledge of the clinical trials and evidence that lay the groundwork for current practice with **Internal Medicine Evidence: The Practice-Changing Studies**. Brief, easy-to-read, and accessible, this time-saving reference allows you to quickly familiarize yourself with 100 of the most practice-changing clinical trials in internal medicine. This unique title is ideal for medical students, residents, and seasoned practitioners alike, providing insight and understanding into today's practice of internal medicine.

### FEATURES

- ▶ Save time and effort with convenient, succinct synopses of each study, including editorial commentary on the impact of the trial and the context for incorporating it into practice.
- ▶ Access an important mix of historical and contemporary studies, reviewed by faculty at Harvard Medical School, with an emphasis on material most relevant to today's practice.
- ▶ Explore landmark clinical trials in all areas of internal medicine, including cardiology, critical care, endocrinology, gastroenterology, hematology, infectious diseases, nephrology, oncology, pulmonology, and rheumatology.


Your book purchase includes a complimentary download of the enhanced eBook for iOS, Android, PC & Mac. Take advantage of these practical features that will improve your eBook experience:

- ▶ The ability to download the eBook on multiple devices at one time — providing a seamless reading experience online or offline
- ▶ Powerful search tools and smart navigation cross-links that allow you to search within this book, or across your entire library of VitalSource eBooks
- ▶ Multiple viewing options that enable you to scale images and text to any size without losing page clarity as well as responsive design
- ▶ The ability to highlight text and add notes with one click

**Softbound / ISBN: 978-1-4963-4355-0 / (US\$39.99(t) / £31.99(t) / €37.00(t)) Worldwide**

Approx. 240 pp. / 6 x 9 / May 2017





## Handbook of Kidney Transplantation Sixth Edition

By **Gabriel M. Danovitch, MD**, *Medical Director, Kidney and Pancreas Transplant Program Ronald Reagan Medical Center at UCLA*  
*John J. Kuiper Chair of Nephrology and Renal Transplantation Distinguished Professor of Medicine David Geffen School of Medicine at UCLA Los Angeles, CA*


### DESCRIPTION

This popular handbook is a practical guide for physicians, surgeons, nurses, and other professionals who manage kidney transplant patients. It is concise, readable, and well-illustrated. Chapters outline the major concerns surrounding renal transplantation and the most successful approaches to problems arising in short-term and long-term patient care. Chapter topics include immunobiology and immunosuppression, as well as

chapters on surgery, histocompatibility, and the first three months post-transplant surgery.

**Note to Booksellers:** The previous edition published in October, 2009. (ISBN 978-0-7817-9374-2)

**Softbound / ISBN: 978-1-4963-2615-7 / (US\$67.99 / £50.00(t) / €58.00(t)) Worldwide**  
 Approx. 624 pp. / Approx. 102 Illus. / 90 in Full Color / Approx. 75 Tables / 4.375 x 8 / June 2017



## A Reference Guide to Fetal and Neonatal Risk: Drugs in Pregnancy and Lactation Eleventh Edition

By **Gerald G. Briggs, BPharm, FCCP**, Pharmacist Clinical Specialist (Obstetrics) (Retired), MemorialCare Center for Women, Miller Children's Hospital, Long Beach Memorial Medical Center, Long Beach, California, Clinical Professor of Pharmacy, University of California, San Francisco, Adjunct Professor of Pharmacy Practice, University of Southern California, Los Angeles, Adjunct Professor, Department of Pharmacotherapy, Washington State University, Spokane, WA; **Roger K. Freeman, MD**, MemorialCare Center for Women, Miller Children's Hospital, Long Beach Memorial Medical Center, Long Beach, California, Director Mednax Medical Group, Clinical Professor of Obstetrics & Gynecology, University of California, Irvine, CA; **Craig V. Towers MD, FACOG**, Professor & Vice Chair, Department of Obstetrics & Gynecology, Division of Maternal-Fetal Medicine, University of Tennessee Medical Center, Knoxville, TN; and **Alicia B. Forinash, PharmD, FCCP, BCPS, BCACP**, Professor of Pharmacy Practice, Saint Louis College of Pharmacy, Clinical Pharmacy Specialist (Obstetrics), Maternal-Fetal Care Clinic, Saint Mary's Health Center, Saint Louis, MO

**cia B. Forinash, PharmD, FCCP, BCPS, BCACP**, Professor of Pharmacy Practice, Saint Louis College of Pharmacy, Clinical Pharmacy Specialist (Obstetrics), Maternal-Fetal Care Clinic, Saint Mary's Health Center, Saint Louis, MO

### DESCRIPTION

Put essential information at your fingertips – *before* you prescribe. The updated 11th edition of **Drugs in Pregnancy and Lactation: A Reference Guide to Fetal and Neonatal Risk** lists more than 1,200 commonly prescribed drugs taken during pregnancy and lactation, with detailed monographs that provide the information you need on known or possible effects on the mother, embryo, fetus, and nursing infant. For the 11th edition, this bestselling reference has two new authors, both highly knowledgeable on the effects of drugs on the embryo-fetus and nursing infant: Craig V. Towers, a maternal-fetal medicine specialist, and Alicia B. Forinash, a clinical pharmacologist specialist in obstetrics.

### FEATURES

- ▶ More than **140 new drugs** included in this edition.
- ▶ A-to-Z organization helps you find valuable information quickly.
- ▶ Each monograph covers: generic name (in US); risk factors; pharmacologic class; pregnancy and breastfeeding recommendations; pregnancy, fetal risk and breastfeeding summaries; as well as updated references.
- ▶ Quarterly updates, available online, keep you at the forefront of the field.


Your book purchase includes a complimentary download of the enhanced eBook for iOS, Android, PC & Mac. Take advantage of these practical features that will improve your eBook experience:

- ▶ The ability to download the eBook on multiple devices at one time — providing a seamless reading experience online or offline
- ▶ Powerful search tools and smart navigation cross-links that allow you to search within this book, or across your entire library of VitalSource eBooks
- ▶ Multiple viewing options that enable you to scale images and text to any size without losing page clarity as well as responsive design
- ▶ The ability to highlight text and add notes with one click

**Note to Booksellers:** The previous edition was published in August, 2014. (ISBN: 978-1-4511-9082-3)

**Hardbound / ISBN: 978-1-4963-4962-0 / (US\$109.99 / £88.00(t) / €102.00(t)) Worldwide**

Approx. 1,648 pp. / 8.375 x 10.875 / May 2017



## Operative Techniques in Gynecologic Surgery Gynecology

By **Tommaso Falcone, MD, FRCS(C), FACOG**, Professor of Surgery, Cleveland Clinic Lerner College of Medicine, Case Western Reserve University, Chairman of Department of Obstetrics and Gynecology & Women's Health Institute, Cleveland Clinic, Cleveland, OH; **M. Jean Uy-Kroh, MD, FACOG**, Assistant Professor of Surgery, Cleveland Clinic Lerner College of Medicine, Case Western Reserve University, Department of Obstetrics and Gynecology & Women's Health Institute, Director, Chronic Pelvic Pain Program, Cleveland Clinic, Cleveland, OH; and **Linda D. Bradley, MD, FACOG**, Professor of Surgery, Cleveland Clinic Lerner College of Medicine, Case Western Reserve University, Vice Chair of Department of Obstetrics and Gynecology & Women's Health Institute, Director, Center for Fibroid and Menstrual Disorders, Cleveland Clinic, Cleveland, OH

### DESCRIPTION

The first in a new four-volume series, *Operative Techniques in Gynecologic Surgery: Gynecology* provides superbly illustrated, authoritative guidance on operative techniques along with a thorough understanding of how to select the best procedure, how to avoid complications, and what outcomes to expect. Easy to follow, up to date, and highly visual, this step-by-step reference covers the most common operations in gynecology and is ideal for residents and physicians in daily practice.

### FEATURES

- ▶ Succinct text, bulleted points, and quick-reference tables allow you to review information quickly and understand best practices and potential problems for each procedure.
- ▶ Hundreds of full-color intraoperative photographs and drawings, as well as numerous high-quality videos, capture procedures step by step and help you immediately apply your knowledge.
- ▶ Each clinical problem is discussed in the same templated format: general principles, anatomy and differential diagnosis, imaging and other diagnostics, preoperative planning, surgical management, procedures and techniques, pearls and pitfalls, postoperative care, outcomes, and complications.
- ▶ Coverage includes Basic Surgical Set Up, Diagnostic Laparoscopy, Uterine Surgery, Cervix, Adnexal Surgery, Surgical Management of Endometriosis, Vulvar and Perineal Surgery, and Hysteroscopy, Uterine Sterilization, and Ablation Procedures.
- ▶ Perfect for a quick preoperative review of the steps of a procedure.
- ▶ Volume editors and contributors are thought leaders in their respective subspecialties and are known for their surgical expertise.

### Look for other volumes in the Operative Techniques in Gynecology series:

- ▶ Reproductive Endocrinology and Infertility
- ▶ Urogynecology and Pelvic Reconstructive Surgery
- ▶ Gynecologic Oncology

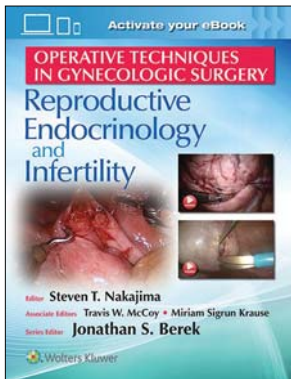
Your book purchase includes a complimentary download of the enhanced eBook for iOS, Android, PC & Mac. Take advantage of these practical features that will improve your eBook experience:

- ▶ The ability to download the eBook on multiple devices at one time — providing a seamless reading experience online or offline
- ▶ Powerful search tools and smart navigation cross-links allow you to search within this book, or across your entire library of VitalSource eBooks
- ▶ Multiple viewing options offer the ability to scale images and text to any size without losing page clarity as well as responsive design
- ▶ The ability to highlight text and add notes with one click

**Hardbound / ISBN: 978-1-4963-4288-1 / (US\$189.99 / £152.00 / €176.00) Worldwide**

Approx. 356 pp. / Approx. 477 Illus. / 566 in Full Color / Approx. 150 Tables / 8.375 x 10.875 /

April 2017



## Operative Techniques in Gynecologic Surgery

### *Reproductive Endocrinology and Infertility*

**Steven T. Nakajima, MD**, *Clinical Professor, Department of Obstetrics and Gynecology, Fertility and Reproductive Health Group, Stanford University School of Medicine Stanford, CA*; **Travis W. McCoy, MD**, *Private Practice Piedmont Reproductive Endocrinology Group Greenville, SC*; and **Miriam S. Krause, MD**, *Private Practice, Louisville, KY*

#### DESCRIPTION

Second in a new four-volume series, *Operative Techniques in Gynecologic Surgery: Reproductive Endocrinology and Infertility* provides superbly illustrated, authoritative guidance on operative techniques along with a thorough understanding of how to select the best procedure, how to avoid complications, and what outcomes to expect. Easy to follow, up to date, and highly visual, this step-by-step reference covers the most common opera-

tions in gynecology and is ideal for residents and physicians in daily practice.

#### FEATURES

- ▶ Succinct text, bulleted points, and quick-reference tables allow you to review information quickly and understand best practices and potential problems for each procedure.
- ▶ Hundreds of full-color intraoperative photographs and illustrations, as well as numerous high-quality videos, capture procedures step by step and help you immediately apply your knowledge.
- ▶ Each clinical problem is discussed in the same templated format: general principles, anatomy and differential diagnosis, imaging and other diagnostics, preoperative planning, surgical management, procedures and techniques, pearls and pitfalls, postoperative care, outcomes, and complications.
- ▶ Coverage includes fertility operations (vaginal, cervical, uterine, tubal, ovarian, and peritoneal), assisted reproductive technological procedures, and office procedures including imaging of reproductive organs and assessment of the endometrial cavity.
- ▶ Perfect for a quick preoperative review of the steps of a procedure.
- ▶ Volume editors and contributors are thought leaders in their respective subspecialties and are known for their surgical expertise.

#### Look for other volumes in the *Operative Techniques in Gynecology* series:

- ▶ Gynecology
- ▶ Urogynecology and Pelvic Reconstructive Surgery
- ▶ Gynecologic Oncology


*Your book purchase includes a complimentary download of the enhanced eBook for iOS, Android, PC & Mac. Take advantage of these practical features that will improve your eBook experience:*

- ▶ The ability to download the eBook on multiple devices at one time — providing a seamless reading experience online or offline
- ▶ Powerful search tools and smart navigation cross-links that allow you to search within this book, or across your entire library of VitalSource eBooks
- ▶ Multiple viewing options that enable you to scale images and text to any size without losing page clarity as well as responsive design
- ▶ The ability to highlight text and add notes with one click

**Hardbound / ISBN: 978-1-4963-3015-4 / (US\$189.99 / £160.00 / €186.00) Worldwide**

Approx. 208 pp. / Approx. 148 Illus. / 154 in Full Color / Approx. 100 Tables / 8.375 x 10.875 /

May 2017



## Manual of Clinical Oncology Eighth Edition

By **Bartosz Chmielowski, MD, PhD** and **Mary C. Territo**, Professor of Medicine in Residence, David Geffen School of Medicine at UCLA, Division of Hematology and Oncology, UCLA Center for the Health Sciences, Los Angeles, CA

### DESCRIPTION

Concise, portable, and packed with essential information, *Manual of Clinical Oncology* is an indispensable resource for understanding basic science, clinical findings, and available technology as they relate to the diagnosis and management patients with cancer. The practical format provides high-yield content useful for participating in rounds and making diagnostic and therapeutic decisions at the bedside. Edited by Dr. Bartosz Chmielowski and Dr. Mary Territo, both from UCLA School of Medicine, this eighth edition carries on the tradition of excellence set forth by longtime editor Dr. Dennis Casciato.

### FEATURES

- ▶ Incorporates recent major achievements in immunotherapies, biologics, and targeted therapies.
- ▶ Features new chapters on the biology of cancer, immunotherapy, and cancer survivorship.
- ▶ Contains numerous diagnostic and treatment algorithms, as well as content on complications, for assistance with clinical decision making.
- ▶ Includes helpful appendices such as a glossary of cytogenetic nomenclature and combination chemotherapy regimens.

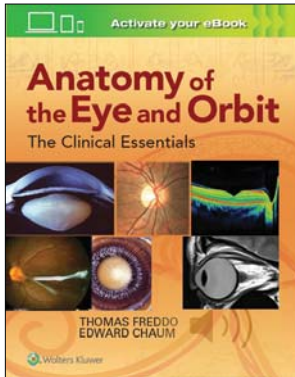
*Your book purchase includes a complimentary download of the enhanced eBook for iOS, Android, PC & Mac. Take advantage of these practical features that will improve your eBook experience:*

- ▶ The ability to download the eBook on multiple devices at one time — providing a seamless reading experience online or offline
- ▶ Powerful search tools and smart navigation cross-links that allow you to search within this book, or across your entire library of VitalSource eBooks
- ▶ Multiple viewing options that enable you to scale images and text to any size without losing page clarity as well as responsive design
- ▶ The ability to highlight text and add notes with one click

**Note to Booksellers:** The previous edition published in May, 2012. (ISBN: 978-1-4511-1560-4).

**Softbound / ISBN: 978-1-4963-4957-6 / (US\$74.99 / £40.00 / €46.00) Worldwide**

Approx. 960 pp. / Approx. 20 Illus. / 5 x 8 / May 2017



## Anatomy of the Eye and Orbit The Clinical Essentials

**Thomas F. Freddo, OD, PhD, FAAO**, Professor of Ophthalmology, Pathology, Anatomy and Neurobiology (Emeritus) Former Director of the Eye Pathology Laboratory, Boston University School of Medicine, Boston, MA and Adjunct Professor of Optometry, MCP Health Sciences University, Worcester, MA and **Edward Chaum, MD, PhD**, Plough Foundation Professor of Ophthalmology, Professor of Pediatrics, Anatomy and Neurobiology, and Biomedical Engineering, University of Tennessee Health Science Center, Memphis, TN

### DESCRIPTION

This reference provides clinically relevant presentation of the anatomy of the eye and orbit and covers all ocular tissues, with an emphasis on those aspects of anatomy most relevant to the

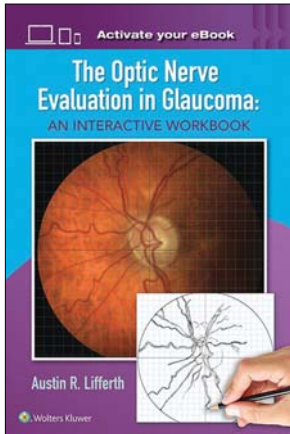
clinician in training to provide the most practical guide possible.

### FEATURES

- ▶ Includes more than 300 photographs
- ▶ In addition to light and electron microscopy, chapters include ocular images obtained using clinical methods such as OCT, UBM, etc.
- ▶ Serves as a practical guide for optometry students/residents and ophthalmology residents

**Hardbound / ISBN: 978-1-4698-7328-2 / (US\$129.99(t) / £87.00(t) / €104.00(t)) Worldwide**

Approx. 512 pp. / Approx. 300 Illus. / 8.375 x 10.875 / June 2017



## Systematic Evaluation of the Optic Nerve in Glaucoma An Interactive Clinical Workbook

Austin R. Lifferth, OD, FAAO, Staff Optometrist, The Villages, Florida VA Outpatient Clinic, The Villages, FL

### DESCRIPTION

All eye care providers should be skilled in evaluating the optic nerve in glaucoma patients, but many don't get enough opportunities to keep these skills sharp. *Systematic Evaluation of the Optic Nerve in Glaucoma: An Interactive Clinical Workbook* gives you the practice you need to make sure your abilities are

up to speed. This practical primer takes you from learning to applying – by creating a visually rich, interactive experience.

### FEATURES

- ▶ **Briefly review key principles/pearls** for examining the optic nerve in glaucoma with a quick summary at the beginning of each section.
- ▶ **Study full-color clinical photographs** demonstrating the appearance of a full range of optic nerve findings.
- ▶ **Practice your recognition skills** by drawing your own discograms depicting the key features that distinguish each pathologic finding.


*Your book purchase includes a complimentary download of the enhanced eBook for iOS, Android, PC & Mac. Take advantage of these practical features that will improve your eBook experience:*

- ▶ The ability to download the eBook on multiple devices at one time &mdash; providing a seamless reading experience online or offline
- ▶ Powerful search tools and smart navigation cross-links that allow you to search within this book, or across your entire library of VitalSource eBooks
- ▶ Multiple viewing options that enable you to scale images and text to any size without losing page clarity as well as responsive design
- ▶ The ability to highlight text and add notes with one click

**Softbound / ISBN: 978-1-4963-6313-8 / (US\$34.99 / £24.95(t) / €30.00(t)) Worldwide**

Approx. 136 pp. / 140 in Full Color / May 2017





## The Cowboy's Conundrum

### Complex and Advanced Cases in Shoulder Arthroscopy

By **Stephen S. Burkhardt, MD**, *The San Antonio Orthopaedic Group, San Antonio, TX*

#### DESCRIPTION

Obtain optimal outcomes with masterful guidance! *The Cowboy's Conundrum: Complex and Advanced Cases in Shoulder Arthroscopy* brings you step-by-step advice from preeminent orthopaedic surgeons, helping you to successfully perform even the most challenging techniques and achieve the best results. Authored by Stephen S. Burkhardt, MD and his expert team of surgeons, creators of bestselling titles *A Cowboy's Guide to Advanced Shoulder Arthroscopy* and *The Cowboy's Companion: A Trail Guide for the Arthroscopic Shoulder Surgeon*, *The Cowboy's Conundrum* brings you the collective wisdom of world au-

thorities who have been intimately involved in pioneering and refining today's approaches to minimally invasive shoulder surgery. Dr. Burkhardt uses his trademark "cowboy" flair to communicate essential clinical pearls in an approachable and entertaining manner.

#### FEATURES

- ▶ **Effectively approach a full range of shoulder injuries** with thorough, concise coverage of physical examination, imaging, and arthroscopic findings as well as pearls, pitfalls, and decision-making considerations.
- ▶ **Successfully perform cutting-edge procedures** such as superior capsular reconstruction, remplissage, and knotless Bankart repair through step-by-step descriptions that make each technique easy to replicate.
- ▶ **See exactly what to look for and how to proceed** thanks to abundant, detailed radiographs, arthroscopic images, and illustrations.
- ▶ **View more than 200 edited videos** demonstrating the latest shoulder arthroscopy procedures – with author narrations highlighting key nuances, tricks, and tips for making each technique easier to perform.

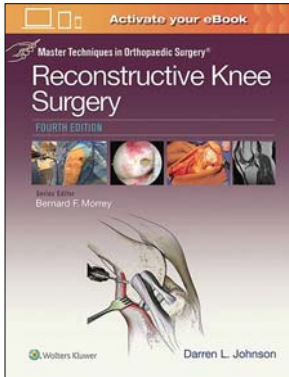
*Your book purchase includes a complimentary download of the enhanced eBook for iOS, Android, PC & Mac. Take advantage of these practical features that will improve your eBook experience:*

- ▶ The ability to download the eBook on multiple devices at one time — providing a seamless reading experience online or offline
- ▶ Powerful search tools and smart navigation cross-links that allow you to search within this book, or across your entire library of VitalSource eBooks
- ▶ Multiple viewing options that enable you to scale images and text to any size without losing page clarity as well as responsive design
- ▶ The ability to highlight text and add notes with one click

**Hardbound / ISBN: 978-1-4963-1885-5 / (US\$224.99 / £180.00(t) / €209.00(t)) Worldwide**

Approx. 480 pp. / May 2017





## Master Techniques in Orthopaedic Surgery® Reconstructive Knee Surgery Fourth Edition

Darren L. Johnson, MD

### DESCRIPTION

Take your mastery to the next level! *Master Techniques in Orthopaedic Surgery®: Reconstructive Knee Surgery* is your ideal source for perfecting today's most advanced and effective surgical techniques for knee reconstruction. Each chapter presents a world-leading orthopaedic surgeon's preferred approach to a specific knee problem, replete with expert technical pearls

to help you achieve optimal patient outcomes.

### FEATURES

- ▶ **Overcome a full range of challenges in reconstructive knee surgery** with in-depth sections on extensor mechanism/patellofemoral problems, meniscus surgery, ligament injuries/instability, and reconstruction of the articular cartilage and synovium.
- ▶ **Update your skills** with comprehensive updates throughout reflecting all of the latest advances in the field, including many new chapters, new topics, and new surgical innovations.
- ▶ **See exactly how to proceed** thanks to thousands of high-quality, step-by-step photographs and drawings.
- ▶ **Produce the best outcomes** through comprehensive discussions of indications and contraindications, decision making, operation room methodology, and pitfalls.

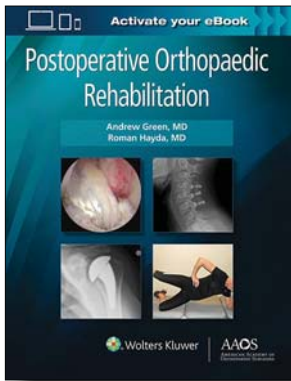
*Your book purchase includes a complimentary download of the enhanced eBook for iOS, Android, PC & Mac. Take advantage of these practical features that will improve your eBook experience:*

- ▶ The ability to download the eBook on multiple devices at one time — providing a seamless reading experience online or offline
- ▶ Powerful search tools and smart navigation cross-links that allow you to search within this book, or across your entire library of VitalSource eBooks
- ▶ Multiple viewing options that enable you to scale images and text to any size without losing page clarity as well as responsive design
- ▶ The ability to highlight text and add notes with one click

*Look for other great titles in the Master Techniques in Orthopaedic Surgery series!*

**Hardbound / ISBN: 978-1-4963-1827-5 / (US\$249.99 / £167.00 / €200.00) Worldwide**

Approx. 496 pp. / 8.375 x 10.875 / April 2017



## Postoperative Orthopaedic Rehabilitation

By **Andrew Green** and **Roman Hayda**

### DESCRIPTION

Bridge the gap between orthopaedic surgery and rehabilitation! *Postoperative Orthopaedic Rehabilitation*, published in partnership with the AAOS, is the first clinical reference designed to transcend the traditional boundaries between these two phases of patient management, thus empowering both orthopaedic surgeons and rehabilitation specialists to achieve better outcomes.

### FEATURES

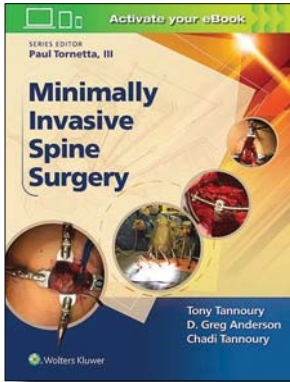
- ▶ **Achieve the best possible outcomes** with multidisciplinary content co-written by expert surgeons and physical and occupational therapists. Chapters include discussions of relevant anatomy, surgical indications and techniques, rehabilitation protocols, and specific clinical tips and pearls, as well as clear rationales for each rehabilitation protocol.
- ▶ **Gain a more thorough, holistic understanding of the entire course of patient management** so you can optimally collaborate with your colleagues and accomplish superior results.
- ▶ **Access guidance at a glance** through concise, clearly formatted chapters containing step-by-step protocols and bulleted lists as well as abundant imaging studies, intraoperative photographs and diagrams, and photographs of rehabilitation methods.

*Your book purchase includes a complimentary download of the enhanced eBook for iOS, Android, PC & Mac. Take advantage of these practical features that will improve your eBook experience:*

- ▶ The ability to download the eBook on multiple devices at one time — providing a seamless reading experience online or offline
- ▶ Powerful search tools and smart navigation cross-links that allow you to search within this book, or across your entire library of VitalSource eBooks
- ▶ Multiple viewing options that enable you to scale images and text to any size without losing page clarity as well as responsive design
- ▶ The ability to highlight text and add notes with one click

**Hardbound / ISBN: 978-1-4963-6028-1 / (US\$139.99 / £115.00 / €133.00) Worldwide**

Approx. 816 pp. / Approx. 1070 Illus. / Approx. 3 2-Color Illus. / 722 in Full Color / 8.375 x 10.875  
/ April 2017



## Minimally Invasive Spine Surgery

By Chadi Tannoury, MD

### DESCRIPTION

The main use of MI spine is currently thoracolumbar fusions, and of 250,000 performed each year about 25% are done using

MI procedures and instrumentation (about 63,000 procedures per year).


This publication will cover topics and procedures related to thoracolumbar fusion as well as disc herniation and spinal stenosis, the role of MIS in spondylolisthesis, degenerative and idiopathic scoliosis, metabolic and neoplastic spine disorders, decompression, corpectomy, and trauma. Also covered will be the role of lasers in MIS, and minimally invasive cervical procedures.

### FEATURES

- ▶ Step-by step depictions of cutting-edge procedures - Clear depiction of how to perform procedures
- ▶ Written by leaders in the field - Provides immediate authority and relevance
- ▶ Comprehensive review - Understand all applications of MI spine procedures
- ▶ Procedural Video integrated into text in ebook - Buyers see the principles and tips in use

**Hardbound / ISBN: 978-1-4963-0132-1 / (US\$249.99(t) / £167.00(t) / €200.00(t)) Worldwide**

Approx. 500 pp. / June 2017



## West's Pulmonary Pathophysiology *The Essentials* Ninth Edition

By **John B. West, M.D., Ph.D., D.Sc.**, Distinguished Professor of Medicine and Physiology, School of Medicine, University of California, San Diego, La Jolla, CA and **Andrew M. Luks, M.D.**, Associate Professor, Pulmonary and Critical Care Medicine, Harborview Medical Center, Seattle, WA

### DESCRIPTION

**West's Pulmonary Pathophysiology: The Essentials** offers accessible explanations of disease processes that affect the respiratory system. This best-selling companion to *West's Respiratory Physiology, Tenth Edition*, has served generations of students. Dr. John B. West, together with new co-author Dr. Andrew M. Luks, presents the vital knowledge you need in a concise, straightforward manner that's easy to understand.


### FEATURES

- ▶ **Learn the very latest** on COPD, asthma, restrictive lung disease, pulmonary hypertension, and much more.
- ▶ **See how pathophysiology applies to clinical practice** with clinical vignettes in every chapter, followed by multiple-choice questions and answers to test your comprehension.
- ▶ **Visualize concepts vividly** with the aid of new radiographs, CT images, and color photomicrographs.
- ▶ **Study with ease** through abundant chapter outlines, Key Concepts boxes, bulleted review sections, and other helpful summaries.
- ▶ **Prepare for exams** with 75 multiple-choice review questions, accompanied by answers and explanations, inside the book as well as in an Interactive Question Bank online.

**Note to Booksellers:** The previous edition published in February, 2012. (ISBN 978-1-4511-0713-5)

**Softbound / ISBN: 978-1-4963-3944-7 / (US\$54.99 / £36.99 / €40.00) Worldwide**

Approx. 264 pp. / Approx. 91 Illus. / Approx. 13 Tables / 6 x 9 / February 2017



## The Cleveland Clinic Intensive Review of Pediatrics Fifth Edition

**Camille Sabella, MD**, Associate Professor of Pediatrics, Director, Center for Pediatric Infectious Diseases, Vice Chair for Education, Pediatrics Institute, Cleveland Clinic Children's, Cleveland, OH and **Robert J. Cunningham III, MD**, Professor of Pediatrics, CWRU School of Medicine, Vice Chairman, Department of Pediatric Medicine, Division Chief, Pediatric Nephrology & Hypertension, University Hospitals Rainbow Babies & Children's Hospital, Cleveland, OH

### DESCRIPTION

Review for the pediatric boards with confidence! *The Cleveland Clinic Intensive Review of Pediatrics, Fifth Edition*, provides the core pediatric material you need to know in a practical format ideal for board review and preparation. Up-to-date subspecialty chapters provide concise overviews with bulleted lists, tables, photographs, and radiographs, as well as new multiple-choice questions with detailed rationales. Board simulation chapters in every section and at the end of the book, along with three practice exams, build your test-taking skills.

### FEATURES

- ▶ Evaluate your strengths and weaknesses, review important concepts efficiently, and gain experience answering board-style questions.
- ▶ An essential resource for physicians preparing for certification or recertification, and for primary care physicians seeking to update their knowledge of pediatrics.
- ▶ Written primarily by distinguished faculty from Cleveland Clinic Children's Hospital.


*Your book purchase includes a complimentary download of the enhanced eBook for iOS, Android, PC & Mac. Take advantage of these practical features that will improve your eBook experience:*

- ▶ The ability to download the eBook on multiple devices at one time — providing a seamless reading experience online or offline
- ▶ Powerful search tools and smart navigation cross-links that allow you to search within this book, or across your entire library of VitalSource eBooks
- ▶ Multiple viewing options that enable you to scale images and text to any size without losing page clarity as well as responsive design
- ▶ The ability to highlight text and add notes with one click

**Note to Booksellers:** The previous edition published in January, 2013. (ISBN: 978-1-4511-7266-9)

**Softbound / ISBN: 978-1-4963-4513-4 / (US\$109.99 / £80.00(t) / €3.00(t)) Worldwide**

Approx. 664 pp. / Approx. 300 Illus. / 91 in Full Color / 8.375 x 10.875 / June 2017



## Systemic Disease Manifestations in the Foot, Ankle, and Lower Extremity

Edited by **Jeffrey Borer** and **Rock G. Positano, DPM, MSc, MPH**, Co-Director, The Foot Center-New York Presbyterian Hospital, New York, NY; Director, Practice for Disorders of the Heel and Rearfoot, Hospital for Special Surgery, New York, NY; Professor, The Institute for Orthopaedic and Sports Engineering, Albert Nerken School of Engineering, New York, NY; **Christopher DiGiovanni, MD** and **Michael Trepal, MD**

### DESCRIPTION

Recognize when lower extremity disorders signal a larger problem. *Systemic Disease Manifestations in the Foot, Ankle, and Lower Extremity* is the first clinical reference focused on

helping you recognize when lower extremity symptoms indicate the presence of cardiovascular, neurologic, dermatologic, musculoskeletal, endocrinologic, infectious, or other systemic disorders. An impressive roster of multidisciplinary experts guides you through what to look for and how to confirm your diagnostic suspicions. The result is an indispensable resource that can facilitate early detection and timely treatment.

### FEATURES


- ▶ Visually identify telltale indicators of systemic disease thanks to an abundance of color photographs, as well as concise descriptions of diagnostically significant features.
- ▶ Consider all the options through in-depth chapters that span the gamut of systemic disorders which can manifest in the lower extremity.
- ▶ Glean information quickly with the aid of at-a-glance tables and a concise format.

*Your book purchase includes a complimentary download of the enhanced eBook for iOS, Android, PC & Mac. Take advantage of these practical features that will improve your eBook experience:*

- ▶ The ability to download the eBook on multiple devices at one time — providing a seamless reading experience online or offline
- ▶ Powerful search tools and smart navigation cross-links that allow you to search within this book, or across your entire library of VitalSource eBooks
- ▶ Multiple viewing options that enable you to scale images and text to any size without losing page clarity as well as responsive design
- ▶ The ability to highlight text and add notes with one click

**Hardbound / ISBN: 978-1-4511-9264-3 / (US\$129.99 / £107.00 / €124.00) Worldwide**

Approx. 320 pp. / 8.375 x 10.875 / May 2017



## Kaplan and Sadock's Comprehensive Textbook of Psychiatry Tenth Edition

By **Benjamin J. Sadock**, Menas S. Gregory Professor of Psychiatry, Department of Psychiatry, New York University School of Medicine; Attending Psychiatrist, Tisch Hospital; Attending Psychiatrist, Bellevue Hospital Center, New York, NY; **Virginia A. Sadock**, Professor of Psychiatry, Department of Psychiatry, New York University School of Medicine; Attending Psychiatrist, Tisch Hospital; Attending Psychiatrist, Bellevue Hospital Center, New York, NY; **Pedro Ruiz, MD**, Professor and Executive Vice Chair, Department of Psychiatry and Behavioral Sciences, University of Miami Miller School of Medicine, Miami FL

### DESCRIPTION

#### 50th Anniversary Edition

The cornerstone text in the field for 50 years, *Kaplan & Sadock's Comprehensive Textbook of Psychiatry* has consistently kept pace with the rapid

growth of research and knowledge in neural science, as well as biological and psychological science. This two-volume **Tenth Edition** shares the expertise of 618 renowned contributors who cover the full range of psychiatry and mental health, including neural science, genetics, neuropsychiatry, psychopharmacology, and other key areas. It remains the gold standard of reference for all those who work with the mentally ill, including psychiatrists and other physicians, psychologists, psychiatric social workers, psychiatric nurses, and other mental health professionals.

### FEATURES

- ▶ New authors bring a fresh perspective to many topics, keeping you at the forefront of current developments in the field.
- ▶ Thoroughly updated coverage of neural sciences, with new sections on epigenetics, the microbiome, systems neuroscience, the Human Connectome Project, neurodevelopment, and many more.
- ▶ Extensively revised sections on schizophrenia, mood disorders, anxiety disorders, geriatric psychiatry and neurocognitive disorders.
- ▶ Uniquely comprehensive information of psychosomatic medicine, including chapters on obesity, chronic pain, and psychiatric sequella of critical illness.
- ▶ Timely information on public and global psychiatry, biological therapies, and psychotherapies.
- ▶ “Text within a text” coverage of child psychiatry includes thorough information on neuroimaging, assessment, genetics, sleep disorders, and the impact on parents of raising a psychiatrically disabled child.
- ▶ Abundant case histories add clarity and represent the vast clinical experiences and wisdom of hundreds of contributing authors.

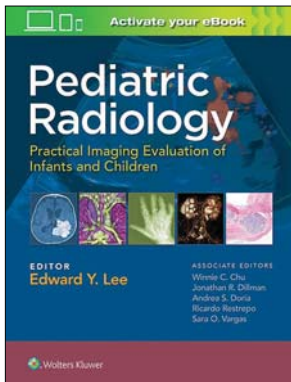
Your book purchase includes a complimentary download of the enhanced eBook for iOS, Android, PC & Mac. Take advantage of these practical features that will improve your eBook experience:

- ▶ The ability to download the eBook on multiple devices at one time — providing a seamless reading experience online or offline
- ▶ Powerful search tools and smart navigation cross-links allow you to search within this book, or across your entire library of VitalSource eBooks
- ▶ Multiple viewing options offer the ability to scale images and text to any size without losing page clarity as well as responsive design
- ▶ The ability to highlight text and add notes with one click

**Note to Booksellers:** The previous edition published in June, 2009. (ISBN: 978-0-7817-6899-3)

**Hardbound / ISBN: 978-1-4511-0047-1 / (US\$399.99 / £320.00 / €371.00) Worldwide**  
 Approx. 4,997 pp. / Approx. 277 2-Color Illus. / 54 in Full Color / Approx. 584 Tables / 8.375 x  
 10.875 / May 2017





## Pediatric Radiology

### Practical Imaging Evaluation of Infants and Children

By Edward Lee

#### DESCRIPTION

Your accessible guide to the essentials of pediatric diagnostic imaging! *Pediatric Radiology: Practical Imaging Evaluation of Infants and Children* provides vital insights on how to diagnose both common and rare, congenital and acquired disorders in infants and children using the best imaging approaches available today. And, it does so in a highly concise, practical manner that makes this information easy to understand and apply. Contributions from a host of respected international authorities put the most relevant, expert information from around the world at your fingertips.

#### FEATURES

- ▶ **Diagnose essential pediatric disorders** with comprehensive sections on pediatric neuroradiology, pediatric thoracic imaging, pediatric abdominopelvic radiology, and pediatric musculoskeletal radiology.
- ▶ **Compare your imaging findings to abundant representative examples** of all appropriate modalities.
- ▶ **Find all the guidance you need on any topic** through discussions of practical imaging techniques, normal anatomy and variants, imaging findings, and selected pathological features of congenital and acquired pediatric disorders in each chapter.
- ▶ **Review the clinical features and imaging findings for each disorder**; pathological correlations, when applicable; up-to-date management information; and, when relevant, differential diagnostic considerations and differentiating features, both clinical and radiological, between disorders that produce the similar imaging findings.
- ▶ **See how practical radiology principles apply to current practice** through a collection of illuminating case studies.

Your book purchase includes a complimentary download of the enhanced eBook for iOS, Android, PC & Mac. Take advantage of these practical features that will improve your eBook experience:

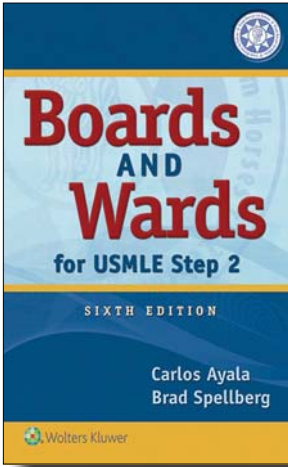
- ▶ The ability to download the eBook on multiple devices at one time — providing a seamless reading experience online or offline
- ▶ Powerful search tools and smart navigation cross-links that allow you to search within this book, or across your entire library of VitalSource eBooks
- ▶ Multiple viewing options that enable you to scale images and text to any size without losing page clarity as well as responsive design
- ▶ The ability to highlight text and add notes with one click

**Note to Booksellers:** The previous edition published in June, 2012. (ISBN 978-1-4511-4406-2)

**Hardbound / ISBN: 978-1-4511-7585-1 / (US\$299.99 / £239.00 / €277.00) Worldwide**

Approx. 1,104 pp. / 554 in Full Color / 8.375 x 10.875 / April 2017





## Boards and Wards for USMLE Step 2 Sixth Edition

Carlos Ayala, MD, FACS, Lt Col. USAF, MC, FS (Retired) and  
Brad Spellberg, MD, FIDSA, FACP

### DESCRIPTION

Master the answers for your boards and wards!


Medical students have no time to waste. *Boards and Wards for USMLE Step 2* is the solution! Updated to reflect the current USMLE Step 2 test blueprint, and organized to parallel the clerkships that all 3rd and 4th year medical students are required to take, this bestselling resource makes it easy for you to study only what you truly need to know for the USMLE as well as end-of-rotation exams.

### FEATURES

- ▶ **Study on the go** thanks to a portable format that's ideal for clinical rotations.
- ▶ **Efficiently master the essentials** through focused coverage of frequently tested topics, presented in a succinct, organized manner.
- ▶ **Test your knowledge** with 100 USMLE-style questions inside the book – with answers and rationales.
- ▶ **Boost your test-taking skills** with a new feature on USMLE “Pearls.”
- ▶ **Grasp facts quickly** through at-a-glance color graphs, tables, charts, and algorithms.
- ▶ **Easily look up rare diseases** in a “Zebras and Syndromes” appendix.

**Softbound / ISBN: 978-1-4963-4989-7 (US\$54.99 / £39.99 / €46.00) Worldwide**

Approx. 704 pp. / Approx. 210 Illus. / 5 x 8 / May 2017



## Nursing2018 Drug Handbook Thirty-Eighth Edition

By Wolters Kluwer


### DESCRIPTION

- ▶ Fully updated with more than 4,300 clinical changes to nearly 3,500 generic, brand, and combination drugs
- ▶ “New Drugs” section featuring nearly 29 new FDA-approved generics and their corresponding brand-name drugs
- ▶ **New** information on the National Cancer Institute’s “Common Terminology Criteria for Adverse Events” classification system
- ▶ **New** appendices:
  - Understanding biosimilar drugs
  - Safe disposal of unused drugs: What patients need to know
  - Prescription drug abuse: Identifying and treating toxicity
- ▶ Pregnancy-Lactation-Reproduction information highlighted in every monograph
- ▶ Easy-to-spot safety and clinical alerts: Black Box Warnings, Adjust-a-dose, Dialyzable drug, Overdose Signs & Symptoms, Look alike-Sound alike Drugs, IV Incompatibilities
- ▶ Nursing Considerations and Patient Teaching sections detailing the essential facts nurses need to know
- ▶ 32-page Photoguide featuring over 450 of the most commonly prescribed tablets and capsules
- ▶ Free access to Monthly Drug Updates and an Online Toolkit with hundreds of helpful tools and resources

**Note to Booksellers:** The previous edition published in May, 2016. (ISBN 978-1-4963-2255-5)

**Softbound / ISBN: 978-1-4963-5359-7 / (US\$44.99 / £31.50 / €37.00) Worldwide**

Approx. 1,800 pp. / 5 x 8 / May 2017



## Nursing2018 Drug Handbook Canadian Thirty-Eighth Edition

By Wolters Kluwer


### DESCRIPTION

- ▶ Fully updated with more than 4,300 clinical changes to over 3,400 generic, brand, and combination drugs
- ▶ “New Drugs” section featuring 29 new FDA-approved generics and their corresponding brand-name drugs
- ▶ **New** information on the National Cancer Institute’s “Common Terminology Criteria for Adverse Events” classification system
- ▶ **New** appendices:
  - Understanding biosimilar drugs
  - Safe disposal of unused drugs: What patients need to know
  - Prescription drug abuse: Identifying and treating toxicity
- ▶ **Canadian-specific** appendices:
  - Do not use: Dangerous abbreviations, symbols, and dose designations (ISMP Canada)
  - Decision tree: Deciding about medication administration
  - Canadian National Drug Schedules
- ▶ Pregnancy-Lactation-Reproduction information highlighted in every monograph
- ▶ Easy-to-spot safety and clinical alerts: Black Box Warnings, Adjust-a-dose, Dialyzable drug, Overdose Signs & Symptoms, Look alike-Sound alike Drugs, IV Incompatibilities
- ▶ Nursing Considerations and Patient Teaching sections detailing the essential facts nurses need to know
- ▶ 32-page Photoguide featuring over 450 of the most commonly prescribed tablets and capsules
- ▶ Free access to Monthly Drug Updates and an Online Toolkit with hundreds of helpful tools and resources

**Note to Booksellers:** The previous edition published in May, 2015. (ISBN 978-1-4963-1516-8)

**Softbound / ISBN: 978-1-4963-5360-3 / (US\$44.99 / £31.50 / €37.00) Worldwide**

Approx. 1,800 pp. / 5 x 8 / May 2017



## Simulation Champions

### *Fostering Courage, Caring, and Connection*

*Edited by Colette Foisy-Doll and Kim Leighton*

#### DESCRIPTION

Setting out to design a nursing simulation program or to improve one already in place?

Drawing on the personal experiences of experts and pioneers in the field, *Simulation Champions: Fostering Courage, Caring, and Connection* offers the practical information needed to deal with the real challenges of creating or improving a simulation program, along with detailed information on the change management and leadership skills needed for success.

Whether you are building a nursing simulation program from the ground up or are seeking to improve an existing program, you will find the information and tools you need to develop strategies for adoption, maintenance, and evaluation, including coverage of important considerations, such as physical space, budget, curriculum and human resources.

#### FEATURES

- ▶ Extensive coverage of leadership and management concepts critical to implementing a simulation program prepares you for potential challenges and pitfalls.
- ▶ Coverage of change management helps you understand specific issues you might face at your institution, along with strategies for addressing them.
- ▶ Ready-to-use online templates and forms help you implement key concepts and skills.
- ▶ INACSL Standards of Best Practice: Simulation<sup>SM</sup> throughout the text help you ensure the program you develop meets current best practices.
- ▶ Simulation on a Shoestring feature offers creative ideas to save your program valuable dollars.
- ▶ Voice of Experience sections present personal narratives from Simulation Champion pioneers across the globe. Each describes a challenge encountered, how the challenge was met, and outcomes and lessons learned, as well as inspirational quotes or messages from them to you.


“These simulation champions have gathered other like-minded early adopters of simulation to write a compendium of collected wisdom to move faculty and nursing programs or hospitals forward with the successful adoption of simulation as a major part of teaching, onboarding, or competency evaluation.”

Suzie-Kardong Edgren, PhD, RN, ANEF, CHSE, FAAN  
From the Foreword

**North American Edition / Softbound / ISBN: 978-1-4963-2977-6 /**

**(US\$149.99 / £120.00(t) / €139.00(t)) Worldwide**

Approx. 600 pp. / May 2017



## Nutrition Essentials for Nursing Practice

### *Eighth Edition*

By Susan Dudek

#### DESCRIPTION

A strong foundation in nutrition is essential for effective nursing practice. Reflecting the latest evidence-based practice and nutrition recommendations, this eighth edition of Susan Dudek's highly respected text maintains its focus on all steps of the nursing care process, from assessment and nursing diagnoses to implementation and evaluation.

#### FEATURES

Highlights of the 8th Edition:

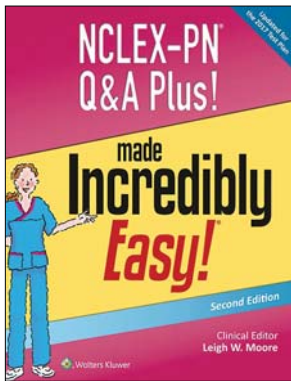
- ▶ New! Unfolding case studies use real-life scenarios to build critical thinking skills by asking students to apply theory to nutrition issues.
- ▶ A revised Chapter 1, Nutrition in Health and Healthcare, explains the role of nutrition in chronic disease prevention, the interdisciplinary nature of nutrition care, and how technology is affecting the future of nutrition.
- ▶ Updated content includes the 2015-2020 Dietary Guidelines for Americans and its companion MyPlate, use of "eating patterns" in place of "diet" to connote lifestyle rather than a therapeutic approach, and inclusion of the newly revised *Nutrition Facts* label to be implemented for most packaged foods by 2018.
- ▶ New topics include antibiotics in the food supply, new guidelines for the provision of enteral and parenteral nutrition support, and proposed changes in how malnutrition is defined.
- ▶ An increased focus on obesity prevention and treatment includes lifestyle modification, medication, and bariatric surgery.
- ▶ Built-in learning aids, include chapter-opening *Check Your Knowledge* questions, key terms defined in the margins, at-a-glance *Nursing Process* tables, chapter-ending *Key Concepts* summaries, and *How Do You Respond?* questions that prepare students to think on their feet in clinical practice.

**Note to Booksellers:** The previous edition published in June, 2013. (978-1-4511-8612-3)

**North American Edition / Softbound / ISBN: 978-1-4963-5610-9 / (US\$78.99 / £N/A / €N/A)**  
**Worldwide**

**International Edition / Softbound / ISBN: 978-1-4963-8001-2 / (US\$78.99 / £N/A / €N/A)**  
**World ex. USA, Canada, Australia, New Zealand, Puerto Rico & US Virgin Islands**  
**(St. Thomas & St. Croix)**

Approx. 576 pp. / Approx. 4 2-Color Illus. / 98 in Full Color / Approx. 98 Tables / 8.375 x 10.875 /  
 June 2017



## NCLEX-PN Q&A Plus! Made Incredibly Easy!

### Second Edition

By Leigh W. Moore, MSN, RN, CNOR, CNE

#### DESCRIPTION

*NCLEX-PN Q&A Plus! Made Incredibly Easy!, Second Edition* is designed to help pre-licensure nursing students in practical and vocational nursing programs prepare to take the licensing examination.

#### FEATURES

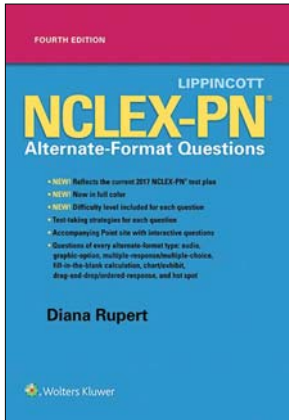
The book is divided into seven parts. Part I explains the basics of NCLEX test construction and gives ideas to students about how they should prepare. Parts II to V are designed to support the four major content areas of pre-licensure programs: medical-surgical, psychiatric/mental health, maternity, and pediatric nursing. Within these four sections, each begins with a bulleted content review of essential concepts, followed by multiple questions and answers in a side-by-side format. Part VI, “Coordinated Care,” emphasizes content areas that go across all the other content areas and are critical for any nurse to know to be a safe and effective practitioner: management/supervision and ethical/legal issues. Part VII consists of two comprehensive tests. One contains 85 questions (the minimum number of items any student taking the NCLEX-PN will receive) and the other contains 205 questions (the maximum number of items any student taking the NCLEX-PN will receive).

The product offers more than 4,000 questions that prompt active learning and higher-order thinking. The questions align with the National Council of State Boards of Nursing (NCSBN) 2017 PN test plan, and are written in the style used on the licensing examination. Other features include the use of all alternate-format questions found on the licensing examination, detailed rationale for both correct and incorrect answers, and information about the NCLEX-PN.

**Note to Booksellers:** The previous edition published in September, 2015. (ISBN 978-1-4963-1664-6)

**Softbound / ISBN: 978-1-4963-1672-1 / (US\$56.99 / £37.00 / €43.00) Worldwide**

Approx. 736 pp. / Approx. 1,525 Illus. / Approx. 225 2-Color Illus. / 8 3/8 x 10 7/8 / April 2017



## Lippincott NCLEX-PN Alternate-Format Questions Fourth Edition

By Diana Rupert, PhD, RN, CNE

### DESCRIPTION

*Lippincott NCLEX-PN Alternate-Format Questions, Fourth Edition* is designed to help anyone preparing to take the PN licensing examination. Students and faculty also use the book as a study guide and practice tests for preparing for faculty-made examinations. This 4th edition has everything needed for students to be fully prepared to answer every type of question found on the NCLEX. More than 300 questions include multiple-response, drag-and-drop, hot spot, audio, chart/exhibit, graphic option, multiple response/multiple choice, fill-in-the-blank, calculation, chart/tables, drag and drop/ordered response, and hot spot.

Test-taking strategies help students dissect each question to its core components and provide keys to choosing the right answer. The book reviews all the topics covered on the actual NCLEX-PN. Hundreds of questions at the application level or above prompt active learning and higher-order thinking. Questions are aligned with the National Council of State Boards of Nursing (NCSBN) 2017 PN test plan and are written in the style used on the licensing examination. An accompanying *PassPoint* site provides an additional opportunity for students to practice for the NCLEX while also giving a glimpse of the full *PassPoint* experience.

### FEATURES

#### Alignment with the 2017 NCLEX-PN Test Plan

- ▶ All material is in accordance with the NCLEX-PN Practice Analysis and Test Plan.

#### Additional Items/Enhancements

- ▶ More questions are visually oriented.
- ▶ A four-color design and art program has been implemented throughout.


#### Alignment With *PassPoint*

- ▶ The questions in the book include a *PassPoint* difficulty “rating” (Easy, Moderate, Difficult, Challenge). This is consistent with an enhancement made to the analogous RN title.
- ▶ A free 7-day trial of *PassPoint PN* is offered to students who purchase the product.

**Note to Booksellers:** The previous edition published in March, 2014. (ISBN 978-1-4698-4535-7)

**Softbound / ISBN: 978-1-4963-7003-7 / (US\$42.99 / £28.99(t) / €34.00(t)) Worldwide**

Approx. 352 pp. / 7 x 10 / May 2017



## Lippincott Review for NCLEX-PN Eleventh Edition

By **Barbara K. Timby, RN, BSN, MA**, Professor Emeritus, Glen Oaks Community College, Centreville, MI and **Diana L. Rupert, PhD, RN, CNE**, Indiana University of Pennsylvania, Indiana, PA

### DESCRIPTION

*Lippincott Review for NCLEX-PN, Eleventh Edition* is designed to help pre-licensure nursing students in practical and vocational nursing programs prepare to take the licensing examination. The book content is divided into comprehensive yet manageable sections. More than 2,000 questions are organized across five major units. The first four units correspond to specialty areas of nursing practice: (1) The Nursing Care of Adults

with Medical-Surgical Disorders; (2) The Nursing Care of the Childbearing Family; (3) The Nursing Care of Children; (4) The Nursing Care of Clients with Mental Health Needs. The four major units are further subdivided into a total of 17 separate review tests, with the bulk of the tests aligned with the medical-surgical nursing unit, which is the most common clinical area where new practical nurses are employed. All questions reflect a specific category and subcategory of client need. A fifth unit consists of a two-part Comprehensive Examination containing a total of 263 items. Taken in total, the Comprehensive Examination provides practice with more than the maximum of 205 questions asked on the NCLEX-PN. Another feature is the sections containing the *Correct Answers and Rationales* and *Test Taking Strategies*, which follow each review test and comprehensive examination. These sections provide the best answer to each test question; the rationale for the correct answer, and reasons why the other answer choices are incorrect; a test taking strategy to guide the selection of the answer to the question; the Cognitive Level of the question; and the Test Plan Category and Subcategory. Additionally, the book contains a detailed review of *Frequently Asked Questions*, designed to provide information about the NCLEX-PN testing process, how the test is designed, and suggestions on how to prepare for the examination.


The questions align with the National Council of State Boards of Nursing (NCSBN) 2017 PN test plan and are written in the style used on the licensing examination. Other features include the use of all the types of alternate-format questions found on the licensing examination, detailed rationales for both correct and incorrect answers, and information about the NCLEX-PN. This edition contains expanded numbers of alternate-format items and more photos and illustrations, to enhance the learning experience for visual learners. An accompanying free trial of *PassPoint PN* provides book purchasers an opportunity to practice with additional questions and gives a sneak preview of the full *PassPoint PN* product.

**Note to Booksellers:** The previous edition published in April, 2014. (ISBN 978-1-4698-4534-0)

**Softbound / ISBN: 978-1-4963-2469-6 / (US\$52.99 / £37.00 / €43.00) Worldwide**

Approx. 656 pp. / 8.5 x 11 / March 2017





## ACSM's Resources for the Exercise Physiologist Second Edition

By American College of Sports Medicine

### DESCRIPTION

Published by the American College of Sports Medicine, this new edition is essential for certification candidates and practicing Exercise Physiologists. As the official preparation book for the ACSM Certified Exercise Physiologist examination, the title will guide those seeking certification as they prepare to sit for the exam. For those already practicing, this evidence-based resource will aid in providing the most current, competent guidance to clients. Now fully aligned with the tenth edition of ACSM's Guidelines for Exercise Testing and Prescription,

this second edition is reflective of the most current standards in the field. These updates include moving to the new pre-participation guidelines, which represent an important and significant change in the prescription of an exercise program. Incorporating ACSM's Exercise is Medicine® global health initiative throughout this text prepares the EP-C to become uniquely qualified to work with medical professionals to ensure that all patients and clients are participating in a physical activity program. Organized around the scope of ACSM EP-C practice domains, *ACSM's Resources for the Exercise Physiologist* includes an introductory section focusing on understanding exercise, physical activity, and pre-exercise screening. Coverage of assessment and programming for both healthy and special populations and extensive content about behavior change allows the EP-C to provide program options for varying types of clients. Finally, this text covers the ethics, legal issues, and business of fitness management.


### FEATURES

- ▶ A NEW chapter entitled "Functional Movement Assessments and Exercise Programming for Apparently Healthy Participants" in part II adds critical detail for those preparing an exercise prescription.
- ▶ Additional content and updates add increased focus on behavior change to reflect the most current trends in the field.
- ▶ NEW information on peripheral artery disease increases the relevance of this title to those working in a medical setting.
- ▶ How To boxes provide step-by-step instructions for assessments encountered by the Health Fitness Specialist.
- ▶ Exercise is Medicine boxes describe research about the role of exercise in improving health.
- ▶ Extensive Case Studies detail real-life situations faced by Health Fitness Specialist and how to best address them.
- ▶ Study Questions at the end of each chapter are directly related to the Chapter Objectives.
- ▶ Icons in select chapters direct the reader to relevant online videos.
- ▶ Student and instructor resources, including fully searchable online text, videos, a test generator, PowerPoint presentations, and an image bank.

**Note to Booksellers:** The previous edition published in November, 2015. (ISBN 978-1-4963-2926-4)

**Hardbound / ISBN: 978-1-4963-2286-9 / (US\$83.99 / £56.00(t) / €65.00(t)) Worldwide**

Approx. 472 pp. / May 2017



## Therapeutic Exercise

### Fourth Edition

By Lori Thein Brody, PT, PhD, SCS, ATC and Carrie M. Hall, PT, MHS

#### DESCRIPTION

This updated 4th Edition of *Therapeutic Exercise* does more than provide a listing of exercises—it builds practice preparedness and clinical reasoning skills by focusing on the rationale behind exercise selections and progressions. Now in striking full color and more accessible than ever, the text emphasizes return to function, aligns with the most recent ICF framework, and reflects the latest strategies in physical therapy. This edition continues to show readers how to use therapeutic exercise and related interventions to close the gap between current and desired performance, while incorporating new research and updated pedagogy.


#### FEATURES

- ▶ **More streamlined content** makes it easier for students to find the information they need.
- ▶ **A new full-color design, photo, and illustration program** makes content more accessible and engaging.
- ▶ **New! Expanded exercises with more detailed steps** make it easier for beginning students to learn the toolbox of exercises.
- ▶ **Revised and Expanded Case Studies** in every chapter help students think through and apply what they've learned to specific scenarios. Additional case studies are available online.
- ▶ **Updated literature review and evidence-based data** ensures that students have access to the most reliable and up-to-date research in the field.
- ▶ **Evidence Based Research** boxes help connect classroom learning to research
- ▶ **Building Blocks** pose scenarios to help students critically synthesize chapter material.
- ▶ **Online Video Clips** illustrate key exercise techniques.
- ▶ **How-to information**, organized by region, helps students decide what exercises to teach, how to teach them, and how to evaluate the prescribed program for the desired functional outcome.
- ▶ **Terminology** is drawn from the *APTA's Guide to Physical Therapy Practice* to help readers master the official language of the field.
- ▶ **Patient-related instruction boxes** provide tips on enhancing patient communication and compliance.

**Note to Booksellers:** The previous edition published in October, 2010. (ISBN 978-0-7817-9957-7)

**Hardbound / ISBN: 978-1-4963-0234-2 / (US\$88.99 / £64.00 / €77.00) Worldwide**

Approx. 976 pp. / 8.375 x 10.875 / May 2017



## Essentials of Radiologic Science Workbook Second Edition

By **Starla Mason**

### FEATURES

- ▶ Registry-style multiple choice review questions assess knowledge and provide preparation for the registry examination
- ▶ Image labeling exercises enhance learning with visual reinforcement of material
- ▶ Crossword puzzles offer an enjoyable way for students to review relevant terms and concepts Laboratory Experiments provide students with opportunities to directly apply their learning with hands-on activities

### TABLE OF CONTENTS:

#### Part 1: Physics for Radiologic Science

- Ch. 1 History of Radiologic Science
- Ch. 2 Basic Mathematics
- Ch. 3 Basic Physics for Radiographic Science
- Ch. 4 Atomic Structure
- Ch. 5 Electromagnetic Radiation

#### Part 2: Creating the X-Ray Beam

- Ch. 6 Electricity
- Ch. 7 Electromagnetism
- Ch. 8 X-Ray Unit Circuitry
- Ch. 9 The X-Ray Tube
- Ch. 10 X-Ray Production

#### Part 3: Image Production

- Ch. 11 X-Ray Interactions with Matter
- Ch. 12 Beam Attenuation
- Ch. 13 Radiographic Image Characteristics
- Ch. 14 Image Exposure
- Ch. 15 Controlling Scatter Radiation
- Ch. 16 Radiographic Film and Processing
- Ch. 17 Radiographic Technique
- Ch. 18 Automatic Exposure Control (AEC)

#### Part 4: Digital Imaging and Processing

- Ch. 19 Basic Principles of Digital Imaging
- Ch. 20 Capturing the Digital Image
- Ch. 21 Digital Imaging Exposure Techniques
- Ch. 22 Processing the Digital Image
- Ch. 23 Digital Exposure Indicators
- Ch. 24 Digital Image Evaluation
- Ch. 25 Digital Image Display
- Ch. 26 Digital Image Management

#### Part 5: Specialized Imaging Techniques

- Ch. 27 Fluoroscopy
- Ch. 28 Imaging Equipment
- Ch. 29 Quality Assurance and Control
- Ch. 30 Computed Tomography

#### Part 6: Radiation Biology and Protection

- Ch. 31 Radiation Biology: Cellular Effects
- Ch. 32 Organism Response to Radiation
- Ch. 33 Radiation Protection: Principle Concepts and Equipment
- Ch. 34 Minimizing Exposure to Ionizing Radiation

**Note to Booksellers:** The previous edition of this book published in 2012 (ISBN: 978-0-7817-7556-4).

**Softbound / ISBN: 978-1-4963-1729-2 / (US\$49.99 / £35.00(t) / €41.00(t)) Worldwide**

Approx. 316 pp. / Approx. 96 Illus. / Approx. 23 Tables / May 2017

AVAILABLE WORLDWIDE

**MEXICO & CENTRAL AMERICA**

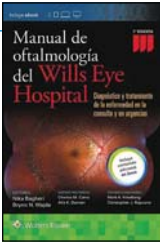
Wolters Kluwer P&E Mexico, S.A. de C.V.  
Ejercito Nacional No. 404, Of. 801/802,  
Polanco V Sección, 11560, Mexico City  
Juan Carlos Garcia  
tel: (+52) 5556633373 ext. 103  
mob. (+52) 1 55 4530 12 74  
email: juancarlos.garcia@wolterskluwer.com

**SPAIN**

Servicio Universidad / Prodilú  
tel: +34 93 260 1919 / +34 91 565 2800  
Email: comercial@serviciouniversidad.es  
Prodilú@serviciouniversidad.es

**REST OF WORLD**

Wolters Kluwer  
PO Box 1600  
Hagerstown, MD 21741 USA  
tel: 1-301-223-2318  
fax: 1-301-223-2400  
Visit LWW.com



**Bagheri**

**Manual de Oftalmología del Wills Eye Hospital Diagnóstico y tratamiento de la enfermedad en la consulta y en urgencias, 7e**

April 2017 / 978-84-16781-19-5  
(\$65.00(t) / £63.00(t) / €73.00(t))



**Bhat**

**Manual Washington de terapéutica médica, 35e**  
(Lippincott Manual Series)

June 2017 / ISBN: 978-84-16654-98-7  
(\$53.50(t) / £36.00(t) / €42.00(t))



**Carpenito**

**Manual de diagnósticos de enfermería, 15e**

June 2017 / 978-84-16781-49-2  
(\$50.00(t) / £38.00(t) / €43.00(t))




**Fondahn**

**Manual Washington de calidad en la atención y seguridad del paciente, 1e**

(Lippincott Manual Series)

June 2017 / 978-84-16781-21-8

(\$53.00(t) / £39.00(t) / €44.00(t))



**Freer**

**Manual Washington de procedimientos clínicos, 1e**

March 2017 / 978-84-16781-25-6

(\$35.00(t) / £28.00(t) / €32.00(t))



**Kandarpa**

**Manual de procedimientos en radiología intervencionista, 5e**

April 2017 / 978-84-16781-18-8

(\$99.00(t) / £77.00(t) / €89.00(t))




**White**

**Manual Washington de pediatría, 2e**

April 2017 / 978-84-16654-99-4

(\$51.50(t) / £31.50(t) / €38.00(t))



**Wolters Kluwer**

**Colección Lippincott Enfermería. Un enfoque práctico y conciso: Farmacología, 4e**

(Incredibly Easy! Series®)

May 2017 / 978-84-16781-53-9

(\$41.00(t) / £33.00(t) / €37.00(t))

<b>Publication</b>	<b>Previously Listed</b>	<b>Revised Pub Date</b>
West <b>Clinical Echocardiography Review</b> 978-1-4511-9537-8 US\$167.99 / £119.00 / €138.00	January-March 2017 Publication Announcement p.16	April 2017


---

# Nursing2018 Drug Handbook, Thirty-Eighth Edition

By Edward Lee

Look for these exciting new features in the new edition of the #1 Nursing Drug Guide:

- Fully updated with more than 4,300 clinical changes to nearly 3,500 generic, brand, and combination drugs
- “New Drugs” section featuring 29 new FDA-approved generics and their corresponding brand-name drugs
- New information on the National Cancer Institute’s “Common Terminology Criteria for Adverse Events” classification system
- New appendices:
  - Understanding biosimilar drugs
  - Safe disposal of unused drugs: What patients need to know
  - Prescription drug abuse: Identifying and treating toxicity
- Pregnancy-Lactation-Reproduction information highlighted in every monograph
- Easy-to-spot safety and clinical alerts: Black Box Warnings, Adjust-a-dose, Dialyzable drug, Overdose Signs & Symptoms, Look alike-Sound alike Drugs, IV Incompatibilities
- Nursing Considerations and Patient Teaching sections detailing the essential facts nurses need to know
- 32-page Photoguide featuring over 450 of the most commonly prescribed tablets and capsules
- Free access to Monthly Drug Updates and an Online Toolkit with hundreds of helpful tools and resources



North American Edition: Softbound / ISBN: 978-1-4963-5359-7 /  
(US\$44.99 / £31.50 / €37.00) Worldwide

Canadian Edition Also Available: Softbound / ISBN: 978-1-4963-5360-3 /  
(US\$44.99 / £31.50 / €37.00) Worldwide

Approx. 1,800 pp. / 5 x 8 / May 2017

# The 5-Minute Clinical Consult 2018, Twenty-Sixth Edition

By Frank J. Domino, MD, Robert A. Baldor, MD, FAAFP,  
Jeremy Golding, MD, FAAFP, and Mark B. Stephens, MD, MS, FAAFP

Make the most effective diagnostic and therapeutic decisions in the least time!

A best seller for over 25 years, The 5-Minute Clinical Consult 2018 is a practical and useful resource for clinicians in primary care, family medicine, emergency medicine, nursing, and pediatrics. It provides rapid access to guidance on diagnosis, treatment, medications, follow-up, and associated factors for more than 540 diseases and conditions. *The 5-Minute Clinical Consult 2018* is designed to deliver maximum clinical confidence as efficiently as possible... allowing you to focus your valuable time on giving your patients the best possible care.

*The 5-Minute Clinical Consult Premium 2018: 1-Year Enhanced Online Access + Print, 26th Edition* includes 1-year access to 5MinuteConsult.com.

*The 5-Minute Clinical Consult 2018, 26th Edition* includes a Free Trial to 5MinuteConsult.com.

5MinuteConsult.com is a quicker, more valuable, evidence-based, online workflow tool easily integrated at the point of care. 5MinuteConsult.com provides online-exclusive content, including:

- More than 1,500 additional topics, including the full contents of *The 5-Minute Pediatric Consult* and *Rosen & Barkin's 5-Minute Emergency Medicine Consult*.
- Differential diagnosis support from an expanded collection of algorithms
- Current evidence-based designations highlighted in each topic
- Thousands of images to help support visual diagnosis of all conditions
- A video library of procedures, treatment, and physical therapy techniques
- An A-to-Z Drug Database from Facts & Comparisons®
- Guidance on laboratory test interpretation from *Wallach's Interpretation of Diagnostic Tests*
- More than 3,000 patient handouts in English and Spanish
- ICD-10 codes and *DSM-5* criteria
- FREE point-of-care CME and CE: 0.5 credits each time you search the site to find the best treatment for your patients. This activity has been reviewed and is acceptable for up to 20 prescribed credits by the AAFP and the ANCC.

Hardbound / ISBN: 978-1-4963-7462-2 / (US\$99.99 / £70.00 / €81.00) Worldwide

Premium Edition: Hardbound / ISBN: 978-1-4963-7465-3 /  
(US\$199.99 / £142.00 / €165.00) Worldwide

Approx. 1,328 pp. / 8.375 x 10.875 / May 2017

