


**SUPERIOR SEWING MACHINE
& SUPPLY CORP.**

Copyright © 1997 By Supsewmac

FEBRUARY 1997
NO. 2-97



ALL PRICES SHOWN ARE SUBJECT
TO CHANGE WITHOUT NOTICE

SUPERIOR BULLETIN

IN NEW YORK CITY:
48 West 25th Street, New York, NY 10010-2758

IN MIAMI: 3900 Northwest 79th St.,
Suite 214, Miami, Florida 33166-5997

DEPARTMENT	TOLL FREE	TELEPHONE	DEPARTMENT	TOLL FREE	TELEPHONE
Order Department	(800) 274-5800	(212) 691-5900	Main Numbers	(800) 678-1777	(305) 477-5585
Main Numbers	(800) 274-5808	(212) 691-3400	Faxes	(800) 678-0727	(305) 477-1116
Faxes	(800) 274-1500	(212) 807-8743			

We are **MASTER DISTRIBUTORS** of Replacement Parts for:



Please call us for **ALL** of your spare part needs for these machines.

PARTS FOR ADLER

FOR Classes: 467, 767



WELTING FEET
(Sold only in sets)

- #A5000 (559-50) 1/4" Gauge
- #A5001 (563-50) 1/2" Gauge
- #A5002 (561-50) 3/8" Gauge
- #A5003 (560-50A) . . . 5/16" Gauge
- #A5004 (558-50) 3/16" Gauge

PARTS AVAILABLE SEPARATELY

- #893-06-716-0 Screw for outside Foot . . .
- #992-00-687-0 Screw for inside Foot
- #A-2002-20 Finger Guard (Sold Separately) .

**PARTS FOR
ADLER**

FOR Class: 69-373



HOOK
#069-00-581-4

**PARTS FOR
BARUDAN**

FOR: Tajima & Barudan



BOBBIN CASE
#KF220440

PARTS FOR CONSEW

FOR Class: 329R



**ECCENTRIC
CONNECTOR CRANK**
#10751 (16505)

FOR Class: 229




**HOOK DRIVING
SHAFT**
#12134

PARTS FOR CONSEW



FEED ROCKER
#18074

FOR Class: 156



BOBBIN
#28092

PARTS FOR CONSEW

FOR Class: AD-830



HOOK WITH ANTI FRICTION BASE
#2161104-310-B
(#2161804-310-B)

CALL US FOR ALL YOUR PARTS NEEDS FOR CONSEW MACHINES

SCREWS FOR CONSEW

#C290AC831
#C290SC281

PARTS FOR FISCHBEIN

FOR Class: 10000



SPRING
#A-10008

FOR Class: 10000



TENSION DISC
#A-10119



THREAD GUIDE
#2110902-316

FOR Class: AD340



BOBBIN CASE
#2121604-301-B

FOR Class: 290R



HOOK RETAINER FINGER
#2130104-315

FOR Class: AD-830



NEEDLE BOBBIN CASE
#2161004-301

FOR Class: 10000



TENSION DISC
#A-10120

FOR Class: 10000



PRESSER FOOT HINGE BOLT
#A-10182

2


MOTOR FOR NEWLONG



FOR Class: NP-7A, 8, 3

110V MOTOR WITH PULLEY
#C01010

MOTOR FOR FISCHBEIN



115V MOTOR WITH PULLEY & BRACKET
#11997

ALSO AVAILABLE - PARTS SOLD SEPARATELY

#241072 Motor Base for NP7
#241073 Motor Base for NP7A, 8, 3
#241083 Motor Pulley
#C08004 Carbon Brush for NP7, 7A, 8 ...
#C07003 Brush Cap
#11/64S40504 Motor Pulley Screw
#4S3X6W Screw & Washer for Brush
#F01001 Drive Belt #160
#F01002 Drive Belt #170

ALSO AVAILABLE - PARTS SOLD SEPARATELY

#11902 Pulley
#SS832316 Motor Pulley Screw
#12460S Carbon Brush
#C12461S Cap, Screw and Washer
#H103238 Screw for Motor Bracket
#D909 (11909) Drive Belt


PARTS FOR FISCHBEIN

FOR Class: 10000



KNIFE
#A-10443

FOR Class: 10000




THROAT PLATE
#A-10485

FOR Class: 10000



FEED DOG
#A-10486

FOR Classes: "D", "E",
"ECR", PORTABLE



LOOPER COVER
#A-11102 (11102)

FOR Classes: "D", "E",
"ECR", PORTABLE



**LOOPER
COVER SCREW**
#A-11108
(11108)

FOR Classes: "D", "E",
"ECR", PORTABLE



TENSION DISC
#A-11114
(11114)

FOR Classes: "D", "E",
"ECR", PORTABLE



**TENSION
SLEEVE SPRING**
#A-11115
(11115)

FOR Classes: "D", "E",
"ECR", PORTABLE



**TENSION
LOCK WASHER**
#A-11120
(11120)

FOR Classes: "D", "E",
"ECR", PORTABLE



THREAD GUIDE TUBE
#A-11321

FOR Classes: "D", "E",
"ECR", PORTABLE



PRESSER FOOT
#A-11400

PARTS FOR FISCHBEIN

FOR Classes: "D", "E", "ECR", PORTABLE



MAIN SHAFT
#A-11600 (11600)

PARTS FOR JUKI



**HOOK GIB
SECTION LONG**
#040-05742231
for Hook B-1830-057-SA0



**HOOK GIB
SECTION SHORT**
#040-05742232
for Hook B-1830-057-SA0

FOR Class: LK-280



**B/W THREAD GUIDE
BRACKET**
#B-3211-280-000

FOR Class: 372



**BUTTON CLAMP
ASSEMBLY**
#B-2547-372-0B0

FOR Classes: MO3700 and MO3900 Series

SWING TYPE GATHERING DEVICE



#MAS-15900-0A0

PARTS FOR JUKI

FOR Class: LU-562



NEEDLE BAR FRAME SHAFT
#B-1429-051-000

FOR Class: LZ-2280



TITANIUM COATED HOOK BASE
#225-24458

FOR Classes: LH-3168,
LH-3168-7



BOBBIN CASE CAP
#226-88105

FOR Class: LH-3168



HOOK
#226-88253

FOR Class: LH-3168-7



HOOK
#226-93857

FOR Class: LH-3168-7



MOVING KNIFE
#102-11605

FOR Class: LH-3168-7



COUNTER KNIFE
#226-55302

FOR Class: LH-3168-7



THREAD PRESSER
#226-55401

FOR Class: PLH-981



ROLLER PRESSER FOOT ASSEMBLY
#210-05459

PARTS FOR JUKI

FOR Class: MO634



UPPER KNIFE
#A-4142-335-000

FOR Class: MO634



LOWER KNIFE
#A-4145-335-000

PARTS FOR PFAFF



SOCKET WRENCH
#09-009050-57

FOR Class: 463



SHIM FOR NEEDLE PLATES
#91-048772-05X05

PARTS FOR SINGER

FOR Class: 107W, 457W



ZIG ZAG FOOT WITH ADJUSTABLE GUIDE
#457GB

FOR Class: 107W, 457W



ZIG ZAG FOOT FOR ELASTIC
#23967

FOR Class: LH-3168-7



MOVING KNIFE
#102-11605

FOR Class: LH-3168-7



COUNTER KNIFE
#226-55302

FOR Classes: 107W, 457W



ON/OFF ELASTIC TENSION DEVICE
#S457G (14970, 24970)

Single Needle Lockstitch



SOLID INVISIBLE ZIPPER FOOT
#S518S
Also Available #S518, S518N


PARTS FOR SIRUBA

FOR Class: 516H4-35, 55



FEEDER
#D003


FOR Class: 516H4-35, 55



NEEDLE PLATE
#E853 #E799

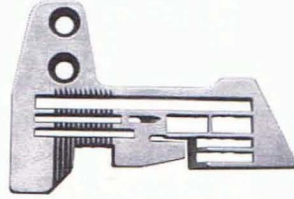
PARTS FOR SIRUBA

FOR Class: 516H4-35, 55



NEEDLE PLATE
#E982

FOR Class: 516H4-35, 55



NEEDLE PLATE
#E986

FOR Class: 516H4-35, 55



PRESSEER FOOT
#P152/F155-A

FOR Class: 747



Also Used
For
Pegasus

**CLOTH GUIDE
BRACKET ASSEMBLY**
#KU27-4

PARTS FOR UNION SPECIAL

FOR Class: 39500



LOOPER DRIVE ASSEMBLY
#29126EC

PARTS FOR W&G (PEGASUS)



SOCKET WRENCH
#152PEG
(323-880-001) (323-880-212)

FOR Classes: 562, 664
EX, EXT, S Series



ALLEN WRENCH
#474

FOR Classes:
EX, EXT, S Series



SCREW
#5109
(323-600-017)

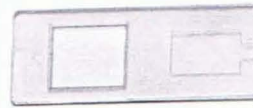
FOR Class: 515E32



FOOT PIN
#208958

PARTS FOR W&G (PEGASUS)

FOR Class: E Series



FEED BAR SEAL
#210159 (323-626-006)

FOR Class: E Series



PRESSER ARM
#210321
(323-502-016)

FOR Class: E Series



SHAFT
#210326
(323-540-047)

FOR Classes: 504E52,
504E56, 514E52, 514E56



STOPPER
#210340
(323-625-006)

FOR Class: 514E52



FINGER
#210374
(323-863-033)

FOR Class: 515E52



DIFF. FEEDER
#210495
(323-830-185)

FOR Class: E Series



SWING BRACKET
#210685
(323-900-073)

FOR Class: E Series



SWING BRACKET
#210686
(323-740-083)

FOR Classes: E32, E52



SPRING
#210751
(323-640-050)

FOR Class: 505E52, 3MM



NEEDLE PLATE
#210783 (323-801-412)

PARTS FOR W&G (PEGASUS)

FOR Class: 504E52, 4MM



NEEDLE PLATE
#210784
(323-801-413)

FOR Class: 504E52, 3MM



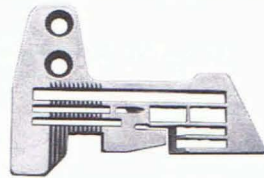
NEEDLE PLATE
#210799 (323-801-428)

FOR Class: 515E32-450



NEEDLE PLATE
#210853
(323-801-482)

FOR Class: 515E32-451



NEEDLE PLATE
#210867
(323-801-496)

FOR Class: E Series



SHIRRING BLADE
#210953
(323-875-005)

FOR Class: E Series



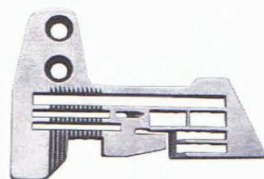
SHIRRING BLADE
#210954PEG
(323-875-004)

FOR Class: 515E32



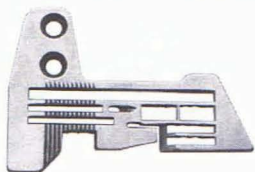
**FEEDER
DIFF. SHIRRING**
#210957PEG
(323-830-366)

FOR Classes: 515E32, 345



NEEDLE PLATE
#210982
(323-801-519)

FOR Classes: 515E32, 545



NEEDLE PLATE
#210986
(323-801-523)


FOR Classes: 515E32, 343



MAIN FEEDER
#211002
(323-830-369)

PARTS FOR W&G (PEGASUS)

FOR Classes: 515E32, 545



MAIN FEEDER
#211003
(323-830-370)

FOR Class: 515E32



SPRING
#211388
(323-642-105)

FOR Classes: E32, E52,
E56, E58, E Series
FOR KH Device



UPPER BLADE
#301035
(323-870-011)

FOR Classes: E32, E52,
E56, E58, E Series
FOR KH Device



MOVABLE BLADE
#301036
(323-870-012)

FOR Classes:
EX, EXT 3216-03



UPPER LOOPER
#277010A

FOR Classes:
EX, EXT 3216-03



**CHAIN STITCH
LOOPER**
#277018

FOR Classes:
EX, EXT 3216-02, 03
MO3416, MO3716



**NEEDLE CLAMP
3MM**
#277027-92

FOR Classes:
EX, EXT 3216-04
MO3416, MO3716



**NEEDLE CLAMP
5MM**
#277029-92

FOR Class: EX5204



NEEDLE CLAMP
#179630-92

FOR Class: EX5214



**NEEDLE CLAMP
2MM**
#277022-92