

GANADO FIRE DISTRICT

REGULAR FIRE BOARD

MEETING



"Protect life and property"



Governing Board Members

Lela Sangster, Board Chairperson

Jeremy Curtis, Board Clerk

LaVerne Joe, Board Member

Joey Apachee, Board Member

District Administrators

Dewayne Woodie, Fire Chief

Marcarlo Roanhorse, Administrative Assistant

Chantel Cook, Office Clerk

Lennix Peshlakai, Ganado EMS/Fire Lieutenant

Jeremy Begay, Steamboat Fire Lieutenant

Evander Leonard, Klagetoh Fire Lieutenant

Shirlene Attson, Communication Supervisor

APRIL 19, 2017

LOCATION: GANADO FIRE STATION 1



GANADO FIRE DISTRICT

P.O. BOX 718 GANADO, ARIZONA 86505 (928) 755-3424
FAX: (928) 755-6330

ESTABLISHED 1982

PUBLIC NOTICE OF REGULAR MEETINGS GANADO FIRE DISTRICT GOVERNING BOARD

PLEASE TAKE NOTICE THAT the **Governing Board of Ganado Fire District**, pursuant to **A.R.S. 38-431.09**, hereby gives notice that it will hold its regular meeting on the following dates, at the following time and place:

DATE: April 19, 2017
PLACE: Ganado Fire Station
TIME: 6:00 P.M. MDT

Copies of agendas for regular and special meetings and executive sessions may be obtained at:
Ganado Fire District, Station One, Ganado, Arizona 86505

The respective agenda will be available to the public at such location not less than 24 hours prior to a meeting, unless the meeting covers an emergency as provided in **A.R.S. 38-431.02**.

Executive sessions may be held by the Governing Board Meeting as provided in **A.R.S. 38-431.03**. Notice of executive sessions will also be posted at the posting place 24 hours prior to meeting unless the meeting covers an emergency as provided in **A.R.S. 38-431.02**.

The Governing Board reserves the right to hold special meetings at times and places other than mentioned above. Notice of the time and place of any special meeting will be posted at the posting place as provided in **A.R.S. 38-431.02**.

DATED this 18th day of April, 2017
NAME OF DISTRICT: Ganado Fire District
BY: Dewayne Woodie, Fire Chief

CALL MEETING TO ORDER



ROLL CALL

MS. LELA SANGSER - BOARD CHAIRPERSON

MR. JEREMY CURTIS - BOARD CLERK

MS. LAVERNE JOE - BOARD MEMBER

MR. JOEY APACHEE - BOARD MEMBER



THE PLEDGE OF ALLEGIANCE



*"I pledge allegiance to the flag
of the United States of America,
and to the republic for which it stands,
one nation, indivisible, with liberty
and justice for all."*

APPROVAL OF
AGENDA





ESTABLISHED 1982

GANADO FIRE DISTRICT

P.O. BOX 718

GANADO, ARIZONA 86505

(928) 755-3424

FAX: (928) 755-6330

NOTICE OF PUBLIC MEETING OF THE BOARD OF DIRECTORS

PURSUANT TO A.R.S. 38-431.02 NOTICE IS GIVEN TO THE BOARD OF DIRECTORS OF THE GANADO FIRE DISTRICT BOARD AND TO THE GENERAL PUBLIC THAT THE BOARD WILL HOLD A MEETING OPEN TO THE PUBLIC ON **APRIL 19, 2017**, BEGINNING AT **18:00 P.M. MDT** AT THE **GANADO FIRE STATION, GANADO, ARIZONA**. *THE BOARD OF DIRECTORS MAY VOTE TO DISCUSS THIS MATTER IN EXECUTIVE SESSION PURSUANT TO A.R.S. 38-431-03. THE NAME OF THE INDIVIDUALS INVOLVED MAY BE OBTAINED FROM THE FIRE CHIEF'S OFFICE.

AGENDA

1. **CALL TO ORDER**
2. **ROLL CALL**
3. **PLEDGE OF ALLEGIANCE**
4. **APPROVAL OF AGENDA**
5. **APPROVAL OF PREVIOUS MEETING MINUTES**
 - A. Review, discuss and possible action to approve the meeting minutes of Regular Board Meeting on March 22, 2017.
6. **CALL TO THE PUBLIC:** Consideration of concerns and comments from the public. Those wishing to address the Board are required to fill out a Request to Address the Board Form and Sign the Attendance Sign-In Sheet. Members of the Board may not discuss items that are not on the agenda. Therefore, action taken as a result of public comment will be limited to directing staff to study the matter or to scheduling the matter for further consideration and decision at a later date.
7. **NEW BUSINESS**
 - A. Review, discuss and possible action to approve 2016 FY Ganado Fire District Audit Report. (Presented by James H. Saunders via. teleconference.)
 - B. Review, discuss and possible action to increase miscellaneous community service fees at Fire Chief's discretion.
8. **REPORTS**
 - A. Review, discuss and possible action to approve March 2017 Fire Chief District Report.
 - B. Review, discuss and possible action to approve March 2017 District Budget Report.
9. **DATE AND TIME OF NEXT MEETING:**
 - A. Review and discuss next Regular Board Meeting
10. **BENEDICTION BY INVITATION**
11. **ADJOURNMENT**

DATED this 18st day of April, 2017
NAME OF DISTRICT: Ganado Fire District
BY: Dewayne Woodie, Fire Chief

APPROVAL OF
PREVIOUS
MEETING MINUTES



BOARD
meeting
minutes



GANADO FIRE DISTRICT

P.O. Box 718

GANADO, ARIZONA 86505

(928) 755-3424

FAX (928) 755-6330

**BOARD OF DIRECTORS
REGULAR BUSINESS MEETING FOR FEBRUARY 2017
March 22, 2017**

1. **CALL TO ORDER:** Regular Board Meeting of Ganado Fire District was called to order at 18:07 P.M. M.D.T. by Ms. Lela Sangster.

2. **ROLL CALL** called by Mr. Marcarlo Roanhorse, Mr. Roanhorse affirmed a quorum was present.

MEMBERS PRESENT:

Ms. Lela Sangster, Fire Board Chairperson

Mr. Jeremy Curtis, Fire Board Clerk

Mr. Joey Apachee, Fire Board Member

MEMBERS ABSENT:

Ms. LaVerne Joe, Fire Board Member

3. **PLEDGE OF ALLEGIANCE:** Given by Fire Chief Dewayne Woodie.

4. **APPROVAL OF AGENDA:** Mr. Joey Apachee motioned to approve the agenda and was second by Mr. Jeremy Curtis. Voice Vote: Ms. Lela Sangster - I; Mr. Jeremy Curtis - I; Mr. Joey Apachee - I. Motion was carried for approval with 3 in favor 0 opposing and 0 Abstain.

5. **APPROVAL OF MINUTES:**

- a. Review, discuss and possible action to approve the meeting minutes of Regular Board Meeting on February 22, 2017. Mr. Jeremy Curtis motioned for Approval of previous regular board meeting minutes (February 22, 2017) and was second by Mr. Joey Apachee Voice Vote: Ms. Lela Sangster - I; Mr. Jeremy Curtis - I; Mr. Joey Apachee - I. Motion was carried for approval with 3 in favor 0 opposing and 0 Abstain.

6. **CALL TO THE PUBLIC:** None

7. **NEW BUSINESS:**

- a. Review, discuss and possible action to approve request to have Apache County's support to carry GFD's financial expenditures for the remainder of FY 2017 (July 2016 to June 2017). Mr. Jeremy Curtis motioned to review and discuss items 7.a. and 7.b. (Request to have Apache County's support to carry GFD's financial expenditures for the remainder of FY 2017 and revisit Ganado Fire District Organization chart.) and second by Mr. Joey Apachee.
 - i. Administrative Assistant Marcarlo Roanhorse presented a memorandum of request to GFD Governing Board Members requesting for Apache County's Support for the remainder of 2017 FY Financial Expenditures. As of March 21,

2017, the district went over its budget amount by 9% (\$51,000.00). The district will be proposing carryover amount (to Apache County) will be \$240,000.00.

- ii. Mr. Jeremy Curtis commented that this was foreseen and this was not avoidable. The district needs to inform the community that the district will need to restrict assistance, due to budget cuts. The county has helped the fire district, in the past, and I'm sure our County Treasurer will support us again.
 - iii. Mr. Joey Apachee questioned why there is a high expense in Professional Services account? Mr. Roanhorse responded that our IT services switched company names and changed their name from "Computer Technology" to "Sunstate Technology Group". In the process, they didn't update my email to their software and our bill accumulated. It was unknown that they changed their name. Fire Chief Woodie explained that it took a large portion of the district's budget and right now, the district is looking for alternative IT services or even cutting some of the services that Sunstate Technology Group provides to the district. When the district signed the contract with Sunstate Technology Group, the district had the funds and it was looking to be \$48,000.00 annually. Mr. Apachee expressed that Sunstate Technology Group has one of the largest impacts on the budget and needs to be looked into for alternatives. Mr. Apachee questioned if the County doesn't support the carry over request, what are your other options? Mr. Roanhorse advise that we can get a loan from the county, with an interest rate, or look for grants.
 - iv. Ms. Sangster expressed that emergencies and apparatus malfunctions are unpredictable. She stated that the fire district does a lot for the community and feels that the district should seek the best available assistance from the county. Mr. Jeremy Curtis motioned for approve request to have Apache County's support to carry GFD's financial expenditures for the remainder of FY 2017 (July 2016 to June 2017) and was second by Mr. Joey Apachee Voice Vote: Ms. Lela Sangster - I; Mr. Jeremy Curtis - I; Mr. Joey Apachee - I. Motion was carried for approval with 3 in favor 0 opposing and 0 Abstain.
- b. Review discuss and possible action to revisit Ganado Fire District Organization chart.
 - i. Fire Chief Woodie presented the approved Ganado Fire District Organization chart and the proposed updated Ganado Fire District Organization chart. No action taken. Ms. LaVerne Joe became present at the Regular Fire Board meeting at 18:29.

8. REPORTS:

- a. Review, discuss, and possible action to approve February 2017 Fire Chief District Report. Mr. Jeremy Curtis motioned to review and discuss a highlighted report on items 8.a. and 8.b. (February 2017 Fire Chief District Report and February District Budget Report) and was second by Joey Apachee. Fire Chief Dewayne Woodie presented the Fire Chief's report and gave a highlighted report. No questions.
- b. Review, discuss, and possible action to approve February 2017 District Budget Report. Administrative Assistant Mr. Marcarlo Roanhorse presented the March District Budget report and gave a highlighted report. No questions. Mr. Jeremy Curtis motioned for approval of the February 2017 Fire Chief District Report and February District Budget Report and was second by Mr. Joey Apachee Voice Vote: Ms. Lela Sangster - I; Mr.

Jeremy Curtis - I; Ms. LaVerne Joe - I; Mr. Joey Apachee - I. Motion was carried for approval with 4 in favor 0 opposing and 0 Abstain.

c.

9. **DATE AND TIME OF NEXT MEETING:** April 19, 2017 at 6:00 P.M. M.D.T at Ganado Fire Station 1. Alternative Date: April 26, 2017 at 6:00 P.M. M.D.T at Ganado Fire Station 1.

10. **BENEDICTION BY INVITATION:** Given by Ms. Lela Sangster.

11. **ADJOURNMENT:** Mr. Jeremy Curtis motioned for adjourn at 18:54 P.M. M.D.T and second by Mr. Joey Apachee. Voice Vote: Ms. Lela Sangster - I; Mr. Jeremy Curtis - I; Ms. LaVerne Joe - I; Mr. Joey Apachee - I. The motion was carried with 4 in favor 0 opposed and 0 abstain. Regular Fire Board meeting is adjourn at 18:54 P.M. M.D.T by Ms. Lela Sangster.

Ms. Lela Sangster, Fire Board Chairperson

Mr. Jeremy Curtis, Fire Board Clerk

Ms. LaVerne Joe, Fire Board Member

Mr. Joey Apachee, Fire Board Member

CALL TO THE PUBLIC



GANADO FIRE DISTRICT



NEW BUSINESS

GANADO FIRE DISTRICT
FINANCIAL STATEMENTS
June 30, 2016

DRAFT

Saunders Company, Ltd.
6008 West Cortez Street
Glendale, Arizona 85304
Fax 602-926-2431
Phone 623-476-8660

**GANADO FIRE DISTRICT
GANADO, ARIZONA
FINANCIAL STATEMENTS
JUNE 30, 2016**

TABLE OF CONTENTS

	<u>PAGE</u>	<u>EXHIBIT</u>
TABLE OF CONTENTS	1	
INDEPENDENT AUDITOR 'S REPORT	5	
MANAGEMENT'S DISCUSSION & ANALYSIS	11	
BASIC FINANCIAL STATEMENTS:	17	
Government -Wide Financial Statements		
Statement of Net Position	18	A
Statement of Activities	19	B
Fund Financial Statements		
Balance Sheet - Governmental Funds	20	C
Statement of Revenues, Expenditures and Changes in Fund Balances - Governmental Funds	21	D
Reconciliation of the Balance Sheet - Governmental Funds to the Statement of Net Position	22	E
Reconciliation of the Statement of Revenues, Expenditures And Changes in Fund Balances - Governmental Funds To the Statement of Activities	23	F
Notes to the Financial Statements	25	

**GANADO FIRE DISTRICT
GANADO, ARIZONA
FINANCIAL STATEMENTS
JUNE 30, 2016**

	<u>PAGE</u>	<u>EXHIBIT</u>
REQUIRED SUPPLEMENTARY INFORMATION	39	
Statement of Revenues, Expenditures and Changes in Fund Balances - Budget and Actual (GAAP Basis) General Fund	40	G
Notes to the Required Supplementary Information	41	
OTHER SUPPLEMENTARY INFORMATION	43	
Arizona Annual Report Information	44	
GOVERNMENT AUDIT STANDARDS SECTION	47	
GOVERNMENT AUDIT STANDARDS TABLE OF CONTENTS	53	
Report On Internal Control over Financial Reporting and On Compliance and Other Matters Based On An Audit of Financial Statements Performed in Accordance with <i>Government Auditing Standards</i>	51	
INDEPENDENT ACCOUNTANT'S REPORT ON COMPLIANCE WITH ARS 48-805.02	55	

Ganado Fire District

Management's Discussion and Analysis of Basic Financial Statements June 30, 2016

The following discussion and analysis of the Ganado Fire District (the district's) financial performance presents management's overview of the District's financial activities for the year ended June 30, 2016. Please read it in conjunction with the District's basic financial statements which begin immediately following this analysis. This annual financial report consists of two parts, Management's Discussion and Analysis (this section) and the Basic Financial Statements.

Nature of Operations

The Ganado Fire District provides Fire, Emergency Medical, Public Education, and other public services to homes, property and persons residing within the District boundaries, as well as services to locations and persons outside the District thru mutual aid agreements and contracts.

Call volume over the past four years:

YEAR	2013	2014	2015	2016
TOTAL	1,368	1,427	1,337	1,684

2015-2016 District Accomplishments:

- § Hosted twelve community educational American Heart Association Heartsaver First Aid CPR AED training classes on the first Monday of each month at Ganado Fire Station 1.
 - Successfully Certified 409 people in American Heart Association Heartsaver First Aid CPR AED.
- § Hosted three community educational American Heart Association Basic Life Support Healthcare Provider training classes during the 2016 fiscal year at Ganado Fire Station 1.
 - Successfully Certified 10 people in American Heart Association Basic Life Support Healthcare Provider.
- § Hosted twelve community educational Fire Safety and Extinguisher training classes on the second Monday of each month at Ganado Fire Station 1.
 - Successfully certified 239 people in Fire Safety and Extinguisher usage.
- § August 2015 - October 2015 - Ganado Fire District assisted Ganado Unified School District #20 with Fire and Medical standby at the fall sports events.
- § July 4, 2015 - The Ganado Fire District hosted our annual Fireworks Display at the Ralph Johnson Memorial Arena in Ganado, AZ.
- § July 18, 2015 – Ganado Fire District provided EMS services for the Begay Rodeo Event at the Ralph Johnson Memorial Arena in Ganado, AZ.
- § July 28-30, 2015 – Lieutenant Jeremy Begay and Communication Supervisor Shirlene Attson attended the Arizona EMT-Basic Refresher Course in Page, Arizona.
- § August 18, 2015 – Ganado Fire District personnel signed up for free \$5,000.00 life insurance with Colonial Life Insurance.

- § August 27, 2015 – Lieutenant Lennix Peshlakai attend a Developing Emotion Intelligence training in Flagstaff, Arizona.
- § August 27, 2015 – Lieutenant Lennix Peshlakai attended a SUID Training – Infant & Child Death Scene Investigation in Flagstaff, Arizona.
- § September 15, 2016 – Lieutenant Peshlakai, Lieutenant Leonard, Lieutenant Begay, and Fire Chief Woodie attended the Paradigm Liaison Service training on Emergency Situation and contact information regarding Natural Gas Pipeline going through Ganado Fire District.
- § September 17, 2015 – Ganado Fire District provided EMS Standby/Fire Watch at the Ganado High School Bon Fire Event at the Ganado High School Pavilion Parking Lot in Burnside, AZ.
- § September 18, 2015 - Ganado Fire District participated in the Ganado Unified School District Home Coming Parade at the GUSD #20 Main Campus in Ganado, AZ.
- § September 22, 2015 – Ganado Fire District provided AHA Blood Borne Pathogen training for Annie Wauneka Assistant Living Center staff.
- § September 25, 2015 –Ganado Fire District participated in the Kin Dah Lichi'l Olta' Homecoming Parade on Navajo Route 39 in Kinlichee, AZ.
- § October 4-10, 2015 – 2015 National Fire Prevention Week.
 - GUSD Primary and Intermediate School.
 - Wide Ruins Community School for grades 1st to 8th.
 - Nazlini Community School for grades 1st to 6th.
 - Greasewood Spring Community School for grades 1st to 6th.
 - Kinlichee Community School for grades 1st to 8th.
- § October 20, 2015 – Ganado Fire District participated in the National Bus Safety Awareness Week and provided Fire Safety presentations for Ganado Unified School District student at the Transportation Department in Ganado, AZ.
- § October 26, 2015 – Ganado Fire District attended the ADOT Annual Incident Management and Snow Meeting at Ganado ADOT yard in Ganado, AZ.
- § October 2015 – February 2016 Ganado Fire District assisted Ganado Unified School District #20 with Fire and Medical standby at the winter sports events.
- § November 17&18, 2015 – FDC did an annual maintenance service for the fire district 30 SCBA packs and 60 air bottles.
- § November 25, 2015 – Ganado Fire District hosted its District Family Thanksgiving Dinner at Ganado Chapter House.
- § December 3, 2015 – Ganado Fire District provided Santa and participated in Hubbell's Trading Post's Luminary light and Community Santa event.
- § December 11, 2015 - The following personnel has completed the Fire Fighter I/II Training with Northern Pioneer College in Taylor, AZ:
 - Rory James, Firefighter Trainee
 - Austin Mooney, Firefighter Trainee
 - Lionel Bia, Firefighter Trainee
- § December 17, 2015 – Ganado Fire District provided Santa for Kinlichee Headstart Christmas Program.
- § December 19, 2015 – Ganado Fire District assisted John Curley and his family with their Annual Run for Life 5k run. December 30, 2015 – Ganado Fire District hosted its District Family Christmas Dinner at Ganado Fire Station 1.
- § December 30, 2015 - Ganado Fire District personnel volunteered to be Santa and Santa's Elves for community events.
- § January 5, 2016 – Boundary Meeting with Puerco Valley Fire District and Action Medical Service Administrators regarding the Fire/EMS coverage of the Ganado Fire District southern boundaries.

- § January 15-17, 2016: The following personnel attended the “Arizona Fire District Association (AFDA) 2016 Winter Conference” in Laughlin, Nevada for two days:
 - Marcarlo Roanhorse, Administrator Assistant
 - LaVerne Joe, Governing Board Member
 - Lela Sangster, Governing Board Member
 - Jeremy Curtis, Governing Board Member
- § February 4 & 5, 2016 – Ganado Fire District had their Annual 2014-2015 FY Audit with Saunders Company, Ltd.
- § February 26, 2016 – Ganado Fire District Conducted its Annual Mandatory “Blood Borne Pathogen Training” at Ganado Fire Station 1 for GFD Personnel.
- § March 26, 2016 - Hosted the 5th Annual Community Easter Egg Hunt for community members at the Ralph Johnson Memorial Rodeo Arena Ganado, AZ.
- § April 05, 2016 – Ganado Fire District held a potluck for Ganado Alarm (Communication Department) staff for Nation Telecommunication Week.
- § April 5, 2016 – Eight (8) Personnel attended training at the B.I.A. Forestry Complex in Ft. Defiance, AZ. The topic of the training was “FI110 - Fire Observation & Origin Scene Protection.”
- § April 14, 2016 – Nine (9) Personnel attended the In-House Fire Training on how to fill out the Fire ground Tactical Worksheet for during and after a structure fire.
- § April 21, 2016 – Eight (8) Personnel attended the In-House Fire Training. Each had to present their Fire ground Tactical Worksheet Presentation.
- § May 18, 2016 – The Community Health Representative (CHR) – Ft. Defiance Division with the Navajo Department of Health recognized the Ganado Fire District for its continuing effects for providing community services to the surrounding communities. Also to appreciate the Emergency Medical Care Technician (EMCT) during the 42nd Annual “NATIONAL EMS WEEK (May 15-21, 2016).”
- § May 20, 2016 – Ganado Fire District provide EMS Standby for Ganado Unified School District Middle School promotion and High School graduation at the Ganado High School Pavilion in Burnside, AZ.
- § May & June 2016 – Ganado Fire District provided EMS Standbys for local Rodeo Events.
- § June 2016 – Provided EMS standbys for The Navajo Nation “Just Move It” events, within local communities.
- § June 23, 2016 – Lieutenant Jeremy Begay and Firefighter II Johnavan Wagoner participated in Active Shooter Exercise at the IHS Administration Building in St. Michaels, Arizona.
- § June 28, 2016 – Ganado Fire District Dispatch personnel attended the eight hours training on how to deal with people with suicide, depression, etc.
 - Shirlene Attson, Communication Supervisor
 - Jennifer Yazzie, Dispatcher
 - Harriet Begay, Dispatcher
 - Jon-Mykal Tsinajinnie, Dispatcher
 - Shermayne Stash, Relief Dispatcher

Financial Highlights

	2012/2013	2013/2014	2014/2015	2015/2016
Income	\$1,012,084	\$1,011,685	\$827,093	\$678,830
Wages	\$317,502	\$325,769	\$336,908	\$345,909
Benefits	\$24,758	\$24,758	\$38,660	\$13,664

Fiscal Year	2012/2013	2013/2014	2014/2015	2015/2016
Fuel	\$107,077.93	\$59,226.02	\$81,886.70	\$47,825.59
Communications	\$24,036.69	\$22,376.69	\$10,749.11	\$3,665.27
Administration	\$59,243.16	\$126,358.69	\$105,768.12	\$107,466.39
Operation	\$65,464.26	\$58,470.52	\$60,321.54	\$60,777.55
Vehicle R&M	\$76,041.14	\$45,729.20	\$65,270.01	\$93,999.64
Training/Testing	\$39,954.28	\$23,303.11	\$16,310.75	\$1,598.90
Capital Purchases	\$115,455.19	\$20,164.12	\$24,961.32	\$16,932.64

- § District investment in capital assets decreased by \$78,194 or 9.11%.
- § The District's net position decreased \$230,825 or 32.33% from the previous fiscal year.
- § Total revenues decreased \$165,510 or 19.48% over the previous fiscal year.
- § At the end of the current fiscal year, unrestricted net position for the Governmental activities was \$(297,247).

Overview of the Financial Statements

This discussion and analysis are intended to serve as an introduction to the District's basic financial statements. The District's basic financial statements comprise three components: 1) government-wide financial statements 2) fund financial statements, and 3) notes to the financial statements. This report also contains other supplementary information in addition to the basic financial statements themselves.

The main purpose of these statements is to provide the reader with sufficient information to assess whether or not the District's overall financial position has improved or deteriorated.

Government - Wide Financial Statements

The government-wide financial statements are designed to provide readers with a broad overview of the District's finances, in a manner similar to private-sector business.

The statement of net position presents information on all of the District's assets and liabilities, with the difference between the two reported as net position. Over time, increases or decreases in net position may serve as a useful indicator of whether the financial position of the District is improving or deteriorating.

The statement of activities presents information showing how the District's net position changed during the most recent fiscal year. All changes in net position are reported as soon as the underlying event giving rise to the change occurs, regardless of the timing of related cash flows. Thus, revenues and expenses are reported in this statement for some items that will only result in cash flows in future fiscal periods.

Fund Financial Statements

A fund is a grouping of related accounts that is used to maintain control over resources that have been segregated for specific activities or objectives. The District, like other state and local governments, use fund accounting to ensure and demonstrate compliance with finance related legal requirements.

Net Position June 30, 2016

	Balance <u>June 30, 2015</u>	Balance <u>June 30, 2016</u>
Invested in Capital Assets, Net of Related Debt	\$ 858,555	\$ 780,361
Unrestricted	<u>(144,616)</u>	<u>(297,247)</u>
Total Net Position	<u>\$ 713,939</u>	<u>\$ 483,114</u>

Governmental Activities

Most of the revenues for the District were derived from assessed property taxes and Fire District Assistance Tax from the County.

The majority of our budgeted revenue is from property taxes. Our budget for Property Taxes was \$552,430.00 and we received \$552,481.02.

General Fund Budgetary Highlights

We had a negative year. Actual collected revenue was \$678,830 compared to last year of \$827,093. Our budget for revenue for this year \$663,020 and last year it was \$663,020. An actual expense for this year was \$847,381 compared to last year of \$1,205,418. The budget was \$663,020 compared to last year of \$663,020. Administration spent \$107,466 with a budget of \$51,000. Operations spent \$60,777 with a budget of \$5,000.00. Personnel spent \$345,909 with a budget of \$307,325. Capital Outlay spent \$16,932 with a budget of \$50,000.

Capital Asset and Debt Administration

Capital Assets

In order to continue to provide the best service possible, the District spends a portion of the budget on fixed asset acquisition and capital projects. For fiscal year ended 2016 the District purchased, had contributed, or constructed the following assets:

None

Capital Assets, Net of Depreciation June 30, 2016

	<u>BALANCE</u> <u>06/30/2015</u>	<u>BALANCE</u> <u>06/30/2016</u>
<u>Depreciable Assets</u>		
Vehicles	\$1,148,297	\$ 1,148,297
Buildings	1,410,466	1,410,466
Equipment, Admin	166,179	166,179
Equipment, Fire	<u>679,986</u>	<u>679,986</u>
Total Historical Costs	<u>3,404,928</u>	<u>3,404,928</u>
Less Accumulated Depreciation		
Vehicles	1,133,767	1,141,719
Buildings	666,026	706,776
Equipment, Admin	141,408	153,191
Equipment, Fire	<u>605,172</u>	<u>622,881</u>
Less: Total Accumulated Depreciation	<u>2,546,373</u>	<u>2,624,567</u>
Depreciable Capital Assets, Net	858,555	780,361
<u>Non-Depreciable Assets</u>		
Land	<u>0</u>	<u>0</u>
Capital Assets, Net	<u>\$858,555</u>	<u>\$ 780,361</u>

Long Term Debt

Outstanding Debt

At the end of the current fiscal year, the District had no outstanding debt.

Factors Affecting Future Results

The District is subject to general economic conditions such as increases or declines in property tax value or other types of revenues that vary with economic conditions.

The following are items we would like to work on next fiscal year:

1. Residential housing for Personnel – we would like to increase the amount of housing we provide for our volunteer personnel.
2. Funding from the chapters GFD Service – ask the local chapters for assistance to allow the District to increase the amount of personnel we can hire.
3. Vehicle Replacement – we would like to replace some of the District vehicles with new vehicles.
4. Need more experience Fire fighters – we would like to create a program to further train and certify the volunteers in the firefighter and healthcare fields.
5. GFD involvement in community youth programs – we would like to increase our community involvement, i.e. softball league, volunteer programs.
6. Active staff at each station – more recruiting to increase the staff at each station.
7. Expand the District Boundaries – we would like to research the possibilities of increasing the District boundaries, i.e. Lower Greasewood, Wide Ruins, Nazini area.
8. Grant Writing – we would like to increase the grants received by the District.
9. Community Education – we would like to provide more programs for the community, i.e. BLS, ACLS and PALS.
10. Working more closely with County, State, and Tribal Officials – we need to increase our communications with all of the above agencies. Research ways of opening more channels of communications with all agencies.
11. Updating the Mutual Aid Agreements – we need to review and update all mutual aid agreements with the local government agencies.
12. Certifying more personnel in Firefighter I & II, Emergency Medical Technicians, and EMDs.

Contacting The District

This financial report is designed to provide an overview of the District's finances for anyone with an interest in the government's finances. Any questions regarding this report or requests for additional information may be directed to Ganado Fire District at P.O. Box 718, Ganado, Arizona, 86505-0718.

BASIC FINANCIAL STATEMENTS

DRAFT

**GANADO FIRE DISTRICT
STATEMENT OF NET POSITION
JUNE 30, 2016**

Exhibit A

**Governmental
Activities**

ASSETS

Cash & Cash Equivalents (Note 3)	\$	12,273
Receivables:		
Property Taxes (Note 6)		214
Total Capital Assets, Net (Note 7)		780,361
 Total Assets		792,848

LIABILITIES

Accounts Payable		6,857
Payroll Taxes Payable		3,183
Wages Payable		3,121
Compensated Absences (Note 9)		
Due in less than one year		6,885
Warrant Account Overdraft		289,584
 Total Liabilities		309,630

DEFERRED INFLOW OF RESOURCES

Deferred Property Taxes		104
 Total Deferred Property Taxes		104

NET POSITION

Invested in Capital Assets, Net of related Debt		780,361
Unrestricted (Note 11)		(297,247)
 Total Net Position		\$ 483,114

**GANADO FIRE DISTRICT
STATEMENT OF ACTIVITIES
FOR THE YEAR ENDED JUNE 30, 2016**

Exhibit B

**Governmental
Activities**

EXPENSES

Public Safety - Fire/EMS Protection	
Personnel Services	\$ 353,857
Materials & Services	482,742
Depreciation	<u>78,194</u>
Total Program Expenses	<u>914,793</u>

PROGRAM REVENUES

Charges for Service	<u>887</u>
Total Program Revenues	<u>887</u>
Net Program Expense	<u>913,906</u>

GENERAL REVENUES

Property Taxes	552,591
Fire District Assistance	110,590
Investment Earnings	108
Miscellaneous	<u>19,792</u>
Total General Revenues	<u>683,081</u>

Increase in Net Postion	(230,825)
-------------------------	-----------

NET POSITION-BEGINNING OF THE YEAR	<u>713,939</u>
---	----------------

NET POSITION-END OF THE YEAR	<u><u>\$ 483,114</u></u>
-------------------------------------	--------------------------

**GANADO FIRE DISTRICT
BALANCE SHEET - GOVERNMENTAL FUNDS
JUNE 30, 2016**

Exhibit C

	General	Debt Service	Total Governmental Funds
ASSETS			
Cash and Cash Equivalents (Note 3)	\$ 4,048	\$ 8,225	\$ 12,273
Receivables:			
Property Taxes (Note 6)	214	-	214
Total Assets	\$ 4,262	\$ 8,225	\$ 12,487
LIABILITIES			
Accounts Payable	\$ 6,857	\$ -	\$ 6,857
Payroll Taxes Payable	3,183	-	3,183
Wages Payable	3,121	-	3,121
Compensated Absences (Note 9)			
Due in less than one year	6,885	-	6,885
Warrant Account Overdraft	289,584	-	289,584
Total Liabilities	309,630	-	309,630
DEFERRED INFLOW OF RESOURCES			
Deferred Property Taxes	104	-	104
Total Deferred Property Taxes	104	-	104
FUND BALANCES			
Restricted		8,225	8,225
Unassigned (Note 11)	(305,472)		(305,472)
Total Fund Balances	(305,472)	8,225	(297,247)
Total Liabilities & Fund Balances	\$ 4,262	\$ 8,225	\$ 12,487

-The Notes to the Financial Statements are an Integral Part of This Statement-

GANADO FIRE DISTRICT
STATEMENT OF REVENUES, EXPENDITURES AND
CHANGES IN FUND BALANCES - GOVERNMENTAL FUNDS
FOR THE YEAR ENDED
JUNE 30, 2016

Exhibit D

	General	Debt Service	Total Governmental Funds
REVENUE			
Property Taxes	\$ 552,591	\$ -	\$ 552,591
Fire District Assistance Tax	110,590	-	110,590
Fees for Service	887	-	887
Interest		108	108
Miscellaneous	19,792	-	19,792
	683,860	108	683,968
Total Revenues	683,860	108	683,968
EXPENDITURES			
Current:			
Public Safety	724,606	-	724,606
Administration	107,466	-	107,466
Capital Outlay	4,527	-	4,527
	836,599	-	836,599
Total Expenditures	836,599	-	836,599
Excess (Deficiency) of Revenues over Expenditures	(152,739)	108	(152,631)
Net Change in Fund Balances	(152,739)	108	(152,631)
Fund Balances-Beginning of Year	(152,733)	8,117	(144,616)
Fund Balances-End of Year	\$ (305,472)	\$ 8,225	\$ (297,247)

-The Notes to the Financial Statements are an Integral Part of This Statement-

**GANADO FIRE DISTRICT
RECONCILIATION OF THE BALANCE SHEET - GOVERNMENTAL FUNDS
TO THE STATEMENT OF NET POSITION
JUNE 30, 2016**

Exhibit E

**Reconciliation of Governmental Fund Balance to Net Position
(Exhibit A) of governmental activities:**

Fund Balances - Total Governmental Funds (Exhibit C)		\$ (297,247)
--	--	--------------

Amounts reported for governmental activities in the statement of net position are different because:

Capital Assets used in governmental activities are not financial resources and, therefore are not reported in the other funds.

Governmental Capital Assets	3,404,928	
Less: Accumulated Depreciation	<u>(2,624,567)</u>	
		<u>780,361</u>

Net Position of Governmental Activities (Exhibit A)		<u><u>\$ 483,114</u></u>
---	--	--------------------------

DRAFT

**GANADO FIRE DISTRICT
RECONCILIATION OF THE STATEMENT OF REVENUES, EXPENDITURES
AND CHANGES IN FUND BALANCES - GOVERNMENTAL FUNDS
TO THE STATEMENT OF ACTIVITIES
FOR THE YEAR ENDED
JUNE 30, 2016**

Exhibit F

**Reconciliation of the change in fund balance-total governmental funds
to the change in net position of governmental activities:**

Net Change in Fund Balances -		
Total Governmental Funds (Exhibit D)	\$	(152,631)
 Amounts reported for governmental activities in the statement of activities (Exhibit B) are different because of the following:		
 Governmental funds report capital outlays as expenditures. However, in the statement of activities the cost of those assets is allocated over their estimated useful lives and reported as depreciation expense. This is the amount by which depreciation expense exceeded capital outlay in the current period.		
		<u>(78,194)</u>
 Change in Net Position of Governmental Activities (Exhibit B)	 \$	 <u><u>(230,825)</u></u>

DRAFT

THIS PAGE

IS

DELIBERATELY LEFT BLANK

GANADO FIRE DISTRICT
GANADO, ARIZONA
NOTES TO FINANCIAL STATEMENTS
JUNE 30, 2016

NOTE 1 - SUMMARY OF SIGNIFICANT ACCOUNTING POLICIES

Reporting Entity

The District is a local governmental unit formed as a political subdivision of the local county which is a political subdivision of the State of Arizona. The District was formed under the provisions of Title 48 of Arizona Revised Statutes. The District operates under the guidance of an elected board, which is the policy making body of the District. The purpose of the District is to provide fire protection, emergency medical and related services to the residents and guests of the District and the surrounding area. The day to day operations are supervised by a fire chief and his staff.

The District has the power to issue bonds, levy taxes, bill for services and raise revenues with the power of the County government. The District has the power to expend public funds for any legitimate purpose required to further its needs. The District operates as an independent governmental agency directly responsible to the local taxpayers and voters.

Introduction

Accounting principles generally accepted in the United States of America require that the reporting entity include the primary government, all organizations for which the primary government is financially accountable, and other organizations which by nature and significance of their relationship with the primary government would cause the financial statements to be incomplete or misleading if excluded. Blended component units, although legally separate entities, are, in substance, part of the government's operations; therefore, data from these units are combined with data of the primary government. Based on these criteria, there are no component units requiring inclusion in these financial statements.

Basic Financial Statements

The accounting policies for the District conform to accounting principles generally accepted in the United States of America (GAAP) as applicable to governmental units. The Governmental Accounting Standards Board (GASB) is the accepted standard setting body for establishing governmental accounting and financial reporting principles. The more significant accounting policies are described below.

Government -wide Statements

The government -wide financial statements (i.e., the Statement of Net Position and the Statement of Activities) report information on all of the nonfiduciary activities of the District. For the most part, the effect of interfund activity has been removed from these statements. Governmental activities, which normally are supported by taxes and intergovernmental revenues, are reported separately from business -type activities, which rely to a significant extent on fees and charges for support.

The statement of activities demonstrates the degree to which the direct expenses of a given function or segment are offset by program revenues. Direct expenses are those that are clearly identifiable with a specific function or segment. Program revenues include 1) charges to users of the services provided by a given function or segment and 2) grants and contributions that are restricted to meeting the operational or capital requirements of a particular function or segment. Other items not properly included among program revenues are reported instead as general revenues.

The government -wide financial statements are reported using the economic resources measurement focus and the accrual basis of accounting. Revenues are recorded when earned, and expenses are recorded when a liability is incurred, regardless of the timing of related cash flows. Grants and similar items are recognized as revenue as soon as all eligibility requirements imposed by the provider have been met.

Governmental funds

Governmental Fund financial statements are reported using the current financial resources measurement focus and the modified accrual basis of accounting. Revenues are recognized as soon as they are both measurable and available as net current assets. All sources of revenue except interest become measurable when the District has rendered a service. Interest revenue is measurable when its rate becomes known. Revenues are considered available if they are received within 60 days of the end of any accounting period. Expenditures are generally recognized when a liability is incurred, as under accrual accounting. However, debt service expenditures, as well as expenditures related to compensated absences and claims and judgments, are recorded only when payment is due.

The District reports the following major governmental funds:

The *General Fund* is the District's primary operating fund. It accounts for all financial resources of the District, except those required to be accounted for in another fund.

The *Debt Service Fund* is used to account for the proceeds of tax revenues received from a voter approved bond issue for capital improvements to the District. The fund is administered and held by the County Treasurer. The proceeds of the fund may only be used to repay the bond issue.

Financial Statements Amounts

Cash & Cash Equivalents

All savings, checking and money market accounts with an original maturity of less than 60 days are considered to be cash equivalents.

Prepaid Items

Payments to vendors that benefit future accounting periods are classified as prepaid items until charged to expenditures in the period benefited.

Capital Assets

Capital assets, which include property, plant and equipment, are reported in the applicable governmental or business-type activities columns in the government-wide financial statements. Capital assets are defined by the government as assets with an initial individual cost of more than \$5,000 and an estimated useful life of more than two years. Such assets are recorded at historical cost or estimated historical cost if purchased or constructed. Donated capital assets are recorded at the estimated fair market value at the date of donation.

The costs of normal maintenance and repairs that do not add to the value of the asset or materially extend lives are not capitalized.

Property, plant and equipment are depreciated using the straight-line method over the following useful lives:

Buildings	27.5 to 40 years
Equipment	5 to 7 years
Fire Trucks	10 years
Automobiles	5 years
Office Equipment	5 years

Deferred Outflows/Inflows of Resources

In addition to assets, the statement of financial position will sometimes report a separate section for deferred outflows of resources. This separate financial statement element, deferred outflows of resources, represents a consumption of net position or fund balance that applies to a future period(s) and thus, will not be recognized as an outflow of resources (expense/expenditure) until then.

In addition to liabilities, the statement of financial position will sometimes report a separate section for deferred inflows of resources. This separate financial statement element, deferred inflows of resources, represents an acquisition of net position or fund balance that applies to a future period(s) and so will not be recognized as an inflow of resources (revenue) until that time.

Compensated Absences

Accumulated unpaid vacation and leave time is normally accrued when incurred. The anticipated current portion of employee leave is accrued in the governmental fund, while the long term portion is recorded only in the long term group of accounts.

Long-Term Obligations

In the government-wide financial statements, long term debt and other long term obligations are reported as liabilities in the applicable governmental activities or business-type activities in the statement of net position. Bond premiums and discounts, as well as issuance costs, are deferred and amortized over the life of the bonds using the effective interest method. Bonds payable are reported net of the applicable bond premium or discount. Bond issuance costs are reported as deferred charges and amortized over the term of the related debt.

In the fund financial statements, governmental fund types recognize bond premiums and discounts, as well as bond issuance costs, during the current period. The face amount of the debt issued is reported as other financing sources. Premiums received on debt issuances are reported as other financing sources while discounts on debt issuances are reported as other financing uses. Issuance costs, whether or not withheld from the actual debt proceeds received, are reported as debt service expenditures.

Net Position/Fund Equity

Net Position on Government Wide Financial Statements – Exhibit A

Fund Equity, as defined in GASB Statement No. 34, “Basic Financial Statements for State and Local Governments” is defined as net position and is classified in the following categories:

- λ Restricted—amounts constrained to specific purposes by their providers (such as grantors, bondholders, and higher levels of government), through constitutional provisions, or by enabling legislation.
- λ Unrestricted – this balance area is the amount of equity which is not included in the Restricted fund balance and the Investments in Capital Asset balances.
- λ Investment in Capital Assets, Net of Related Debt – This consists of capital assets, net of accumulated depreciation and reduced by the outstanding balances of any bonds, notes or other borrowings that are attributable to the acquisition, construction or improvement of those assets.

Fund Balances on Government Fund Financial Statements – Exhibit C

Beginning with fiscal year ended June 30, 2010, the District implemented GASB Statement No. 54, “Fund Balance Reporting and Governmental Fund Type Definitions.” This Statement provides more clearly defined fund balance categories to make the nature and extent of the constraints placed on a government’s fund balances more transparent. The following classifications describe the relative strength of the spending constraints:

- λ Nonspendable fund balance—amounts that are not in a spendable form (such as inventory) or are required to be maintained intact.
- λ Restricted fund balance—amounts constrained to specific purposes by their providers (such as grantors, bondholders, and higher levels of government), through constitutional provisions, or by enabling legislation.
- λ Committed fund balance—amounts constrained to specific purposes by the District itself, using its highest level of decision-making authority (i.e., District Board). To be reported as committed, amounts cannot be used for any other purpose unless the Board takes the same highest level action to remove or change the constraint.
- λ Assigned fund balance—amounts the District intends to use for a specific purpose. Intent can be expressed by the District Board or by an official or body to which the District Board delegates the authority.
- λ Unassigned fund balance—amounts that are available for any purpose. Positive amounts are reported only in the general fund.

The District Board establishes (and modifies or rescinds) fund balance commitments by passage of a resolution. This is typically done through adoption and amendment of the budget. A fund balance commitment is further indicated in the budget document as a designation or commitment of the fund (such as for special incentives). Assigned fund balance is established by District Board through adoption or amendment of the budget as intended for specific purpose (such as the purchase of fixed assets, construction, debt service, or for other purposes).

Accounting Estimates

The preparation of financial statements in conformity with accounting principles generally accepted in the United States of America requires management to make estimates and assumptions that affect certain reported amount and disclosures in the financial statements. Actual results could differ from those estimates.

NOTE 2 - STEWARDSHIP, COMPLIANCE AND ACCOUNTABILITY

Budgetary Information

A fire district shall prepare an annual budget that contains detailed estimated expenditures for each fiscal year and that clearly shows salaries payable to employees of the district. The budget summary shall be posted in three public places and a complete copy of the budget shall be published on the district's official website for twenty days before a public hearing at a meeting called by the board to adopt the budget. Copies of the budget shall also be available to members of the public on written request to the district. Following the public hearing, the district board shall adopt a budget. A complete copy of the adopted budget shall be posted in a prominent location on the district's official website within seven business days after final adoption and shall be retained on the website for at least sixty months. For any fire district that does not maintain an official website, the fire district may comply with this subsection by posting on a website of an association of fire districts in this state. ARS 48-805.2(a)

Pursuant to ARS 48.805.2(d), all fire district are required to submit certain information accompanying the budget which has been certified to by the chairman and clerk of the District Board. The budget and the accompanying certification are required to be submitted to the County Board of Supervisors no later than August 1st of each year.

Budgets are adopted by the District on basis consistent with Arizona Revised Statutes.

Encumbrance accounting is not employed by the District. All appropriations lapse at year-end.

NOTE 3 - DEPOSITS, INVESTMENT RISK & CASH MANAGEMENT

Deposits and Investments

The deposit of public funds is regulated by Arizona Revised Statutes (ARS). ARS 48-807 allows the District to establish bank accounts with any financial institution that is authorized to do business in the State of Arizona for the purpose of operating a payroll account, holding special revenues, ambulance revenues or both, as necessary to fulfill the District's fiduciary responsibilities. The District may also establish, through the County Treasurer, accounts for monies from property taxes, grants, contributions and donations. The County Treasurer is required to establish a fund known as the "fire district general fund" for the receipt of all taxes levied on behalf of the District.

The District may register warrants only if separate accounts are maintained by the County Treasurer for each governmental fund of the District. Warrants may only be registered on the maintenance and operation account, the unrestricted capital outlay account and the special revenue accounts, and only if the total cash balance of all three accounts is insufficient to pay the warrants and only after any revolving line of credit has been expended. Registered warrants may not exceed ninety per cent of the taxes levied by the County for the District's current fiscal year. Registered warrants bear interest as prescribed by statute and are redeemed as provided for by law for County warrants.

Unless monies are legally restricted by contract, agreement or law, those monies may be transferred between fund accounts according to the original or amended budget of the Fire District.

Any surplus remaining the fire district general fund at the end of the fiscal year shall be credited to the fire district general fund of the district for the succeeding fiscal year and after subtraction of accounts payable and encumbrances, shall be used to reduce the tax levy for the following year.

The District accounts with the County Treasurer are part of an investment pool operated by the County Treasurer which is in turn invested in the Local Government Investment Pool (LGIP) operated by the Arizona State Treasurer. The risk category (defined below) cannot be determined, as the District does not own identifiable securities, but only as a shareholder in the statewide pool.

Financial institutions accepting governmental monies in the State of Arizona are required to collateralize at 102% all government deposits which exceed the FDIC insurance limit. The current FDIC limit is \$250,000 for the total of all interest bearing accounts and \$250,000 for the total of all demand deposit accounts. The collateralization is required to be separately identifiable securities and be held by a third party financial institution or trust agency. ARS (Title 35) requires this to be monitored by the State Treasurer's Office.

The District may also place monies in investments which are subject to the risks identified below.

The following is a summary of the Cash and Cash Equivalents held by financial institutions at June 30, 2016:

DEPOSITORY ACCOUNTS:

	<u>General Fund</u>	<u>Debt Service Fund</u>	<u>Total</u>
Insured Deposits (FDIC)	\$ 4,505	\$ 0	\$ 4,505
Uninsured & Uncollateralized	<u>0</u>	<u>8,225</u>	<u>8,225</u>
Total Deposits	4,505	8,225	12,730
In Transit Items	<u>456</u>	<u>0</u>	<u>456</u>
Total Cash & Cash Equivalents	<u>\$ 4,048</u>	<u>\$ 8,225</u>	<u>\$ 12,273</u>

Custodial Credit Risk. Custodial credit risk is the risk that, in the event of the failure of the counterparty, the system will not be able to recover the value of its investments or collateral securities that are in the possession of an outside party. Investments in external investment pools and in open-end mutual funds are not exposed to custodial credit risk because their existence is not evidenced by securities that exist in physical or book entry form.

The District does not invest in any identifiable securities. District investments are limited to open-end mutual funds.

<u>Custodial Credit Risk For:</u>	<u>Rating</u>	<u>Rating Agency</u>	<u>Amount</u>
County Treasurer Pool	Unrated	Not Applicable	\$ 0

Credit Risk Statutes authorize the District to invest in obligations of the U.S. Treasury and federal agency securities, along with certain public obligations, such as bonds or other obligations of any state of the United States of America or of any agency, instrumentality, or local governmental unit of any such state in which the District invests, that are rated in the highest rating category of nationally recognized statistical rating organizations.

Obligations of the U.S. government or obligations explicitly guaranteed by the U.S. government are not considered to have credit risk.

The District normally invests only in FDIC insured bank accounts, accounts collateralized above FDIC insurance limits in commercial banks, the County Treasurer's investment pool, which is reinvested in the Arizona State Treasurer Local Government Investment Pool (LGIP), and open-end mutual stock funds of commercial brokerage firms.

No ratings were available for any of the District's investments and those investments are considered unrated.

Concentration of Credit Risk Concentration of credit risk is associated with investments in any one issuer that represent 5 percent or more of total investments. Investments issued or explicitly guaranteed by the U.S. government and investments in mutual funds, external investment pools, and other pooled investments are considered as excluded from this requirement.

The District invests only in FDIC banking institutions, mutual funds and government investment pools. The District does not have a policy relating to concentration of credit risk.

Interest rate risk: This is the risk that changes in market interest rates will adversely affect the fair value of an investment. Generally, the longer the maturity of an investment, the greater the sensitivity of its fair value to changes in market interest rates. The District does not have a formal investment policy that limits investment maturities as a means of managing its exposure to fair value losses arising from increasing interest rates.

Interest rate risk factors and information are not available for the mutual fund investments of the District.

The weighted average maturity of the LGIP-GOV pool at June 30, 2016:

For Pool 5	32 days
For Pool 7	79 days
For Pool 500	1.47 years
For Pool 700	1.67 years

Risk Management

The District is exposed to various risks of loss related to torts, theft of, damage to, and destruction of assets; errors and omissions; injuries to employees and the public; and natural or manmade disasters. These risks are covered by commercial insurance purchased from independent third parties. Settled claims from these risks have never exceeded commercial insurance coverage for the District.

In addition, as the owner and operator of emergency response vehicles, the District is exposed to a high risk of loss related to these activities. The District carries commercial insurance on all vehicles and requires insurance coverage on all privately owned vehicles used for District activities.

Custodial risk of deposit and investment accounts is the risk that in the event of a failure, the District's deposits may not be returned to it. The District does not have a policy for custodial risk, concentration of risk, concentration of credit risk, interest rate risk, or foreign currency risk for deposits or investments.

NOTE 4 - INVENTORIES

The costs of governmental fund-type inventories are recorded as expenditures when purchased. All inventories of the District are considered immaterial.

NOTE 5 - RECEIVABLES

General and governmental fund receivables are recorded as received except for those funds collected and held by other governments on behalf of the Fire District. These amounts are recorded as soon as they are measurable and available in accordance with governmental accounting standards.

NOTE 6 – PROPERTY TAX REVENUE RECEIVABLE

Property Tax Receivables arise when property taxes are levied but not currently collected. The collectible portion (taxes levied less estimated uncollectible) are recorded as deferred inflow of resources in the period when an enforceable legal claim to the assets arise.

NOTE 7 - CAPITAL ASSETS

Capital asset activity for the year ended.

	<u>BALANCE</u> <u>06/30/2015</u>	<u>ADDITIONS</u>	<u>DELETIONS</u>	<u>BALANCE</u> <u>06/30/2016</u>
<u>Depreciable Assets</u>				
Vehicles	\$1,148,297	\$ 0	\$ 0	\$ 1,148,297
Buildings	1,410,466	0	0	1,410,466
Equipment, Admin	166,179	0	0	166,179
Equipment, Fire	<u>679,986</u>	<u>0</u>	<u>0</u>	<u>679,986</u>
Total Historical Costs	<u>3,404,928</u>	<u>0</u>	<u>0</u>	<u>3,404,928</u>
Less				
Accumulated				
Depreciation				
Vehicles	1,133,767	7,952	0	1,141,719
Buildings	666,026	40,750	0	706,776
Equipment, Admin	141,408	11,783	0	153,191
Equipment, Fire	<u>605,172</u>	<u>17,783</u>	<u>0</u>	<u>622,881</u>
Less: Total Accumulated				
Depreciation	<u>2,546,373</u>	<u>78,194</u>	<u>0</u>	<u>2,624,567</u>
Depreciable				
Capital Assets, Net	858,555	(78,194)	0	780,361
<u>Non-Depreciable Assets</u>				
Land	<u>0</u>	<u>0</u>	<u>0</u>	<u>0</u>
Capital Assets, Net	<u>\$858,555</u>	<u>\$ (78,194)</u>	<u>\$ 0</u>	<u>\$ 780,361</u>

NOTE 8 - CONTINGENT LIABILITIES

Amounts received or receivable from grantor agencies are subject to audit and adjustment by grantor agencies. Any disallowed claims, including amounts already collected, may constitute a liability of the applicable funds. The amount, if any, of expenditures which may be disallowed by the grantor cannot be determined at this time although the government expects such amounts, if any, to be immaterial.

NOTE 9 – ACCUMULATED COMPENSATED ABSENCES

Accumulated unpaid vacation and leave time is accrued when incurred. The current portion of such amounts has been accrued in the governmental fund (using the modified accrual basis of accounting).

Accrued vacation time must be used by the end of the fiscal year. Sick time is accrued and payable as needed. Sick time is not payable on termination or separation therefore it has not been accrued in the financial statements. On June 30, 2016, the District employees had accrued \$24,858 in unused sick time. The District also accrues Compensatory time. This is accrued when incurred and is payable on separation. The amount of compensatory time owed to employees has been accrued in the government wide financial statements as leave payable.

NOTE 10 – LONG-TERM INDEBTEDNESS

In the government-wide financial statements, long term debt and other long term obligations are reported as liabilities in the applicable governmental activities or business-type activities in the statement of net assets.

Operating Leases

The District does not currently have any operating leases.

Capital Leases

The District does not currently have any capital leases.

NOTE 11 – NET POSITION/FUND BALANCE

The District's Net Position balances consist of restricted, unrestricted, and net investment in capital assets amounts.

The District's Governmental Funds fund balances consist of restricted, committed, assigned and unassigned amounts.

Restricted balances are amounts constrained to specific purposes by their providers (such as grantors, bondholders, and higher levels of government), through constitutional provisions, or by enabling legislation.

Non Spendable Fund Balances are amounts that are not in a spendable form such as inventories or pre-paid expenses.

Committed fund balance is amounts constrained to specific purposes by the District itself, using its highest level of decision-making authority (i.e., District Board). To be reported as committed, amounts cannot be used for any other purpose unless the Board takes the same highest level action to remove or change the constraint.

Assigned fund balance is amounts the District intends to use for a specific purpose. Intent can be expressed by the District Board or by an official or body to which the District Board delegates the authority.

Unassigned fund balance is amounts that are available for any purpose. Positive amounts are reported only in the general fund.

Net Position :

Invested in Capital Assets, Net of Related Debt	\$ 780,361
Unrestricted	<u>(297,247)</u>
Total Net Position	<u>\$ 483,114</u>

Governmental Fund Balances :

Unassigned	<u>\$ (297,247)</u>
Total Fund Balance	<u>\$ (297,247)</u>

NOTE 12 - PROPERTY TAXES

The District is authorized to levy property taxes in an amount sufficient to operate the District. This levy cannot exceed three dollars and twenty-five cents per one hundred dollars of assessed valuation. It also cannot exceed the amount of the levy in the preceding tax year multiplied by 1.08.

The District levies real property taxes on or before the third Monday in August that become due and payable in two equal installments. The first installment is due on the first day of October and becomes delinquent after the first business day of November. The second installment is due on the first day of March of the next year and becomes delinquent after the first business day of May.

The District also levies various personal property taxes during the year, which are due at the same time as real property taxes.

A lien assessed against real and personal property attaches on the first day of January preceding assessment and levy.

The taxpayers may, by vote of the electorate, authorize either a five year budget override or a permanent override, depending upon certain criteria being met. The taxpayers also may authorize the issuance of bonds for capital acquisitions in addition to the operating taxes referred to above.

The County collects a County-Wide Fire District Assistance Tax (FDAT) and distributes the funds to all Fire Districts in the County, according to a formula established by state law. The maximum awarded to a District cannot exceed \$400,000 per year.

NOTE 13 – DEFERRED COMPENSATION PLAN

The District offers its employees a deferred compensation plan created in accordance with Internal Revenue Code (IRC) Section 457. This plan, available to all District employees, permits employees to defer a portion of their current salary until future years. Assets held in IRC Section 457 plans are generally subject to claims of creditors.

It is the District's position that it has no liability for investment losses under the plan but has the duty of due care that would be required of an ordinary prudent investor. The District believes it is unlikely that it will use the assets to satisfy the claims of general creditors in the future.

NOTE 14 - POST EMPLOYMENT BENEFITS

The government provides certain health care and insurance benefits for recently separated employees as required by the Federal law under COBRA. Any cost of health care and insurance benefits would be short term and recognized as an expenditure as claims are paid. The District currently has no such claims.

NOTE 15- SUBSEQUENT EVENTS

Management has evaluated subsequent events and does not know of any additional comments or disclosures that should be made thru the date of this report.

NOTE 17 - GOING CONCERN

The District has experienced a negative cash flow for the past two years. This has resulted from a lawsuit filed against Counties in the state by “Centrally Assessed Utilities” resulting in the District having to refund tax money to these Utilities as well as a subsequent reduction of property tax valuations in the District. The District is exploring options to mitigate the reduction in property taxes such as additional annexations into the District.

DRAFT

**REQUIRED SUPPLEMENTARY
INFORMATION**

DRAFT

GANADO FIRE DISTRICT
STATEMENT OF REVENUES, EXPENDITURES AND CHANGES
IN FUND BALANCES - BUDGET AND ACTUAL (GAAP BASIS)
GENERAL FUND
FOR THE YEAR ENDED
JUNE 30, 2016

Exhibit G

	Budgeted Amounts		Actual	Variance with Final
	Original	Final		Budget Positive (Negative)
Revenues:				
Property Taxes	\$ 552,430	\$ 552,430	\$ 552,591	\$ 161
Fire District Assistance	110,590	110,590	110,590	-
Fees for Service	-	-	887	887
Miscellaneous	-	-	19,792	19,792
Total Revenues	663,020	663,020	683,860	20,840
Expenditures:				
Current:				
Public Safety	536,526	536,526	724,606	(188,080)
Administration	96,000	96,000	107,466	(11,466)
Capital Outlay	30,494	30,494	4,527	25,967
Total Expenditures	663,020	663,020	836,599	(173,579)
Excess (Deficiency) of Revenues over Expenditures	-	-	(152,739)	(152,739)
Net Change in Fund Balances	-	-	(152,739)	(152,739)
Fund Balances at Beginning of Year	0	0	(152,733)	(152,733)
Fund Balances at End of Year	<u>\$ 0</u>	<u>\$ 0</u>	<u>\$ (305,472)</u>	<u>\$ (305,472)</u>

GANADO FIRE DISTRICT
NOTES TO THE REQUIRED SUPPLEMENTAL INFORMATION
FISCAL YEAR ENDED JUNE 30, 2016

1. BUDGETARY BASIS OF PRESENTATION

The budget included in these financial statements represents the original budget and amendments approved by the Board of Directors. The budgetary basis is the modified accrual basis of accounting with encumbrances included as actual. Accordingly, for the purpose of comparing budgeted expenditures to actual amounts, prior and current year encumbrances have been integrated with the amounts shown on the *Statement of Revenues, Expenditures, and Changes in Fund Balances*.

Various reclassifications have been made to the actual amounts to conform to classifications included in the budget approved by the Board of Directors.

The legal level of budgetary control attributed to the Board of Directors is considered at the objective or natural classification level, presented as subtotals in the schedule of budget to actual (e.g., total revenue, total salaries and benefits, total services and supplies, etc.).

DRAFT

DRAFT

THIS PAGE

IS

DELIBERATELY LEFT BLANK

OTHER SUPPLEMENTARY INFORMATION

DRAFT

**GANADO FIRE DISTRICT
ANNUAL REPORT INFORMATION
FISCAL YEAR ENDED JUNE 30, 2016**

AZ Revised Statutes (ARS) requires certain additional information be attached to the audit report to comply with ARS 48-251 & 48-253 as required to meet the requirements of the AZ “Annual Report” of Special Districts. This information is included as other supplementary information.

FIRE BOARD MEETINGS:

<u>Date</u>	<u>Time</u>	<u>Location</u>
July, 2015	No Quorum	Station #1 - Ganado, Arizona
August 20, 2015	6:00 pm	Station #1 - Ganado, Arizona
September 29, 2015	6:00 pm	Station #1 - Ganado, Arizona
October 21, 2015	6:00 pm	Station #1 - Ganado, Arizona
November 25, 2015	6:00 pm	Station #1 - Ganado, Arizona
December 30, 2015	6:00 pm	Station #1 - Ganado, Arizona
January 20, 2016	6:00 pm	Station #1 - Ganado, Arizona
February 17, 2016	6:00 pm	Station #1 - Ganado, Arizona
March 16, 2016	No Quorum	Station #1 - Ganado, Arizona
April 6, 2016	6:00 pm	Station #1 - Ganado, Arizona
April 22, 2016	6:00 pm	Station #1 - Ganado, Arizona
May 18, 2016	6:00 pm	Station #1 - Ganado, Arizona
June 29, 2016	6:00 pm	Station #1 - Ganado, Arizona

BOARD MEMBERS:

<u>Name</u>	<u>Business Phone Number</u>	<u>Occupation</u>
Ms. LaVerne Joe	928-755-3424	Board member
Ms. Lela Sangster	928-755-3424	Board Chairman
Mr. Jeremy Curtis	928-755-3424	Board Clerk
Vacant	928-755-3424	Board member
Vacant	928-755-3424	Board member

LOCATION OF POSTING OF MEETING NOTICES (all meetings):

Ganado Fire Station	Ganado, Arizona
Ganado Chapter House	Ganado, Arizona
Cornfields Chapter House	Cornfields, Arizona
Steamboat Chapter House	Ganado, Arizona
Ganado Post Office	Ganado, Arizona
Klagetoh Chapter House	Klagetoh, Arizona
Kinlichee Chapter House	Ganado, Arizona

LEGAL DESCRIPTION OF BOUNDARY CHANGES:

None

DRAFT



ESTABLISHED 1982

GANADO FIRE DISTRICT

P.O. BOX 718

GANADO, ARIZONA 86505

(928) 755-3424

FAX: (928) 755-6330

MEMORANDUM

TO: Governing Fire Board Members

FROM: Dewayne Woodie
Fire Chief

DATE: April 19, 2017

SUBJECT: Fee Schedule Update

The Ganado Fire District has been providing miscellaneous services to the community and charged for those services. It's been over ten (10) years since those service fees have been updated. I am requesting for the Governing Board Members approval to increase the following service fees listed below.

The column listed as "CURRENT" is what we currently charge. The column listed as "PROPOSE" is what is recommended for the new service fees for services rendered. If approved, the new service fees will go into effect on Monday, May 1st, 2017. Also notification will be posted at each Fire Stations to inform the community member of the new service fees.

LINE ITEM	MISCELLANEOUS SERVICE FEES	CURRENT	PROPOSE	VARIANCE
1	Sending Fax Service, Initial Fee (1 st Sheet)	\$1.00	\$2.00	+ \$1.00
2	Sending Fax Service, Additional page	\$0.10	\$0.25	+ \$0.15
3	Received Fax Services: Initial Fee (1 st sheet)	\$2.00	\$2.00	none
4	Received Fax Services: Additional Sheet	\$0.20	\$0.25	+ \$0.05
5	Photocopy Service: Black & White per sheet	\$0.20	\$0.25	+ \$0.05
6	Photocopy Service: Color per sheet	\$0.25	\$0.50	+ \$0.25
7	Air Service per tire	\$0.50	\$1.00	+ \$0.50
8	Air Service: All tires per vehicle	None	\$3.00	+ \$3.00
9	Laminating Service: Wallet Size	\$1.00	\$2.00	+ \$1.00
10	EMS Stand-by Services per event/hour	\$50.00	\$60.00	+ \$10.00

Cc: file

REPORTS



GANADO FIRE DISTRICT
FIRE CHIEF REPORT



PRESENTED BY FIRE
CHIEF DEWAYNE
WOODIE



GANADO FIRE DISTRICT

P.O. BOX 718 GANADO, ARIZONA (928) 755-3424
 FAX: (520) 755-6330

Fire Chief Monthly Report March 2017

REPORT SUMMARY

A. PERSONNEL

1. Monthly Call (*Exhibit A*) and Training Attendances

DEP'T	CAREER	PART-TIME	VOLUNTEER	CALL VOLUME	IN-HOUSE TRAINING HOURS	OUTSIDE TRAINING HOURS	PERSONNEL
ADMIN	X			8	2/2	0	Dewayne Woodie, Fire Chief/EMT
	X			NA	NA	0	Marcarlo Roanhorse, Administrator Assistant
		X		NA	NA	0	Chantel Cook, Clerk
DISPATCH	X			1	0	0	Shirlene Attson, Communication Supervisor/EMT
	X			0	0	0	Jennifer Yazzie, Dispatcher
	X			0	0	0	Harriett Begay, Dispatcher
	X			0	0	0	Jon-Mykal Tsinajinnie, Dispatcher
		X		0	0	0	Shermayne Stash, Relief Dispatcher
OPERATION	X			27	2/2	0	Lennix Peshlakai, Fire/EMS Lieutenant/EMT
	X			25	1/2	0	Evander Leonard, Fire Lieutenant/EMT
	X			11	2/2	0	Jeremy Begay, Fire Lieutenant/EMT
			X	10	2/2	4	Alfred John, Fire Engineer
			X	0	0/2	0	Celeste Cardy, Firefighter I/EMT
	X			27	2/2	0	Johnavan Wagoner, Firefighter II
			X	14	2/2	4	Rory James, Firefighter II
			X	8	1/2	4	Marcarlo Roanhorse, Firefighter I/EMT
			X	0	0/2	0	Lionel Tsinajinnie, Firefighter I
			X	24	2/2	4	Latasha Lee, Firefighter Trainee
			X	5	0/2	4	Jon-Mykal Tsinajinnie, Firefighter Trainee
			X	0	0/2	0	Austin R. Mooney, Firefighter Trainee
			X	R	R	R	Corey Attson, Firefighter Trainee
		X	1	2/2	4	Chantel Cook, Firefighter Trainee	

R = Reserve M = Medical Leave RC = Recruit

- Mr. Lionel Tsinajinnie has submitted his Letter of Resignation from his current position as Firefighter I effective March 30, 2017. He Resignation Letter is included (*Exhibit D*).

B. INCIDENTS (Non-Urgent and Urgent):

1. Fire/EMS incidents - 124 incidents (*Exhibit B*)
 - a. A breakdown of Monthly Incidents is on *Exhibit C*
2. Navajo Nation Law Enforcement incidents – 77 incidents (*Exhibit B*)

C. ACCOMPLISHMENTS:

1. FIRE DISTRICT

- a. March 8, 2017 [9am-1pm]: The following six personnel attended the T.I.M. (Traffic Incident Management) Responds Course in Holbrook, AZ:
 1. Alfred John, Fire Engineer
 2. Rory James, Firefighter I/II
 3. Marcarlo Roanhorse, Firefighter I/EMT-Basic
 4. Latasha Lee, Firefighter Trainee
 5. Jon-Mykal Tsinajinnie, Firefighter Trainee
 6. Chantel Cook, Firefighter Trainee
- b. March 22, 2017 [6pm-8pm]: The Ganado Fire Board had it Regular Governing Board Meeting at the Ganado Fire Station Training Room.

2. COMMUNITY

- a. March 6, 2017 [9am-4pm]: AHSI Adult/Child/Infant CPR and First Aid Training for the community held at the Ganado Fire Station Training Room.
- b. March 12, 2017 [9am-4pm]: AHSI Adult/Child/Infant CPR and First Aid Training for MedTrans Transport Company employees held at the Ganado Fire Station Training Room.
- c. March 13, 2017 [9pm-1pm]: Fire Safety and Extinguisher Training for the community held at the Ganado Fire Station Training Room.
- d. March 23, 2017 [9am-4pm]: AHSI Basic Life Support (BLS) aka ProCPR Training for the Window Rock Unified School District Nurses Aid Students held at the Ganado Fire Station Training Room.
- e. March 31, 2017 [9am-1pm]: Fire Safety and Extinguisher Training for Navajo Area Agency on Aging (NAAA) Chinle District held at the Chinle Senior Citizen Center in Chinle, Arizona.

D. MAINTENANCE

1. Ganado Fire Station - Lt. Peshlakai is the custodian for Station
 - a. All apparatus are in-services.
2. Steamboat Fire Station - Lt. Jeremy Begay is the custodian for Station
 - a. All apparatus are in-services.
3. Klagetoh Fire Station - Lt. Leonard is the custodian for Station
 - a. All apparatus are in-services.

E. TRAINING for FIRE, EMS, and DISPATCH

1. In-house Fire/EMS Training:
 - a. March 16, 2017 [6pm-9pm]: Online Training with Action Training at Station One Training Room.
 - b. March 22, 2017 [6pm-9pm]: Online Training with Action Training at Station One Training Room.

F. ANNOUNCEMENTS (Community Training/Presentation and Notification):

1. March 21, 2017 [1pm-4pm]: Pot Lot Dinner for the Dispatchers to celebrate "National Public Safety Telecommunicators Week." The following Dispatchers are:
 - a. Shirlene Attson – ~30 years of Service (Hired date: 07/01/87)
 - b. Jennifer Yazzie - 10 years of Service (Hired date: 10/31/07)
 - c. Harriet Begay - ~2.5 years of Service (Hired date: 09/12/14)
 - d. Jon-Mykal Tsinajinnie - ~1 year of Service (Hired date: 06/23/16)
 - e. Shermayne Stash - ~1.5 years of Service (Hired date: 08/06/15)
2. May 1, 2017 [9am-4pm]: AHSI Adult/Child/Infant CPR and First Aid Training at the Ganado Fire Station Training Room. Any questions regarding the training call (928)755-3424.
3. May 8, 2017 [9am-1pm]: Fire Safety and Extinguisher Training at the Ganado Fire Station – Training Room. If any questions regarding the training call (928)755-3424.
4. May 10, 2017 [9am-2pm]: "Career Day" at the Ganado High School Sport Pavilion for the Ganado High School Students.
5. May 19, 2017 [11am-1pm]: I'ina Dilzin Committee will be hosting a "Public Safety Appreciation Luncheon" for all Public Safety Agency in the surrounding Ganado Area. The Luncheon will be held at the Ganado Chapter House (flyer included Exhibit E).
6. May 21-27, 2017: "2017 National EMS WEEK" and the theme this year is "EMS STRONG: Always in Service"
7. May 26, 2017:
 - a. GUSD Promotional Day at the Sport Pavilion
 - b. GUSD High School Graduation Day at the Sport Pavilion

Marcarlo Roanhorse

From: Lionel Tsinajinnie <lionel.tsinajinnie@yahoo.com>
Sent: Thursday, March 30, 2017 7:48 PM
To: Marcarlo Roanhorse
Subject: Resignation Letter

March 30, 2017

Ganado Fire District

To whom it may concern:

Im writing this letter to inform you that I will be resigning my position as a Volunteer Firefighter from the Fire District.

I would like to take this opportunity to say that making this decision has been difficult, as working at Ganado Fire District has been such a positive experience and one for which Im grateful.

I enjoyed working with your department and Im honored to be apart of your department for the past years.

Sincerely,
Lionel Tsinajinnie

Marcarlo Roanhorse

From: I'ina Dilzin Committe of Greater Ganado Area <jacksoncj5@gmail.com>
Sent: Wednesday, April 19, 2017 11:31 AM
To: Marcarlo Roanhorse
Subject: Public Safety Appreciation Luncheon

THIS IS A TEST EMAIL! Let me know what you think! Claudia



Please let us honor you at

THANK YOU!

**PUBLIC SAFETY
Appreciation Luncheon**

Brought to you in collaboration with Ganado High School Culinary Program and Ganado I'ina Dilzin Committee to Honor and show our appreciation to those that serve and protect our local communities

**Friday, May 19, 2017
11am-1pm
Ganado Chapter**

NAVAJO HEALTH FOUNDATION SAGE MEMORIAL HOSPITAL

Contacts: Daryl Joe, DBHS Prevention Specialist—928-657-8000 and Claudia Jackson, Legislative District Assistant—928-266-3284

We Thank You!

In recognition of your outstanding service to our communities, we hope you can join us on May 19th. We will provide time for a short safety message from each departments.

In attendance will be students from the surrounding local schools and community members.

Please RSVP with Claudia Jackson at jacksoncj5@gmail.com with the number of attendees and if you have any questions, you contact Claudia at 928-266-3284.

We look forward to appreciating you.

Connect with us



I'ina Dilzin Committee of Greater Ganado Area | PO Box 188, Ganado, AZ 86505

[Unsubscribe {recipient's email}](#)

[Update Profile](#) | [About our service provider](#)

Sent by jacksoncj5@gmail.com in collaboration with

Constant Contact 

Try it free today

THIS IS A TEST EMAIL ONLY.

This email was sent by the author for the sole purpose of testing a draft message. If you believe you have received the message in error, please contact the author by replying to this message. Constant Contact takes reports of abuse very seriously. If you wish to report abuse, please forward this message to abuse@constantcontact.com.

GANADO FIRE DISTRICT DISTRICT BUDGET REPORT



PRESENTED BY FIRE
ADMINISTRATIVE ASSISTANT
MARCARLO ROANHORSE

Ganado Fire District
Profit & Loss
 March 2017

Mar 17

Ordinary Income/Expense	
Income	
MISCELLANEOUS	
Miscellaneous	0.00
Rent	345.00
Training Classes	850.54
Total MISCELLANEOUS	1,195.54
TAXES	
Property Tax Revenue	5,388.11
Total TAXES	5,388.11
Total Income	6,583.65
Gross Profit	6,583.65
Expense	
ADMINISTRATION	
701 · OFFICE EXPENSES	
6560 · Payroll Expenses	190.54
701a · Office supplies	1,830.72
701c · Business telephone	239.26
701e · Printing and binding	11.50
701f · Publishing & advertisement	15.90
Total 701 · OFFICE EXPENSES	2,287.92
706 · REPAIRS & MAINTENANCE	823.18
Total ADMINISTRATION	3,111.10
OPERATIONS	
503 · INSURANCE	
503c · Unemployment Compensation	328.01
Total 503 · INSURANCE	328.01
601 · FUEL/OIL/LUBE	28.00
602 · REPAIR & MAINTENANCE	
602a · Vehicle Repairs	1,376.31
602b · Equipment Repairs	189.40
602c · Building Repairs & Maintenance	1,171.15
Total 602 · REPAIR & MAINTENANCE	2,736.86
604 · OTHER OPERATIONAL EXPENSES	
604b · Station supplies	114.75
604e · Uniform Clothing	275.81

Ganado Fire District
Profit & Loss
March 2017

	Mar 17
604h · Meals	822.36
Total 604 · OTHER OPERATIONAL EXPENSES	1,212.92
608 · TRAINING EXPENSES	
608c · Tuition	71.95
608e · Motels	417.36
Total 608 · TRAINING EXPENSES	489.31
609 · UTILITIES/PHONE	1,591.22
Total OPERATIONS	6,386.32
500 · PERSONNEL	
501 · SALARIES & WAGES	
501a · CAREER PERSONNEL	
501a.1 · Fire Chief	4,000.00
501a.2 · Administrator Personnel	
501a.2a · Administrative Assistant	2,160.01
501a.2b · Office Clerk	829.15
Total 501a.2 · Administrator Personnel	2,989.16
501a.3 · Ganado Personnel	
501a.3a · Lieutenant	2,312.00
501a.3b · Firefighter/EMT	1,621.20
501a.3c · Part Time Volunteer	1,713.57
Total 501a.3 · Ganado Personnel	5,646.77
501a.4 · Klagetoh Personnel	
501a.4a · Lieutenant	2,216.00
Total 501a.4 · Klagetoh Personnel	2,216.00
501a.5 · Steamboat Personnel	
501a.5a · Lieutenant	2,184.00
Total 501a.5 · Steamboat Personnel	2,184.00
501a.6 · Dispatch Personnel	
501a.6a · Dispatch Supervisor	2,136.00
501a.6e · Part Time Dispatcher	694.83
501a.6 · Dispatch Personnel - Other	4,835.33
Total 501a.6 · Dispatch Personnel	7,666.16
501a.7 · Overtime/Expense	0.00
Total 501a · CAREER PERSONNEL	24,702.09

Ganado Fire District
Profit & Loss
March 2017

	Mar 17
501c · PART-TIME WAGES	
501c.4 · Overtime compensation	0.00
Total 501c · PART-TIME WAGES	0.00
Total 501 · SALARIES & WAGES	24,702.09
502 · EMPLOYEE BENEFITS	
502a · FICA	1,889.71
502b · Annual Benefits	0.00
Total 502 · EMPLOYEE BENEFITS	1,889.71
Total 500 · PERSONNEL	26,591.80
800 · CAPITAL	
Station Remodel Ganado	
802 · IMPROVEMENTS	18.07
Total Station Remodel Ganado	18.07
Total 800 · CAPITAL	18.07
Total Expense	36,107.29
Net Ordinary Income	-29,523.64
Net Income	-29,523.64

Ganado Fire District Profit & Loss Budget vs. Actual March 2017

	Mar 17	Budget	\$ Over Budget	% of Budget
Ordinary Income/Expense				
Income				
MISCELLANEOUS				
Miscellaneous	0.00	0.00	0.00	0.0%
Rent	345.00	0.00	345.00	100.0%
Training Classes	850.54	0.00	850.54	100.0%
Total MISCELLANEOUS	1,195.54	0.00	1,195.54	100.0%
TAXES				
FDAT	0.00	0.00	0.00	0.0%
Property Tax Revenue	5,388.11	51,154.75	-45,766.64	10.5%
TAXES - Other	0.00	0.00	0.00	0.0%
Total TAXES	5,388.11	51,154.75	-45,766.64	10.5%
Total Income	6,583.65	51,154.75	-44,571.10	12.9%
Gross Profit	6,583.65	51,154.75	-44,571.10	12.9%
Expense				
ADMINISTRATION				
701 · OFFICE EXPENSES				
6560 · Payroll Expenses	190.54	0.00	190.54	100.0%
701a · Office supplies	1,830.72	0.00	1,830.72	100.0%
701c · Business telephone	239.26	0.00	239.26	100.0%
701d · Postage	0.00	0.00	0.00	0.0%
701e · Printing and binding	11.50			
701f · Publishing & advertisement	15.90	0.00	15.90	100.0%
701g · Administrative travel, dues	0.00	0.00	0.00	0.0%
701i · Misc. expenses	0.00	0.00	0.00	0.0%
701 · OFFICE EXPENSES - Other	0.00	1,666.67	-1,666.67	0.0%
Total 701 · OFFICE EXPENSES	2,287.92	1,666.67	621.25	137.3%
702 · PROFESSIONAL SERVICES				
702a · Fire Board Misc Expense	0.00	0.00	0.00	0.0%
702b · Audit and Accounting	0.00	0.00	0.00	0.0%
702g · Professional Services - Misc	0.00	0.00	0.00	0.0%
702 · PROFESSIONAL SERVICES - Other	0.00	1,666.67	-1,666.67	0.0%
Total 702 · PROFESSIONAL SERVICES	0.00	1,666.67	-1,666.67	0.0%
706 · REPAIRS & MAINTENANCE	823.18			
708 · Community Benefits	0.00	0.00	0.00	0.0%
Total ADMINISTRATION	3,111.10	3,333.34	-222.24	93.3%
OPERATIONS				
INSURANCE PROPERTY	0.00	4,166.67	-4,166.67	0.0%
503 · INSURANCE				
503a · Medical, Life, Health, Etc.	0.00	0.00	0.00	0.0%
503c · Unemployment Compensation	328.01	0.00	328.01	100.0%
503 · INSURANCE - Other	0.00	5,083.33	-5,083.33	0.0%
Total 503 · INSURANCE	328.01	5,083.33	-4,755.32	6.5%
601 · FUEL/OIL/LUBE	28.00	3,333.33	-3,305.33	0.8%
602 · REPAIR & MAINTENANCE				
602a · Vehicle Repairs	1,376.31	0.00	1,376.31	100.0%
602b · Equipment Repairs	189.40	0.00	189.40	100.0%
602c · Building Repairs & Maintenance	1,171.15	0.00	1,171.15	100.0%
602d · Home repairs	0.00	0.00	0.00	0.0%
602 · REPAIR & MAINTENANCE - Other	0.00	3,333.33	-3,333.33	0.0%

Ganado Fire District Profit & Loss Budget vs. Actual March 2017

	Mar 17	Budget	\$ Over Budget	% of Budget
Total 602 · REPAIR & MAINTENANCE	2,736.86	3,333.33	-596.47	82.1%
604 · OTHER OPERATIONAL EXPENSES				
604a · EMS supplies	0.00	0.00	0.00	0.0%
604b · Station supplies	114.75	0.00	114.75	100.0%
604c · Chemicals	0.00	0.00	0.00	0.0%
604d · Turnout clothing	0.00	0.00	0.00	0.0%
604e · Uniform Clothing	275.81	0.00	275.81	100.0%
604f · Oxygen/air cylinder rental	0.00	0.00	0.00	0.0%
604h · Meals	822.36	0.00	822.36	100.0%
604i · Equipment Rental	0.00	0.00	0.00	0.0%
604 · OTHER OPERATIONAL EXPENSES - Other	0.00	2,333.33	-2,333.33	0.0%
Total 604 · OTHER OPERATIONAL EXPENSES	1,212.92	2,333.33	-1,120.41	52.0%
605 · COMMUNICATIONS				
605a · Communications repairs	0.00	0.00	0.00	0.0%
605b · Communications equipment	0.00	0.00	0.00	0.0%
605 · COMMUNICATIONS - Other	0.00	250.00	-250.00	0.0%
Total 605 · COMMUNICATIONS	0.00	250.00	-250.00	0.0%
606 · MISC. OPERATIONAL EXPENSES	0.00	0.00	0.00	0.0%
608 · TRAINING EXPENSES				
608b · Travel per diem	0.00	0.00	0.00	0.0%
608c · Tuition	71.95	0.00	71.95	100.0%
608d · Misc. training expenses	0.00	0.00	0.00	0.0%
608e · Motels	417.36	0.00	417.36	100.0%
608 · TRAINING EXPENSES - Other	0.00	166.67	-166.67	0.0%
Total 608 · TRAINING EXPENSES	489.31	166.67	322.64	293.6%
609 · UTILITIES/PHONE	1,591.22	4,166.67	-2,575.45	38.2%
Total OPERATIONS	6,386.32	22,833.33	-16,447.01	28.0%
500 · PERSONNEL				
501 · SALARIES & WAGES				
501a · CAREER PERSONNEL				
501a.1 · Fire Chief	4,000.00	4,000.00	0.00	100.0%
501a.2 · Administrator Personnel				
501a.2a · Administrative Assistant	2,160.01	2,160.00	0.01	100.0%
501a.2b · Office Clerk	829.15	772.80	56.35	107.3%
501a.2 · Administrator Personnel - Other	0.00	0.00	0.00	0.0%
Total 501a.2 · Administrator Personnel	2,989.16	2,932.80	56.36	101.9%
501a.3 · Ganado Personnel				
501a.3a · Lieutenant	2,312.00	2,312.00	0.00	100.0%
501a.3b · Firefighter/EMT	1,621.20	1,544.00	77.20	105.0%
501a.3c · Part Time Volunteer	1,713.57	769.24	944.33	222.8%
501a.3 · Ganado Personnel - Other	0.00	0.00	0.00	0.0%
Total 501a.3 · Ganado Personnel	5,646.77	4,625.24	1,021.53	122.1%
501a.4 · Klagetoh Personnel				
501a.4a · Lieutenant	2,216.00	2,216.00	0.00	100.0%
501a.4 · Klagetoh Personnel - Other	0.00	0.00	0.00	0.0%
Total 501a.4 · Klagetoh Personnel	2,216.00	2,216.00	0.00	100.0%
501a.5 · Steamboat Personnel				
501a.5a · Lieutenant	2,184.00	2,184.00	0.00	100.0%
501a.5 · Steamboat Personnel - Other	0.00	0.00	0.00	0.0%
Total 501a.5 · Steamboat Personnel	2,184.00	2,184.00	0.00	100.0%

Ganado Fire District
Profit & Loss Budget vs. Actual
March 2017

	Mar 17	Budget	\$ Over Budget	% of Budget
501a.6 · Dispatch Personnel				
501a.6a · Dispatch Supervisor	2,136.00	2,136.00	0.00	100.0%
501a.6b · Dispatcher #1	0.00	1,657.60	-1,657.60	0.0%
501a.6c · Dispatcher #2	0.00	1,520.00	-1,520.00	0.0%
501a.6d · Dispatcher #3	0.00	1,520.00	-1,520.00	0.0%
501a.6e · Part Time Dispatcher	694.83	769.24	-74.41	90.3%
501a.6 · Dispatch Personnel - Other	4,835.33	0.00	4,835.33	100.0%
Total 501a.6 · Dispatch Personnel	7,666.16	7,602.84	63.32	100.8%
501a.7 · Overtime/Expense	0.00			
Total 501a · CAREER PERSONNEL	24,702.09	23,560.88	1,141.21	104.8%
501c · PART-TIME WAGES				
501c.1 · Part Time Dispatcher's wages	0.00	960.15	-960.15	0.0%
501c.2 · Part Time Volunteer wages	0.00	3,374.28	-3,374.28	0.0%
501c.4 · Overtime compensation	0.00	0.00	0.00	0.0%
Total 501c · PART-TIME WAGES	0.00	4,334.43	-4,334.43	0.0%
Total 501 · SALARIES & WAGES	24,702.09	27,895.31	-3,193.22	88.6%
502 · EMPLOYEE BENEFITS				
Retirement	0.00	0.00	0.00	0.0%
502a · FICA	1,889.71	425.00	1,464.71	444.6%
502b · Annual Benefits	0.00	2,479.54	-2,479.54	0.0%
Total 502 · EMPLOYEE BENEFITS	1,889.71	2,904.54	-1,014.83	65.1%
504 · 457 DEFERRED COMPENSATION	0.00	0.00	0.00	0.0%
Total 500 · PERSONNEL	26,591.80	30,799.85	-4,208.05	86.3%
800 · CAPITAL				
Station Remodel Ganado				
SMALL TOOLS & EQUIPMENT	0.00	0.00	0.00	0.0%
802 · IMPROVEMENTS	18.07	0.00	18.07	100.0%
804 · MACHINERY & EQUIPMENT	0.00	0.00	0.00	0.0%
Total Station Remodel Ganado	18.07	0.00	18.07	100.0%
800 · CAPITAL - Other	0.00	0.00	0.00	0.0%
Total 800 · CAPITAL	18.07	0.00	18.07	100.0%
Total Expense	36,107.29	56,966.52	-20,859.23	63.4%
Net Ordinary Income	-29,523.64	-5,811.77	-23,711.87	508.0%
Net Income	-29,523.64	-5,811.77	-23,711.87	508.0%

Ganado Fire District
Profit & Loss Budget vs. Actual
 July 2016 through June 2017

	Jul '16 - Jun 17	Budget	\$ Over Budget	% of Budget
Ordinary Income/Expense				
Income				
INVESTMENT INCOME				
Interest Revenue	0.00	0.00	0.00	0.0%
Total INVESTMENT INCOME	0.00	0.00	0.00	0.0%
MISCELLANEOUS				
Miscellaneous	410.00	0.00	410.00	100.0%
Rent	3,450.00	0.00	3,450.00	100.0%
Training Classes	13,156.12	0.00	13,156.12	100.0%
Total MISCELLANEOUS	17,016.12	0.00	17,016.12	100.0%
TAXES				
FDAT	61,333.60	122,667.00	-61,333.40	50.0%
Property Tax Revenue	447,849.77	613,857.00	-166,007.23	73.0%
TAXES - Other	0.00	0.00	0.00	0.0%
Total TAXES	509,183.37	736,524.00	-227,340.63	69.1%
Total Income	526,199.49	736,524.00	-210,324.51	71.4%
Gross Profit	526,199.49	736,524.00	-210,324.51	71.4%
Expense				
ADMINISTRATION				
701 · OFFICE EXPENSES				
6560 · Payroll Expenses	3,357.09	0.00	3,357.09	100.0%
701a · Office supplies	16,918.15	0.00	16,918.15	100.0%
701b · Emergency telephone	0.00	0.00	0.00	0.0%
701c · Business telephone	20,943.16	0.00	20,943.16	100.0%
701d · Postage	267.77	0.00	267.77	100.0%
701e · Printing and binding	22.10	0.00	22.10	100.0%
701f · Publishing & advertisement	443.08	0.00	443.08	100.0%
701g · Administrative travel, dues	0.00	0.00	0.00	0.0%
701h · Fire prevention	1,070.11	0.00	1,070.11	100.0%
701i · Misc. expenses	0.00	0.00	0.00	0.0%
701 · OFFICE EXPENSES - Other	513.54	20,000.00	-19,486.46	2.6%
Total 701 · OFFICE EXPENSES	43,535.00	20,000.00	23,535.00	217.7%
702 · PROFESSIONAL SERVICES				
702a · Fire Board Misc Expense	10,193.90	0.00	10,193.90	100.0%
702b · Audit and Accounting	3,500.00	0.00	3,500.00	100.0%
702g · Professional Services - Misc	16,216.00	0.00	16,216.00	100.0%
702 · PROFESSIONAL SERVICES - Other	19,462.09	20,000.00	-537.91	97.3%
Total 702 · PROFESSIONAL SERVICES	49,371.99	20,000.00	29,371.99	246.9%
706 · REPAIRS & MAINTENANCE	823.18	0.00	823.18	100.0%
708 · Community Benefits	8,236.25	0.00	8,236.25	100.0%
Total ADMINISTRATION	101,966.42	40,000.00	61,966.42	254.9%
OPERATIONS				
INSURANCE PROPERTY	0.00	50,000.00	-50,000.00	0.0%
503 · INSURANCE				
503a · Medical, Life, Health, Etc.	41,521.79	0.00	41,521.79	100.0%
503c · Unemployment Compensation	1,394.57	0.00	1,394.57	100.0%
503 · INSURANCE - Other	0.00	61,000.00	-61,000.00	0.0%
Total 503 · INSURANCE	42,916.36	61,000.00	-18,083.64	70.4%
601 · FUEL/OIL/LUBE	33,888.08	40,000.00	-6,111.92	84.7%
602 · REPAIR & MAINTENANCE				

Ganado Fire District
Profit & Loss Budget vs. Actual
 July 2016 through June 2017

	Jul '16 - Jun 17	Budget	\$ Over Budget	% of Budget
602a · Vehicle Repairs	34,526.24	0.00	34,526.24	100.0%
602b · Equipment Repairs	9,213.51	0.00	9,213.51	100.0%
602c · Building Repairs & Maintenance	12,798.82	0.00	12,798.82	100.0%
602d · Home repairs	4,620.01	0.00	4,620.01	100.0%
602 · REPAIR & MAINTENANCE - Other	142.29	40,000.00	-39,857.71	0.4%
Total 602 · REPAIR & MAINTENANCE	61,300.87	40,000.00	21,300.87	153.3%
604 · OTHER OPERATIONAL EXPENSES				
604a · EMS supplies	4,600.02	0.00	4,600.02	100.0%
604b · Station supplies	14,319.89	0.00	14,319.89	100.0%
604c · Chemicals	6,050.46	0.00	6,050.46	100.0%
604d · Turnout clothing	370.23	0.00	370.23	100.0%
604e · Uniform Clothing	1,339.61	0.00	1,339.61	100.0%
604f · Oxygen/air cylinder rental	1,553.81	0.00	1,553.81	100.0%
604g · Oxygen refill	0.00	0.00	0.00	0.0%
604h · Meals	6,083.93	0.00	6,083.93	100.0%
604i · Equipment Rental	0.00	0.00	0.00	0.0%
604 · OTHER OPERATIONAL EXPENSES - Other	2,763.52	28,000.00	-25,236.48	9.9%
Total 604 · OTHER OPERATIONAL EXPENSES	37,081.47	28,000.00	9,081.47	132.4%
605 · COMMUNICATIONS				
605a · Communications repairs	23.94	0.00	23.94	100.0%
605b · Communications equipment	1,699.16	0.00	1,699.16	100.0%
605 · COMMUNICATIONS - Other	0.00	3,000.00	-3,000.00	0.0%
Total 605 · COMMUNICATIONS	1,723.10	3,000.00	-1,276.90	57.4%
606 · MISC. OPERATIONAL EXPENSES	0.00	0.00	0.00	0.0%
607 · OPERATIONAL TRAVEL EXPENSES	0.00	0.00	0.00	0.0%
608 · TRAINING EXPENSES				
608a · DVDs, ID Badges, etc.	0.00	0.00	0.00	0.0%
608b · Travel per diem	324.00	0.00	324.00	100.0%
608c · Tuition	1,627.08	0.00	1,627.08	100.0%
608d · Misc. training expenses	3,300.00	0.00	3,300.00	100.0%
608e · Motels	2,203.17	0.00	2,203.17	100.0%
608 · TRAINING EXPENSES - Other	0.00	2,000.00	-2,000.00	0.0%
Total 608 · TRAINING EXPENSES	7,454.25	2,000.00	5,454.25	372.7%
609 · UTILITIES/PHONE OPERATIONS - Other	34,398.19	50,000.00	-15,601.81	68.8%
	0.00	0.00	0.00	0.0%
Total OPERATIONS	218,762.32	274,000.00	-55,237.68	79.8%
500 · PERSONNEL				
501 · SALARIES & WAGES				
501a · CAREER PERSONNEL				
501a.1 · Fire Chief	42,603.00	52,000.00	-9,397.00	81.9%
501a.2 · Administrator Personnel				
501a.2a · Administrative Assistant	19,216.76	28,080.00	-8,863.24	68.4%
501a.2b · Office Clerk	6,651.77	10,046.40	-3,394.63	66.2%
501a.2 · Administrator Personnel - Other	0.00	0.00	0.00	0.0%
Total 501a.2 · Administrator Personnel	25,868.53	38,126.40	-12,257.87	67.8%
501a.3 · Ganado Personnel				
501a.3a · Lieutenant	26,306.62	30,056.00	-3,749.38	87.5%
501a.3b · Firefighter/EMT	13,896.00	20,072.00	-6,176.00	69.2%
501a.3c · Part Time Volunteer	19,147.21	10,000.00	9,147.21	191.5%
501a.3 · Ganado Personnel - Other	0.00	0.00	0.00	0.0%
Total 501a.3 · Ganado Personnel	59,349.83	60,128.00	-778.17	98.7%
501a.4 · Klagetoh Personnel				

**Ganado Fire District
Profit & Loss Budget vs. Actual
July 2016 through June 2017**

	Jul '16 - Jun 17	Budget	\$ Over Budget	% of Budget
501a.4a · Lieutenant	23,216.09	28,808.00	-5,591.91	80.6%
501a.4 · Klagetoh Personnel - Other	0.00	0.00	0.00	0.0%
Total 501a.4 · Klagetoh Personnel	23,216.09	28,808.00	-5,591.91	80.6%
501a.5 · Steamboat Personnel				
501a.5a · Lieutenant	22,928.60	28,392.00	-5,463.40	80.8%
501a.5 · Steamboat Personnel - Other	0.00	0.00	0.00	0.0%
Total 501a.5 · Steamboat Personnel	22,928.60	28,392.00	-5,463.40	80.8%
501a.6 · Dispatch Personnel				
501a.6a · Dispatch Supervisor	21,269.91	27,768.00	-6,498.09	76.6%
501a.6b · Dispatcher #1	0.00	21,548.80	-21,548.80	0.0%
501a.6c · Dispatcher #2	0.00	19,760.00	-19,760.00	0.0%
501a.6d · Dispatcher #3	140.75	19,760.00	-19,619.25	0.7%
501a.6e · Part Time Dispatcher	10,413.21	10,000.00	413.21	104.1%
501a.6 · Dispatch Personnel - Other	51,657.79	0.00	51,657.79	100.0%
Total 501a.6 · Dispatch Personnel	83,481.66	98,836.80	-15,355.14	84.5%
501a.7 · Overtime/Expense	1,140.31	0.00	1,140.31	100.0%
Total 501a · CAREER PERSONNEL	258,588.02	306,291.20	-47,703.18	84.4%
501b · TRAINING REIMBURSEMENT				
501b.1 · Vol. firefighter training	0.00	0.00	0.00	0.0%
501b.2 · Dispatcher training	0.00	0.00	0.00	0.0%
Total 501b · TRAINING REIMBURSEMENT	0.00	0.00	0.00	0.0%
501c · PART-TIME WAGES				
501c.1 · Part Time Dispatcher's wages	0.00	33,745.43	-33,745.43	0.0%
501c.2 · Part Time Volunteer wages	0.00	43,033.71	-43,033.71	0.0%
501c.3 · Office Clerk wages	0.00	0.00	0.00	0.0%
501c.4 · Overtime compensation	389.19	1,087.65	-698.46	35.8%
Total 501c · PART-TIME WAGES	389.19	77,866.79	-77,477.60	0.5%
Total 501 · SALARIES & WAGES	258,977.21	384,157.99	-125,180.78	67.4%
502 · EMPLOYEE BENEFITS				
Retirement	0.00	0.00	0.00	0.0%
502a · FICA	20,551.73	5,100.00	15,451.73	403.0%
502b · Annual Benefits	9,520.76	32,234.04	-22,713.28	29.5%
Total 502 · EMPLOYEE BENEFITS	30,072.49	37,334.04	-7,261.55	80.5%
504 · 457 DEFERRED COMPENSATION	906.80	0.00	906.80	100.0%
Total 500 · PERSONNEL	289,956.50	421,492.03	-131,535.53	68.8%
603 · RENTALS	0.00	0.00	0.00	0.0%
800 · CAPITAL				
Station Remodel Ganado				
SMALL TOOLS & EQUIPMENT	0.00	0.00	0.00	0.0%
802 · IMPROVEMENTS	18.07	0.00	18.07	100.0%
803 · MOTOR VEHICLES	0.00	0.00	0.00	0.0%
804 · MACHINERY & EQUIPMENT	0.00	0.00	0.00	0.0%
Total Station Remodel Ganado	18.07	0.00	18.07	100.0%
801 · LAND, BUILDING & CONSTRUCTION				
801a · Land, Building, & Construction	0.00	0.00	0.00	0.0%
Total 801 · LAND, BUILDING & CONSTRUCTION	0.00	0.00	0.00	0.0%

Ganado Fire District Profit & Loss Budget vs. Actual

July 2016 through June 2017

	Jul '16 - Jun 17	Budget	\$ Over Budget	% of Budget
800 · CAPITAL - Other	0.00	0.00	0.00	0.0%
Total 800 · CAPITAL	18.07	0.00	18.07	100.0%
810 · RESERVED FUND				
811 · EXCEEDING EXPENSE	36,000.00	0.00	36,000.00	100.0%
812 · IMPROVEMENTS	3,520.00	0.00	3,520.00	100.0%
810 · RESERVED FUND - Other	0.00	-184,792.11	184,792.11	0.0%
Total 810 · RESERVED FUND	39,520.00	-184,792.11	224,312.11	-21.4%
Total Expense	650,223.31	550,699.92	99,523.39	118.1%
Net Ordinary Income	-124,023.82	185,824.08	-309,847.90	-66.7%
Net Income	-124,023.82	185,824.08	-309,847.90	-66.7%

Ganado Fire District
Reconciliation Summary
National Bank of Arizona, Period Ending 03/31/2017

	Mar 31, 17	
Beginning Balance		-301,038.49
Cleared Transactions		
Checks and Payments - 32 items	-51,345.92	
Deposits and Credits - 29 items	5,495.95	
Total Cleared Transactions	-45,849.97	
Cleared Balance		<u>-346,888.46</u>
Uncleared Transactions		
Checks and Payments - 21 items	-153,922.39	
Deposits and Credits - 5 items	117,025.90	
Total Uncleared Transactions	-36,896.49	
Register Balance as of 03/31/2017		<u>-383,784.95</u>
New Transactions		
Checks and Payments - 11 items	-40,386.93	
Total New Transactions	-40,386.93	
Ending Balance		<u>-424,171.88</u>

**Ganado Fire District
Reconciliation Detail
National Bank of Arizona, Period Ending 03/31/2017**

Type	Date	Num	Name	Clr	Amount	Balance
Beginning Balance						-301,038.49
Cleared Transactions						
Checks and Payments - 32 items						
Bill Pmt -Check	02/23/2017	111206	Sam's Club	X	-2,731.18	-2,731.18
Bill Pmt -Check	02/23/2017	111214	Ron Molina Gas Ser...	X	-1,974.00	-4,705.18
Bill Pmt -Check	02/23/2017	111204	PFleet	X	-1,914.91	-6,620.09
Bill Pmt -Check	02/23/2017	111197	Frontier	X	-1,368.87	-7,988.96
Bill Pmt -Check	02/23/2017	111212	PFleet	X	-1,199.38	-9,188.34
Liability Check	02/23/2017	111216	Colonial Life	X	-993.40	-10,181.74
Bill Pmt -Check	02/23/2017	111211	Navajo Tribal Utility ...	X	-959.18	-11,140.92
Bill Pmt -Check	02/23/2017	111200	Home Depot Credit ...	X	-942.73	-12,083.65
Bill Pmt -Check	02/23/2017	111193	Bill's Discount Auto ...	X	-727.85	-12,811.50
Bill Pmt -Check	02/23/2017	111201	Navajo Sanitation	X	-475.20	-13,286.70
Bill Pmt -Check	02/23/2017	111202	Navajo Tribal Utility ...	X	-412.30	-13,699.00
Bill Pmt -Check	02/23/2017	111203	Orkin Pest Control	X	-275.00	-13,974.00
Bill Pmt -Check	02/23/2017	111196	Four Corners Weldi...	X	-271.55	-14,245.55
Bill Pmt -Check	02/23/2017	111194	Conoco, Inc.	X	-250.00	-14,495.55
Liability Check	02/23/2017	111215	Clearinghouse	X	-206.16	-14,701.71
Bill Pmt -Check	02/23/2017	111207	Sparkletts	X	-194.29	-14,896.00
Bill Pmt -Check	02/23/2017	111205	Powerphone, Inc.	X	-129.00	-15,025.00
Bill Pmt -Check	02/23/2017	111199	Gurley Motor Comp...	X	-91.83	-15,116.83
Liability Check	02/23/2017	111217	Security Benefit Group	X	-70.00	-15,186.83
Bill Pmt -Check	02/23/2017	111218	Security Benefit Group	X	-70.00	-15,256.83
Bill Pmt -Check	02/23/2017	111209	UPS	X	-36.06	-15,292.89
Bill Pmt -Check	02/23/2017	111195	Creative Communic...	X	-29.40	-15,322.29
Bill Pmt -Check	02/23/2017	111210	Creative Communic...	X	-23.94	-15,346.23
Bill Pmt -Check	03/01/2017	111219	Ganado Fire District	X	-8,000.00	-23,346.23
Liability Check	03/07/2017		QuickBooks Payroll ...	X	-11,811.10	-35,157.33
Paycheck	03/08/2017	111228	Roanhorse, Marcarlo	X	-922.42	-36,079.75
Bill Pmt -Check	03/15/2017	111234	GALLS, LLC	X	-275.81	-36,355.56
Bill Pmt -Check	03/16/2017	111267	Leland T. Kee	X	-525.00	-36,880.56
Check	03/20/2017	debit		X	-125.91	-37,006.47
Liability Check	03/21/2017		QuickBooks Payroll ...	X	-12,762.27	-49,768.74
Bill Pmt -Check	03/27/2017	111251	Harrison D. Williams	X	-823.18	-50,591.92
Bill Pmt -Check	03/27/2017	111268	Racher's Office Equi...	X	-754.00	-51,345.92
Total Checks and Payments					-51,345.92	-51,345.92
Deposits and Credits - 29 items						
Paycheck	03/08/2017	111226	Leonard, Evander R.	X	0.00	0.00
Paycheck	03/08/2017	111221	Begay, Harriet J.	X	0.00	0.00
Paycheck	03/08/2017	111232	Woodie, Dewayne G.	X	0.00	0.00
Paycheck	03/08/2017	111225	Lee, Latasha V.	X	0.00	0.00
Paycheck	03/08/2017	111231	Wagoner, Johnnavan...	X	0.00	0.00
Paycheck	03/08/2017	111222	Begay, Jeremy L	X	0.00	0.00
Paycheck	03/08/2017	111230	Tsinajinnie, Jon-Myk...	X	0.00	0.00
Paycheck	03/08/2017	111224	James, Rory R.	X	0.00	0.00
Paycheck	03/08/2017	111229	Stash, Shermayne L.	X	0.00	0.00
Paycheck	03/08/2017	111220	Attson, Shirlene L.	X	0.00	0.00
Paycheck	03/08/2017	111233	Yazzie, Jennifer	X	0.00	0.00
Paycheck	03/08/2017	111223	Cook, Chantel M.	X	0.00	0.00
Paycheck	03/08/2017	111227	Peshlakai, Lennix P	X	0.00	0.00
Deposit	03/15/2017	Deposit		X	5,388.11	5,388.11
Paycheck	03/22/2017	111242	Leonard, Evander R.	X	0.00	5,388.11
Paycheck	03/22/2017	111248	Woodie, Dewayne G.	X	0.00	5,388.11
Paycheck	03/22/2017	111247	Wagoner, Johnnavan...	X	0.00	5,388.11
Paycheck	03/22/2017	111246	Tsinajinnie, Jon-Myk...	X	0.00	5,388.11
Paycheck	03/22/2017	111245	Stash, Shermayne L.	X	0.00	5,388.11
Paycheck	03/22/2017	111244	Roanhorse, Marcarlo	X	0.00	5,388.11
Paycheck	03/22/2017	111243	Peshlakai, Lennix P	X	0.00	5,388.11
Paycheck	03/22/2017	111241	Lee, Latasha V.	X	0.00	5,388.11
Paycheck	03/22/2017	111240	James, Rory R.	X	0.00	5,388.11
Paycheck	03/22/2017	111239	Cook, Chantel M.	X	0.00	5,388.11
Paycheck	03/22/2017	111238	Begay, Jeremy L	X	0.00	5,388.11
Paycheck	03/22/2017	111237	Begay, Harriet J.	X	0.00	5,388.11
Paycheck	03/22/2017	111236	Attson, Shirlene L.	X	0.00	5,388.11
Paycheck	03/22/2017	111249	Yazzie, Jennifer	X	0.00	5,388.11
Deposit	03/23/2017	deposit		X	107.84	5,495.95

Ganado Fire District
Reconciliation Detail
National Bank of Arizona, Period Ending 03/31/2017

Type	Date	Num	Name	Clr	Amount	Balance
Total Deposits and Credits					5,495.95	5,495.95
Total Cleared Transactions					-45,849.97	-45,849.97
Cleared Balance					-45,849.97	-346,888.46
Uncleared Transactions						
Checks and Payments - 21 items						
Liability Check	08/04/2015		QuickBooks Payroll ...		-0.80	-0.80
Liability Check	08/04/2015		QuickBooks Payroll ...		-0.02	-0.82
Liability Check	08/06/2015		QuickBooks Payroll ...		-1,092.48	-1,093.30
Bill Pmt -Check	08/07/2015	109979	Racher's Office Equi...		-339.00	-1,432.30
Bill Pmt -Check	09/21/2015	110073	Navajo Sanitation		-367.50	-1,799.80
Paycheck	10/07/2015	110105	Stash, Shermayne L.		-5.01	-1,804.81
Bill Pmt -Check	11/19/2015	110216	Bound Tree Medical,...		-343.74	-2,148.55
Bill Pmt -Check	11/19/2015	110217	Cardiac Science		-20.00	-2,168.55
Bill Pmt -Check	12/04/2015	110262	Swissphone LLC		-800.00	-2,968.55
Bill Pmt -Check	01/11/2016	110433	Gurley Motor Comp...		-160.84	-3,129.39
Bill Pmt -Check	02/10/2016	110458	Secretary of State		-68.00	-3,197.39
Bill Pmt -Check	04/11/2016	110562	M. Etcitty		-84.00	-3,281.39
Bill Pmt -Check	05/03/2016	110617	Overhead Door Com...		-2,111.40	-5,392.79
General Journal	06/30/2016	ADJ 1...			-99,479.27	-104,872.06
General Journal	06/30/2016	ADJ 1...			-35,790.80	-140,662.86
Bill Pmt -Check	12/05/2016	110055	Bill's Discount Auto ...		-2,283.00	-142,945.86
Bill Pmt -Check	12/07/2016	111036	GALLS, LLC		-235.52	-143,181.38
Bill Pmt -Check	12/13/2016	111061	Ganado Fire District		-6,000.00	-149,181.38
Bill Pmt -Check	12/30/2016	111087	Frontier		-3,359.16	-152,540.54
Bill Pmt -Check	02/23/2017	111198	GALLS, LLC		-275.81	-152,816.35
Bill Pmt -Check	03/27/2017	111252	Frontier		-1,106.04	-153,922.39
Total Checks and Payments					-153,922.39	-153,922.39
Deposits and Credits - 5 items						
Liability Check	08/04/2015		QuickBooks Payroll ...		0.02	0.02
Liability Check	08/04/2015		QuickBooks Payroll ...		0.80	0.82
Bill Pmt -Check	06/30/2016		Ganado Fire District		0.00	0.82
General Journal	06/30/2016	ADJ 1...			693.99	694.81
General Journal	06/30/2016	ADJ 1...			116,331.09	117,025.90
Total Deposits and Credits					117,025.90	117,025.90
Total Uncleared Transactions					-36,896.49	-36,896.49
Register Balance as of 03/31/2017					-82,746.46	-383,784.95
New Transactions						
Checks and Payments - 11 items						
Liability Check	04/04/2017		QuickBooks Payroll ...		-12,407.21	-12,407.21
Bill Pmt -Check	04/05/2017	111269	Frontier		-6,135.44	-18,542.65
Liability Check	04/07/2017	111272	Colonial Life		-993.40	-19,536.05
Bill Pmt -Check	04/07/2017	111270	SecureCare Dental		-805.18	-20,341.23
Bill Pmt -Check	04/07/2017		AT&T		-254.97	-20,596.20
Liability Check	04/07/2017	111271	Clearinghouse		-206.16	-20,802.36
Liability Check	04/07/2017	111273	Security Benefit Group		-70.00	-20,872.36
Bill Pmt -Check	04/07/2017		Bill's Discount Auto ...		-4.38	-20,876.74
Liability Check	04/18/2017		QuickBooks Payroll ...		-12,070.19	-32,946.93
Bill Pmt -Check	04/18/2017	111290	Ganado Fire District		-6,000.00	-38,946.93
Bill Pmt -Check	04/19/2017	111292	Kevin G. Bernally Sr.		-1,440.00	-40,386.93
Total Checks and Payments					-40,386.93	-40,386.93
Total New Transactions					-40,386.93	-40,386.93
Ending Balance					-123,133.39	-424,171.88


Journal Activity

From 03/01/2017 To 03/31/2017 For Account Range CWTGAFD

Date&Time	Reference	Debits	Credits	Running Total
602100-1000	GENERAL EXPENSE-Cash With Treasurer			(\$301,038.49)
Mar 1, 2017 11:59:00 PM	Warrant 5500111199		(\$91.83)	(\$301,130.32)
Mar 1, 2017 11:59:00 PM	Warrant 5500111219		(\$8,000.00)	(\$309,130.32)
Mar 2, 2017 11:59:00 PM	Warrant 5500111193		(\$727.85)	(\$309,858.17)
Mar 2, 2017 11:59:00 PM	Warrant 5500111196		(\$271.55)	(\$310,129.72)
Mar 2, 2017 11:59:00 PM	Warrant 5500111214		(\$1,974.00)	(\$312,103.72)
Mar 2, 2017 11:59:00 PM	Warrant 5500111215		(\$206.16)	(\$312,309.88)
Mar 2, 2017 11:59:00 PM	Warrant 5500111216		(\$993.40)	(\$313,303.28)
Mar 2, 2017 11:59:00 PM	Warrant 5500111217		(\$70.00)	(\$313,373.28)
Mar 2, 2017 11:59:00 PM	Warrant 5500111218		(\$70.00)	(\$313,443.28)
Mar 3, 2017 11:59:00 PM	Warrant 5500111194		(\$250.00)	(\$313,693.28)
Mar 3, 2017 11:59:00 PM	Warrant 5500111195		(\$29.40)	(\$313,722.68)
Mar 3, 2017 11:59:00 PM	Warrant 5500111200		(\$942.73)	(\$314,665.41)
Mar 3, 2017 11:59:00 PM	Warrant 5500111202		(\$412.30)	(\$315,077.71)
Mar 3, 2017 11:59:00 PM	Warrant 5500111203		(\$275.00)	(\$315,352.71)
Mar 3, 2017 11:59:00 PM	Warrant 5500111205		(\$129.00)	(\$315,481.71)
Mar 3, 2017 11:59:00 PM	Warrant 5500111206		(\$2,731.18)	(\$318,212.89)
Mar 3, 2017 11:59:00 PM	Warrant 5500111209		(\$36.06)	(\$318,248.95)
Mar 3, 2017 11:59:00 PM	Warrant 5500111210		(\$23.94)	(\$318,272.89)
Mar 3, 2017 11:59:00 PM	Warrant 5500111211		(\$959.18)	(\$319,232.07)
Mar 6, 2017 11:59:00 PM	Warrant 5500111197		(\$1,368.87)	(\$320,600.94)
Mar 7, 2017 7:33:25 AM	Ganado Fire Intuit Payroll -11,811.10		(\$11,811.10)	(\$332,412.04)
Mar 7, 2017 4:31:11 PM	Ganado Fire Intuit Payroll -11,811.10	\$11,811.10		(\$320,600.94)
Mar 7, 2017 4:32:43 PM	Ganado Fire Intuit Payroll -11,811.10		(\$11,811.10)	(\$332,412.04)
Mar 8, 2017 11:59:00 PM	Warrant 5500111207		(\$194.29)	(\$332,606.33)
Mar 8, 2017 11:59:00 PM	Warrant 5500111228		(\$922.42)	(\$333,528.75)
Mar 10, 2017 12:00:00 AM	Warrant 5500111204		(\$1,914.91)	(\$335,443.66)
Mar 10, 2017 12:00:00 AM	Warrant 5500111212		(\$1,199.38)	(\$336,643.04)
Mar 15, 2017 11:59:59 PM	distribution	\$5,388.11		(\$331,254.93)
Mar 16, 2017 11:59:00 PM	Warrant 5500111235		(\$525.00)	(\$331,779.93)
Mar 20, 2017 11:07:33 AM	Recon - Lehman Bros Distribution Jul 31, 2014 4 of 4 receipt 52162 192,500.00		(\$125.91)	(\$331,905.84)
Mar 20, 2017 11:59:00 PM	Warrant 5500111234		(\$275.81)	(\$332,181.65)
Mar 21, 2017 7:40:42 AM	Ganado Fire Intuit Payroll -12,762.27		(\$12,762.27)	(\$344,943.92)
Mar 23, 2017 9:34:05 AM	JE 2024 / Treas Trans to correct Lehman Reversal CR 4823 & 4824 / cddavis	\$107.84		(\$344,836.08)
Mar 24, 2017 11:59:00 PM	Warrant 5500111201		(\$475.20)	(\$345,311.28)
Mar 30, 2017 11:59:00 PM	Warrant 5500111251		(\$823.18)	(\$346,134.46)
Mar 31, 2017 11:59:00 PM	Warrant 5500111250		(\$754.00)	(\$346,888.46)
602100-1000	GENERAL EXPENSE-Cash With Treasurer	\$17,307.05	(\$63,157.02)	(\$346,888.46)
602500-1000	GANADO FD-Cash With Treasurer			\$470.77
Mar 23, 2017 9:34:05 AM	JE 2024 / Treas Trans to correct Lehman Reversal CR 4823 & 4824 / cddavis		(\$94.60)	\$376.17
602500-1000	GANADO FD-Cash With Treasurer	\$0.00	(\$94.60)	\$376.17
602700-1000	BOND INDEBTEDNESS-Cash With Treasurer			\$7,787.22
Mar 23, 2017 9:34:05 AM	JE 2024 / Treas Trans to correct Lehman Reversal CR 4823 & 4824 / cddavis		(\$13.24)	\$7,773.98
602700-1000	BOND INDEBTEDNESS-Cash With Treasurer	\$0.00	(\$13.24)	\$7,773.98
Grand Total		\$17,307.05	(\$63,264.86)	(\$45,957.81)

Redeemed Warrants from Mar 1, 2017 to Mar 31, 2017 Sorted By FundId, WarrantId

Issued Date	Warrant Number	Payee	Fund	Amount Redeemed	Redeemed Date
02/23/2017	5500111193	Bill's Discount Auto Parts	602100	\$727.85	03/02/2017
02/23/2017	5500111194	Phillips 66-CONOCO-76	602100	\$250.00	03/03/2017
02/23/2017	5500111195	Creative Communications	602100	\$29.40	03/03/2017
02/23/2017	5500111196	Four Corners Welding	602100	\$271.55	03/02/2017
02/23/2017	5500111197	Frontier	602100	\$1,368.87	03/06/2017
02/23/2017	5500111199	Gurley Motor Company	602100	\$91.83	03/01/2017
02/23/2017	5500111200	Home Depot Credit Services	602100	\$942.73	03/03/2017
02/23/2017	5500111201	Navajo Sanitation	602100	\$475.20	03/24/2017
02/23/2017	5500111202	Navajo Tribal Utility Authority	602100	\$412.30	03/03/2017
02/23/2017	5500111203	Orkin Pest Control	602100	\$275.00	03/03/2017
02/23/2017	5500111204	PFleet	602100	\$1,914.91	03/10/2017
02/23/2017	5500111205	Powerphone Inc.	602100	\$129.00	03/03/2017
02/23/2017	5500111206	Sam's Club	602100	\$2,731.18	03/03/2017
02/23/2017	5500111207	Sparkletts Water	602100	\$194.29	03/08/2017
02/23/2017	5500111209	UPS	602100	\$36.06	03/03/2017
02/23/2017	5500111210	Creative Communications	602100	\$23.94	03/03/2017
02/23/2017	5500111211	Navajo Tribal Utility Authority	602100	\$959.18	03/03/2017
02/23/2017	5500111212	PFleet	602100	\$1,199.38	03/10/2017
02/23/2017	5500111214	Ron Molina Gas Services	602100	\$1,974.00	03/02/2017
02/23/2017	5500111215	CLEARINGHOUSE ATLAS NO. 000745352500	602100	\$206.16	03/02/2017
02/23/2017	5500111216	Colonial Life	602100	\$993.40	03/02/2017
02/23/2017	5500111217	Security Benefit Group	602100	\$70.00	03/02/2017
02/23/2017	5500111218	Security Benefit Group	602100	\$70.00	03/02/2017
03/01/2017	5500111219	Ganado Fire District	602100	\$8,000.00	03/01/2017
03/08/2017	5500111228	Marcarlo Roanhorse	602100	\$922.42	03/08/2017
03/15/2017	5500111234	GALLS LLC	602100	\$275.81	03/20/2017
03/16/2017	5500111235	Leland T. Kee	602100	\$525.00	03/16/2017
03/27/2017	5500111250	Racher's Office Equipment & Supplies	602100	\$754.00	03/31/2017
03/27/2017	5500111251	Harrison D. Williams	602100	\$823.18	03/30/2017
Sub Total		Ganado FD-GENERAL EXPENSE		\$26,646.64	



Apache County Treasurer
PO Box 699
St. Johns, AZ, 85936
Ph: 928-337-7629
fax: 928-337-4686

Receipt: 03-07-2017-dyarosh-004214


Product	Name		Extended
2	Miscellaneous Receipts 602100-39900		(\$11,811.10)
		Reference: Ganado Fire Intuit Payroll -11,811.10	
Journal Account	Name	Debits	Credits
602100-39900	GENERAL EXPENSE- MISC. REVENUES	\$11,811.10	
602100-1000	GENERAL EXPENSE-Cash With Treasurer		(\$11,811.10)
<hr/>			
Total			(\$11,811.10)
Change (Direct Deposit)			(\$11,811.10)
Bank Account	New_NBAZ_WarrantClearing		
Reference	ACH 03/07/2017 -11,811.10		

All payments made by check are subject to final bank clearance.

1

Thank You

Tue Mar 07 16:32:43 MST 2017 dyarosh



Apache County Treasurer
PO Box 699
St. Johns, AZ, 85936
Ph: 928-337-7629
fax: 928-337-4686

Receipt: 03-07-2017-dyarosh-004153


Product	Name		Extended
2	Miscellaneous Receipts 602100-39900		(\$11,811.10)
		Reference: Ganado Fire Intuit Payroll -11,811.10	
Journal Account	Name	Debits	Credits
602100-39900	GENERAL EXPENSE- MISC. REVENUES	\$11,811.10	
602100-1000	GENERAL EXPENSE-Cash With Treasurer		(\$11,811.10)
<hr/>			
Total			(\$11,811.10)
Change (Cash)			(\$11,811.10)

All payments made by check are subject to final bank clearance.

1

Thank You

Tue Mar 07 07:33:25 MST 2017 dyarosh



Apache County Treasurer
PO Box 699
St. Johns, AZ, 85936
Ph: 928-337-7629
fax: 928-337-4686

Receipt: 03-21-2017-dyarosh-004859

Product	Name	Extended	
2	Miscellaneous Receipts 602100-39900	(\$12,762.27)	
		Reference: Ganado Fire Intuit Payroll -12,762.27	
Journal Account	Name	Debits Credits	
602100-39900	GENERAL EXPENSE- MISC. REVENUES	\$12,762.27	
602100-1000	GENERAL EXPENSE-Cash With Treasurer		(\$12,762.27)
<hr/>			
Total		(\$12,762.27)	
Change (Direct Deposit)		(\$12,762.27)	
Bank Account Reference	New_NBAZ_WarrantClearing ACH 03/21/2017 -12,762.27		

All payments made by check are subject to final bank clearance.

1

Thank You

Tue Mar 21 07:40:42 MST 2017 dyarosh

Marcarlo Roanhorse

From: Candice Davis <cddavis@co.apache.az.us>
Sent: Monday, April 10, 2017 9:13 AM
To: Chantel Cook; Marcarlo Roanhorse; Dewayne Woodie
Subject: March 2017 Warrant and Distribution Reports
Attachments: 602 All Warrants from Mar 1, 2017 to Mar 31, 2017 Sorted By FundId, WarrantId_Part3.pdf; 602 Issued Warrants from Mar 1, 2017 to Mar 31, 2017 Sorted By FundId, WarrantId.pdf; 602 Outstanding Warrants from Mar 1, 2017 to Mar 31, 2017 Sorted By FundId, WarrantId_Part2.pdf; 602 Redeemed Warrants from Mar 1, 2017 to Mar 31, 2017 Sorted By FundId, WarrantId_Part3.pdf; 602 Voided Warrants from Mar 1, 2017 to Mar 31, 2017 Sorted By FundId, WarrantId_Part4.pdf; March2017Distribution1.xls; March2017Distribution2.xls

Please see the attachments for the March 2017 Warrant & Distribution Reports.

Please be aware that there was a reversal of a duplicated entry for Lehman Brothers Distribution from July 2014, and December 2014. The amount distributed to Ganado Fire District was \$18.07 Reference CR #052162 July 31, 2014, and JE 142 on December 09, 2014.

Thank you,

Candice Davis

Accountant

Apache County Treasurer's Office

P.O. Box 699

St. Johns, AZ 85936

"Investing and Protecting Our Financial Future"

[Apache County Website](#)

Phone (928) 337-7625

Fax (928) 337-4686

Marcarlo Roanhorse

From: Candice Davis <cddavis@co.apache.az.us>
Sent: Monday, April 10, 2017 9:29 AM
To: Marcarlo Roanhorse; Chantel Cook; Dewayne Woodie
Subject: March 2017 Warrants & Distribution (2)

Please be aware that there was a reversal of a duplicated entry for Lehman Brothers Distribution from July 2014, and December 2014. The other amounts distributed in funds of Ganado Fire District was \$94.30 in 602500, and \$13.24 in 602700. Reference CR #052162 July 31, 2014, and JE 142 on December 09, 2014.

You will notice that the reversal was initially all coming from the 100 Fund in the amount of \$125.91, and then the corrective entry of \$107.84 to reverse amounts correctly from the 500 and 700 funds. The 100 fund shows between the two entries the \$18.07. Please use this in addition to the first March 2017 email that was sent over a few minutes ago. If you have questions please let me know.

Thank you,

Candice Davis

Accountant

Apache County Treasurer's Office

P.O. Box 699

St. Johns, AZ 85936

"Investing and Protecting Our Financial Future"

Apache County Website

Phone (928) 337-7625

Fax (928) 337-4686

DISTRIBUTION: March 01, 2017-March 15, 2017

Tax Fund Id	Fund Name	Tax Year	Tax	Interest	Total
	Total For Year	2016	\$340,569.68	\$875.45	\$341,445.13
	Total For Year	2015	\$8,403.72	\$1,755.87	\$10,159.59
	Total For Year	2014	\$1,834.59	\$732.04	\$2,566.63
	Total For Year	2013	\$229.73	\$144.91	\$374.64
	Total For Year	2012	\$174.05	\$131.95	\$306.00
	Total For Year	2011	\$22.24	\$25.63	\$47.87
	Total For Year	2010	\$20.62	\$28.82	\$49.44
	Grand Total		\$351,254.63	\$3,694.67	\$354,949.30
02000	APACHE COUNTY	Total	\$26,066.27	\$3,694.67	\$29,760.94
02000	APACHE COUNTY	2016	\$25,343.64	\$875.45	\$26,219.09
02000	APACHE COUNTY	2015	\$578.23	\$1,755.87	\$2,334.10
02000	APACHE COUNTY	2014	\$144.43	\$732.04	\$876.47
02000	Rounding	2013	-\$0.02	\$144.91	\$144.89
02000	Rounding	2012	-\$0.03	\$131.95	\$131.92
02000	Rounding	2011	\$0.01	\$25.63	\$25.64
02000	Rounding	2010	\$0.01	\$28.82	\$28.83
02000P	Apache County	Total	\$33.63	\$0.00	\$33.63
02000P	Apache County	2013	\$16.18	\$0.00	\$16.18
02000P	Apache County	2012	\$15.57	\$0.00	\$15.57
02000P	Apache County	2011	\$1.01	\$0.00	\$1.01
02000P	Apache County	2010	\$0.87	\$0.00	\$0.87
02001	APACHE COUNTY SCHOOL EQUALIZATION	Total	\$23,219.28	\$0.00	\$23,219.28
02001	APACHE COUNTY SCHOOL EQUALIZATION	2016	\$22,504.77	\$0.00	\$22,504.77
02001	APACHE COUNTY SCHOOL EQUALIZATION	2015	\$561.74	\$0.00	\$561.74
02001	APACHE COUNTY SCHOOL EQUALIZATION	2014	\$152.77	\$0.00	\$152.77
02001P	County School Equalization	Total	\$37.31	\$0.00	\$37.31
02001P	County School Equalization	2013	\$18.05	\$0.00	\$18.05
02001P	County School Equalization	2012	\$17.71	\$0.00	\$17.71
02001P	County School Equalization	2011	\$0.84	\$0.00	\$0.84
02001P	County School Equalization	2010	\$0.71	\$0.00	\$0.71
03000P	Mobile Home Relocation	Total	\$17.63	\$0.00	\$17.63
03000P	Mobile Home Relocation	2013	\$17.63	\$0.00	\$17.63
05006	SD #6 CONCHO ELEMENTARY	Total	\$26,035.37	\$0.00	\$26,035.37
05006	SD #6 CONCHO ELEMENTARY	2016	\$24,694.72	\$0.00	\$24,694.72
05006	SD #6 CONCHO ELEMENTARY	2015	\$1,018.98	\$0.00	\$1,018.98

05006	SD #6 CONCHO ELEMENTARY	2014	\$321.67	\$0.00	\$321.67
05006_S	SD #6 CONCHO ELEMENTARY	Total	-\$2,142.59	\$0.00	-\$2,142.59
05006_S	SD #6 CONCHO ELEMENTARY	2016	-\$1,997.76	\$0.00	-\$1,997.76
05006_S	SD #6 CONCHO ELEMENTARY	2015	-\$94.23	\$0.00	-\$94.23
05006_S	SD #6 CONCHO ELEMENTARY	2014	-\$50.60	\$0.00	-\$50.60
05006P	Concho Elementary SD#6	Total	\$16.35	\$0.00	\$16.35
05006P	Concho Elementary SD#6	2013	\$16.35	\$0.00	\$16.35
05007	SD #7 ALPINE ELEMENTARY	Total	\$5,488.32	\$0.00	\$5,488.32
05007	SD #7 ALPINE ELEMENTARY	2016	\$5,488.32	\$0.00	\$5,488.32
05007_S	SD #7 ALPINE ELEMENTARY	Total	-\$677.22	\$0.00	-\$677.22
05007_S	SD #7 ALPINE ELEMENTARY	2016	-\$677.22	\$0.00	-\$677.22
05009	SD #9 VERNON ELEMENTARY	Total	\$22,838.32	\$0.00	\$22,838.32
05009	SD #9 VERNON ELEMENTARY	2016	\$21,923.27	\$0.00	\$21,923.27
05009	SD #9 VERNON ELEMENTARY	2015	\$915.05	\$0.00	\$915.05
05009_S	SD #9 VERNON ELEMENTARY	Total	-\$2,466.04	\$0.00	-\$2,466.04
05009_S	SD #9 VERNON ELEMENTARY	2016	-\$2,466.04	\$0.00	-\$2,466.04
05009P	Vernon Elemenatry School District #9	Total	\$45.55	\$0.00	\$45.55
05009P	Vernon Elemenatry School District #9	2012	\$45.55	\$0.00	\$45.55
05009P_S	Vernon Elemenatry School District #9	Total	-\$17.12	\$0.00	-\$17.12
05009P_S	Vernon Elemenatry School District #9	2012	-\$17.12	\$0.00	-\$17.12
06000S	Post Secondary Education	Total	\$4.24	\$0.00	\$4.24
06000S	Post Secondary Education	2013	\$4.24	\$0.00	\$4.24
07001	SD #1 ST JOHNS UNIFIED	Total	\$29,186.64	\$0.00	\$29,186.64
07001	SD #1 ST JOHNS UNIFIED	2016	\$27,718.01	\$0.00	\$27,718.01
07001	SD #1 ST JOHNS UNIFIED	2015	\$1,189.40	\$0.00	\$1,189.40
07001	SD #1 ST JOHNS UNIFIED	2014	\$279.23	\$0.00	\$279.23
07001_S	SD #1 ST JOHNS UNIFIED	Total	-\$812.79	\$0.00	-\$812.79
07001_S	SD #1 ST JOHNS UNIFIED	2016	-\$768.99	\$0.00	-\$768.99
07001_S	SD #1 ST JOHNS UNIFIED	2015	-\$25.38	\$0.00	-\$25.38
07001_S	SD #1 ST JOHNS UNIFIED	2014	-\$18.42	\$0.00	-\$18.42
07001P	St Johns Unified School District #1	Total	\$47.87	\$0.00	\$47.87
07001P	St Johns Unified School District #1	2013	\$28.50	\$0.00	\$28.50
07001P	St Johns Unified School District #1	2012	\$19.37	\$0.00	\$19.37
07001P_S	St Johns Unified School District #1	Total	-\$7.41	\$0.00	-\$7.41
07001P_S	St Johns Unified School District #1	2012	-\$7.41	\$0.00	-\$7.41
07010	SD #10 ROUND VALLEY UNIFIED	Total	\$15,177.12	\$0.00	\$15,177.12
07010	SD #10 ROUND VALLEY UNIFIED	2016	\$14,777.66	\$0.00	\$14,777.66

07010	SD #10 ROUND VALLEY UNIFIED	2015	\$213.37	\$0.00	\$213.37
07010	SD #10 ROUND VALLEY UNIFIED	2014	\$186.09	\$0.00	\$186.09
07010_S	SD #10 ROUND VALLEY UNIFIED	Total	-\$1,854.68	\$0.00	-\$1,854.68
07010_S	SD #10 ROUND VALLEY UNIFIED	2016	-\$1,838.22	\$0.00	-\$1,838.22
07010_S	SD #10 ROUND VALLEY UNIFIED	2015	-\$16.46	\$0.00	-\$16.46
07010P	Round Valley Unified School Ditrict #10	Total	\$38.53	\$0.00	\$38.53
07010P	Round Valley Unified School Ditrict #10	2013	\$29.01	\$0.00	\$29.01
07010P	Round Valley Unified School Ditrict #10	2012	\$9.52	\$0.00	\$9.52
07999	SD #10 MINIMUM SCHOOL TAX	Total	\$4,758.46	\$0.00	\$4,758.46
07999	SD #10 MINIMUM SCHOOL TAX	2016	\$4,603.46	\$0.00	\$4,603.46
07999	SD #10 MINIMUM SCHOOL TAX	2015	\$82.56	\$0.00	\$82.56
07999	SD #10 MINIMUM SCHOOL TAX	2014	\$72.44	\$0.00	\$72.44
07999_S	SD #10 MINIMUM SCHOOL TAX	Total	-\$579.11	\$0.00	-\$579.11
07999_S	SD #10 MINIMUM SCHOOL TAX	2016	-\$572.74	\$0.00	-\$572.74
07999_S	SD #10 MINIMUM SCHOOL TAX	2015	-\$6.37	\$0.00	-\$6.37
08000S	Junior College Tuition	Total	\$12.66	\$0.00	\$12.66
08000S	Junior College Tuition	2013	\$12.66	\$0.00	\$12.66
10260	WHITE MTN HEALTH CARE DIST	Total	\$9,292.90	\$0.00	\$9,292.90
10260	WHITE MTN HEALTH CARE DIST	2016	\$8,977.61	\$0.00	\$8,977.61
10260	WHITE MTN HEALTH CARE DIST	2015	\$226.15	\$0.00	\$226.15
10260	WHITE MTN HEALTH CARE DIST	2014	\$89.14	\$0.00	\$89.14
10260S	White Mountain Health Care District	Total	\$18.98	\$0.00	\$18.98
10260S	White Mountain Health Care District	2013	\$12.86	\$0.00	\$12.86
10260S	White Mountain Health Care District	2012	\$6.12	\$0.00	\$6.12
10270	NORTHERN HEALTH CARE DIST	Total	\$58,302.65	\$0.00	\$58,302.65
10270	NORTHERN HEALTH CARE DIST	2016	\$57,791.48	\$0.00	\$57,791.48
10270	NORTHERN HEALTH CARE DIST	2015	\$440.39	\$0.00	\$440.39
10270	NORTHERN HEALTH CARE DIST	2014	\$70.78	\$0.00	\$70.78
10270S	Northern Health Care District	Total	\$63.20	\$0.00	\$63.20
10270S	Northern Health Care District	2013	\$21.77	\$0.00	\$21.77
10270S	Northern Health Care District	2012	\$27.63	\$0.00	\$27.63
10270S	Northern Health Care District	2011	\$7.64	\$0.00	\$7.64
10270S	Northern Health Care District	2010	\$6.16	\$0.00	\$6.16
11603	FD CONCHO	Total	\$1,249.21	\$0.00	\$1,249.21
11603	FD CONCHO	2016	\$1,124.76	\$0.00	\$1,124.76
11603	FD CONCHO	2015	\$91.45	\$0.00	\$91.45
11603	FD CONCHO	2014	\$33.00	\$0.00	\$33.00

11604	FD GREER	Total	\$6,503.30	\$0.00	\$6,503.30
11604	FD GREER	2016	\$6,498.36	\$0.00	\$6,498.36
11604	FD GREER	2015	\$4.94	\$0.00	\$4.94
11605	FD ALPINE	Total	\$5,462.75	\$0.00	\$5,462.75
11605	FD ALPINE	2016	\$5,462.75	\$0.00	\$5,462.75
11618	FD PUERCO	Total	\$2,241.70	\$0.00	\$2,241.70
11618	FD PUERCO	2016	\$1,845.10	\$0.00	\$1,845.10
11618	FD PUERCO	2015	\$349.46	\$0.00	\$349.46
11618	FD PUERCO	2014	\$47.14	\$0.00	\$47.14
11618S	Puerco Fire District	Total	\$25.38	\$0.00	\$25.38
11618S	Puerco Fire District	2013	\$1.36	\$0.00	\$1.36
11618S	Puerco Fire District	2012	\$7.92	\$0.00	\$7.92
11618S	Puerco Fire District	2011	\$8.05	\$0.00	\$8.05
11618S	Puerco Fire District	2010	\$8.05	\$0.00	\$8.05
11619	FD GANADO	Total	\$5,388.11	\$0.00	\$5,388.11
11619	FD GANADO	2016	\$5,388.11	\$0.00	\$5,388.11
11620	FD VERNON	Total	\$11,524.01	\$0.00	\$11,524.01
11620	FD VERNON	2016	\$10,608.81	\$0.00	\$10,608.81
11620	FD VERNON	2015	\$915.20	\$0.00	\$915.20
11621	FD NUTRIOSO	Total	\$2,992.30	\$0.00	\$2,992.30
11621	FD NUTRIOSO	2016	\$2,992.30	\$0.00	\$2,992.30
11900	APACHE COUNTY FD ASSISTANCE FUND	Total	\$3,774.72	\$0.00	\$3,774.72
11900	APACHE COUNTY FD ASSISTANCE FUND	2016	\$3,660.78	\$0.00	\$3,660.78
11900	APACHE COUNTY FD ASSISTANCE FUND	2015	\$88.59	\$0.00	\$88.59
11900	APACHE COUNTY FD ASSISTANCE FUND	2014	\$25.35	\$0.00	\$25.35
11900S	Fire District Assistance Fund	Total	\$6.63	\$0.00	\$6.63
11900S	Fire District Assistance Fund	2013	\$3.45	\$0.00	\$3.45
11900S	Fire District Assistance Fund	2012	\$2.78	\$0.00	\$2.78
11900S	Fire District Assistance Fund	2011	\$0.19	\$0.00	\$0.19
11900S	Fire District Assistance Fund	2010	\$0.21	\$0.00	\$0.21
14900	APACHE COUNTY LIBRARY DIST	Total	\$14,333.61	\$0.00	\$14,333.61
14900	APACHE COUNTY LIBRARY DIST	2016	\$13,928.99	\$0.00	\$13,928.99
14900	APACHE COUNTY LIBRARY DIST	2015	\$317.74	\$0.00	\$317.74
14900	APACHE COUNTY LIBRARY DIST	2014	\$86.88	\$0.00	\$86.88
14900S	Library District	Total	\$19.14	\$0.00	\$19.14
14900S	Library District	2013	\$9.17	\$0.00	\$9.17
14900S	Library District	2012	\$8.41	\$0.00	\$8.41

14900S	Library District	2011	\$0.76	\$0.00	\$0.76
14900S	Library District	2010	\$0.80	\$0.00	\$0.80
14901	APACHE COUNTY LIBRARY BOND	Total	\$5,685.17	\$0.00	\$5,685.17
14901	APACHE COUNTY LIBRARY BOND	2016	\$5,538.37	\$0.00	\$5,538.37
14901	APACHE COUNTY LIBRARY BOND	2015	\$116.91	\$0.00	\$116.91
14901	APACHE COUNTY LIBRARY BOND	2014	\$29.89	\$0.00	\$29.89
14901S	Library Bond	Total	\$8.19	\$0.00	\$8.19
14901S	Library Bond	2013	\$3.45	\$0.00	\$3.45
14901S	Library Bond	2012	\$4.25	\$0.00	\$4.25
14901S	Library Bond	2011	\$0.24	\$0.00	\$0.24
14901S	Library Bond	2010	\$0.25	\$0.00	\$0.25
15000	APACHE COUNTY FLOOD CONTROL DIST	Total	\$2,413.92	\$0.00	\$2,413.92
15000	APACHE COUNTY FLOOD CONTROL DIST	2016	\$2,310.14	\$0.00	\$2,310.14
15000	APACHE COUNTY FLOOD CONTROL DIST	2015	\$91.84	\$0.00	\$91.84
15000	APACHE COUNTY FLOOD CONTROL DIST	2014	\$11.94	\$0.00	\$11.94
21701	SAN DIST ALPINE	Total	\$1,674.56	\$0.00	\$1,674.56
21701	SAN DIST ALPINE	2016	\$1,674.56	\$0.00	\$1,674.56
21710	SAN DIST LITTLE COLORADO	Total	\$607.29	\$0.00	\$607.29
21710	SAN DIST LITTLE COLORADO	2016	\$607.29	\$0.00	\$607.29
28000	APACHE COUNTY JAIL DIST	Total	\$9,266.29	\$0.00	\$9,266.29
28000	APACHE COUNTY JAIL DIST	2016	\$8,983.54	\$0.00	\$8,983.54
28000	APACHE COUNTY JAIL DIST	2015	\$222.29	\$0.00	\$222.29
28000	APACHE COUNTY JAIL DIST	2014	\$60.46	\$0.00	\$60.46
28000S	Jail District	Total	\$17.14	\$0.00	\$17.14
28000S	Jail District	2013	\$8.50	\$0.00	\$8.50
28000S	Jail District	2012	\$7.59	\$0.00	\$7.59
28000S	Jail District	2011	\$0.53	\$0.00	\$0.53
28000S	Jail District	2010	\$0.52	\$0.00	\$0.52
28002	APACHE COUNTY JAIL DIST - JUVENILE	Total	\$4,157.91	\$0.00	\$4,157.91
28002	APACHE COUNTY JAIL DIST - JUVENILE	2016	\$4,038.10	\$0.00	\$4,038.10
28002	APACHE COUNTY JAIL DIST - JUVENILE	2015	\$92.13	\$0.00	\$92.13
28002	APACHE COUNTY JAIL DIST - JUVENILE	2014	\$27.68	\$0.00	\$27.68
28002S	Juvenile Jail District	Total	\$7.27	\$0.00	\$7.27
28002S	Juvenile Jail District	2013	\$3.95	\$0.00	\$3.95
28002S	Juvenile Jail District	2012	\$2.84	\$0.00	\$2.84
28002S	Juvenile Jail District	2011	\$0.22	\$0.00	\$0.22
28002S	Juvenile Jail District	2010	\$0.26	\$0.00	\$0.26

28003	CID CONCHO WASTEWATER	Total	\$1,043.24	\$0.00	\$1,043.24
28003	CID CONCHO WASTEWATER	2016	\$958.24	\$0.00	\$958.24
28003	CID CONCHO WASTEWATER	2015	\$85.00	\$0.00	\$85.00
29999	APACHE COUNTY PUBLIC HEALTH DIST	Total	\$9,047.41	\$0.00	\$9,047.41
29999	APACHE COUNTY PUBLIC HEALTH DIST	2016	\$8,808.39	\$0.00	\$8,808.39
29999	APACHE COUNTY PUBLIC HEALTH DIST	2015	\$200.93	\$0.00	\$200.93
29999	APACHE COUNTY PUBLIC HEALTH DIST	2014	\$38.09	\$0.00	\$38.09
29999S	Public Health District	Total	\$10.84	\$0.00	\$10.84
29999S	Public Health District	2013	\$5.41	\$0.00	\$5.41
29999S	Public Health District	2012	\$4.65	\$0.00	\$4.65
29999S	Public Health District	2011	\$0.37	\$0.00	\$0.37
29999S	Public Health District	2010	\$0.41	\$0.00	\$0.41
30000	NORTHERN AZ VIT	Total	\$36.33	\$0.00	\$36.33
30000	NORTHERN AZ VIT	2015	\$26.06	\$0.00	\$26.06
30000	NORTHERN AZ VIT	2014	\$10.27	\$0.00	\$10.27
30000E	NORTHERN AZ VIT	Total	\$949.76	\$0.00	\$949.76
30000E	NORTHERN AZ VIT	2016	\$949.76	\$0.00	\$949.76
30000S	Northern Arizona VIT	Total	\$2.23	\$0.00	\$2.23
30000S	Northern Arizona VIT	2013	\$1.51	\$0.00	\$1.51
30000S	Northern Arizona VIT	2012	\$0.72	\$0.00	\$0.72
30001	NATIVE	Total	\$6.87	\$0.00	\$6.87
30001	NATIVE	2015	\$5.77	\$0.00	\$5.77
30001	NATIVE	2014	\$1.10	\$0.00	\$1.10
30001E	NATIVE	Total	\$765.07	\$0.00	\$765.07
30001E	NATIVE	2016	\$765.07	\$0.00	\$765.07
30001S	Northeast AZ Tech Inst Of Voc Educ	Total	\$1.09	\$0.00	\$1.09
30001S	Northeast AZ Tech Inst Of Voc Educ	2013	\$0.36	\$0.00	\$0.36
30001S	Northeast AZ Tech Inst Of Voc Educ	2012	\$0.47	\$0.00	\$0.47
30001S	Northeast AZ Tech Inst Of Voc Educ	2011	\$0.13	\$0.00	\$0.13
30001S	Northeast AZ Tech Inst Of Voc Educ	2010	\$0.13	\$0.00	\$0.13
52000S	Apache Co Override	Total	\$2.65	\$0.00	\$2.65
52000S	Apache Co Override	2011	\$1.32	\$0.00	\$1.32
52000S	Apache Co Override	2010	\$1.33	\$0.00	\$1.33
56000	POST SECONDARY EDUC	Total	\$6,448.54	\$0.00	\$6,448.54
56000	POST SECONDARY EDUC	2016	\$6,288.50	\$0.00	\$6,288.50
56000	POST SECONDARY EDUC	2015	\$129.80	\$0.00	\$129.80
56000	APACHE COUNTY POST SECONDARY EDUC	2014	\$30.24	\$0.00	\$30.24

57001	SD #1 BUDGET OVERRIDES	Total	\$2,368.42	\$0.00	\$2,368.42
57001	SD #1 BUDGET OVERRIDES	2016	\$2,236.83	\$0.00	\$2,236.83
57001	SD #1 BUDGET OVERRIDES	2015	\$106.14	\$0.00	\$106.14
57001	SD #1 BUDGET OVERRIDES	2014	\$25.45	\$0.00	\$25.45
57001S	SJUSD #1 Budget Override	Total	\$6.00	\$0.00	\$6.00
57001S	SJUSD #1 Budget Override	2013	\$3.89	\$0.00	\$3.89
57001S	SJUSD #1 Budget Override	2012	\$2.11	\$0.00	\$2.11
57010	SD #10 BUDGET OVERRIDES	Total	\$3,005.23	\$0.00	\$3,005.23
57010	SD #10 BUDGET OVERRIDES	2016	\$2,937.08	\$0.00	\$2,937.08
57010	SD #10 BUDGET OVERRIDES	2015	\$38.29	\$0.00	\$38.29
57010	SD #10 BUDGET OVERRIDES	2014	\$29.86	\$0.00	\$29.86
57010S	RVUSD #10 Budget Override	Total	\$5.09	\$0.00	\$5.09
57010S	RVUSD #10 Budget Override	2013	\$4.79	\$0.00	\$4.79
57010S	RVUSD #10 Budget Override	2012	\$0.30	\$0.00	\$0.30
58000	APACHE COUNTY JR COLLEGE TUITION	Total	\$13,824.84	\$0.00	\$13,824.84
58000	JR COLLEGE TUITION	2016	\$13,407.93	\$0.00	\$13,407.93
58000	JR COLLEGE TUITION	2015	\$331.76	\$0.00	\$331.76
58000	APACHE COUNTY JR COLLEGE TUITION	2014	\$85.15	\$0.00	\$85.15
75006	SD #6 CLASS B BONDS	Total	\$2,146.79	\$0.00	\$2,146.79
75006	SD #6 CLASS B BONDS	2016	\$2,059.81	\$0.00	\$2,059.81
75006	SD #6 CLASS B BONDS	2015	\$62.85	\$0.00	\$62.85
75006	SD #6 CLASS B BONDS	2014	\$24.13	\$0.00	\$24.13
77006S	Concho School Class B Bond	Total	\$2.02	\$0.00	\$2.02
77006S	Concho School Class B Bond	2013	\$2.02	\$0.00	\$2.02
77008	SD #8 CLASS B BONDS	Total	\$20,193.92	\$0.00	\$20,193.92
77008	SD #8 CLASS B BONDS	2016	\$20,193.92	\$0.00	\$20,193.92
77010	SD #10 CLASS B BONDS	Total	\$1,863.79	\$0.00	\$1,863.79
77010	SD #10 CLASS B BONDS	2016	\$1,800.22	\$0.00	\$1,800.22
77010	SD #10 CLASS B BONDS	2015	\$43.14	\$0.00	\$43.14
77010	SD #10 CLASS B BONDS	2014	\$20.43	\$0.00	\$20.43
77010S	RVUSD Class B Bond	Total	\$5.53	\$0.00	\$5.53
77010S	RVUSD Class B Bond	2013	\$4.64	\$0.00	\$4.64
77010S	RVUSD Class B Bond	2012	\$0.89	\$0.00	\$0.89
200350	County -JUNIOR COLLEGE	Total	\$10.09	\$0.00	\$10.09
200350	County -JUNIOR COLLEGE	2012	\$8.89	\$0.00	\$8.89
200350	County -JUNIOR COLLEGE	2011	\$0.63	\$0.00	\$0.63
200350	County -JUNIOR COLLEGE	2010	\$0.57	\$0.00	\$0.57

200351	County -POST SECONDARY EDUCATION	Total	\$5.96	\$0.00	\$5.96
200351	County -POST SECONDARY EDUCATION	2012	\$5.32	\$0.00	\$5.32
200351	County -POST SECONDARY EDUCATION	2011	\$0.30	\$0.00	\$0.30
200351	County -POST SECONDARY EDUCATION	2010	\$0.34	\$0.00	\$0.34

Ganado Fire District
Reconciliation Summary
Wildland Account - Bank of Amer, Period Ending 03/31/2017

	Mar 31, 17	
Beginning Balance		792.49
Cleared Transactions		
Checks and Payments - 66 items	-5,494.84	
Deposits and Credits - 9 items	8,850.54	
Total Cleared Transactions	3,355.70	
Cleared Balance		<u>4,148.19</u>
Uncleared Transactions		
Checks and Payments - 3 items	-303.21	
Deposits and Credits - 2 items	4,278.45	
Total Uncleared Transactions	3,975.24	
Register Balance as of 03/31/2017		<u>8,123.43</u>
New Transactions		
Checks and Payments - 1 item	-640.00	
Deposits and Credits - 1 item	6,000.00	
Total New Transactions	5,360.00	
Ending Balance		<u>13,483.43</u>

Ganado Fire District
Reconciliation Detail
Wildland Account - Bank of Amer, Period Ending 03/31/2017

Type	Date	Num	Name	Clr	Amount	Balance
Beginning Balance						792.49
Cleared Transactions						
Checks and Payments - 66 items						
Check	03/01/2017	debit	Hotels.com	X	-214.26	-214.26
Check	03/01/2017	debit	Cellular Call Center	X	-50.45	-264.71
Check	03/01/2017	debit	Burger King - Burnsi...	X	-18.90	-283.61
Check	03/01/2017	debit	Adobe Software	X	-15.90	-299.51
Check	03/02/2017	debit	Vonage	X	-41.39	-340.90
Check	03/02/2017	debit	Amazon.com	X	-23.88	-364.78
Check	03/02/2017	debit	Day Custom Autom...	X	-8.40	-373.18
Check	03/03/2017	debit	Amazon.com	X	-33.50	-406.68
Check	03/03/2017	debit	Amazon.com	X	-23.98	-430.66
Check	03/03/2017	debit	Navajo Tractor & Tr...	X	-13.56	-444.22
Check	03/03/2017	debit	SONIC DRIVE	X	-12.79	-457.01
Check	03/06/2017	debit	Paypal	X	-53.30	-510.31
Check	03/06/2017	debit	APPLEBEES	X	-49.38	-559.69
Check	03/06/2017	debit	National Registry of ...	X	-15.00	-574.69
Check	03/06/2017	debit	Mora's Conoco	X	-11.19	-585.88
Check	03/07/2017	debit	Paypal	X	-86.07	-671.95
Check	03/07/2017	debit	Northland Pioneer C...	X	-56.95	-728.90
Check	03/07/2017	debit	Burger King - Burnsi...	X	-9.40	-738.30
Check	03/08/2017	debit	Cellularone of NE Ar...	X	-197.87	-936.17
Check	03/08/2017	debit	Chevron	X	-13.00	-949.17
Check	03/08/2017	debit	Ty Automotives	X	-10.00	-959.17
Check	03/09/2017	debit	El Rancho	X	-98.99	-1,058.16
Check	03/09/2017	debit	The Chinese Kitch...	X	-9.24	-1,067.40
Check	03/10/2017	debit	Overhead Door Com...	X	-646.15	-1,713.55
Check	03/10/2017	debit	MCDONALDS	X	-35.93	-1,749.48
Check	03/13/2017	debit	Brickhouse Elecrtion	X	-49.98	-1,799.46
Check	03/13/2017	debit	Mora's Conoco	X	-17.37	-1,816.83
Check	03/13/2017	debit	MUSTANG	X	-15.23	-1,832.06
Check	03/14/2017	debit	Adobe Software	X	-10.60	-1,842.66
Check	03/15/2017	debit	hughesnet.com	X	-71.33	-1,913.99
Check	03/15/2017	debit	Burger King - Burnsi...	X	-58.00	-1,971.99
Check	03/15/2017	debit	Nexia Intelligence	X	-29.97	-2,001.96
Check	03/15/2017	debit	Burger King - Burnsi...	X	-5.43	-2,007.39
Check	03/16/2017	debit	American Safety am...	X	-697.21	-2,704.60
Check	03/16/2017	debit	Navajo Tribal Utility ...	X	-150.49	-2,855.09
Check	03/16/2017	debit	Rainbow	X	-125.84	-2,980.93
Check	03/16/2017	debit	Rimrock	X	-42.69	-3,023.62
Check	03/16/2017	debit	WALMART	X	-39.78	-3,063.40
Check	03/16/2017	debit	MCDONALDS	X	-21.57	-3,084.97
Check	03/16/2017	debit	Bashas-WR	X	-13.92	-3,098.89
Check	03/16/2017	debit	Bashas-WR	X	-13.91	-3,112.80
Check	03/17/2017	debit	Amazon.com	X	-558.00	-3,670.80
Check	03/17/2017	deposit	Amazon.com	X	-381.95	-4,052.75
Check	03/17/2017	debit	super Bright LEDs	X	-235.90	-4,288.65
Check	03/17/2017	debit	DOMINO'S PIZZA	X	-70.30	-4,358.95
Check	03/17/2017	debit	Golden Corral	X	-26.82	-4,385.77
Check	03/17/2017	debit	Amazon.com	X	-5.12	-4,390.89
Check	03/20/2017	debit	GODADDY.COM	X	-15.90	-4,406.79
Check	03/20/2017	debit	MyLife	X	-14.95	-4,421.74
Check	03/20/2017	debit	Gallup Independent	X	-11.50	-4,433.24
Check	03/20/2017	debit	MyLife	X	-0.45	-4,433.69
Check	03/21/2017	debit	Expedia	X	-203.10	-4,636.79
Check	03/21/2017	debit	MUSTANG	X	-28.98	-4,665.77
Check	03/21/2017	debit	Subway - WR	X	-24.68	-4,690.45
Check	03/21/2017	debit	TA Truck Stop	X	-16.78	-4,707.23
Check	03/22/2017	debit	Navajo Tribal Utility ...	X	-334.69	-5,041.92
Check	03/22/2017	debit	Bashas-WR	X	-150.56	-5,192.48
Check	03/22/2017	debit	Mora's Conoco	X	-15.00	-5,207.48
Check	03/22/2017	debit	Amazon.com	X	-10.60	-5,218.08
Check	03/23/2017	debit	Mora's Conoco	X	-82.03	-5,300.11
Check	03/23/2017	debit	Mora's Conoco	X	-23.48	-5,323.59
Check	03/23/2017	debit	Google Inc.	X	-9.59	-5,333.18
Check	03/23/2017	debit	MCDONALDS	X	-7.48	-5,340.66
Check	03/27/2017	debit	Brickhouse Elecrtion	X	-24.99	-5,365.65
Check	03/28/2017	debit	Navajo Tractor & Tr...	X	-50.00	-5,415.65

**Ganado Fire District
Reconciliation Detail
Wildland Account - Bank of Amer, Period Ending 03/31/2017**

Type	Date	Num	Name	Clr	Amount	Balance
Check	03/31/2017	debit	Dell - Chicago, IL	X	-79.19	-5,494.84
Total Checks and Payments					-5,494.84	-5,494.84
Deposits and Credits - 9 items						
Bill	03/01/2017	Emerg...	Ganado Fire District	X	8,000.00	8,000.00
Deposit	03/08/2017	deposit		X	60.00	8,060.00
Deposit	03/08/2017	Deposit		X	80.00	8,140.00
Deposit	03/08/2017	deposit		X	100.00	8,240.00
Deposit	03/13/2017	deposit		X	440.00	8,680.00
Deposit	03/20/2017	deposit		X	97.25	8,777.25
Deposit	03/27/2017	deposit		X	38.90	8,816.15
Deposit	03/28/2017	deposit		X	30.15	8,846.30
Deposit	03/29/2017	deposit		X	4.24	8,850.54
Total Deposits and Credits					8,850.54	8,850.54
Total Cleared Transactions					3,355.70	3,355.70
Cleared Balance					3,355.70	4,148.19
Uncleared Transactions						
Checks and Payments - 3 items						
General Journal	04/17/2014	ADJ 1...	LOWE'S		-30.51	-30.51
General Journal	05/21/2014	ADJ 1...	WALMART		-132.70	-163.21
General Journal	06/30/2016	ADJ 1...			-140.00	-303.21
Total Checks and Payments					-303.21	-303.21
Deposits and Credits - 2 items						
General Journal	07/26/2011	1402R	Burger King - Burns...		26.87	26.87
Deposit	11/01/2016				4,251.58	4,278.45
Total Deposits and Credits					4,278.45	4,278.45
Total Uncleared Transactions					3,975.24	3,975.24
Register Balance as of 03/31/2017					7,330.94	8,123.43
New Transactions						
Checks and Payments - 1 item						
Bill Pmt -Check	04/04/2017	1289	Kevin G. Bernally Sr.		-640.00	-640.00
Total Checks and Payments					-640.00	-640.00
Deposits and Credits - 1 item						
Bill	04/18/2017	Emerg...	Ganado Fire District		6,000.00	6,000.00
Total Deposits and Credits					6,000.00	6,000.00
Total New Transactions					5,360.00	5,360.00
Ending Balance					12,690.94	13,483.43



P.O. Box 15284
Wilmington, DE 19850

Customer service information

1.888.BUSINESS (1.888.287.4637)

bankofamerica.com

Bank of America, N.A.
P.O. Box 25118
Tampa, FL 33622-5118

GANADO FIRE DISTRICT
PO BOX 718
GANADO, AZ 86505-0718

Your Business Economy Checking

for March 1, 2017 to March 31, 2017

Account number: 0042 7585 7945

GANADO FIRE DISTRICT

Account summary

Beginning balance on March 1, 2017	\$792.49
Deposits and other credits	8,850.54
Withdrawals and other debits	-5,494.39
Checks	-0.00
Service fees	-0.45
Ending balance on March 31, 2017	\$4,148.19

of deposits/credits: 9
of withdrawals/debits: 66
of deposited items: 6
of days in cycle: 31
Average ledger balance: \$6,224.04



Small Business
Online Banking

TIP OF THE MONTH

Banking at your fingertips

Our **Mobile Banking app**¹ can help you gain more control.

Text **BizAPP** to **226526** to download the app.² By texting us, you agree to receive an automated text message reply. Not a condition of purchasing any products or services.

¹ Mobile Banking requires enrollment through the Mobile Banking app, Mobile website or Online Banking. Enrollment through the Mobile Banking app is not available on all devices. View the Online Banking Service Agreement at bankofamerica.com/serviceagreement for more information. Data connection required. Wireless carrier fees may apply. ² For the text message, supported carriers include but are not limited to AT&T, Verizon Wireless, T-Mobile®, MetroPCS, Sprint, Boost, Virgin Mobile USA, Cincinnati Bell, U.S. Cellular®, Text **STOP** to 226526 to cancel and text **HELP** to 226526 for help. ©2017 Bank of America Corporation. | ARPH6MVV | SSM-10-16-0611.B



IMPORTANT INFORMATION: BANK DEPOSIT ACCOUNTS

Updating your contact information - We encourage you to keep your contact information up-to-date. This includes address, email and phone number. If your information has changed, the easiest way to update it is by visiting the Help & Support tab of Online Banking. Or, you can call our Customer Service team.

Deposit agreement - When you opened your account, you received a deposit agreement and fee schedule and agreed that your account would be governed by the terms of these documents, as we may amend them from time to time. These documents are part of the contract for your deposit account and govern all transactions relating to your account, including all deposits and withdrawals. Copies of both the deposit agreement and fee schedule which contain the current version of the terms and conditions of your account relationship may be obtained at our financial centers.

Electronic transfers: In case of errors or questions about your electronic transfers - If you think your statement or receipt is wrong or you need more information about an electronic transfer (e.g., ATM transactions, direct deposits or withdrawals, point-of-sale transactions) on the statement or receipt, telephone or write us at the address and number listed on the front of this statement as soon as you can. We must hear from you no later than 60 days after we sent you the FIRST statement on which the error or problem appeared.

- Tell us your name and account number.
- Describe the error or transfer you are unsure about, and explain as clearly as you can why you believe there is an error or why you need more information.
- Tell us the dollar amount of the suspected error.

For consumer accounts used primarily for personal, family or household purposes, we will investigate your complaint and will correct any error promptly. If we take more than 10 business days (10 calendar days if you are a Massachusetts customer) (20 business days if you are a new customer, for electronic transfers occurring during the first 30 days after the first deposit is made to your account) to do this, we will credit your account for the amount you think is in error, so that you will have use of the money during the time it will take to complete our investigation.

For other accounts, we investigate, and if we find we have made an error, we credit your account at the conclusion of our investigation.

Reporting other problems - You must examine your statement carefully and promptly. You are in the best position to discover errors and unauthorized transactions on your account. If you fail to notify us in writing of suspected problems or an unauthorized transaction within the time period specified in the deposit agreement (which periods are no more than 60 days after we make the statement available to you and in some cases are 30 days or less), we are not liable to you for, and you agree to not make a claim against us for the problems or unauthorized transactions.

Direct deposits - If you have arranged to have direct deposits made to your account at least once every 60 days from the same person or company, you may call us at the telephone number listed on the front of this statement to find out if the deposit was made as scheduled. You may also review your activity online or visit a financial center for information.

© 2017 Bank of America Corporation

Bank of America, N.A. Member FDIC and  Equal Housing Lender

Deposits and other credits

Date	Description	Amount
03/01/17	BKOFAMERICA MOBILE 03/02 3529939867 DEPOSIT *MOBILE NM	8,000.00
03/08/17	BKOFAMERICA MOBILE 03/08 3532446897 DEPOSIT *MOBILE NM	100.00
03/08/17	BKOFAMERICA MOBILE 03/08 3532447593 DEPOSIT *MOBILE NM	80.00
03/08/17	BKOFAMERICA MOBILE 03/08 3532448200 DEPOSIT *MOBILE NM	60.00
03/13/17	BKOFAMERICA MOBILE 03/13 3533706875 DEPOSIT *MOBILE NM	440.00
03/20/17	Square Inc DES:170318P2 ID:L202202272316 INDN:Dewayne Woodie CO ID:9424300002 PPD	97.25
03/27/17	Square Inc DES:170325P2 ID:L202204279218 INDN:Dewayne Woodie CO ID:9424300002 PPD	38.90
03/28/17	Square Inc DES:170328P2 ID:L202204885810 INDN:Dewayne Woodie CO ID:9424300002 PPD	30.15
03/29/17	BKOFAMERICA MOBILE 03/29 3538840315 DEPOSIT *MOBILE NM	4.24

Total deposits and other credits **\$8,850.54**

Withdrawals and other debits

Date	Description	Amount
Card account # XXXX XXXX XXXX 2202		
03/01/17	CHECKCARD 0227 CELLULAR CALL CENTER 928-537-0690 AZ 24692167059000189344229 CKCD 4812 XXXXXXXXXXXXX2202 XXXX XXXX XXXX 2202	-50.45
03/01/17	CHECKCARD 0227 ADOBE *ACROPRO SUBS 800-833-6687 CA 24610437059004033242957 RECURRING CKCD 5734 XXXXXXXXXXXXX2202 XXXX XXXX XXXX 2202	-15.90
03/02/17	CHECKCARD 0301 AMAZON MKTPLACE PMTS AMAZON MKTPLAWA 24692167060000148326777 CKCD 5942 XXXXXXXXXXXXX2202 XXXX XXXX XXXX 2202	-23.88
03/02/17	CHECKCARD 0301 VONAGE *PRICE+TAXES 866-243-4357 NJ 24692167060000126214086 RECURRING CKCD 4814 XXXXXXXXXXXXX2202 XXXX XXXX XXXX 2202	-41.39
03/03/17	CHECKCARD 0302 AMAZON MKTPLACE PMTS AMZN.COM/BILLWA 24692167061000898041104 CKCD 5942 XXXXXXXXXXXXX2202 XXXX XXXX XXXX 2202	-23.98
03/03/17	CHECKCARD 0302 AMAZON MKTPLACE PMTS AMZN.COM/BILLWA 24692167061000896128077 CKCD 5942 XXXXXXXXXXXXX2202 XXXX XXXX XXXX 2202	-33.50
03/06/17	MORAS GROCERY 03/06 #000651108 PURCHASE MORAS GROCERY GANADO AZ	-11.19

continued on the next page

Celebrate 20 years of Museums on Us®

During the first full weekend of every month, just show your Bank of America® debit or credit card and a photo ID for **one free general admission** to more than 150 cultural institutions.

Learn more at bankofamerica.com/artsonus.

Make a date
with your
favorite museum

Withdrawals and other debits - continued

Date	Description	Amount
03/07/17	CHECKCARD 0306 BURGER KING #14580 GANADO AZ 24186167066200799301296 CKCD 5814 XXXXXXXXXXXX2202 XXXX XXXX XXXX 2202	-9.40
03/08/17	CHECKCARD 0307 CELLULARONE OSG 928-537-0690 AZ 24692167066000745632951 CKCD 4812 XXXXXXXXXXXX2202 XXXX XXXX XXXX 2202	-197.87
03/10/17	CHECKCARD 0308 OVERHEAD DOOR COMPANY 5053443667 NM 24761977068286039400140 CKCD 5046 XXXXXXXXXXXX2202 XXXX XXXX XXXX 2202	-646.15
03/13/17	CHECKCARD 0311 BRICKHOUSE SECURITY 212-643-7449 NY 24765017071200689181732 CKCD 7393 XXXXXXXXXXXX2202 XXXX XXXX XXXX 2202	-49.98
03/13/17	MORAS GROCERY 03/12 #000883992 PURCHASE MORAS GROCERY GANADO AZ	-17.37
03/14/17	CHECKCARD 0312 ADOBE *PHOTOGRAPHY PLAN 800-833-6687 CA 24610437072004014658083 RECURRING CKCD 5734 XXXXXXXXXXXX2202 XXXX XXXX XXXX 2202	-10.60
03/15/17	CHECKCARD 0315 BURGER KING #14580 GANADO AZ 24186167074200799300678 CKCD 5814 XXXXXXXXXXXX2202 XXXX XXXX XXXX 2202	-58.00
03/15/17	CHECKCARD 0315 BURGER KING #14580 GANADO AZ 24186167074200799300744 CKCD 5814 XXXXXXXXXXXX2202 XXXX XXXX XXXX 2202	-5.43
03/16/17	CHECKCARD 0316 NTUA-BILL-PAYMENT 928-529-5721 AZ 24692167075000050422880 CKCD 4900 XXXXXXXXXXXX2202 XXXX XXXX XXXX 2202	-150.49
03/16/17	CHECKCARD 0315 AMERICAN SAFETY AND HEA 541-3447099 OR 24717057075130755848362 CKCD 8299 XXXXXXXXXXXX2202 XXXX XXXX XXXX 2202	-697.21
03/16/17	RIMROCK 03/16 #000219676 PURCHASE RIMROCK TSE BONITO NM	-42.69
03/16/17	Wal-Mart Super 03/16 #000656896 PURCHASE 0906 WAL-SAMS GALLUP NM	-39.78
03/16/17	BASHAS' #035 03/16 #000462531 PURCHASE HWY 264 & NR12 WINDOW ROCK AZ	-13.91
03/16/17	BASHAS' #035 03/16 #000718291 PURCHASE HWY 264 & NR12 WINDOW ROCK AZ	-13.92
03/17/17	CHECKCARD 0316 AMAZON MKTPLACE PMTS AMAZON MKTPLAWA 24692167075000216535831 CKCD 5942 XXXXXXXXXXXX2202 XXXX XXXX XXXX 2202	-558.00
03/17/17	CHECKCARD 0317 AMAZON MKTPLACE PMTS AMAZON MKTPLAWA 24692167076000582837208 CKCD 5942 XXXXXXXXXXXX2202 XXXX XXXX XXXX 2202	-5.12
03/17/17	CHECKCARD 0315 WWW.SUPERBRIGHTLEDS.CO 314-972-6200 MO 24492157075637000840126 RECURRING CKCD 5065 XXXXXXXXXXXX2202 XXXX XXXX XXXX 2202	-235.90
03/17/17	CHECKCARD 0316 AMAZON.COM AMZN.COM/BIL AMZN.COM/BILLWA 24431067075083759815362 CKCD 5942 XXXXXXXXXXXX2202 XXXX XXXX XXXX 2202	-381.95
03/17/17	CHECKCARD 0316 DOMINO'S 9300 575-637-3030 NM 24445007076000748752539 CKCD 5814 XXXXXXXXXXXX2202 XXXX XXXX XXXX 2202	-70.30
03/17/17	CHECKCARD 0316 GOLDEN CORRAL 698 GALLUP NM 24445007076000748752612 CKCD 5812 XXXXXXXXXXXX2202 XXXX XXXX XXXX 2202	-26.82
03/20/17	CHECKCARD 0317 MYLIFE * PPL SRCH 8887041900 74766687076710900884301 CKCD 7299 XXXXXXXXXXXX2202 XXXX XXXX XXXX 2202	-14.95
03/20/17	CHECKCARD 0317 PAYPAL *GALLUPINDEP 402-935-7733 CA 24492157076894605665833 CKCD 8699 XXXXXXXXXXXX2202 XXXX XXXX XXXX 2202	-11.50
03/20/17	CHECKCARD 0319 DNH*GODADDY.COM 480-5058855 AZ 24906417078037238381909 RECURRING CKCD 4816 XXXXXXXXXXXX2202 XXXX XXXX XXXX 2202	-15.90
03/21/17	MUSTANG #7252 03/21 #000098734 PURCHASE MUSTANG #7252 GANADO AZ	-28.98
03/22/17	CHECKCARD 0321 EXPEDIA7253421459269 EXPEDIA.COM WA 24692167080000256843817 CKCD 4722 XXXXXXXXXXXX2202 XXXX XXXX XXXX 2202	-203.10
03/22/17	CHECKCARD 0322 NTUA-BILL-PAYMENT 928-529-5721 AZ 24692167081000673242204 CKCD 4900 XXXXXXXXXXXX2202 XXXX XXXX XXXX 2202	-334.69
03/22/17	CHECKCARD 0322 AMAZON DIGITAL SVCS 866 866-216-1072 WA 24431067081083701921542 CKCD 5735 XXXXXXXXXXXX2202 XXXX XXXX XXXX 2202	-10.60

continued on the next page

Withdrawals and other debits - continued

Date	Description	Amount
03/23/17	CHECKCARD 0322 GOOGLE *AVG UK 855-492-5538 CA 24692167081000839309160 RECURRING CKCD 5968 XXXXXXXXXXXXX2202 XXXX XXXX XXXX 2202	-9.59
03/27/17	CHECKCARD 0325 BRICKHOUSE SECURITY 212-643-7449 NY 24765017085200790208253 CKCD 7393 XXXXXXXXXXXXX2202 XXXX XXXX XXXX 2202	-24.99
03/28/17	CHECKCARD 0327 NAVAJO TRACTOR GALLUP NM 24013397086004066210190 CKCD 5533 XXXXXXXXXXXX2202 XXXX XXXX XXXX 2202	-50.00
03/31/17	CHECKCARD 0331 DELL SALES & SERVICE 866-393-9460 TX 24692167090000000274838 CKCD 5045 XXXXXXXXXXXXX2202 XXXX XXXX XXXX 2202	-79.19
Subtotal for card account # XXXX XXXX XXXX 2202		-\$4,214.67
Card account # XXXX XXXX XXXX 2210		
03/01/17	CHECKCARD 0228 BURGER KING #14580 GANADO AZ 24186167060200799301680 CKCD 5814 XXXXXXXXXXXXX2210 XXXX XXXX XXXX 2210	-18.90
03/01/17	CHECKCARD 0228 HOTELS.COM HOTELS.COM WA 24692167060000620295599 CKCD 4722 XXXXXXXXXXXX2210 XXXX XXXX XXXX 2210	-214.26
03/02/17	DAY CUSTOMS AU 03/02 #000421908 PURCHASE DAY CUSTOMS AUTOM WINDOW ROCK AZ	-8.40
03/03/17	CHECKCARD 0302 NAVAJO TRACTOR GALLUP NM 24013397061000243248094 CKCD 5533 XXXXXXXXXXXX2210 XXXX XXXX XXXX 2210	-13.56
03/03/17	CHECKCARD 0302 SONIC DRIVE IN #2129 GALLUP NM 24427337061720056934557 CKCD 5814 XXXXXXXXXXXXX2210 XXXX XXXX XXXX 2210	-12.79
03/06/17	CHECKCARD 0302 APPLEBEES GALL46246179 GALLUP NM 24164077062957021534595 CKCD 5812 XXXXXXXXXXXXX2210 XXXX XXXX XXXX 2210	-49.38
03/06/17	CHECKCARD 0302 PAYPAL *AMAUTOPARTS 402-935-7733 MA 24492157062894133166516 CKCD 5533 XXXXXXXXXXXXX2210 XXXX XXXX XXXX 2210	-53.30
03/06/17	CHECKCARD 0305 NATIONAL REGISTRY EMT 614-888-4484 OH 24692167064000585073680 CKCD 8398 XXXXXXXXXXXXX2210 XXXX XXXX XXXX 2210	-15.00
03/07/17	CHECKCARD 0306 NORTHLAND PIONEER COLLE 800-609-8056 AZ 24789307065471201467637 CKCD 8220 XXXXXXXXXXXXX2210 XXXX XXXX XXXX 2210	-56.95
03/07/17	CHECKCARD 0306 PAYPAL *WPSG TFS OS 402-935-7733 PA 24492157065894247757512 CKCD 5941 XXXXXXXXXXXXX2210 XXXX XXXX XXXX 2210	-86.07
03/08/17	CHECKCARD 0307 SQ *TYS AUTOMOTIVE Gallup NM 24692167066000048471388 CKCD 8999 XXXXXXXXXXXXX2210 XXXX XXXX XXXX 2210	-10.00
03/08/17	CHECKCARD 0308 CHEVRON 0205643 WINDOW ROCK AZ 24692167067000205864515 CKCD 5542 XXXXXXXXXXXXX2210 XXXX XXXX XXXX 2210	-13.00
03/09/17	CHECKCARD 0307 THE CHINESE KITCHEN GALLUP NM 24054497067980020268526 CKCD 5812 XXXXXXXXXXXXX2210 XXXX XXXX XXXX 2210	-9.24
03/09/17	CHECKCARD 0308 EL RANCHO HOLBROOK INC HOLBROOK AZ 24755427068120683679200 CKCD 5812 XXXXXXXXXXXXX2210 XXXX XXXX XXXX 2210	-98.99
03/10/17	CHECKCARD 0308 MCDONALD'S F5600 HOLBROOK AZ 24427337068710051802985 CKCD 5814 XXXXXXXXXXXXX2210 XXXX XXXX XXXX 2210	-35.93
03/13/17	CHECKCARD 0311 MUSTANG #7601 WINDOW ROCK AZ 24224437072101035287427 CKCD 5542 XXXXXXXXXXXXX2210 XXXX XXXX XXXX 2210	-15.23
03/15/17	CHECKCARD 0314 HNS*HughesNet.com 866-347-3292 MD 24692167073000945943258 RECURRING CKCD 4899 XXXXXXXXXXXXX2210 XXXX XXXX XXXX 2210	-71.33
03/16/17	CHECKCARD 0314 MCDONALD'S F17571 WINDOW ROCK AZ 24427337074710044110910 CKCD 5814 XXXXXXXXXXXXX2210 XXXX XXXX XXXX 2210	-21.57
03/16/17	CHECKCARD 0315 SAH RAINBOW 602-331-1946 AZ 24692167075000978330637 CKCD 5722 XXXXXXXXXXXX2210 XXXX XXXX XXXX 2210	-125.84

continued on the next page

Withdrawals and other debits - continued

Date	Description	Amount
03/21/17	CHECKCARD 0319 TA HOLBROOK FASTFOOD HOLBROOK AZ 24427337079720005935689 CKCD 5814 XXXXXXXXXXXXX2210 XXXX XXXX XXXX 2210	-16.78
03/21/17	CHECKCARD 0320 SUBWAY 00166710 CHAMBERS AZ 24164077079255030697458 CKCD 5814 XXXXXXXXXXXXX2210 XXXX XXXX XXXX 2210	-24.68
03/22/17	MORAS ALON 03/22 #000323351 PURCHASE MORAS ALON GANADO AZ	-15.00
03/22/17	BASHAS' #035 03/22 #000309833 PURCHASE HWY 264 & NR12 WINDOW ROCK AZ	-150.56
03/23/17	CHECKCARD 0322 MCDONALD'S F17571 WINDOW ROCK AZ 24427337081720064230929 CKCD 5814 XXXXXXXXXXXXX2210 XXXX XXXX XXXX 2210	-7.48
03/23/17	MORAS GROCERY 03/23 #000840928 PURCHASE MORAS GROCERY GANADO AZ	-23.48
03/23/17	MORAS GROCERY 03/23 #000469710 PURCHASE MORAS GROCERY GANADO AZ	-82.03
Subtotal for card account # XXXX XXXX XXXX 2210		-\$1,249.75
Card account # XXXX XXXX XXXX 9522		
03/15/17	CHECKCARD 0314 IR NEXIA INTELLIGENCE L 877-288-7707 TX 24431067074286498001894 CKCD 7399 XXXXXXXXXXXXX9522 XXXX XXXX XXXX 9522	-29.97
Subtotal for card account # XXXX XXXX XXXX 9522		-\$29.97
Total withdrawals and other debits		-\$5,494.39

Service fees

Date	Transaction description	Amount
03/20/17	CHECKCARD 0317 MYLIFE * PPL SRCH 8887041900 74766687076710900884301 CKCD 7299 XXXXXXXXXXXXX2202 INTERNATIONAL TRANSACTION FEE	-0.45
Total service fees		-\$0.45

Note your Ending Balance already reflects the subtraction of Service Fees.

Daily ledger balances

Date	Balance (\$)	Date	Balance(\$)	Date	Balance (\$)
03/01	8,492.98	03/10	7,283.01	03/21	5,065.61
03/02	8,419.31	03/13	7,640.43	03/22	4,351.66
03/03	8,335.48	03/14	7,629.83	03/23	4,229.08
03/06	8,206.61	03/15	7,465.10	03/27	4,242.99
03/07	8,054.19	03/16	6,359.69	03/28	4,223.14
03/08	8,073.32	03/17	5,081.60	03/29	4,227.38
03/09	7,965.09	03/20	5,136.05	03/31	4,148.19

Ganado Fire District
Profit & Loss Budget vs. Actual
 March 2017

	Mar 17	Budget	\$ Over Budget	% of Budget	Mar 18	Mar 19	Mar 20
Ordinary Income/Expense							
Income							
MISCELLANEOUS							
Miscellaneous	0.00	0.00	0.00	0.0%	0.00	0.00	0.00
Rent	345.00	0.00	345.00	100.0%	345.00	345.00	345.00
Training Classes	850.54	0.00	850.54	100.0%	850.54	850.54	850.54
Total MISCELLANEOUS	<u>1,195.54</u>	<u>0.00</u>	<u>1,195.54</u>	<u>100.0%</u>	<u>1,195.54</u>	<u>1,195.54</u>	<u>1,195.54</u>
TAXES							
FDAT	0.00	0.00	0.00	0.0%	0.00	0.00	0.00
Property Tax Revenue	5,388.11	51,154.75	-45,766.64	10.53%	5,388.11	5,388.11	5,388.11
TAXES - Other	0.00	0.00	0.00	0.0%	0.00	0.00	0.00
Total TAXES	<u>5,388.11</u>	<u>51,154.75</u>	<u>-45,766.64</u>	<u>10.53%</u>	<u>5,388.11</u>	<u>5,388.11</u>	<u>5,388.11</u>
Total Income	<u>6,583.65</u>	<u>51,154.75</u>	<u>-44,571.10</u>	<u>12.87%</u>	<u>6,583.65</u>	<u>6,583.65</u>	<u>6,583.65</u>
Gross Profit	6,583.65	51,154.75	-44,571.10	12.87%	6,583.65	6,583.65	6,583.65
Expense							
ADMINISTRATION							
701 - OFFICE EXPENSES							
6560 - Payroll Expenses	190.54	0.00	190.54	100.0%	190.54	190.54	190.54
701a - Office supplies	1,830.72	0.00	1,830.72	100.0%	1,830.72	1,830.72	1,830.72
701c - Business telephone	239.26	0.00	239.26	100.0%	239.26	239.26	239.26
701d - Postage	0.00	0.00	0.00	0.0%	0.00	0.00	0.00
701e - Printing and binding	11.50	0.00	11.50	100.0%	11.50	11.50	11.50
701f - Publishing & advertisement	15.90	0.00	15.90	100.0%	15.90	15.90	15.90
701g - Administrative travel, dues	0.00	0.00	0.00	0.0%	0.00	0.00	0.00
701i - Misc. expenses	0.00	0.00	0.00	0.0%	0.00	0.00	0.00
701 - OFFICE EXPENSES - Other	0.00	1,666.67	-1,666.67	0.0%	0.00	0.00	0.00
Total 701 - OFFICE EXPENSES	<u>2,287.92</u>	<u>1,666.67</u>	<u>621.25</u>	<u>137.28%</u>	<u>2,287.92</u>	<u>2,287.92</u>	<u>2,287.92</u>
702 - PROFESSIONAL SERVICES							
702a - Fire Board Misc Expense	0.00	0.00	0.00	0.0%	0.00	0.00	0.00
702b - Audit and Accounting	0.00	0.00	0.00	0.0%	0.00	0.00	0.00
702g - Professional Services - Misc	0.00	0.00	0.00	0.0%	0.00	0.00	0.00
702 - PROFESSIONAL SERVICES - Other	<u>0.00</u>	<u>1,666.67</u>	<u>-1,666.67</u>	<u>0.0%</u>	<u>0.00</u>	<u>0.00</u>	<u>0.00</u>

Ganado Fire District Profit & Loss Budget vs. Actual March 2017

	Mar 17	Budget	\$ Over Budget	% of Budget	Mar 18	Mar 19	Mar 20
Total 702 · PROFESSIONAL SERVICES	0.00	1,666.67	-1,666.67	0.0%	0.00	0.00	0.00
706 · REPAIRS & MAINTENANCE	823.18				823.18	823.18	823.18
708 · Community Benefits	0.00	0.00	0.00	0.0%	0.00	0.00	0.00
Total ADMINISTRATION	3,111.10	3,333.34	-222.24	93.33%	3,111.10	3,111.10	3,111.10
OPERATIONS							
INSURANCE PROPERTY	0.00	4,166.67	-4,166.67	0.0%	0.00	0.00	0.00
503 · INSURANCE							
503a · Medical, Life, Health, Etc.	0.00	0.00	0.00	0.0%	0.00	0.00	0.00
503c · Unemployment Compensation	328.01	0.00	328.01	100.0%	328.01	328.01	328.01
503 · INSURANCE - Other	0.00	5,083.33	-5,083.33	0.0%	0.00	0.00	0.00
Total 503 · INSURANCE	328.01	5,083.33	-4,755.32	6.45%	328.01	328.01	328.01
601 · FUEL/OIL/LUBE	28.00	3,333.33	-3,305.33	0.84%	28.00	28.00	28.00
602 · REPAIR & MAINTENANCE							
602a · Vehicle Repairs	1,376.31	0.00	1,376.31	100.0%	1,376.31	1,376.31	1,376.31
602b · Equipment Repairs	189.40	0.00	189.40	100.0%	189.40	189.40	189.40
602c · Building Repairs & Maintenance	1,171.15	0.00	1,171.15	100.0%	1,171.15	1,171.15	1,171.15
602d · Home repairs	0.00	0.00	0.00	0.0%	0.00	0.00	0.00
602 · REPAIR & MAINTENANCE - Other	0.00	3,333.33	-3,333.33	0.0%	0.00	0.00	0.00
Total 602 · REPAIR & MAINTENANCE	2,736.86	3,333.33	-596.47	82.11%	2,736.86	2,736.86	2,736.86
604 · OTHER OPERATIONAL EXPENSES							
604a · EMS supplies	0.00	0.00	0.00	0.0%	0.00	0.00	0.00
604b · Station supplies	114.75	0.00	114.75	100.0%	114.75	114.75	114.75
604c · Chemicals	0.00	0.00	0.00	0.0%	0.00	0.00	0.00
604d · Turnout clothing	0.00	0.00	0.00	0.0%	0.00	0.00	0.00
604e · Uniform Clothing	275.81	0.00	275.81	100.0%	275.81	275.81	275.81
604f · Oxygen/air cylinder rental	0.00	0.00	0.00	0.0%	0.00	0.00	0.00
604h · Meals	822.36	0.00	822.36	100.0%	822.36	822.36	822.36
604i · Equipment Rental	0.00	0.00	0.00	0.0%	0.00	0.00	0.00
604 · OTHER OPERATIONAL EXPENSES - Other	0.00	2,333.33	-2,333.33	0.0%	0.00	0.00	0.00
Total 604 · OTHER OPERATIONAL EXPENSES	1,212.92	2,333.33	-1,120.41	51.98%	1,212.92	1,212.92	1,212.92
605 · COMMUNICATIONS							
605a · Communications repairs	0.00	0.00	0.00	0.0%	0.00	0.00	0.00

Ganado Fire District Profit & Loss Budget vs. Actual March 2017

	Mar 17	Budget	\$ Over Budget	% of Budget	Mar 18	Mar 19	Mar 20
605b - Communications equipment	0.00	0.00	0.00	0.0%	0.00	0.00	0.00
605 - COMMUNICATIONS - Other	0.00	250.00	-250.00	0.0%	0.00	0.00	0.00
Total 605 - COMMUNICATIONS	0.00	250.00	-250.00	0.0%	0.00	0.00	0.00
606 - MISC. OPERATIONAL EXPENSES	0.00	0.00	0.00	0.0%	0.00	0.00	0.00
608 - TRAINING EXPENSES							
608b - Travel per diem	0.00	0.00	0.00	0.0%	0.00	0.00	0.00
608c - Tuition	71.95	0.00	71.95	100.0%	71.95	71.95	71.95
608d - Misc. training expenses	0.00	0.00	0.00	0.0%	0.00	0.00	0.00
608e - Motels	417.36	0.00	417.36	100.0%	417.36	417.36	417.36
608 - TRAINING EXPENSES - Other	0.00	166.67	-166.67	0.0%	0.00	0.00	0.00
Total 608 - TRAINING EXPENSES	489.31	166.67	322.64	293.58%	489.31	489.31	489.31
609 - UTILITIES/PHONE	1,591.22	4,166.67	-2,575.45	38.19%	1,591.22	1,591.22	1,591.22
Total OPERATIONS	6,386.32	22,833.33	-16,447.01	27.97%	6,386.32	6,386.32	6,386.32
500 - PERSONNEL							
501 - SALARIES & WAGES							
501a - CAREER PERSONNEL							
501a.1 - Fire Chief	4,000.00	4,000.00	0.00	100.0%	4,000.00	4,000.00	4,000.00
501a.2 - Administrator Personnel							
501a.2a - Administrative Assistant	2,160.01	2,160.00	0.01	100.0%	2,160.01	2,160.01	2,160.01
501a.2b - Office Clerk	829.15	772.80	56.35	107.29%	829.15	829.15	829.15
501a.2 - Administrator Personnel - Other	0.00	0.00	0.00	0.0%	0.00	0.00	0.00
Total 501a.2 - Administrator Personnel	2,989.16	2,932.80	56.36	101.92%	2,989.16	2,989.16	2,989.16
501a.3 - Ganado Personnel							
501a.3a - Lieutenant	2,312.00	2,312.00	0.00	100.0%	2,312.00	2,312.00	2,312.00
501a.3b - Firefighter/EMT	1,621.20	1,544.00	77.20	105.0%	1,621.20	1,621.20	1,621.20
501a.3c - Part Time Volunteer	1,713.57	769.24	944.33	222.76%	1,713.57	1,713.57	1,713.57
501a.3 - Ganado Personnel - Other	0.00	0.00	0.00	0.0%	0.00	0.00	0.00
Total 501a.3 - Ganado Personnel	5,646.77	4,625.24	1,021.53	122.09%	5,646.77	5,646.77	5,646.77
501a.4 - Klagetoh Personnel							
501a.4a - Lieutenant	2,216.00	2,216.00	0.00	100.0%	2,216.00	2,216.00	2,216.00
501a.4 - Klagetoh Personnel - Other	0.00	0.00	0.00	0.0%	0.00	0.00	0.00
Total 501a.4 - Klagetoh Personnel	2,216.00	2,216.00	0.00	100.0%	2,216.00	2,216.00	2,216.00

Ganado Fire District Profit & Loss Budget vs. Actual March 2017

	Mar 17	Budget	\$ Over Budget	% of Budget	Mar 18	Mar 19	Mar 20
501a.5 · Steamboat Personnel							
501a.5a · Lieutenant	2,184.00	2,184.00	0.00	100.0%	2,184.00	2,184.00	2,184.00
501a.5 · Steamboat Personnel - Other	0.00	0.00	0.00	0.0%	0.00	0.00	0.00
Total 501a.5 · Steamboat Personnel	2,184.00	2,184.00	0.00	100.0%	2,184.00	2,184.00	2,184.00
501a.6 · Dispatch Personnel							
501a.6a · Dispatch Supervisor	2,136.00	2,136.00	0.00	100.0%	2,136.00	2,136.00	2,136.00
501a.6b · Dispatcher #1	0.00	1,657.60	-1,657.60	0.0%	0.00	0.00	0.00
501a.6c · Dispatcher #2	0.00	1,520.00	-1,520.00	0.0%	0.00	0.00	0.00
501a.6d · Dispatcher #3	0.00	1,520.00	-1,520.00	0.0%	0.00	0.00	0.00
501a.6e · Part Time Dispatcher	694.83	769.24	-74.41	90.33%	694.83	694.83	694.83
501a.6 · Dispatch Personnel - Other	4,835.33	0.00	4,835.33	100.0%	4,835.33	4,835.33	4,835.33
Total 501a.6 · Dispatch Personnel	7,666.16	7,602.84	63.32	100.83%	7,666.16	7,666.16	7,666.16
501a.7 · Overtime/Expense	0.00				0.00	0.00	0.00
Total 501a · CAREER PERSONNEL	24,702.09	23,560.88	1,141.21	104.84%	24,702.09	24,702.09	24,702.09
501c · PART-TIME WAGES							
501c.1 · Part Time Dispatcher's wages	0.00	960.15	-960.15	0.0%	0.00	0.00	0.00
501c.2 · Part Time Volunteer wages	0.00	3,374.28	-3,374.28	0.0%	0.00	0.00	0.00
501c.4 · Overtime compensation	0.00	0.00	0.00	0.0%	0.00	0.00	0.00
Total 501c · PART-TIME WAGES	0.00	4,334.43	-4,334.43	0.0%	0.00	0.00	0.00
Total 501 · SALARIES & WAGES	24,702.09	27,895.31	-3,193.22	88.55%	24,702.09	24,702.09	24,702.09
502 · EMPLOYEE BENEFITS							
Retirement	0.00	0.00	0.00	0.0%	0.00	0.00	0.00
502a · FICA	1,889.71	425.00	1,464.71	444.64%	1,889.71	1,889.71	1,889.71
502b · Annual Benefits	0.00	2,479.54	-2,479.54	0.0%	0.00	0.00	0.00
Total 502 · EMPLOYEE BENEFITS	1,889.71	2,904.54	-1,014.83	65.06%	1,889.71	1,889.71	1,889.71
504 · 457 DEFERRED COMPENSATION	0.00	0.00	0.00	0.0%	0.00	0.00	0.00
Total 500 · PERSONNEL	26,591.80	30,799.85	-4,208.05	86.34%	26,591.80	26,591.80	26,591.80
800 · CAPITAL							
Station Remodel Ganado							
SMALL TOOLS & EQUIPMENT	0.00	0.00	0.00	0.0%	0.00	0.00	0.00
802 · IMPROVEMENTS	18.07	0.00	18.07	100.0%	18.07	18.07	18.07
804 · MACHINERY & EQUIPMENT	0.00	0.00	0.00	0.0%	0.00	0.00	0.00

Ganado Fire District Profit & Loss Budget vs. Actual March 2017

	Mar 17	Budget	\$ Over Budget	% of Budget	Mar 18	Mar 19	Mar 20
Total Station Remodel Ganado	18.07	0.00	18.07	100.0%	18.07	18.07	18.07
800 - CAPITAL - Other	0.00	0.00	0.00	0.0%	0.00	0.00	0.00
Total 800 - CAPITAL	18.07	0.00	18.07	100.0%	18.07	18.07	18.07
Total Expense	36,107.29	56,966.52	-20,859.23	63.38%	36,107.29	36,107.29	36,107.29
Net Ordinary Income	-29,523.64	-5,811.77	-23,711.87	508.0%	-29,523.64	-29,523.64	-29,523.64
Net Income	-29,523.64	-5,811.77	-23,711.87	508.0%	-29,523.64	-29,523.64	-29,523.64

Ganado Fire District
Profit & Loss Budget vs. Actual
March 2017

Ordinary Income/Expense

Income

MISCELLANEOUS

Miscellaneous

Rent

Training Classes

Total MISCELLANEOUS

TAXES

FDAT

Property Tax Revenue

TAXES - Other

Total TAXES

Total Income

Gross Profit

Expense

ADMINISTRATION

701 · OFFICE EXPENSES

6560 · Payroll Expenses

701a · Office supplies

701c · Business telephone

701d · Postage

701e · Printing and binding

701f · Publishing & advertisement

701g · Administrative travel, dues

701i · Misc. expenses

701 · OFFICE EXPENSES - Other

Total 701 · OFFICE EXPENSES

702 · PROFESSIONAL SERVICES

702a · Fire Board Misc Expense

702b · Audit and Accounting

702g · Professional Services - Misc

702 · PROFESSIONAL SERVICES - Other

Ganado Fire District
Profit & Loss Budget vs. Actual
March 2017

Total 702 · PROFESSIONAL SERVICES
706 · REPAIRS & MAINTENANCE
708 · Community Benefits
Total ADMINISTRATION
OPERATIONS
INSURANCE PROPERTY
503 · INSURANCE
 503a · Medical, Life, Health, Etc.
 503c · Unemployment Compensation
 503 · INSURANCE - Other
Total 503 · INSURANCE
601 · FUEL/OIL/LUBE
602 · REPAIR & MAINTENANCE
 602a · Vehicle Repairs
 602b · Equipment Repairs
 602c · Building Repairs & Maintenance
 602d · Home repairs
 602 · REPAIR & MAINTENANCE - Other
Total 602 · REPAIR & MAINTENANCE
604 · OTHER OPERATIONAL EXPENSES
 604a · EMS supplies
 604b · Station supplies
 604c · Chemicals
 604d · Turnout clothing
 604e · Uniform Clothing
 604f · Oxygen/air cylinder rental
 604h · Meals
 604i · Equipment Rental
 604 · OTHER OPERATIONAL EXPENSES - Other
Total 604 · OTHER OPERATIONAL EXPENSES
605 · COMMUNICATIONS
 605a · Communications repairs

Ganado Fire District
Profit & Loss Budget vs. Actual
March 2017

- 605b - Communications equipment
- 605 - COMMUNICATIONS - Other
- Total 605 - COMMUNICATIONS
- 606 - MISC. OPERATIONAL EXPENSES
- 608 - TRAINING EXPENSES
 - 608b - Travel per diem
 - 608c - Tuition
 - 608d - Misc. training expenses
 - 608e - Motels
 - 608 - TRAINING EXPENSES - Other
- Total 608 - TRAINING EXPENSES
- 609 - UTILITIES/PHONE
- Total OPERATIONS
- 500 - PERSONNEL
 - 501 - SALARIES & WAGES
 - 501a - CAREER PERSONNEL
 - 501a.1 - Fire Chief
 - 501a.2 - Administrator Personnel
 - 501a.2a - Administrative Assistant
 - 501a.2b - Office Clerk
 - 501a.2 - Administrator Personnel - Other
 - Total 501a.2 - Administrator Personnel
 - 501a.3 - Ganado Personnel
 - 501a.3a - Lieutenant
 - 501a.3b - Firefighter/EMT
 - 501a.3c - Part Time Volunteer
 - 501a.3 - Ganado Personnel - Other
 - Total 501a.3 - Ganado Personnel
 - 501a.4 - Klagetoh Personnel
 - 501a.4a - Lieutenant
 - 501a.4 - Klagetoh Personnel - Other
 - Total 501a.4 - Klagetoh Personnel

Ganado Fire District
Profit & Loss Budget vs. Actual
March 2017

501a.5 · Steamboat Personnel
 501a.5a · Lieutenant
 501a.5 · Steamboat Personnel - Other
Total 501a.5 · Steamboat Personnel
501a.6 · Dispatch Personnel
 501a.6a · Dispatch Supervisor
 501a.6b · Dispatcher #1
 501a.6c · Dispatcher #2
 501a.6d · Dispatcher #3
 501a.6e · Part Time Dispatcher
 501a.6 · Dispatch Personnel - Other
Total 501a.6 · Dispatch Personnel
501a.7 · Overtime/Expense
Total 501a · CAREER PERSONNEL
501c · PART-TIME WAGES
 501c.1 · Part Time Dispatcher's wages
 501c.2 · Part Time Volunteer wages
 501c.4 · Overtime compensation
Total 501c · PART-TIME WAGES
Total 501 · SALARIES & WAGES
502 · EMPLOYEE BENEFITS
 Retirement
 502a · FICA
 502b · Annual Benefits
Total 502 · EMPLOYEE BENEFITS
504 · 457 DEFFERED COMPENSATION
Total 500 · PERSONNEL
800 · CAPITAL
 Station Remodel Ganado
 SMALL TOOLS & EQUIPMENT
 802 · IMPROVEMENTS
 804 · MACHINERY & EQUIPMENT

Ganado Fire District
Profit & Loss Budget vs. Actual
March 2017

Total Station Remodel Ganado

800 - CAPITAL - Other

Total 800 - CAPITAL

Total Expense

Net Ordinary Income

Net Income

DATE AND TIME OF NEXT MEETING



May 2017

May 2017							June 2017						
Su	Mo	Tu	We	Th	Fr	Sa	Su	Mo	Tu	We	Th	Fr	Sa
7	8	9	10	11	12	13	4	5	6	7	8	9	10
14	15	16	17	18	19	20	11	12	13	14	15	16	17
21	22	23	24	25	26	27	18	19	20	21	22	23	24
28	29	30	31				25	26	27	28	29	30	

SUNDAY	MONDAY	TUESDAY	WEDNESDAY	THURSDAY	FRIDAY	SATURDAY
Apr 30	May 1 9:00am AHSI CPR/1st Aid Training (Stn1 Training Room)	2	3	4	5	6
7	8 9:00am Fire Safety/Extinguisher Training (Stn1 - Training Room)	9	10 9:00am "CAREER DAY" (Ganado High School Pavilion, Burnside, AZ) 11:30am Copy: Unified Command/Mass Casualty Incident	11	12 10:00am DINE COLLEGE GRADUATION DAY (Tsaile, Arizona)	13
14 Mother's Day (United States)	15 8:00am Austin Mooney's Birthday	16	17 6:00pm Regular Governing Board Meeting (Station One Training Room)	18	19 11:00am Public Safety Appreciation Luncheon (Ganado Chapter House)	20
21	22	23	24	25	26	27
2017 NATIONAL EMS WEEK [May 21-27, 2017] - Theme "EMS STRONG: Always in Service"						
					GUSD GRADUATION DAY (Pavilion Sport Center) GUSD PROMOTION DAY (Pavilion Sport Center)	
28	29 Memorial Day (United States) 8:00am Alfred John's Birthday	30	31	Jun 1	2	3

June 2017

June 2017							July 2017						
Su	Mo	Tu	We	Th	Fr	Sa	Su	Mo	Tu	We	Th	Fr	Sa
				1	2	3							1
4	5	6	7	8	9	10	2	3	4	5	6	7	8
11	12	13	14	15	16	17	9	10	11	12	13	14	15
18	19	20	21	22	23	24	16	17	18	19	20	21	22
25	26	27	28	29	30		23	24	25	26	27	28	29
							30	31					

SUNDAY	MONDAY	TUESDAY	WEDNESDAY	THURSDAY	FRIDAY	SATURDAY
May 28	29	30	31	Jun 1	2	3
4	5 8:00am Chantel Cook's Birthday 9:00am AHSI CPR/1st Aid Training (Stn1 Training Room)	6	7	8	9	10
11	12 9:00am Fire Safety/Extinguisher Training (Stn1 - Training Room)	13	14	15	16	17
18 Father's Day (United States)	19	20	21 6:00pm Regular Governing Board Meeting (Station One Training Room)	22	23	24
25	26	27	28	29	30	Jul 1

BENEDICTION



ADJOURNMENT

