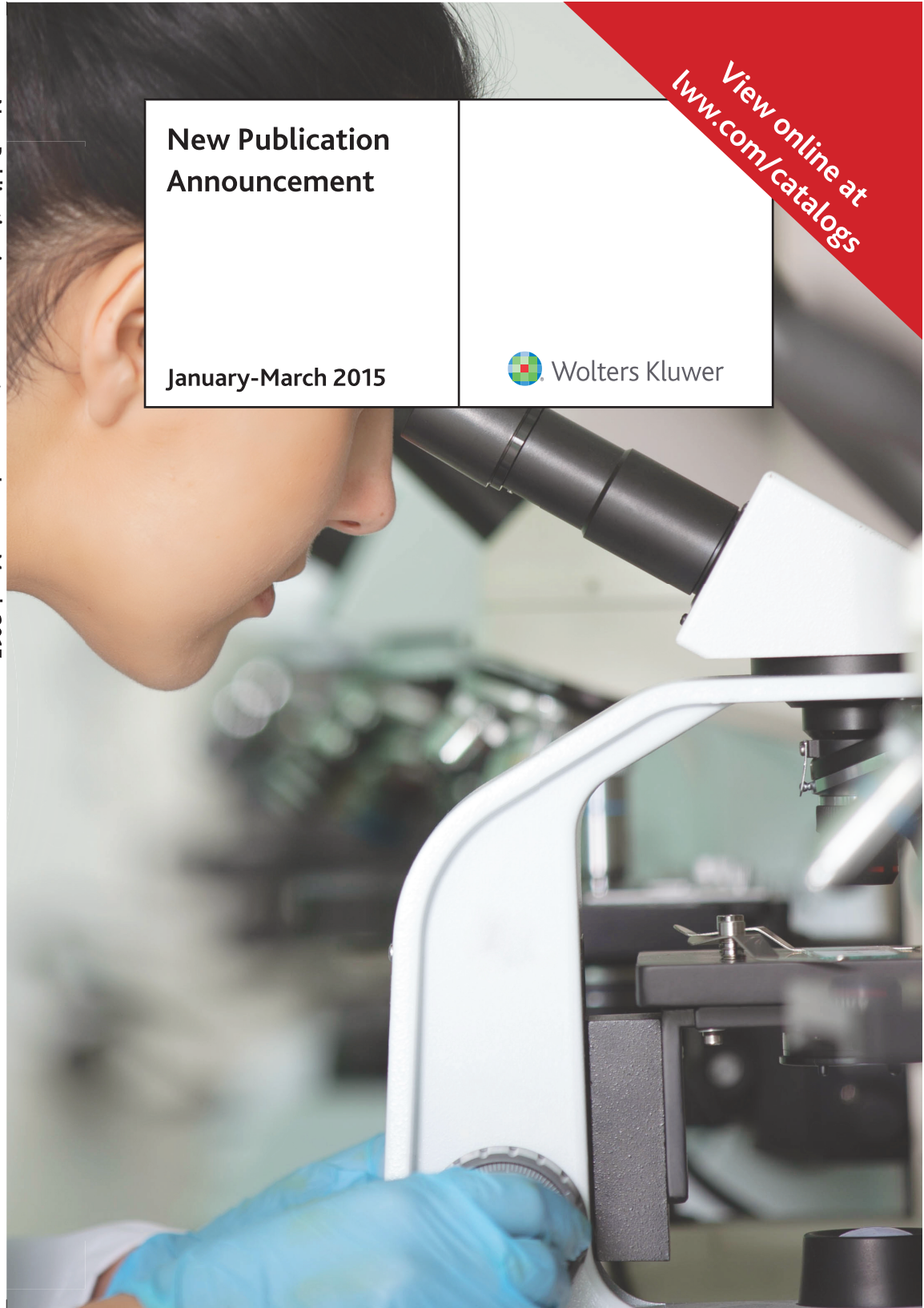


**New Publication
Announcement**

January-March 2015

 **Wolters Kluwer**

View online at
lww.com/catalogs



Exercise Physiology: Integrating Theory and Practice

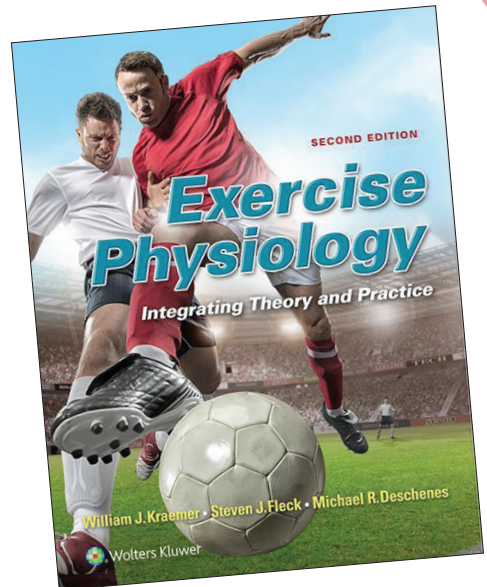
Second Edition

By **William J. Kraemer, PhD, Professor, Steven J. Fleck, PhD,**
and **Michael R. Deschenes, PhD**

Enhanced by NEW online video clips and animations, Kraemer's **Exercise Physiology**, combines research and theory with practical discussions of nutrition and training to help students understand how the human body works and responds to exercise. Through the authors' engaging, evidence-based, and practical approach, students not only gain a solid foundation in exercise physiology concepts, but also learn how those concepts can be used in everyday life to optimize athletic performance and wellness.

Highlights of the new edition include:

- ▶ A fresh new design with enriched art and photos enhances readability and brings concepts to life
- ▶ Chapter-opening Introductions and Objectives and Chapter-ending Review Questions help students master key concepts
- ▶ *Quick Review* boxes and Key Terms ensure understanding of content
- ▶ Online teaching and learning resources to save instructors time and help students succeed.



 Wolters Kluwer

North American Edition / Hardbound / ISBN: 978-1-4511-9319-0 / (\$114.99 / £N/A / €N/A) USA, Canada, Australia, New Zealand, Puerto Rico & US Virgin Islands (St. Thomas & St. Croix)

International Edition / Hardbound / ISBN: 978-1-4963-0908-2 / (\$114.99 / £39.00 / €47.00) World ex. USA, Canada, Australia, New Zealand, Puerto Rico & US Virgin Islands (St. Thomas & St. Croix)

Approx. 544 pp. / Approx. 261 Illus. / 259 in Full-Color / 8.375 x 10.875 / February 2015

TABLE OF CONTENTS

Order Placement	iv
Returns Policy - Contact	iv
Translation Rights Representatives	v
Co-Publishing Representatives	v
US Catalogue & Special Sales Customers	v
Representatives	vi-viii
International Editions	viii
Product Details	viii
Alpers, Manual of Nutritional Therapeutics, 6e, Lippincott Manual Series, 978-1-4511-9187-5	8
Baum, Anesthesia for Genetic, Metabolic, and Dysmorphic Syndromes of Childhood, 3e, 978-1-4511-9279-7	2
Bear, Neuroscience, Exploring the Brain, International Edition, 4e, 978-1-4511-0954-2	30
Bear, Neuroscience, Exploring the Brain, North American Edition, 4e, 978-0-7817-7817-6	30
Bertrand, Best Practices for Transradial Approach in Diagnostic Angiography and Intervention, 978-1-4511-7725-1	4
Carter, Lippincott Textbook for Nursing Assistants: A Humanistic Approach to Caregiving, 4e, 978-1-4511-9466-1	22
Chern, Review Questions in Ophthalmology, 3e, 978-1-4511-9201-8	11
Davenport, Genitourinary Imaging: A Core Review, 978-1-4511-9407-4	16
Di Patre, Sternberg's Diagnostic Surgical Pathology Review, 2e, 978-1-4511-9211-7	12
Escott-Stump, Nutrition and Diagnosis-Related Care, 8e, 978-1-4511-9532-3	31
Fischbach, Nurse's Quick Reference to Common Laboratory & Diagnostic Tests, 6e, 978-1-4511-9242-1	18
Guimaraes, Embolization Therapy: Principles and Clinical Applications, 978-1-4511-9144-8	17
Harkness, Community and Public Health Nursing: Evidence for Practice, International Edition, 2e, 978-1-4963-0888-7	23
Harkness, Community and Public Health Nursing: Evidence for Practice, North American Edition, 2e, 978-1-4511-9131-8	23
Kraemer, Exercise Physiology: Integrating Theory and Practice, International Edition, 2e, 978-1-4963-0908-2	29
Kraemer, Exercise Physiology: Integrating Theory and Practice, North American Edition, 2e, 978-1-4511-9319-0	29
Malpica, Biopsy Interpretation of the Uterine Cervix and Corpus, 2e, Biopsy Interpretation Series, 978-1-4511-9296-4	14

TABLE OF CONTENTS (continued)

Mills, Sternberg's Diagnostic Surgical Pathology, 6e, 978-1-4511-8875-2	13
Montgomery, Differential Diagnoses in Surgical Pathology: Gastrointestinal Tract, 978-1-4511-9189-9.	15
Paul, Brunner & Suddarth's Canadian Textbook of Medical-Surgical Nursing, 978-1-4511-9333-6	25
Pawlina, Histology: A Text and Atlas: with Correlated Cell and Molecular Biology, International Edition, 7e, 978-1-4698-8931-3	7
Pawlina, Histology: A Text and Atlas: with Correlated Cell and Molecular Biology, North American Edition, 7e, 978-1-4511-8742-7	7
Polit, Measurement and the Measurement of Change, 978-1-4511-9449-4	28
Rohen, Anatomy: A Photographic Atlas, International Edition, 8e, 978-1-4963-0870-2	1
Rohen, Anatomy: A Photographic Atlas, North American Edition, 8e, 978-1-4511-9318-3	1
Rosenblatt, Master Techniques in Upper and Lower Airway Management, 978-1-4511-9304-6.	3
Sanford, Dyad Leadership in Healthcare, 978-1-4511-9334-3	24
Sweet, Handbook of Applied Therapeutics, 9e, 978-1-4511-9345-9.	5
Taylor, Taylor's Video Guide to Clinical Nursing Skills, 3e, Institutional Set for Streaming Video - Video/Web Streaming, 978-1-4963-0650-0	20
Taylor, Taylor's Video Guide to Clinical Nursing Skills, 3e, Online Software/Access Card, 978-1-4963-1648-6.	20
Taylor, Taylor's Video Guide to Clinical Nursing Skills, 3e, Student Set on DVD - Installed Software/DVD, 978-1-4963-0648-7	20
Taylor, Taylor's Video Guide to Clinical Nursing Skills, 3e, Student Set on thePoint - Online Software, 978-1-4963-0651-7.	20
Thaler, The Only EKG Book You'll Ever Need, 8e, 978-1-4511-9394-7	6
Wolters Kluwer, Fluids & Electrolytes Made Incredibly Easy!, 6e, Incredibly Easy! Series®, 978-1-4511-9396-1	27
Wolters Kluwer, Fundamentals of Nursing Made Incredibly Easy!, 2e, Incredibly Easy! Series®, 978-1-4511-9424-1	21
Wolters Kluwer, Handbook of Signs & Symptoms, 8e, 978-1-4511-9425-8	19
Womble, Introductory Mental Health Nursing, 3e, 978-1-4511-4714-8	26
Wyllie, Wyllie's Treatment of Epilepsy: Principles and Practice, 6e, 978-1-4511-9152-3	9
Young, Basic Clinical Neuroscience, 3e, 978-1-4511-7329-1	10

TABLE OF CONTENTS

Spanish Language Titles	32
Pub Date Revisions	37
Order Form	Center Insert

***The Washington Manual™** is a registered mark belonging to Washington University in St. Louis to which international legal protection applies. The mark is used in this publication by LWW under license from Washington University.

ORDER PLACEMENT

EUROPE

Wolters Kluwer
NBN International
tel: 44 (0)1752 202 301
fax: 44 (0)1752 202 331
email: lww.orders@nbninternational.com

AUSTRALIA/NEW ZEALAND

Lippincott Williams & Wilkins Pty Ltd
tel: 612 9857 1313
fax: 612 9857 1304
email: LWWcustservANZ@wolterskluwer.com

JAPAN

Wolters Kluwer Japan
Toshiya Murayama
tel: +81-3-5427-1969
fax: +81-3-3451-2025
email: Toshiya.Murayama@wolterskluwer.com

INDIA, NEPAL, SRI LANKA, BANGLADESH, PAKISTAN

Wolters Kluwer India
Priya Francis
tel: 91-124-4960922
fax: 91-124-4960888
email: Priya.Francis@wolterskluwer.com

NORTH ASIA

Lippincott Williams & Wilkins Asia Ltd
Fanny Wong
tel: 852-2610-7000
fax: 852-2610-7098
email: Fanny.Wong@wolterskluwer.com

SOUTH EAST ASIA

Cath Godfrey
tel: 61 2 9276 6680
email: catherine.godfrey@wolterskluwer.com

MEXICO, CENTRAL AND SOUTH AMERICA

Wolters Kluwer P&E Mexico, S.A. de C.V.
Ejercito Nacional No. 404, Of. 801/802
Chapultepec Morales, Miguel Hidalgo
C.P. 11570, México D.F.
tel: +52 55 56633369
email: Daniela.Moran@wolterskluwer.com

RETURNS POLICY - CONTACT

EUROPE

Wolters Kluwer
NBN International
Airport Business Centre
10 Thornbury Road
Plymouth PL6 7PP
United Kingdom

AUSTRALIA/NEW ZEALAND

Wolters Kluwer
Level 2, 101 Waterloo Road
North Ryde NSW 2113
Australia

JAPAN

Wolters Kluwer Japan
5th Floor, Forecast Mita
1-3-31 Mita, Minato-Ku
Tokyo 108-0073
Japan

ALL OTHER REGIONS

Wolters Kluwer
16522 Hunters Green Parkway
Hagerstown, MD 21742
USA

TRANSLATION RIGHTS REPRESENTATIVES

ADAM FEINE

Foreign Rights Manager
fax: 1-215-827-5924
email: Adam.Feine@wolterskluwer.com
Arabic Bulgarian
Croatian Czech
Danish Dari
Dutch Farsi
French Georgian
Hebrew Hungarian
Indonesian Italian
Lithuanian Pashto
Spanish Swedish
Thai Ukrainian
Vietnamese

PATRICIA CALLAHAN

Senior Foreign Rights Manager
fax: 1-215-521-8477
email: Pat.Callahan@wolterskluwer.com
Albanian German
Greek Japanese
Macedonian Polish
Portuguese Romanian
Russian Serbian
Turkish

CO-PUBLISHING REPRESENTATIVES

FANNY WONG

tel: 852-2610-7000
fax: 852-2610-7098
email: Fanny.Wong@wolterskluwer.com
Korean

LILIAN TSAI

tel: 886-2-2391-4336
mob: 886-915-399-075
fax: 886-2-2391-4323
email: Lilian.Tsai@wolterskluwer.com
Traditional Chinese

MICHAEL TANG

tel: 86-10-5863-7832
mob: 86-139-1106-5012
fax: 86-10-5863-7997
email: Michael.Tang@wolterskluwer.com
Simplified Chinese

DR. CARLOS MENDOZA

tel: +52 (55) 566-33369 ext. 105
mob: +52 1 (55) 5401-4871
email: carlos.mendoza@wolterskluwer.com
Spanish

US CATALOGUE & SPECIAL SALES CUSTOMERS

PEGGY MILLER

Wolters Kluwer
Associate Director, Corporate and Special Sales
tel: 410-528-4379
email: Peggy.Miller@wolterskluwer.com

REPRESENTATIVES

AUSTRALIA & NEW ZEALAND

New South Wales, Australian Capital Territory & New Zealand
Gavin Crawford
tel: +61 2 9568 5995
mob: +61 452 473 989
email: Gavin.Crawford@wolterskluwer.com

Queensland, Northern Territory & Western Australia
Kathryn Tapp
mob: +61 (0)458 111 734 mobile
email: Kathryn.Tapp@wolterskluwer.com

Victoria, South Australia & Tasmania
Deni Mudigdo
tel: +61 3 9775 2088
fax: +61 452 473 989
email: Deni.Mudigdo@wolterskluwer.com

REPUBLIC OF IRELAND

Brookside Publishing Services Ltd
tel: +353 1 2784225
mob: +353 86 2252380
email: sales@brookside.ie

GREAT BRITAIN & NORTHERN IRELAND

Central and North West England, Yorkshire and North Wales
Tom Baldwin
tel: +44 (0) 2476 451 314
fax: +44 (0) 2476 451 314
email: Tom.Baldwin@wolterskluwer.com

Cambridge, Norfolk, East Midlands, Tyne & Wear & Scotland
Mike Wingfield
tel: +44 (0) 1263 588 476
fax: +44 (0) 1263 588 476
email: Michael.Wingfield@wolterskluwer.com

London, Southern England, South Wales & Northern Ireland
Michael Micel
tel: 44 (0) 208 405 8848
fax: 44 (0) 208 405 8848
email: Mick.Micel@wolterskluwer.com

NETHERLANDS, BELGIUM, LUXEMBOURG

Frans Janssen, Netwerk Book Agency
tel: +31 10 4613868
fax: +31 10 4614645
email: info@netwerkaba.com

GERMANY, AUSTRIA, SWITZERLAND

Hans David
tel: +49 (0) 9195 4142
fax: +49 (0) 9195 939 000 9
email: Hans.David@wolterskluwer.com

EASTERN EUROPE

Jacek Lewinson
tel/fax: +48 226283956
mob: +48 502603290
email: Jacek@jaceklewinson.com

FRANCE, GREECE, ITALY, PORTUGAL

Jane Hughes
tel: +44 (0) 20 8992 0618
fax: +44 (0) 20 8993 6218
email: Jane.Hughes@wolterskluwer.com

SPAIN

Jaume Ortonoves
tel: +34 933444720
mob: +34 649033956
email: Jaume.Ortonoves@wolterskluwer.com

DENMARK, FINLAND, ICELAND, NORWAY, SWEDEN

Ben Greig, Colin Flint Ltd
tel: +44 (0) 1223 565 052
fax: +44 (0) 1223 565 052
email: Ben.Greig@dial.pipex.com

MIDDLE EAST, MALTA, CYPRUS, TURKEY, NORTHERN AFRICA, ISRAEL

IPR
tel: +357 22 872 355
fax: +357 22 872 359
email: iprschl@spidernet.com.cy

SOUTHERN AFRICA

Jill Watson
tel: +27 (0) 11 964 1144
fax: +27 (0) 11 964 3196
mob: 27 (0) 82 30 86 07
email: sales@watsonmarketing.co.za

REPRESENTATIVES (continued)

REST OF AFRICA

Tony Moggach
tel: +44 (0) 20 7627 8054
fax: +44 (0) 20 7485 8462
email: Tony.Moggach@tonymoggach.com

NORTH & EAST INDIA, BANGLADESH, PAKISTAN

Ritesh Bhutani
tel: +91 98187 99887
fax: +91-124-4960888
email: Ritesh.Bhutani@wolterskluwer.com

TAMILNADU, KERALA, KARNATAKA

A. Maran
tel: +91 98411 06666
email: a.maran@wolterskluwer.com

WEST INDIA, ANDHRA PRADESH & NEPAL

Ajay Mishra
tel: +91 9810853934
email: ajay.mishra@wolterskluwer.com

JAPAN

Toshiya Murayama
tel: +81-3-5427-1969
fax: +81-3-3451-2025
email: Toshiya.Murayama@wolterskluwer.com

BRUNEI, HONG KONG

Fanny Wong
tel: +852-2610-7000
fax: +852-2610-7098
email: Fanny.Wong@wolterskluwer.com

CHINA

Michael Tang
tel: +86-10-5863-7832
mob: +86-139-1106-5012
fax: +86-10-5863-7997
email: Michael.Tang@wolterskluwer.com

Tiky Liu
tel: +86-10-5863-7807
mob: +86-134-2603-1120
fax: +86-10-5863-7997
email: Tiky.Liu@wolterskluwer.com

KOREA

Kyung-Han Chung
tel: +82 2 2138 7779
mob: +82 10 2299 0975
fax: +82 2 6968 1700
email: Chung.Kyung-Han@wolterskluwer.com

PHILIPPINES, GUAM, SAIPAN, PALAU

Tony Sagun and Alda Sagun
tel: 632-660-8430 / 632-660-5480
fax: 632-660-0342
email: lwwagent@pltdsl.net

SINGAPORE, MALAYSIA, INDONESIA

PC Tham
tel: 65 9363 7838
fax: 65 6472 5977
email: pctham@pcipublisher.com

MALAYSIA

Doreen Ng
mob: +60 12 2955518
email: doreen.ng@wolterskluwer.com

TAIWAN

Lilian Tsai
tel: 886-2-2391-4336
mob: 886-915-399-075
fax: 886-2-2391-4323
email: Lilian.Tsai@wolterskluwer.com

THAILAND, VIETNAM

Supanee U-Prapruit
tel: +66 02 643 0049
fax: +66 02 246 2097
email: Supanee.Uprapruit@wolterskluwer.com

MEXICO, CENTRAL AMERICA, COLOMBIA

Victor Diaz
tel: +52 (55) 56633369 ext. 102
mob: +52 (55) 40803651
email: Victor.Diaz@wolterskluwer.com

REPRESENTATIVES (continued)

ARGENTINA, BRAZIL, CHILE, URUGUAY, PARAGUAY

Marcela Canizo
tel: +55-11-7291-5701
fax: +55-11-3863-9682
email: marcelacanizo@marcelacanizo.com

REST OF SOUTH AMERICA

Enrique Gallego
tel / fax: +54 114 552 12 97
mob: +54 911 666 791 80
email: egallego77@gmail.com

INTERNATIONAL EDITIONS

Not authorised for sale in the US, Canada, Australia, New Zealand, Puerto Rico, or US Virgin Islands (St. Thomas, St. Croix, St. John)

Notice to Booksellers and Wholesalers

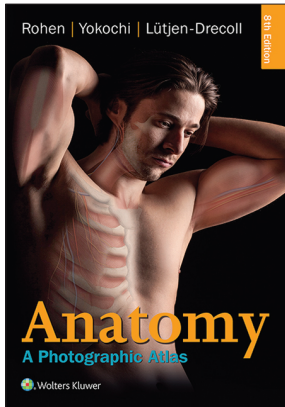
International Editions are produced alongside the equivalent North American titles and are available exclusively outside the US, Canada, Australia, New Zealand, Puerto Rico, and US Virgin Islands (St. Thomas, St. Croix, St. John). This restriction benefits customers in regional markets by allowing us to set list prices appropriate to local needs without compromising the quality of the books.

Restrictions have not been placed on the North American Editions, meaning if you still have these in stock, **you can continue to sell them**. However, all new orders will be fulfilled with International Editions. **Customers outside of the US, Canada, Australia, New Zealand, Puerto Rico, and US Virgin Islands (St. Thomas, St. Croix, St. John) should direct their orders exclusively to the International Edition ISBNs.**

*International Editions should not be confused with local adaptations where the content is fully revised to meet the needs of the market (e.g. the UK published Made Incredibly Easy! series). All locally adapted titles feature in this catalog.

PRODUCT DETAILS

We make every effort to ensure that the contents of this catalog are correct at time of publication. However, it is occasionally necessary to make changes to a product's price, bibliographic details and publication date without prior notice. All stock is subject to availability, and all prices, bibliographic details and publication dates are liable to change without prior notice.



Anatomy A Photographic Atlas Eighth Edition

By **Johannes W. Rohen, MD**, Professor Emeritus, Anatomisches Institut II, University of Erlangen-Nuremberg, Erlangen, Germany; **Chichiro Yokochi, PhD**, Professor Emeritus, Department of Anatomy, Kanagawa Dental College, Yokosuka, Japan; **Elke Lütjen-Drecoll, MD**, Professor of Anatomy, Anatomisches Institut II, University of Erlangen-Nuremberg, Erlangen, Germany

DESCRIPTION

Ensure preparation for the dissection lab and operating room with **Anatomy: A Photographic Atlas, Eighth Edition**. Featuring outstanding full-color photographs of actual cadaver dissections with accompanying schematic drawings and diagnostic images, this proven text depicts anatomic structures more realistically than illustrations in traditional atlases. Chapters are organized by region in the order of a typical dissection with each chapter presenting topographical anatomical structures in a systemic manner.

FEATURES

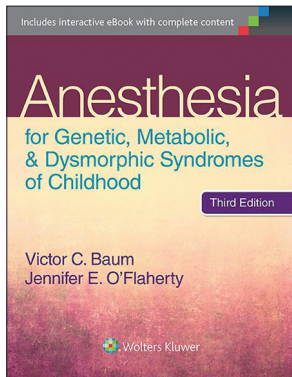
- ▶ **NEW!** Additional images including clinical imaging (MRIs, CTs, and endoscopic techniques).
- ▶ **NEW!** A more modern and cohesive art program includes new modern MRI images as well as new full-color dissection photographs that replace black-and-white dissection images.
- ▶ **NEW!** Introductory pages have been redesigned for more clarity.
- ▶ A revised, more pedagogically effective design features a new, more readable sans-serif font for legends, new colors for tabs, and running heads enhanced with vibrant images.
- ▶ A redesigned and restructured General Anatomy chapter enhances student understanding.
- ▶ Authentic photographic reproduction of colors, structures, and spatial dimensions as seen in the dissection lab and on the operating table help students develop an understanding of human anatomy.
- ▶ Functional connections between single organs, the surrounding tissue, and organ systems are clarified to prepare students for the dissection lab and practical exams.
- ▶ Clinical cases and over 1,200 images enhance clinical understanding.
- ▶ Dissections illustrate the topographical anatomy in layers “from the outside in” to better prepare students for the lab and operating room.

Note to Booksellers: The previous edition published in March, 2010 (ISBN: 978-1-58255-856-1).

North American Edition / Softbound / ISBN: 978-1-4511-9318-3 / (\$94.99 / £N/A / €N/A)
USA, Canada, Australia, New Zealand, Puerto Rico & US Virgin Islands
(St. Thomas & St. Croix)

International Edition / Softbound / ISBN: 978-1-4963-0870-2 / (\$94.99 / £64.00 / €77.00)
World ex. USA, Canada, Australia, New Zealand, Puerto Rico & US Virgin Islands
(St. Thomas & St. Croix)

560 pp. / 1,096 Full-Color Illus. / 8.375 x 10.875 / February 2015



Anesthesia for Genetic, Metabolic, and Dysmorphic Syndromes of Childhood Third Edition

Edited by **Victor C. Baum, MD**, *Frederic A. Berry Professor of Pediatric Anesthesiology, Professor of Pediatrics, University of Virginia, Charlottesville, Virginia* and **Jennifer E. O'Flaherty, MD, MPH**, *Associate Professor of Anesthesiology and Pediatrics, Geisel School of Medicine and Dartmouth-Hitchcock Medical Center, Lebanon, New Hampshire*

DESCRIPTION

Using a quick-reference, encyclopedic format, **Anesthesia for Genetic, Metabolic, and Dysmorphic Syndromes of Childhood, Third Edition**, presents the anesthetic implications of a

plethora of distinct syndromes, with up-to-date information, complete and current bibliographies, and more than 140 clinical photographs. You'll find practical information on common and uncommon manifestations in the major anatomic areas, as well as what you need to know for safe and effective anesthesia of both children and adults.

FEATURES


- ▶ **Presents each syndrome in an easy-to-follow format:** name, synonym(s), and common and uncommon manifestations in each organ system, followed by anesthetic considerations, including which syndromes have no anesthetic implications.
- ▶ **Lists syndromes and synonyms alphabetically**, and cross-references synonyms for quick look-up.
- ▶ **Incorporates an overview of the pathology and relevant clinical findings** for each syndrome, and highlights considerations in perioperative management.
- ▶ **Features a helpful glossary** at the beginning of the book, as well as diagrams that review pertinent biochemical pathways.

Now with the print edition, enjoy the bundled interactive eBook edition, offering tablet, smartphone, or online access to:

- ▶ **Complete content with enhanced navigation**
- ▶ **Powerful search tools and smart navigation cross-links** that pull results from content in the book, your notes, and even the web
- ▶ **Cross-linked pages, references, and more** for easy navigation
- ▶ **Highlighting tool** for easier reference of key content throughout the text
- ▶ Ability to **take and share notes** with friends and colleagues
- ▶ **Quick reference tabbing** to save your favorite content for future use

Note to Booksellers: The previous edition published in October, 2006 (ISBN: 978-0-7817-7938-8).

Hardbound / ISBN: 978-1-4511-9279-7 / (\$219.99 / £151.00 / €181.00) Worldwide
 Approx. 496 pp. / Approx. 187 Illus. / 50 in Full-Color / Approx. 6 Tables / 8.375 x 10.875
 January 2015



Master Techniques in Upper and Lower Airway Management

By **William H. Rosenblatt, MD**, Professor, Departments of Anesthesiology and Surgery, Yale University School of Medicine, New Haven, Connecticut and **Wanda M. Popescu, MD**, Associate Professor, Department of Anesthesiology, Yale University School of Medicine, New Haven, Connecticut

DESCRIPTION

Overcome the toughest airway challenges with **Master Techniques in Upper and Lower Airway Management!** Under the preeminent editorial guidance of **William Rosenblatt, MD** and **Wanda Popescu, MD**, a multitude of expert anesthesiologists guide you through **all the ins and outs** of managing difficult airways. This anesthesiology reference's **case-based approach** demonstrates the clinical applications of important principles,

and a **large collection of online videos** shows you how to perform key techniques successfully.

Two master clinician educators, Drs. William Rosenblatt and Wanda Popescu, calling on their expertise in airway management and thoracic anesthesia, respectively, have developed a unique book which explores the pathway of the airway from lips (nares) to the terminal bronchi to develop a highly focused volume with accompanying e-media to highlight clinical management. Although the organization of the book may seem obvious or intuitive, this is the first time a textbook has been developed in this manner. For the reader, these individuals have assembled the 'go to faculty' for both pre-operative consultation, as well as, intra-operative airway related events in their specialties."

– from the Foreword by Paul G. Barash, MD

FEATURES


- ▶ Be prepared to tackle a complete range of **upper airway problems** with comprehensive coverage of everything from evaluation and basic management of the difficult upper airway patient, through pre-existing conditions • otolaryngology and maxillofacial procedures • nasal intubation, tracheostomy, and foreign bodies • pediatric patients • the at-risk cervical spine • extubation, and more, as well as **lower airway issues** including interventional pulmonology • lung isolation devices and techniques • airway surgery • surgeries requiring lung isolation • congenital abnormalities of the lower airway • lung transplantation • lower airway emergencies • and more.
- ▶ **Apply principles in practice** by reviewing **case histories** that show concrete applications in the context of managing real patients. Then challenge your decision making with case-based questions and answers that delve into the details that lead to optimal outcomes.
- ▶ **Master vital nuances of technique** by watching a large collection of **online videos** derived from more than 700 actual patients.

Now with the print edition, enjoy the bundled interactive eBook edition, offering tablet, smartphone, or online access to:

- ▶ **Complete content** with enhanced navigation
- ▶ A **powerful search** that pulls results from content in the book, your notes, and even the web
- ▶ **Cross-linked pages**, references, and more for easy navigation
- ▶ **Highlighting tool** for easier reference of key content throughout the text
- ▶ Ability to **take and share notes** with friends and colleagues
- ▶ **Quick reference tabbing** to save your favorite content for future use

Hardbound / ISBN: 978-1-4511-9304-6 / (\$129.99 / £87.00 / €104.00) Worldwide

Approx. 400 pp. / Approx. 2 2-Color Illus. / 170 Full-Color Illus. / 8.375 x 10.875 / February 2015



Best Practices for Transradial Approach in Diagnostic Angiography and Intervention

By **Olivier Bertrand, MD, PhD, FSCAI**, *Interventional Cardiologist, Quebec Heart-Lung Institute; Associate Professor, Faculty of Medicine, Laval University; Adjunct Professor, Department of Mechanical Engineering, McGill University; Director, CAIC Transradial Interventions Working Group, Quebec City, Canada* and **Sunil Rao, MD**, *Associate Professor with Tenure, Duke University Medical Center; Section Chief, Cardiovascular Medicine, Durham VA Medical Center, Durham, North Carolina*

DESCRIPTION

Best Practices for Transradial Approach in Diagnostic Angiography and Intervention provides an innovative, patient-

friendly approach to percutaneous coronary intervention, delivering authoritative guidance on the procedures, as well as solid evidence from clinical studies and experienced facilities. Learn from pioneers and experts in the field how you can improve patient care and optimize outcomes using this efficient and cost-effective technique.

FEATURES


- ▶ **Increase your knowledge** of the tremendous recent advancements to the transradial approach, and **learn the clinical advantages and benefits** of this approach compared with the standard femoral approach.
- ▶ Benefit from the **combined knowledge of a team of worldwide experts** who provide practical “tips and tricks” that help you make the most of this globally acknowledged technique in your practice.
- ▶ **Gain insight** into all relevant aspects of transradial coronary access, from basic facts and procedural details to complications and non-coronary interventions.
- ▶ Examine an **up-to-date, in-depth review and critical analysis** of data available in the literature.

Now with the print edition, enjoy the bundled interactive eBook edition, offering tablet, smartphone, or online access to:

- ▶ **Dozens of exclusive illustrations** that demonstrate the benefits of using the transradial approach in clinical practice.
- ▶ **Complete content with enhanced navigation**
- ▶ **Powerful search tools and smart navigation cross-links** that pull results from content in the book, your notes, and even the web
- ▶ **Cross-linked pages, references, and more** for easy navigation
- ▶ **Highlighting tool** for easier reference of key content throughout the text
- ▶ Ability to **take and share notes** with friends and colleagues
- ▶ **Quick reference tabbing** to save your favorite content for future use

Hardbound / ISBN: 978-1-4511-7725-1 / (\$139.99 / £94.00 / €113.00) Worldwide

Approx. 350 pp. / Approx. 227 Illus. / 7 x 10 / January 2015



Handbook of Applied Therapeutics *Ninth Edition*

By **Burgunda Sweet**

DESCRIPTION

This must-have resource for pharmacy, PA, and NP students, as well as practicing clinicians, presents drug-related content in a bulleted, tabular, quick-access format to support therapeutic decision-making at the point-of-care. Now available in both mobile and print formats, this updated Ninth Edition provides in-depth information on the latest drug treatments for more than 85 diseases and conditions, including heart failure, schizophrenia, viral hepatitis, and diabetes mellitus.

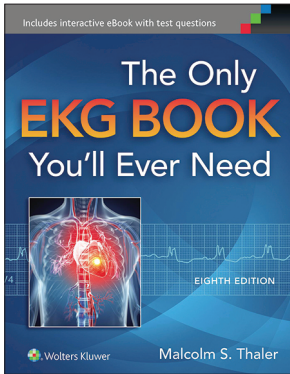
FEATURES

- ▶ Trusted therapeutic content based on **Applied Therapeutics, Tenth Edition** is presented in a concise, bulleted, quick-reference format.
- ▶ Detailed algorithms and charts guide students and practitioners through complex therapeutic decisions.
- ▶ Hundreds of tables provide rapid access to comparative drug information, pharmacokinetic properties, treatment options, dosing guidelines, risk factors, and disease information.
- ▶ The easy-to-follow outline format is ideal for students who need a quick review of drug treatments and therapeutic approaches for a specific disease.
- ▶ An updated two-color design makes information even easier to find.
- ▶ New tables and figures drawn from **Koda-Kimble and Young's Applied Therapeutics, Tenth Edition** facilitate understanding.
- ▶ A user-friendly, two-color design makes information easy to find.
- ▶ Thoroughly up-to-date content reflects how new drugs are incorporated into contemporary therapeutic practices

Note to Booksellers: The previous edition published in July, 2006 (ISBN: 978-0-7817-9026-0).

Softbound / ISBN: 978-1-4511-9345-9 / (\$74.99 / £48.00 / €58.00)

Approx. 800 pp. / Approx. 64 Full-Color Illus. / Approx. 703 Tables / 5 x 8 / March 2015



The Only EKG Book You'll Ever Need Eighth Edition

By **Malcolm S. Thaler, MD**, *Malcolm S. Thaler, MD, Physician, Internal Medicine, One Medical Group, Clinical Instructor in Medicine, Weill Cornell Medical College, Medical Staff, New York Presbyterian Hospital, New York, New York*

DESCRIPTION

For more than 25 years, **The Only EKG Book You'll Ever Need** has lived up to its name as an easy-to-understand, practical, and clear reference for everyday practice and clinical decision making. Dr. Thaler's ability to simplify complex concepts makes this an ideal tool for students, teachers, and practitioners at all levels who need to be competent in understanding how

to read an EKG. Clear illustrations, clinical examples, and case studies help you quickly learn how identify and interpret hypertrophy and enlargement, arrhythmias, conduction blocks, pre-excitation syndromes, myocardial infarction, and more.

FEATURES:

- ▶ New material throughout and shortened and simplified explanations ensure that you're reading the most up-to-date, clear, and accurate text available.
- ▶ More than 200 facsimiles of EKG strips provide greater insight into normal and abnormal tracings, increasing your understanding of their clinical significance.
- ▶ Clinical examples, interactive questions, and case studies put key concepts into real-world context so that what you learn is immediately usable.
- ▶ Full-color, simple illustrations highlight important concepts and make challenging concepts easier to understand.
- ▶ A companion eBook, with fully searchable text and interactive question bank, makes this a great resource for students, teachers, and practitioners.
- ▶ **EBOOK EXCLUSIVE:** 100 interactive Q&A, available only in the eBook


Now with the print edition, enjoy the bundled interactive eBook edition, offering tablet, smartphone, or online access to:

- ▶ Complete content with enhanced navigation
- ▶ Powerful search tools and smart navigation cross-links that pull results from content in the book, your notes, and even the web
- ▶ Cross-linked pages, references, and more for easy navigation
- ▶ Highlighting tool for easier reference of key content throughout the text
- ▶ Ability to take and share notes with friends and colleagues
- ▶ Quick reference tabbing to save your favorite content for future use

Note to Booksellers: The previous edition published in May, 2012 (ISBN: 978-1-4511-1905-3).

Softbound / ISBN: 978-1-4511-9394-7 / (\$69.99 / £28.95 / €35.00)

Approx. 360 pp. / Approx. 221 Illus. / 7 x 9 / February 2015



Histology: A Text and Atlas with Correlated Cell and Molecular Biology Seventh Edition

By **Wojciech Pawlina, MD**, *Professor and Chair, Department of Anatomy, Mayo Clinic College of Medicine, Rochester, Minnesota* and **Michael H. Ross, PhD**, *Professor and Chairman Emeritus, Department of Anatomy and Cell Biology, University of Florida College of Medicine, Gainesville, Florida*

DESCRIPTION

Now in its seventh edition, **Histology: A Text and Atlas** is ideal for medical, dental, health professions, and undergraduate biology and cell biology students. This best-selling combination text and atlas includes a detailed textbook, which emphasizes clinical and functional correlates of histology fully supplemented by vividly informative illustrations and photomicrographs. Separate, superbly illustrated atlas sections follow almost every chapter and feature large-size, full-color digital photomicrographs with labels and accompanied descriptions that highlight structural and functional details of cells, tissues, and organs.

FEATURES


- ▶ **NEW!** All illustrations are now completely revised and redrawn for a consistent art program.
- ▶ **NEW!** Histology 101 sections provide students with a reader-friendly review of essential information covered in the preceding chapters.
- ▶ **NEW!** Updated cellular and molecular biology coverage reflects the latest advances in the field.
- ▶ More than 100 atlas plates that incorporate 435 full-color, high-resolution photomicrographs.
- ▶ Reader-friendly highlights including red bold terms, blue clinical text, and folders featuring clinical and functional correlations that increase student understanding and facilitates efficient study.
- ▶ Easy-to-understand tables aid students in learning and reviewing information (such as staining techniques) without having to rely on rote memorization.
- ▶ Features of cells, tissues, and organs and their functions and locations are presented in easy-to-locate, easy-to-review bulleted lists.
- ▶ Additional clinical correlation and functional consideration folders have been added providing information related to symptoms, photomicrographs of diseased tissues or organs, short histopathological descriptions, and molecular basis for clinical intervention.

Note to Booksellers: The previous edition published in October, 2010 (ISBN: 978-0-7817-7200-6).

**North American Edition / Softbound / ISBN: 978-1-4511-8742-7 / (\$89.99 / £N/A / €N/A)
USA, Canada, Australia, New Zealand, Puerto Rico & US Virgin Islands
(St. Thomas & St. Croix)**

**International Edition / Softbound / ISBN: 978-1-4698-8931-3 / (\$89.99 / £45.00 / €54.00)
World ex. USA, Canada, Australia, New Zealand, Puerto Rico & US Virgin Islands
(St. Thomas & St. Croix)**

Approx. 992 pp. / 854 Full-Color Illus. / 8.375 x 10.875 / January 2015



Manual of Nutritional Therapeutics Sixth Edition

Lippincott Manual Series

By **David H. Alpers**, *David H. Alpers, M.D., William B. Kountz Professor of Geriatrics in Medicine, Assistant Director, Center for Human Nutrition, Washington University School of Medicine, St. Louis, Missouri*; **Beth E. Taylor, D.C.N., R.D.N, L.D, C.N.S**, *Beth E. Taylor, D.C.N., R.D.N, L.D, C.N.S.C, F.C.C.M., Nutrition Support Specialist, Surgical Intensive Care Unit, Barnes-Jewish Hospital, St. Louis, Missouri*; **Dennis M. Bier, MD**, *Dennis M. Bier, M.D., Professor of Pediatrics, Baylor College of Medicine, Director USDA/ARS Children's Nutrition Research Center, Houston, Texas*; **Samuel Klein, MD**, *Samuel Klein, M.D., William H. Danforth Professor of Medicine and Nutritional Science, Director, Center for Human Nutrition, and Atkins Center of Excellence in Obesity Medicine, Washington University School of Medicine, Saint Louis, Missouri*

DESCRIPTION

Optimize your patients' nutrition! Coauthored by three physicians and a dietitian, this quick-reference manual provides **practical, state-of-the-art, evidence-based nutrition recommendations** for healthy adults, hospitalized patients, and people with a full range of health conditions. It's an ideal source to help you **meet the nutrition needs of every patient.**

FEATURES

- ▶ **Effectively counsel healthy patients** with nutrition recommendations for both **young and older adults**, and provide specific guidance for patients who are **pregnant or lactating.**
- ▶ **Find information on individual nutrients (e.g. vitamin D, iron), contained in a dedicated section covering nutrient components.**
- ▶ **Get detailed guidance** with separate chapters on *Protein and Calories, Vitamins, Minerals, and Dietary Supplements.*
- ▶ Access advice **specific for metabolic disorders** (diabetes, dyslipidemia, and renal disease), for obesity, and for chronic wasting diseases (cancer, AIDS).
- ▶ Make informed decisions on **enteral and parenteral nutritional therapy.**

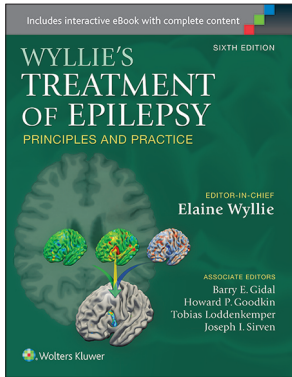
Now with the print edition, enjoy the bundled interactive eBook edition, offering tablet, smartphone, or online access to:

- ▶ **Complete content** with enhanced navigation
- ▶ A **powerful search** that pulls results from content in the book, your notes, and even the web
- ▶ **Cross-linked pages**, references, and more for easy navigation
- ▶ **Highlighting tool** for easier reference of key content throughout the text
- ▶ Ability to **take and share notes** with friends and colleagues
- ▶ **Quick reference tabbing** to save your favorite content for future use

Note to Booksellers: The previous edition published in March, 2008 (ISBN: 978-0-7817-6841-2).

Softbound / ISBN: 978-1-4511-9187-5 / (\$74.99 / £49.00 / €59.00) Worldwide

Approx. 732 pp. / Approx. 275 2-Color Illus. / 6 x 9 / February 2015



Wyllie's Treatment of Epilepsy Principles and Practice Sixth Edition

By **Elaine Wyllie, MD**, Professor of Medicine, Cleveland Clinic Lerner College of Medicine, Staff Physician, Pediatric Epilepsy, Epilepsy Center, Neurological Institute, Cleveland Clinic, Cleveland, Ohio

DESCRIPTION

Meet the challenges of epilepsy treatment with today's best knowledge! Wyllie's Treatment of Epilepsy: Principles and

Practice, Sixth Edition, provides a broad, detailed, and cohesive overview of seizure disorders and contemporary treatment options. Written by the most influential experts in the field and thoroughly updated to provide the most current content, Wyllie's Treatment of Epilepsy assists neurologists and epilepsy specialists, neurology residents and fellows, and neuropsychologists in assessing and treating their patients with the latest treatment options. Dr. Wyllie is once again joined by associate editors Dr. Barry Gidal and Dr. Howard Goodkin, as well as newcomers Dr. Joseph Sirven of the Mayo Clinic and Dr. Tobias Loddenkemper of Harvard Medical School.

FEATURES

- ▶ In-depth review of the subspecialties of epileptology, i.e., neuroimaging, epilepsy surgery, antiepileptic medications
- ▶ Comprehensive single-volume text on epileptology
- ▶ Clinically oriented, evidence-based reference
- ▶ Online bank of over 500 board review-style questions highlighting key concepts for board examinations and clinical practice

Now with the print edition, enjoy the bundled interactive eBook edition, offering tablet, smartphone, or online access to:


- ▶ **Complete content** with enhanced navigation
- ▶ A **powerful search** that pulls results from content in the book, your notes, and even the web
- ▶ An online bank of **over 500 board-style review questions**
- ▶ **Cross-linked pages**, references, and more for easy navigation
- ▶ **Highlighting tool** for easier reference of key content throughout the text
- ▶ Ability to **take and share notes** with friends and colleagues
- ▶ **Quick reference tabbing** to save your favorite content for future use

Note to Booksellers: The previous edition published in November, 2010 (ISBN: 978-1-58255-937-7).

Hardbound / ISBN: 978-1-4511-9152-3 / (\$319.99 / £218.00 / €262.00) Worldwide

Approx. 1,088 pp. / Approx. 380 Illus. / Approx. 40 2-Color Illus. / 15 Full-Color Illus.

Approx. 100 Tables / 8.375 x 10.875 / March 2015



Basic Clinical Neuroscience Third Edition

By **Paul A. Young, PhD**, Professor, Center for Anatomical Science and Education, St. Louis University School of Medicine, St. Louis, Missouri; **Paul H. Young, MD**, Clinical Professor of Neurosurgery, Department of Surgery, Clinical Professor of Anatomy, Center for Anatomical Science and Education, Department of Surgery, St. Louis, Missouri; **Daniel L. Tolbert, PhD**, Emeritus Professor of Anatomy and Surgery, Emeritus Director, Center for Anatomical Science and Education, Department of Surgery, St. Louis University School of Medicine, St. Louis, Missouri

DESCRIPTION

Succeed in your course and on the boards with **Basic Clinical Neuroscience, Third Edition**. This clinically oriented, student-friendly book provides the anatomic and pathophysiologic basis for understanding neurologic abnormalities through concise descriptions of functional systems. Students have consistently praised the book for its exceptionally clear explanations of concepts. Updated throughout to reflect recent advances in the field, the book emphasizes the localization of specific medically important anatomic structures and clinically important pathways, using anatomy-enhancing, full color illustrations, as well as schematic illustrations of lesions, pathways, and tracts.

ologic basis for understanding neurologic abnormalities through concise descriptions of functional systems. Students have consistently praised the book for its exceptionally clear explanations of concepts. Updated throughout to reflect recent advances in the field, the book emphasizes the localization of specific medically important anatomic structures and clinically important pathways, using anatomy-enhancing, full color illustrations, as well as schematic illustrations of lesions, pathways, and tracts.


FEATURES

- ▶ A new full-color design enhances illustrations and images and makes the material more engaging and easier to understand.
- ▶ Additional clinical images, case studies, review questions, and clinical correlations have been added to help students master the subject matter.
- ▶ Chapter-opening cases apply concepts to clinical practice, allowing students to see the real world relevance of what they are learning.
- ▶ Clinical Connection boxes inserted near relevant anatomical structure or pathway discussions prepare students for the boards and clinical practice.
- ▶ A complete chapter that focuses on locating lesions helps you hone your knowledge and skills.
- ▶ Chapter-ending review questions allow students to assess their understanding as they move through the book.
- ▶ Unique, hand-drawn artwork—now updated to full color—clarifies key structures.
- ▶ An end-of-the-book glossary of key terms is ideal for self-testing and review.
- ▶ An Atlas of Myelin-Stained Sections helps in identification of key structures.
- ▶ An online Question Bank makes it easy to prepare for course and board exams.

Note to booksellers: Previous edition published October, 2007 (ISBN: 978-0-7817-5319-7).

Softbound / ISBN: 978-1-4511-7329-1 / (\$69.99 / £32.00 / €38.00) Worldwide

464 pp. / Approx. 325 Illus. / 7 x 10 / February 2015



Review Questions in Ophthalmology Third Edition

Edited by **Kenneth C. Chern, MD**, Assistant Clinical Professor, Francis I. Proctor Foundation, University of California, San Francisco, California and **Michael A. Sidel, MD**, Assistant Professor, Director of Cornea Service, Section of Ophthalmology, University of Chicago, Chicago, Illinois

DESCRIPTION


Approach your exams with confidence using **Review Questions in Ophthalmology, Third Edition**. You'll find a concise review of all specialty rotations in ophthalmology, plus key areas such as embryology, anatomy, pediatrics, plastics, and lenses. Real-life clinical cases and more than 1,000 multiple choice questions with answers and explanations in this comprehensive review of ophthalmology provide core knowledge for all residents and fellows in ophthalmology, preparing you for success—both on your exams and in your practice!

FEATURES

- ▶ Test yourself with 1,000+ multiple choice questions, including answers and explanations.
- ▶ Clearly visualize what you're likely to see on exams and in practice, thanks to more than 400 clinical photographs, fluorescein angiograms, and CT, MRI, and ultrasound images.
- ▶ More than 400 clinical images (including photographs, fluorescein angiograms, and CT, MRI, and ultrasound images)
- ▶ Focus on common diseases for more useful self-assessment and real-life clinical preparation.
- ▶ LWW's Online Resources for review content is all housed on ThePoint, which provides flexible learning solutions and resources using Review Questions in Ophthalmology, 3rd Edition.
- ▶ Complete content for easy navigation

Note to Booksellers: The previous edition published in September, 2004 (ISBN: 978-0-7817-5203-9).

Softbound / ISBN: 978-1-4511-9201-8 / (\$129.99 / £92.00 / €110.00) Worldwide
 Approx. 560 pp. / Approx. 425 Illus. / 318 in Full-Color / 8.375 x 10.875 / January 2015



Sternberg's Diagnostic Surgical Pathology Review Second Edition

By **Pier Luigi Di Patre, MD, PhD**, Associate Professor of Pathology, Texas A&M Health Science Center College of Medicine, Bryan, Texas, Scott & White Hospital, Temple, Texas and **Darryl Carter**, Professor Emeritus, Department of Pathology, Yale University School of Medicine, New Haven, Connecticut; Consultant, Department of Pathology, Joint Pathology Center, Silver Spring, Maryland

DESCRIPTION

Based on the sixth edition of **Sternberg's Diagnostic Surgical Pathology**, this multiple choice question and answer resource covers all aspects of Surgical Pathology and is an ideal review tool for board preparation, recertification exams, or just brushing up. Now significantly revised, it includes more than 1,000 questions and answers that emphasize differential diagnostic aspects of problem solving, accompanied by more than 600 full-color illustrations.

FEATURES


- ▶ **Offers a systematic review of Surgical Pathology**, including skin, soft tissue, bone, and joints; breast; central nervous system; endocrine system; hematopoietic and lymphatic systems; head and neck; intrathoracic organs and blood vessels; alimentary canal and associated organs; urinary tract and male genital system; and female reproductive system and peritoneum.
- ▶ **Each question focuses on a specific disease entity or diagnostic problem** as presented in **Sternberg's Diagnostic Surgical Pathology, Sixth Edition**.
- ▶ **Questions are followed by answers and succinct explanations.**
- ▶ **More than 600 full-color illustrations** highlight key visual aspects of diagnosis

Online Resources are housed in one robust, easy-to-access website. ThePoint provides flexible learning solutions and resources to practitioners using **Sternberg's Diagnostic Surgical Pathology Review**:

- ▶ Test yourself with 1,000+ questions and answers that include explanations
- ▶ 600+ full-color illustrations

Note to Booksellers: The previous edition published in August, 2004 (ISBN: 978-0-7817-4052-4).

Softbound / ISBN: 978-1-4511-9211-7 / (\$149.99 / £99.99 / €120.00) Worldwide
 Approx. 488 pp. / Approx. 16 2-Color Illus. / 583 Full-Color Illus. / 8.375 x 10.875 / February 2015



Sternberg's Diagnostic Surgical Pathology Sixth Edition

By **Stacey E. Mills**, *University of Virginia Health Sciences, Department of Pathology*

DESCRIPTION

Visually stunning and thoroughly up to date, the sixth edition of **Sternberg's Diagnostic Surgical Pathology** continues to set the standard for differential diagnosis of the surgical specimen. Offering the latest information on all currently known diseases, this classic two-volume reference presents advanced diagnostic techniques from a virtual “who’s who” of experts in the field – pathologists who provide authoritative guidance on the diagnostic evaluation of every type of specimen from every anatomic site. No matter what your level of training or experience, keeping Sternberg’s near your microscope is the next best thing to a personal consultation with a trusted colleague.

FEATURES

- ▶ **Clearly visualize** nearly every specimen you’re likely to see, thanks to **more than 4,000 full-color illustrations**, each color-balanced to dramatically improve image quality.
- ▶ **Get practical, real-world help** on diagnostic problems and pitfalls from the text that has emphasized a hands-on focus from the very first edition.
- ▶ **Benefit from significant updates** in key areas of the field, particularly in immunohistochemistry and molecular pathology.
- ▶ **Stay up to date with new information** on new molecular and immunohistochemical markers for diagnosis and prognosis of neoplasia, improved classification systems for diagnosis and prognosis, the role of pathology in new diagnostic and therapeutic techniques, and the recognition of new entities or variants of entities.
- ▶ Keep abreast of **updated World Health Organization (WHO) terminology** regarding tumor diagnosis.

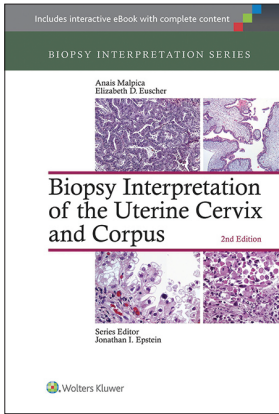
Now with the print edition, enjoy the bundled interactive eBook edition, offering tablet, smartphone, or online access to:

- ▶ **Complete content with enhanced navigation**
- ▶ **Powerful search tools and smart navigation cross-links** that pull results from content in the book, your notes, and even the web
- ▶ **Cross-linked pages, references, and more** for easy navigation
- ▶ **Highlighting tool** for easier reference of key content throughout the text
- ▶ Ability to **take and share notes** with friends and colleagues
- ▶ **Quick reference tabbing** to save your favorite content for future use
- ▶ Over **900 multiple choice questions** to reinforce the material in the chapters

Note to Booksellers: The previous edition published in August, 2009 (ISBN: 978-0-7817-7942-5).

Hardbound / ISBN: 978-1-4511-8875-2 / (\$489.99 / £346.00 / €415.00) Worldwide

Approx. 2,928 pp. / 4,597 Full-Color Illus. / 8.375 x 10.875 / February 2015



Biopsy Interpretation of the Uterine Cervix and Corpus Second Edition

Biopsy Interpretation Series

Edited by **Anais Malpica, MD**, Professor, Department of Pathology, The University of Texas M.D. Anderson Cancer Center, Houston, Texas and **Elizabeth D. Euscher, MD**, Assistant Professor, Department of Pathology, The University of Texas M.D. Anderson Cancer Center, Houston, Texas

DESCRIPTION

Part of the comprehensive Biopsy Interpretation Series, the second edition of **Biopsy Interpretation of the Uterine Cervix and Corpus** provides an easy-to-follow, practical approach to normal histology, non-neoplastic conditions, and neoplasia of

the cervix and uterine body. Focusing on the most common biopsies, this up-to-date bench reference emphasizes morphologic features and immunohistochemistry in the diagnostic material, with close attention paid to differential diagnosis, including benign mimics of tumors.

FEATURES

- ▶ **Stay up to date** with what's new in gynecologic pathology with an **all-new chapter on metastatic tumors**, plus updated references and terminology throughout.
- ▶ **Focus on differential diagnosis** and **frequently encountered pitfalls** of the most common entities observed in the cervix, endometrium, and myometrium.
- ▶ **Clearly visualize** the specimens you're likely to see with hundreds of high-quality images, both in the text and online.
- ▶ **Get up-to-date guidance** on ancillary tests such as in situ hybridization for HPV and molecular studies for microsatellite instability assessment and molar pregnancy.
- ▶ **Test your knowledge** online with over 50 questions ideal for self-assessment.


Now with the print edition, enjoy the bundled interactive eBook edition, offering tablet, smart-phone, or online access to:

- ▶ **50 questions** for review and self-assessment, **plus over 1,000 additional full-color images** available only online.
- ▶ **Complete content with enhanced navigation**
- ▶ **Powerful search tools and smart navigation cross-links** that pull results from content in the book, your notes, and even the web
- ▶ **Cross-linked pages, references, and more** for easy navigation
- ▶ **Highlighting tool** for easier reference of key content throughout the text
- ▶ Ability to **take and share notes** with friends and colleagues
- ▶ **Quick reference tabbing** to save your favorite content for future use

Note to Booksellers: The previous edition published in September, 2009 (ISBN: 978-0-7817-8779-6).

Hardbound / ISBN: 978-1-4511-9296-4 / (\$169.99 / £123.00 / €148.00) Worldwide

Approx. 368 pp. / 367 Full-Color Illus. / 6 x 9 / February 2015



Differential Diagnoses in Surgical Pathology: Gastrointestinal Tract

By **Elizabeth A. Montgomery, MD**, *Professor of Pathology, Oncology, and Orthopedic Surgery, Department of Pathology, Division of Gastrointestinal and Liver Pathology, Johns Hopkins Medical Institutions, Baltimore, Maryland* and **Whitney M. Green, MD**, *Resident, Department of Pathology, Johns Hopkins Medical Institutions, Baltimore, Maryland*

DESCRIPTION

Systematically solve tough diagnostic challenges in GI pathology with **Differential Diagnoses in Surgical Pathology: Gastrointestinal Tract!** This clinical reference in the **Differential Diagnoses in Surgical Pathology Series** uses select images of clinical and pathological findings together with succinct, expert instructions, to guide you through the decision-making process by distinguishing between commonly confused Gastrointestinal lesions.

FEATURES

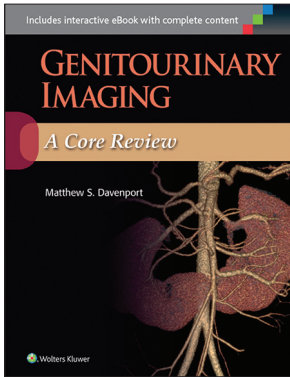
- ▶ **Efficiently work through more than 150 differential diagnoses in GI pathology** presented side-by-side for easy comparison, including the most common entities as well as selected rarer diseases.
- ▶ **Get all the assistance you need at a glance** with concise, bulleted summaries of clinical and pathological findings and view relevant pictorial examples on the corresponding pages.
- ▶ **View high-quality images of similar-looking lesions side by side** for easy comparison

Now with the print edition, enjoy the bundled interactive eBook edition, offering tablet, smartphone, or online access to:

- ▶ **Complete content** with enhanced navigation
- ▶ A **powerful search** that pulls results from content in the book, your notes, and even the web
- ▶ **Cross-linked pages**, references, and more for easy navigation
- ▶ A **Highlighting tool** for easier reference of key content throughout the text
- ▶ The ability to **take and share notes** with friends and colleagues
- ▶ **Quick reference tabbing** to save your favorite content for future use

Hardbound / ISBN: 978-1-4511-9189-9 / (\$169.99 / £114.00 / €137.00) Worldwide

Approx. 528 pp. / 1,433 Full-Color Illus. / 8.375 x 10.875 / February 2015



Genitourinary Imaging: A Core Review

By Matthew Davenport

DESCRIPTION

Assess your knowledge and master core material with this image-rich review tool! Designed to follow the structure of the Core Exam module for genitourinary imaging, **Genitourinary Imaging: A Core Review** prepares you for the exam with coverage of image acquisition physics, iatrogenic adverse events, image-based diagnosis, percutaneous biopsy and drainage catheter techniques, disease management, medical ethics, and more. 300 questions, answers, and explanations accompany hundreds of high-quality radiographs, CT, and MR image, in a format that mimics the Core Exam. Put this user-friendly re-

source to work for you and approach the Core Exam and MOC exam with confidence!

FEATURES

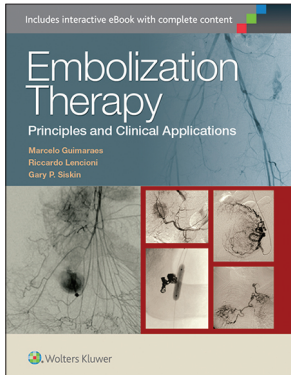
- ▶ **Prepare for every aspect of the exam** with thorough coverage of contrast media, kidneys, adrenal glands, upper and lower GU tract, male and female genitalia, retroperitoneum, and more.
- ▶ **Questions are divided according to the Core Exam Study Guide**, so you can work on particular topics as needed.
- ▶ **Multiple-choice questions and extended matching questions** have corresponding answers with explanations of not only why one answer is correct, but also why other options are incorrect.
- ▶ **References are provided for every question**, helping you further your knowledge when you want to delve more deeply into a particular topic.
- ▶ **An ideal reference and review tool** for residents, fellows, practicing radiologists, and those preparing for Maintenance of Certification.

Now with the print edition, enjoy the bundled interactive eBook edition, offering tablet, smartphone, and online access to:

- ▶ **Complete content with enhanced navigation**
- ▶ **Powerful search tools and smart navigation cross-links** that pull results from content in the book, your notes, and even the web
- ▶ **Cross-linked pages, references, and more** for easy navigation
- ▶ **Highlighting tool** for easier reference of key content throughout the text
- ▶ Ability to **take and share notes** with friends and colleagues
- ▶ **Quick reference tabbing** to save your favorite content for future use

Softbound / ISBN: 978-1-4511-9407-4 / (\$59.99 / £39.99 / €48.00) Worldwide

Approx. 320 pp. / Approx. 340 Illus. / 34 in Full-Color / 8.375 x 10.875 / January 2015



Embolization Therapy: Principles and Clinical Applications

By Marcelo Guimaraes, MD; Riccardo Lencioni, MD; Gary Siskin, MD

DESCRIPTION

Comprehensive and up to date, **Embolization Therapy: Principles and Clinical Applications** covers all the current devices, basic and advanced techniques, and tips and tricks that you need to know to make the most of these frequently performed procedures in your practice. From a review of embolic agents, to step-by-step clinical applications, to discussions of the future of embolotherapy, you'll find complete coverage of today's embolization procedures in one convenient volume.


FEATURES

- ▶ **Covers all basic techniques as well as specialized procedures** such as interventional oncology, management of vascular malformations, endovascular management of trauma, uterine fibroid embolization, and more.
- ▶ **Offers the knowledge and experience** of dozens of recognized experts in vascular and interventional radiology, neuro-interventional radiology, and vascular surgery worldwide.
- ▶ **Provides updated standards of care** from global authorities in the field, as well as **personal tips and tricks** in quick-reference tables throughout.
- ▶ **Contains a chapter on practice development and the future of embolization therapy**, helping you add value to a portfolio of procedures with specialized or unusual techniques.
- ▶ **Gives clear, concise guidance** on intracranial and spine embolization, head and neck embolization, peripheral embolization, gastrointestinal arterial and venous embolization, hepatic embolization, intravascular delivery of therapeutic agents, pediatric embolization, and much more.

Now with the print edition, enjoy the bundled interactive eBook edition, offering tablet, smartphone, or online access to:

- ▶ **Complete content with enhanced navigation**
- ▶ **Powerful search tools and smart navigation cross-links** that pull results from content in the book, your notes, and even the web
- ▶ **Cross-linked pages, references, and more** for easy navigation
- ▶ **Highlighting tool** for easier reference of key content throughout the text
- ▶ Ability to **take and share notes** with friends and colleagues
- ▶ **Quick reference tabbing** to save your favorite content for future use

Hardbound / ISBN: 978-1-4511-9144-8 / (\$249.00 / £166.00 / €199.00) Worldwide
 Approx. 816 pp. / Approx. 1,475 Illus. / 147 in Full-Color / 8.375 x 10.875 / January 2015



Nurse's Quick Reference to Common Laboratory & Diagnostic Tests Sixth Edition

By **Frances Fischbach, RN, BSN, MSN**, Associate Clinical Professor of Nursing, Associate Professor of Nursing (Retd), School of Nursing, University of Wisconsin-Milwaukee, Milwaukee, Wisconsin and **Marshall B. Dunning, BS, MS, PhD**, Associate Professor of Medicine and Physiology, Departments of Medicine and Physiology, Division of Pulmonary and Critical Care Medicine, Medical College of Wisconsin; Director, Pulmonary Diagnostic Laboratory, Froedert Hospital, Milwaukee, Wisconsin

DESCRIPTION

Understand the nurse's role in performing, evaluating, or assisting with lab and diagnostic tests with **Nurse's Quick Reference to Common Laboratory & Diagnostic Tests, Sixth Edition**.

Using a consistent, easy-to-use format, this full color, portable quick reference provides an alphabetical listing of common laboratory and diagnostic tests, along with nursing interventions. The book offers a unique focus on the nurse's role at every stage in the process, including pre-test, intra-test, and post-test periods.


FEATURES

- ▶ **New alternate indexes** compiled by different categories, such as body system, test type, etc., make information easy to find.
- ▶ **New Drug Interaction boxes** provide concise coverage of drugs that may affect test results.
- ▶ **Drug Interaction boxes** provide concise coverage of drugs that may affect test results.
- ▶ **Revised tests and content** reflect the latest standards in testing.
- ▶ **Streamlined coverage** in Chapters 1 and 2 focuses on essential information, with additional content now available online on thePoint.
- ▶ **A focus on the nurse's role** in laboratory and diagnostic tests appears throughout the book in language and outcomes.
- ▶ **Updated Clinical Alerts** focus on items that require additional attention.
- ▶ **An alphabetical listing of common laboratory and diagnostic tests** provides fingertip access to key information.
- ▶ **Multiple indexes** make it easy to find content in a number of different ways.
- ▶ **A standard full color format for each test** makes finding specific information quick and easy.
- ▶ **Free resources for instructors and students** include the fully searchable text online for on-the-go access.
- ▶ **Free resources** include the fully searchable text online for on-the-go access.
- ▶ **A full color standard format for each test** makes finding specific information quick and easy.

Note to Booksellers: The previous edition published in January, 2010 (ISBN: 978-0-7817-9616-3).

Softbound / ISBN: 978-1-4511-9242-1 / (\$58.99 / £39.50 / €47.00) Worldwide

4.25 x 7.125 / January 2015



Handbook of Signs & Symptoms Fifth Edition

By **Wolters Kluwer**

Clinical Editor: Andrea Borchers

DESCRIPTION

The newly updated **Handbook of Signs & Symptoms, Fifth Edition** proves it is still the must-have clinical nursing tool for improving patient safety, by increasing assessment accuracy. Quick-scan entries from A to Z offer the on-the-spot answers you need for 530 signs and symptoms, covering definitions, causes, patient history, exams, diagnostics, and interventions. Save time and increase your assessment confidence: Reach for this crucial guide!


FEATURES

Improve patient safety with . . .

- ▶ NEW signs and symptoms related to emerging diseases and disorders, including avian influenza, respiratory syncytial virus, Kawasaki disease, and the currently epidemic metabolic syndrome
- ▶ NEW appendix provides definitions and common causes of 250 less-familiar or nonspecific signs and symptoms
- ▶ NEW techniques for evoking patient responses
- ▶ NEW pediatric, psychiatric, and nail and tongue signs
- ▶ NEW focus on obtaining health history needed for comprehensive, reliable documentation
- ▶ Convenient carry-it-with-you [or keep-it-handy] size
- ▶ Up-to-date methods for determining each sign or symptom’s identity, cause, and nursing implications
- ▶ Description of sign or symptom is followed by:
 - History and physical examination
 - Emergency interventions
 - Medical causes
 - Other causes
 - Patient counseling
 - Pediatric pointers, Geriatric pointers, and Gender cues
- ▶ Charts help differentiate among a sign or symptom’s multiple causes, and differences among similar signs and symptoms
- ▶ Tables on signs and symptoms relating to bioterrorism agents and herbal remedies

Note to Booksellers: The previous edition published in March, 2009 (ISBN: 978-1-60547-052-8).

Softbound / ISBN: 978-1-4511-9425-8 / (\$54.99 / £38.50 / €46.00) Worldwide
 Approx. 768 pp. / Approx. 262 2-Color Illus. / Approx. 172 Tables / 5 x 8 / March 2015



Taylor's Video Guide to Clinical Nursing Skills Third Edition

By **Carol Taylor, PhD, MSN, RN**, *Professor of Nursing, Georgetown University School of Nursing and Health Sciences, Washington, District of Columbia*; **Carol Lillis, MSN, RN**, *Faculty Emerita, Delaware County Community College, Media, Pennsylvania*; **Pamela Lynn, MSN, RN**, *Instructor, Gwynedd Mercy University, Frances M. Maguire School of Nursing and Health Professions, Gwynedd Valley, Pennsylvania*

DESCRIPTION

With more than 12 hours of video footage, this updated series follows nursing students and their instructors as they perform a range of essential nursing procedures. The Third Edition includes brand new footage to reflect current best practices and to address changes in procedures and equipment, in addition to two new skills. From reinforcing nursing skills to troubleshooting clinical problems on the fly, this dynamic video series shows nursing students and their instructors engaged in realistic nurse-patient and student-instructor interactions. Ideal as a stand-alone learning tool or as a companion to textbooks in the Taylor suite, these engaging videos parallel the skills in the textbooks and are organized in topical modules for easy reference.

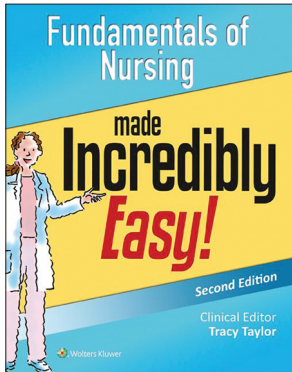
Note to Booksellers: The previous edition published in December, 2010 (ISBN: 978-1-60831-145-3).

Online Software/Access Cards / ISBN: 978-1-4963-1648-6 (\$88.99(t) / £N/A / €N/A)
Worldwide / January 2015

Student Set on thePoint - Online Software / ISBN: 978-1-4963-0651-7
(\$88.99(t) / £N/A / €N/A) Worldwide / January 2015

Student Set on DVD - Installed Software/DVD / ISBN: 978-1-4963-0648-7
(\$83.99(t) / £N/A / €N/A) Worldwide / February 2015

Institutional Set for Streaming Video - Video/Web Streaming / ISBN: 978-1-4963-0650-0
(\$6,921.99(t) / £N/A / €N/A) Worldwide / February 2015



Fundamentals of Nursing Made Incredibly Easy!

Second Edition

Incredibly Easy! Series®

By **Wolters Kluwer**

Clinical Editor: **Tracy Taylor**

DESCRIPTION

Dazed and confused by Nursing Fundamentals class? Problem solved: **Fundamentals of Nursing Made Incredibly Easy!** makes it easy to learn the basics of nursing science, concepts and skills. Enjoy the light-hearted, real-life examples, and simple definitions of this popular book, packed with easy-to-follow instructions. You'll quickly grasp the basics of nursing science and on-the-job skills and gain the confidence you need to succeed.

FEATURES

This essential, one-of-a-kind reference makes learning the fundamentals of nursing *incredibly easy* with


....

- ▶ **NEW** Info on social media and nursing
- ▶ **NEW** Info on current practice in wound care
- ▶ **NEW** Info on Healthy People 2020 health improvement program
- ▶ **NEW** Nutrition content updated to include MyPlate.gov healthy eating guidelines
- ▶ **NEW** Most current American Nursing Association practice standards
- ▶ Numerous care plan examples, including common nursing diagnoses, appropriate patient outcomes, and basis for each recommended treatment
- ▶ Three easy sections:
 - **Foundational Concepts**
 - **General Nursing Skills**
 - **Needs**
- ▶ Fun drawings and cartoons make it simple to relate to skills and concepts
- ▶ Easy-to-read content offers simple definitions of technical medical terms
- ▶ Great refresher for new nursing grads and experienced nurses looking to renew their basic skills
- ▶ Illustrated features in each chapter include:
 - *Memory joggers*
 - Simple tricks for remembering key info
 - *Teacher's lounge*
 - Patient-teaching tips on procedures, equipment and home care
 - *Ages and stages* – Identifies issues and procedures where patient's age impacts nursing care
 - *Just the facts* – Brief outline of content at the start of every chapter
 - *Quick Quiz* – NCLEX practice questions at end of every chapter
 - *Stay on the ball* – Possible dangers, risks, complications, contraindications and safety measures
 - *Take note!* – Tips on how to document patient info

Note to Booksellers: The previous edition published in February, 2006 (ISBN: 978-1-58255-930-8).

Softbound / ISBN: 978-1-4511-9424-1 / (\$49.99 / £35.00 / €42.00) Worldwide

Approx. 680 pp. / Approx. 507 2-Color Illus. / 7 x 9 / January 2015



Lippincott Textbook for Nursing Assistants A Humanistic Approach to Caregiving Fourth Edition

By Pamela Carter, RN, BSN, MEd, CNOR, *Davis Applied Technology College, Kaysville, Utah*

DESCRIPTION

This comprehensive, student-friendly text helps students master the technical communication, and critical thinking skills they need to provide compassionate, competent care in any health care setting. The book is acclaimed for its emphasis on reading comprehension over reading level and its unique and engaging art program that is fully integrated with the narrative. To ensure student success, the


content was developed in conjunction with a reading specialist to ensure readability for ESL and other students who lack strong reading skills. In addition, this edition is accompanied by a full suite of ancillary resources designed to make instructors more efficient and students more successful.

FEATURES

- ▶ **New Guidelines boxes** that focus on care of the elderly patient or resident have been added to various chapters.
- ▶ **All procedures have been updated** to reflect current practice and the NNAAP 2012 skill revisions and are accompanied by new photos and art.
- ▶ **Current procedures** on pulse oximetry, blood glucose testing, and tub and shower bathing have been integrated throughout.
- ▶ **A new, two-chapter unit** covers nursing assistant care with residents in long-term care settings.
- ▶ **Updated statistics, MyPlate nutritional guidelines, and 2010 AHA BLS guidelines** have been integrated throughout the text.
- ▶ **An expanded home health care unit** now features contributions from experts in the field.
- ▶ **Guidelines (“What You Do/Why You Do It”) boxes** summarize the whys and hows for carrying out key nursing assistant actions.
- ▶ **Tell the Nurse! Notes** summarize observations that the nursing assistant needs to report to the nurse.
- ▶ **Stop and Think! Scenarios** encourage students to solve real world problems in the types of complex situations they will encounter in the workplace.
- ▶ **Helping Hands and a Caring Heart: Focus on Humanistic Health Care boxes** encourage students to empathize with those in their care so they can effectively meet patients’ and residents’ emotional and spiritual needs, as well as their physical needs.
- ▶ **Empowering online learning tools** that help students master key content include *Watch and Learn/Listen and Learn Audio and Video Clips* and an *interactive audio glossary* that pronounces vocabulary words, defines them, and uses them in a sentence.

Note to Booksellers: The previous edition published in March, 2011 (ISBN: 978-1-60547-635-3).

Softbound / ISBN: 978-1-4511-9466-1 / (\$71.99 / £48.00 / €58.00) Worldwide
8.375 x 10.875 / February 2015



Community and Public Health Nursing Evidence for Practice Second Edition

By **Gail A. Harkness, DrPH, RN, FAAN**, Professor Emeritus, University of Connecticut School of Nursing, Storrs, Connecticut and Visiting Scholar, William F. Connell School of Nursing, Boston College, Chestnut Hill, Massachusetts and **Rosanna DeMarco, PhD, APRN, BC, ACRN**, Associate Professor, Public/Community Health, William F. Connell School of Nursing and Affiliate Faculty of Department of African & African Diaspora Studies, College of Arts and Sciences, Boston College, Chestnut Hill, Massachusetts

DESCRIPTION

Offering a greater emphasis on evidence-based practice than any other book for the course, **Community and Public Health Nursing, Second Edition**, demonstrates best practices in the field and helps students develop the abstract critical thinking skills and complex reasoning abilities they need to make connections between data and practice decisions. Succinct, manageable, and logically organized, the Second Edition focuses on the individual in the context of the community setting and on the global community, reflecting increasingly global healthcare concerns.

FEATURES

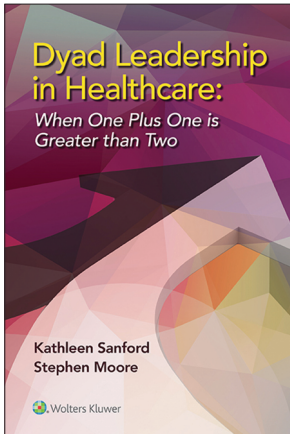
- ▶ Increased focus on non-communicable diseases as a global trend.
- ▶ Expanded use of evidence for practice examples focused on health disparities.
- ▶ Enhanced content on program evaluation.
- ▶ Addition of GIS mapping examples as appropriate for data gathering.
- ▶ **Principles of epidemiology and basic biostatistics are integrated with core principles of community and public health nursing** to provide both the methods and the knowledge students need to gather, analyze, and evaluate data as evidence for community health practice decisions.
- ▶ **Case studies in every chapter** give students an opportunity to apply community health concepts to real life scenarios.
- ▶ **Coverage of health and cultural disparities**, including ways to modify health care delivery systems to meet specific needs, is reflected in case studies, practice concerns, and evidence-for-practice examples.
- ▶ **Concrete examples** that present the scientific basis for nursing practice help students learn to interpret and apply statistical data.

Note to Booksellers: The previous edition published in March, 2011 (ISBN: 978-0-7817-5851-2).

North American Edition / Softbound / ISBN: 978-1-4511-9131-8 / (\$107.99(t) / £N/A / €N/A)
USA, Canada, Australia, New Zealand, Puerto Rico & US Virgin Islands
(St. Thomas & St. Croix)

International Edition / Softbound / ISBN: 978-1-4963-0888-7 / (\$107.99(t) / £85.00 (t) / €102.00 (t))
World ex. USA, Canada, Australia, New Zealand, Puerto Rico & US Virgin Islands
(St. Thomas & St. Croix)

Approx. 658 pp. / 8.375 x 10.875 / March 2015



Dyad Leadership in Healthcare When One Plus One is Greater than Two

By **Kathleen D. Sanford, DBA, RN, CENP, FACHE**, *Senior Vice President and Chief Nursing Officer, Catholic Health Initiatives, Englewood, Colorado* and **Stephen L. Moore, MD**, *Senior Vice President and Chief Medical Officer, Catholic Health Initiatives, Englewood, Colorado*

DESCRIPTION

For a practical and insightful how-to on creating shared health care management, dive into **Dyad Leadership in Healthcare**. Offering expert guidance from a successful clinical dyad, this

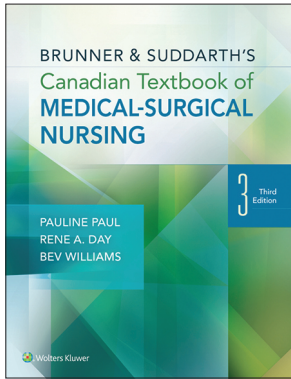
unique, forward-looking reference maps the way to enacting clinical co-leadership, while avoiding the pitfalls of power imbalances, communication gaps, and lack of management training.

Use the authors' proven methods and everyday examples to create collaborative co-management among clinicians from a range of disciplines—while reducing costs and improving patient outcomes.

FEATURES

- ▶ Informed coaching on how to successfully maintain shared leadership, overcoming issues such as hierarchal thinking and lack of trust
- ▶ Theoretical management models presented within context of real-life co-leadership scenarios
- ▶ Numerous dyad examples, such as CMIO and CNIO, CMO and CNO, Chief Quality Officer and CNO
- ▶ Detailed guidance on creating integrated dyad and triad teams: Defining individual roles, basic management training, dealing with internal team dynamics, choosing leaders with complementary skills, and choosing an organizational change management model
- ▶ Real-life stories and examples of change management and team-building by current dyad partners
- ▶ Guidance on overcoming competitiveness, executive information silos, and misunderstandings among different professions
- ▶ A vital reference and road map for all leaders, clinical and nonclinical, interested in dyad or triad leadership

Softbound / ISBN: 978-1-4511-9334-3 / (\$64.99 / £43.50 / €52.00) Worldwide
Approx. 312 pp. / Approx. 14 2-Color Illus. / Approx. 25 Tables / 6 x 9 / February 2015



Brunner & Suddarth's Canadian Textbook of Medical-Surgical Nursing

By **Pauline Paul, PhD, RN**, Faculty of Nursing, Edmonton Clinic Health Academy, University of Alberta, Edmonton, Alberta, Canada; **Rene Day, PhD, RN**, Faculty of Nursing, University of Alberta, Edmonton, Alberta, Canada; **Beverly Williams, PhD, RN**, Faculty of Nursing, University of Alberta, Edmonton, Alberta, Canada

DESCRIPTION

The only Canadian textbook to include NCLEX questions and resources, this Third Edition of the popular Canadian adaptation of **Brunner and Suddarth's Textbook of Medical-Surgical Nursing** reflects key practice differences in Canada, ranging from the healthcare system, to cultural considerations,

to epidemiology, pharmacology, and more. Known for its strong nursing process, focus, and easy readability, this acclaimed text helps students prepare for the NCLEX exam that will be required of Canadian nurses in 2015. It also focuses on physiological, pathophysiological, and psychosocial concepts as they relate to nursing care. Finally the new edition provides insightful coverage of the nursing care and health care needs of older adults and people with disabilities which is an important priority in the education of tomorrow's Canadian health care professionals.

FEATURES

- ▶ **An all-new chapter on obesity** provides vital information for medical-surgical nurses.
- ▶ **Updated NCLEX test bank** helps instructors put together tests that prepare students for the NCLEX exam that will be required of Canadian nurses beginning in 2015.
- ▶ **New Concept Mastery Alerts** clarify difficult concepts.
- ▶ **“Quality and Safety Nursing Alerts”** build upon previous edition's *Nursing Alerts* to highlight issues related to quality and safety nursing care.
- ▶ **Revised unit-opener case studies** highlight QSEN competencies.
- ▶ **Fully revised Genetics Charts** reflect the latest advances in the field.
- ▶ **Fully revised and reformatted Ethical Dilemma Charts** prepare students for the ethical dilemmas they will encounter in practice.
- ▶ **Additional coverage of fibromyalgia** has been added.
- ▶ **Icons** highlight the latest content addressing the needs of First Nations, Inuit, and Metis.
- ▶ **Page-by-page updates that reflect the most current Canadian practice** include Canadian nursing organizations and web sites, the food guide and body mass index, the Canada code of ethics, use of SI units, and more.
- ▶ **An online NCLEX test bank** helps instructors put together tests that prepare students for the NCLEX exam required for Canadian nurses beginning in 2015.
- ▶ **Nursing Research Profiles** include Canadian research, where appropriate.
- ▶ **Nursing Process sections** clarify the nurse's roles and responsibilities in caring for patients.

Hardbound / ISBN: 978-1-4511-9333-6 / (\$139.99 / £99.00 / €119.00) Canada Only

Approx. 2,400 pp. / 8.375 x 10.875 / February 2015

Introductory Mental Health Nursing

Third Edition

By **Donna Womble, MEd, BS, RN**, Program Coordinator, Assistant Professor of Nursing (Retired), South Plains College, Plainview, Texas

DESCRIPTION

Prepare LPN/LVN students to deal effectively with the mental health issues they will encounter in a wide range of healthcare settings with **Introductory Mental Health Nursing, Third Edition**. This updated edition of the author's acclaimed text provides clear, direct, and clinically relevant information on mental health nursing, supported by case applications, a built-in student workbook, a striking full color design, and a wide range of innovative features that support students every step of the way as they develop the knowledge they will need for success in their future careers.

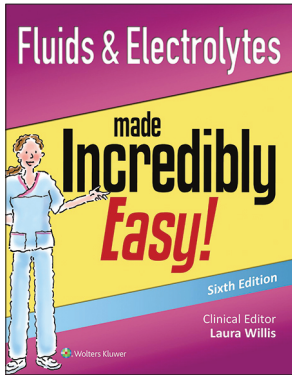
Updated to reflect the DSM-V and featuring new and expanded content throughout, the Third Edition includes a robust array of online resources to save you time and help your students succeed in the course.

FEATURES

- ▶ New coverage of the DSM-V and updated journal research-based information highlights the latest advances in the field.
- ▶ New content on cultural, ethnic, and religious issues and factors that affect mental health, such as stress, anxiety, grief, and loss, prepares students for effective practice.
- ▶ Crisis intervention content has been expanded to include victims of sexual abuse, domestic violence, and bullying and new assessment tools and scales for suicide, violence, and trauma enrich the presentation.
- ▶ The treatment of mental illness, including approach and goals, components of care, and types of therapy, along with a generalized pharmacologic treatment overview, appears in Chapter 5.
- ▶ Unit V has been restructured to discuss disorders and issues of children/adolescents and expanded to include care of the intellectually disabled child (Chapter 18).
- ▶ Chapter 19 now covers the disorders and issues of the older adult.
- ▶ The built-in student workbook has been enhanced with new NCLEX-style student review questions.
- ▶ **At a Glance** sections highlight or summarize key information for better recall and retention.
- ▶ **Just the Facts** entries provide additional information on key topics.
- ▶ **Mind Jogger critical thinking questions** promote deeper understanding.
- ▶ **Senior Focus** features provide key information specific to the care of the older adult or elderly client.
- ▶ **Client Post** sections provide disorder-related and support information that students can use to teach clients and/or their families.
- ▶ **Case Applications** provide actual scenarios with guided questions to help students apply the nursing process to resolve clinical problems.
- ▶ **Chapter-ending Student Worksheets** help students learn and retain key information through fill-in-the-blank, matching, and multiple-choice (NCLEX-style) questions.

Note to Booksellers: The previous edition published in October, 2010 (ISBN: 978-1-60831-392-1).

Softbound / ISBN: 978-1-4511-4714-8 / (\$53.99 / £37.50 / €45.00) Worldwide
Approx. 432 pp. / 175 Full-Color Illus. / 7 x 10 / February 2015



Fluids & Electrolytes Made Incredibly Easy!

Sixth Edition

Incredibly Easy! Series®

By **Wolters Kluwer**

Clinical Editor: **Laura Willis**

DESCRIPTION

Fluids & Electrolytes Made Incredibly Easy!, Sixth Edition, uses a conversational writing style to break down complex concepts and make the fundamentals of fluids and electrolytes easy to understand and put into practice.

This fully revised, updated book is organized into four parts to provide comprehensive coverage of this challenging topic:

- ▶ Fluid, electrolyte, and acid-base basics
- ▶ Fluid and electrolyte imbalances
- ▶ The importance and management of imbalances in major health problems
- ▶ Treatments

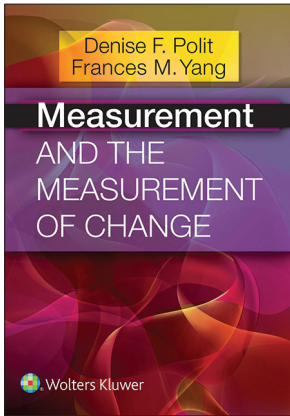
FEATURES

- ▶ Memory joggers – Simple tricks for remembering crucial info
- ▶ Caution – Danger signs and symptoms, so you can recognize trouble right away
- ▶ It's not working – Alternative interventions, for when patient outcomes aren't what you expected
- ▶ Chart smart – Critical items you need to document
- ▶ Teaching points – Clear patient-teaching tips to help your patients prevent recurrence of the problem
- ▶ Ages and stages – Issues to watch for in pediatric and elderly patients
- ▶ Just the facts – Brief outline of content at the start of every chapter
- ▶ Quick Quiz – NCLEX practice questions at end of every chapter
- ▶ That's a wrap! – Summary at end of every chapter

Note to Booksellers: The previous edition published in September, 2010 (ISBN: 978-1-60831-290-0).

Softbound / ISBN: 978-1-4511-9396-1 / (\$49.99 / £33.50 / €40.00) Worldwide

Approx. 392 pp. / 405 Full-Color Illus. / 7 x 9 / February 2015



Measurement and the Measurement of Change

By **Denise F. Polit, PhD, FAAN**, *President, Humanalysis, Inc., Saratoga Springs, NY Professor Griffith University School of Nursing Brisbane, Australia*

DESCRIPTION


Ideal for graduate-level courses on measurement or research methods, **Measurement and the Measurement of Change: A Primer for the Health Professions** provides a “gentle” introduction to and overview of complex measurement content. While this primer assumes a basic understanding of statistics and statistical inference, the statistical content serves to enhance conceptual understanding rather than to guide computations. Drawing on measurement theory and approaches from a variety of fields, including psychometrics and clinimetrics, this important work provides unique information for health professionals who develop new instruments, adapt existing ones, select instruments for use in clinical trials or in clinical practice, interpret information from measurements and changes in scores, or undertaking a systematic review on instruments.

FEATURES

- ▶ **A compelling multidisciplinary approach** draws from psychometrics, clinimetrics, and other fields to help readers understand measurement concepts.
- ▶ **Diverse examples of measures and classification systems** used in medicine, public health, nursing, psychotherapy, epidemiology, physical therapy, nutrition science, and other health fields, illustrate key measurement concepts.
- ▶ **A glossary of key terms and a thorough index** support graduate-level research methods students as well as practicing clinicians and researchers.
- ▶ **Practical guidance** on measurement assists those who develop new instruments, adapt existing ones, select instruments for use in clinical trials or in clinical practice, interpret information from measurements and changes in scores, or undertake a systematic review on instruments.

Softbound / ISBN: 978-1-4511-9449-4 / (\$54.99 / £36.95 / €44.00) Worldwide

Approx. 352 pp. / 7 x 10 / February 2015



Exercise Physiology

Integrating Theory and Practice

Second Edition

By **William J. Kraemer, PhD**, Professor, Department of Human Sciences, College of Education and Human Ecology, The Ohio State University, Columbus, Ohio; **Steven J. Fleck, PhD**, Professor and Chair, Department of Kinesiology, University of Wisconsin-Eau Claire, Eau Claire, Wisconsin; **Michael R. Deschenes, PhD**, Professor and Chair, Department of Kinesiology and Health Sciences, The College of William & Mary, Williamsburg, Virginia

DESCRIPTION

Help your students develop an understanding of exercise physiology concepts and their application to athletic performance and well-being with **Exercise**

Physiology, Second Edition. Using an engaging evidence-based approach that combines research and theory with practical discussions of nutrition and training, the authors help students understand how the human body works and responds to exercise. The Second Edition includes new video clips, a fresh new design, and online teaching and learning resources to save you time and help your students succeed.

FEATURES


- ▶ **New video clips from experts** demonstrate fascinating, real-life applications to a variety of exercise science careers.
- ▶ **Enhanced art and photos** bring concepts to life.
- ▶ **A fresh new design** enhances readability and makes key concepts more accessible.
- ▶ **Ask the Expert boxes** present key issues from the real-world perspective of experts and industry leaders.
- ▶ **Case studies with scenarios and questions** prepare students for practice and build their critical thinking skills.
- ▶ **Practical Questions from Students boxes** answer the types of questions frequently asked by students keep period—after students.
- ▶ **Applying Research boxes** present current research, controversies, or theories to demonstrate the evidence behind key concepts.
- ▶ **Chapter-opening Introductions and Objectives** alert students to what's important in the chapter, enabling them to read with a purpose.
- ▶ **Quick Review boxes** give students an opportunity to check their understanding in real time as they move through the chapters.
- ▶ **Did You Know? boxes** engage students with interesting information about concepts presented in the text.
- ▶ **Chapter-ending Review Questions** (fill-in-the-blank, multiple-choice, short answer, critical thinking, and true/false) help students master key concepts and prepare for exams.
- ▶ **Key Terms**—bolded throughout the text with definitions at the end of each chapter—help students master the terminology of the field.
- ▶ **Student Resources** include: Expert videos • Animations • Quiz bank • Electronic Flashcards
- ▶ **Instructor Resources** include: Test generator • Image bank • Answers to Review Questions • LMS cartridges

Note to Booksellers: The previous edition published in March, 2011 (ISBN: 978-0-7817-8351-4).

North American Edition / Hardbound / ISBN: 978-1-4511-9319-0 / (\$114.99 / £N/A / €N/A)
USA, Canada, Australia, New Zealand, Puerto Rico & US Virgin Islands
(St. Thomas & St. Croix)

International Edition / Hardbound / ISBN: 978-1-4963-0908-2 / (\$114.99 / £39.00 / €47.00)
World ex. USA, Canada, Australia, New Zealand, Puerto Rico & US Virgin Islands
(St. Thomas & St. Croix)

Approx. 544 pp. / Approx. 261 Illus. / 259 in Full-Color / 8.375 x 10.875 / February 2015



Neuroscience

Exploring the Brain

Fourth Edition

By **Mark F. Bear, PhD**, Professor, MIT University, Cambridge, Massachusetts; **Barry W. Connors, PhD**, Professor of Medical Sciences, Brown University, Providence, Rhode Island; **Michael A. Paradiso, PhD**, Professor of Neuroscience, Brown University, Providence, Rhode Island

DESCRIPTION

Acclaimed for its clear, friendly style, excellent illustrations, leading author team, and compelling theme of exploration,

Neuroscience: Exploring the Brain, Fourth Edition takes a fresh, contemporary approach to the study of neuroscience, emphasizing the biological basis of behavior. The authors' passion for the dynamic field of neuroscience is evident on every page, engaging students and helping them master the material. In just a few years, the field of neuroscience has been transformed by exciting new technologies and an explosion of knowledge about the brain. The human genome has been sequenced, sophisticated new methods have been developed for genetic engineering, and new methods have been introduced to enable visualization and stimulation of specific types of nerve cells and connections in the brain. The new Fourth Edition has been fully updated to reflect these and other rapid advances in the field, while honoring its commitment to be student-friendly with striking new illustrations, additional animations, and an unparalleled array of online resources.

FEATURES


- ▶ “Path of Discovery” boxes by leading experts in the field (including Nobel Prize winners) showcase actual research experiences, illuminating real-life paths to scientific discovery.
- ▶ Illustrations and animations make complex concepts easier to understand.
- ▶ A neuroanatomy atlas insert (Appendix to Chapter 7) provides large images that highlight the anatomy of the brain, along with a self-quiz that gives students an opportunity to check their understanding.
- ▶ “Of Special Interest” boxes provide interesting facts and topics that connect theory with real-life neuroscience applications.
- ▶ “Brain food” boxes provide additional information on key topics.

Note to Booksellers: The previous edition published in February, 2006 (ISBN: 978-0-7817-6003-4).

North American Edition / Hardbound / ISBN: 978-0-7817-7817-6 / (\$127.99 / £N/A / €N/A)
USA, Canada, Australia, New Zealand, Puerto Rico & US Virgin Islands
(St. Thomas & St. Croix)

International Edition / Hardbound / ISBN: 978-1-4511-0954-2 / (\$127.99 / £38.00 / €46.00)
World ex. USA, Canada, Australia, New Zealand, Puerto Rico & US Virgin Islands
(St. Thomas & St. Croix)

1,008 pp. / Approx. 700 Illus. / 700 in Full-Color / Approx. 15 Tables / 8.375 x 10.875 / March 2015



Nutrition and Diagnosis-Related Care Eighth Edition

By **Sylvia Escott-Stump, MA, RD, LDN**, *Dietetic Internship Director, East Carolina University, Greenville, North Carolina; Consulting Dietitian, Nutritional Balance, Winterville, North Carolina; 2011-2012 President, American Dietetic Association*

DESCRIPTION

Prepare your students for effective practice with **Nutrition and Diagnosis-Related Care, Eighth Edition**. Written by well-known author and nutritionist Sylvia Escott-Stump, this best-selling book provides “need to know,” condition-specific, evidence-based medical nutrition therapy information for more hundreds of diseases and disorders in a unique monograph-style format that makes information easy to find.

FEATURES

- ▶ **A new “Hot Topics” section** in each chapter focuses on current nutrition-related topics, including Inflammation, which is now seen as the root of many disorders.
- ▶ **New and updated content** provides the latest information on autism and neurodegenerative and neuropsychiatric disorders.
- ▶ **New scenarios** provide examples of the types of experiences the dietician will encounter in assessment, diagnosis, evaluation, and monitoring.
- ▶ **An updated design** provides clear and consistent templated information for each disorder.
- ▶ **Nutritional Acuity Level Rankings** developed for each condition from a survey of over 75 clinical nutrition managers and practitioners highlight the most prevalent and common conditions seen and treated by dietitians.
- ▶ **A quick reference format** provides background information, objectives for care, dietary and nutritional recommendations, and commonly used medications, herbal, and botanical remedies and their potential side effects for every condition.
- ▶ **A unique focus on genomic content** provides readers the research-based information they need to diagnose, treat, and personalize a nutrition therapy program that takes into account genetics-related risk factors.
- ▶ **An updated art, illustration, and design program** features an updated template with new headers that highlight *Food/Drug Interactions* and *Common Drugs* to make essential information easier to find.
- ▶ **Unique coverage of PES** (Problem related to the Etiology as evidenced by Signs & Symptoms) demonstrates how the assessment is linked to the actual problem as required by the Academy of Nutrition and Dietetics.
- ▶ **A “Hot Topics” section** in each chapter focuses on current nutrition-related topics, including Inflammation, which is now seen as the root of many disorders.
- ▶ **Icons and other visual elements** help readers quickly locate the information they need.
- ▶ **An extensive section on complementary nutrition** provides vital information on herbs, botanicals, and dietary supplements.

Note to Booksellers: The previous edition published in January, 2011 (ISBN: 978-1-60831-017-3).

Softbound / ISBN: 978-1-4511-9532-3 / (\$106.99 / £72.00 / €86.00) Worldwide

Approx. 1,064 pp. / 176 Full-Color Illus. / Approx. 346 Tables / 8.375 x 10.875 / January 2015

AVAILABLE WORLDWIDE

MEXICO & CENTRAL AMERICA


Wolters Kluwer P&E Mexico,
S.A. de C.V.
Ejercito Nacional No. 404, Of. 801/802
Chapultepec Morales, Miguel Hidalgo
C.P. 11570, México D.F.
tel: +52 55 56633369
Daniela.Moran@wolterskluwer.com

REST OF WORLD

Wolters Kluwer
PO Box 1600
Hagerstown, MD 21741 USA
tel: 1-301-223-2318
fax: 1-301-223-2400
Visit LWW.com

SPAIN

Servicio Universidad / Prodilú
tel: +34 93 260 1919 / +34 91 565 2800
email: comercial@serviciouniversidad.es
Prodilú@serviciouniversidad.es



Beckmann

Obstetricia y ginecología, 7e

February 2015 / ISBN: 978-84-16004-78-2
\$63.00(t) / £50.00(t) / €60.00(t))



Cornelissen

Memorama Microbiología, (Lippincott Illustrated Reviews Series)

February 2015 / ISBN: 978-84-16004-75-1
\$25.00(t) / £23.50(t) / €28.00(t))




Costanzo

Fisiología: Serie Revisión de temas, 6e (Board Review Series)

February 2015 / ISBN: 978-84-16004-66-9
\$27.00 / £23.50 / €28.00)

SPANISH LANGUAGE TITLES (continued)




DeLong

Patología oral y general en odontología, 2e

March 2015 / ISBN: 978-84-16004-84-3

\$65.00(t) / £56.00(t) / €67.00(t)

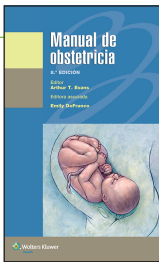


Dudek

Embriología: Serie Revisión de temas, 6e (Board Review Series)

January 2015 / ISBN: 978-84-16004-61-4

\$27.00 / £22.50 / €27.00)



Evans

Manual de obstetricia, 8e

February 2015 / ISBN: 978-84-15840-97-8

\$48.00(t) / £50.00(t) / €60.00(t)



Ferrier

Memorama Bioquímica: (Lippincott Illustrated Reviews Series)

February 2015 / ISBN: 978-84-16004-73-7

\$28.00(t) / £20.95(t) / €25.00(t)




Gartner

Biología celular e histología: Serie Revisión de temas, 7e (Board Review Series)

February 2015 / ISBN: 978-84-16004-67-6

\$28.00(t) / £23.50(t) / €28.00(t)

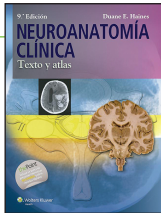
SPANISH LANGUAGE TITLES (continued)



Gould

Revisión de temas. Neuroanatomía, 5e (Board Review Series) (Board Review Series)

February 2015 / ISBN: 978-84-16004-69-0
\$27.00(t) / £23.50(t) / €28.00(t))



Haines

Neuroanatomía clínica. Texto y atlas, 9e


January 2015 / ISBN: 978-84-16004-59-1
\$49.99 / £39.00 / €47.00)



Hoppenfeld

Fundamentos de medicina del dolor: diagnóstico y tratamiento


January 2015 / ISBN: 978-84-16004-32-4
\$76.00(t) / £54.00(t) / €65.00(t))



Lieberman

Revisión de temas: Bioquímica, biología molecular y genética, 6e

February 2015 / ISBN: 978-84-16004-62-1
\$28.00 / £23.50 / €28.00)



Luis

Enfermería clínica: Cuidados enfermeros a las personas con trastornos de salud

March 2015 / ISBN: 978-84-15840-64-0
\$49.00 / £36.95 / €44.00)

SPANISH LANGUAGE TITLES (continued)




McArdle

Fisiología del ejercicio. Nutrición, rendimiento y salud, 8e

March 2015 / ISBN: 978-84-16004-70-6

\$104.00(t) / £74.00(t) / €89.00(t)



Moore

Fundamentos de anatomía con orientación clínica, 5e

January 2015 / ISBN: 978-84-16004-60-7

\$40.00(t) / £49.00(t) / €59.00(t)



Pope

Aunt Minnie Atlas de imágenes y casos clínicos, 4e

February 2015 / ISBN: 978-84-16004-72-0

\$73.95(t) / £66.00(t) / €79.00(t)



Preston

Memorama Fisiología: (Lippincott Illustrated Reviews Series)

February 2015 / ISBN: 978-84-16004-74-4

\$25.00(t) / £23.50(t) / €28.00(t)




Rosenfeld

Farmacología: Serie Revisión de temas, 6e (Board Review Series)

February 2015 / ISBN: 978-84-16004-68-3

\$28.00(t) / £23.50(t) / €28.00(t)

SPANISH LANGUAGE TITLES (continued)




Schrier

Manual de nefrología, 8e

March 2015 / ISBN: 978-84-16004-65-2

\$59.00 / £42.50 / €51.00)



Zane

Medicina de urgencias de bolsillo, 3e

February 2015 / ISBN: 978-84-16004-58-4

\$40.00(t) / £23.50(t) / €28.00(t))

PUB DATE REVISIONS

Publication	Previously Listed	Revised Pub Date
Bigeleisen Ultrasound-Guided Regional Anesthesia and Pain Medicine, 2e 978-1-4511-7333-8 \$174.99 / £117.00 / €104.00	October-November 2014 Publication Announcement p. 2	February 2015

ORDER FORM

NAME: _____

ADDRESS: _____

CITY / COUNTRY / POSTAL CODE: _____

ACCOUNT NUMBER: _____

MEDICAL

Author/ISBN or Product Code	Title	Page	Price (\$)	Sterling (£) Euro (€)	Quantity
Rohen 978-1-4511-9318-3	Anatomy, A Photographic Atlas, North American Edition, 8e, <i>USA, Canada, Australia, New Zealand, Puerto Rico & US Virgin Islands (St. Thomas & St. Croix)</i>	1	\$94.99	£N/A €N/A	
Rohen 978-1-4963-0870-2	Anatomy, A Photographic Atlas, International Edition, 8e, <i>World ex. USA, Canada, Australia, New Zealand, Puerto Rico & US Virgin Islands (St. Thomas & St. Croix)</i>	1	\$94.99	£64.00 €77.00	
Baum 978-1-4511-9279-7	Anesthesia for Genetic, Metabolic, and Dysmorphic Syndromes of Childhood, 3e	2	\$219.99	£151.00 €181.00	
Rosenblatt 978-1-4511-9304-6	Master Techniques in Upper and Lower Airway Management	3	\$129.99	£87.00 €104.00	

Sterling and Euro prices are applicable in Europe only.

All prices, bibliographic details and publication dates are liable to change without prior notice.

Author/ISBN or Product Code	Title	Page	Price (\$)	Sterling (£) Euro (€)	Quantity
Bertrand 978-1-4511-7725-1	Best Practices for Transradial Approach in Diagnostic Angiography and Intervention	4	\$139.99	£94.00 €113.00	
Sweet 978-1-4511-9345-9	Handbook of Applied Therapeutics, 9e	5	\$74.99	£48.00 €58.00	
Thaler 978-1-4511-9394-7	The Only EKG Book You'll Ever Need, 8e	6	\$69.99	£28.95 €35.00	
Pawlina 978-1-4511-8742-7	Histology: A Text and Atlas, with Correlated Cell and Molecular Biology, North American Edition, 7e, USA, Canada, Australia, New Zealand, Puerto Rico & US Virgin Islands (St. Thomas & St. Croix)	7	\$89.99	£N/A €N/A	
Pawlina 978-1-4698-8931-3	Histology: A Text and Atlas, with Correlated Cell and Molecular Biology, International Edition, 7e, World ex. USA, Canada, Australia, New Zealand, Puerto Rico & US Virgin Islands (St. Thomas & St. Croix)	7	\$89.99	£45.00 €54.00	
Alpers 978-1-4511-9187-5	Manual of Nutritional Therapeutics, 6e	8	\$74.99	£49.00 €59.00	

Sterling and Euro prices are applicable in Europe only.

All prices, bibliographic details and publication dates are liable to change without prior notice.

Author/ISBN or Product Code	Title	Page	Price (\$)	Sterling (£) Euro (€)	Quantity
Wyllie 978-1-4511-9152-3	Wyllie's Treatment of Epilepsy: Principles and Practice, 6e	9	\$319.99	£218.00 €262.00	
Young 978-1-4511-7329-1	Basic Clinical Neuroscience, 3e	10	\$69.99	£32.00 €38.00	
Chern 978-1-4511-9201-8	Review Questions in Ophthalmology, 3e	11	\$129.99	£92.00 €110.00	
Di Patre 978-1-4511-9211-7	Sternberg's Diagnostic Surgical Pathology Review, 2e	12	\$149.99	£99.99 €120.00	
Mills 978-1-4511-8875-2	Sternberg's Diagnostic Surgical Pathology	13	\$489.99	£346.00 €415.00	
Malpica 978-1-4511-9296-4	Biopsy Interpretation of the Uterine Cervix and Corpus, 2e	14	\$169.99	£123.00 €148.00	
Montgomery 978-1-4511-9189-9	Differential Diagnoses in Surgical Pathology: Gastrointestinal Tract	15	\$169.99	£114.00 €137.00	

Sterling and Euro prices are applicable in Europe only.

All prices, bibliographic details and publication dates are liable to change without prior notice.

Author/ISBN or Product Code	Title	Page	Price (\$)	Sterling (£) Euro (€)	Quantity
Davenport 978-1-4511-9407-4	Genitourinary Imaging: A Core Review	16	\$59.99	£39.99 €48.00	
Guimaraes 978-1-4511-9144-8	Embolization Therapy: Principles and Clinical Applications	17	\$249.00	£166.00 €199.00	
NURSING					
Fischbach 978-1-4511-9242-1	Nurse's Quick Reference to Common Laboratory & Diagnostic Tests, 6e	18	\$58.99	£39.50 €47.00	
Wolters Kluwer 978-1-4511-9425-8	Handbook of Signs & Symptoms, 5e	19	\$54.99	£38.50 €46.00	
Taylor 978-1-4963-1648-6	Taylor's Video Guide to Clinical Nursing Skills, 3e, Online Software/Access Cards	20	\$88.99(t)	£N/A €N/A	
Taylor 978-1-4963-0651-7	Taylor's Video Guide to Clinical Nursing Skills, 3e, Student Set on thePoint - Online Software	20	\$88.99(t)	£N/A €N/A	

Sterling and Euro prices are applicable in Europe only.

All prices, bibliographic details and publication dates are liable to change without prior notice.

Author/ISBN or Product Code	Title	Page	Price (\$)	Sterling (£) Euro (€)	Quantity
Taylor 978-1-4963-0648-7	Taylor's Video Guide to Clinical Nursing Skills, 3e, Student Set on DVD - Installed Software/DVD	20	\$83.99	£N/A €N/A	
Taylor 978-1-4963-0650-0	Taylor's Video Guide to Clinical Nursing Skills, 3e, Institutional Set for Streaming Video - Video/Web Streaming	20	\$6,921.99(t)	£N/A €N/A	
Wolters Kluwer 978-1-4511-9424-1	Fundamentals of Nursing Made Incredibly Easy!, 2e	21	\$49.99	£35.00 €42.00	
Carter 978-1-4511-9466-1	Lippincott Textbook for Nursing Assistants, A Humanistic Approach to Caregiving, 4e	22	\$71.99	£48.00 €58.00	
Harkness 978-1-4511-9131-8	Community and Public Health Nursing, Evidence for Practice, North American Edition, 2e, <i>USA, Canada, Australia, New Zealand, Puerto Rico & US Virgin Islands (St. Thomas & St. Croix)</i>	23	\$107.99(t)	£N/A €N/A	
Harkness 978-1-4963-0888-7	Community and Public Health Nursing, Evidence for Practice, International Edition, 2e, <i>World ex. USA, Canada, Australia, New Zealand, Puerto Rico & US Virgin Islands (St. Thomas & St. Croix)</i>	23	\$107.99(t)	£85.00(t) €102.00(t)	

Sterling and Euro prices are applicable in Europe only.

All prices, bibliographic details and publication dates are liable to change without prior notice.

Author/ISBN or Product Code	Title	Page	Price (\$)	Sterling (£) Euro (€)	Quantity
Sanford 978-1-4511-9334-3	Dyad Leadership in Healthcare	24	\$64.99	£43.50 €52.00	
Paul 978-1-4511-9333-6	Brunner & Suddarth's Canadian Textbook of Medical-Surgical Nursing	25	\$139.99	£99.00 €119.00	
Womble 978-1-4511-4714-8	Introductory Mental Health Nursing, 3e	26	\$53.99	£37.50 €45.00	
Wolters Kluwer 978-1-4511-9396-1	Fluids & Electrolytes Made Incredibly Easy!, 6e	27	\$49.99	£33.50 €40.00	
Polit 978-1-4511-9449-4	Measurement and the Measurement of Change	28	\$54.99	£36.95 €44.00	
HEALTH PROFESSIONS					
Kraemer 978-1-4511-9319-0	Exercise Physiology, Integrating Theory and Practice, North American Edition, 2e, USA, Canada, Australia, New Zealand, Puerto Rico & US Virgin Islands (St. Thomas & St. Croix)	29	\$114.99	£N/A €N/A	

Sterling and Euro prices are applicable in Europe only.

All prices, bibliographic details and publication dates are liable to change without prior notice.

Author/ISBN or Product Code	Title	Page	Price (\$)	Sterling (£) Euro (€)	Quantity
Kraemer 978-1-4963-0908-2	Exercise Physiology, Integrating Theory and Practice, International Edition, 2e, <i>World ex. USA, Canada, Australia, New Zealand, Puerto Rico & US Virgin Islands (St. Thomas & St. Croix)</i>	29	\$114.99	£39.00 €47.00	
Bear 978-0-7817-7817-6	Neuroscience, Exploring the Brain, North American Edition, 4e, <i>USA, Canada, Australia, New Zealand, Puerto Rico & US Virgin Islands (St. Thomas & St. Croix)</i>	30	\$127.99	£N/A €N/A	
Bear 978-1-4511-0954-2	Neuroscience, Exploring the Brain, International Edition, 4e, <i>World ex. USA, Canada, Australia, New Zealand, Puerto Rico & US Virgin Islands (St. Thomas & St. Croix)</i>	30	\$127.99	£38.00 €46.00	
Escott-Stump 978-1-4511-9532-3	Nutrition and Diagnosis-Related Care	31	\$106.99	£72.00 €86.00	

***Sterling and Euro prices are applicable in Europe only.
All prices, bibliographic details and publication dates are liable to change without prior notice.***

**For institutional or network pricing, please call 1-301-223-2300, or contact your local Wolters Kluwer representative (see pages vi–x).

Journals and Electronic Media are available from your distributor or from Wolters Kluwer—call 1-301-223-2300 for more information, or FAX 1-301-223-2400.

ALL PRICES ARE SUBJECT TO CHANGE WITHOUT NOTICE.

Prices shown do not include tax, unless otherwise stated.

VAT or other local taxes may apply to certain products.

Prices do not include shipping and handling.

(t)=Tentative.

IMPORTANT: If you are using a purchase order, please attach this order form.

Wolters Kluwer titles are available from your distributor.

LWW412NPA (4/12) INT/EUR



Anatomy: A Photographic Atlas

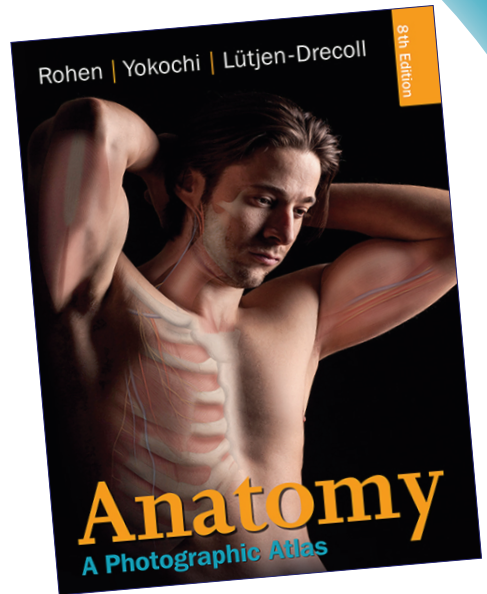
Eighth Edition

By **Johannes W. Rohen, MD, Chichiro Yokochi, and Elke Lütjen-Drecoll, MD**

The updated eighth edition of **Anatomy: A Photographic Atlas** features outstanding full-color photographs of actual cadaver dissections with accompanying schematic drawings and diagnostic images. Depicting anatomic structures more realistically than illustrations in traditional atlases, this proven resource shows students exactly what they will see in the dissection lab. Chapters are organized by region in the order of a typical dissection with each chapter presenting topographical anatomical structures in a systemic manner.

Exciting new features include:

- ▶ **NEW!** Additional images including clinical imaging (MRIs, CTs, and endoscopic techniques)
- ▶ **NEW!** A more modern and cohesive art program includes new modern MRI images as well as new full-color dissection photographs that replace black-and-white dissection images
- ▶ **NEW!** Introductory pages have been redesigned for more clarity.



 Wolters Kluwer

North American Edition / Softbound / ISBN: 978-1-4511-9318-3 / (\$94.99 / £N/A / €N/A) USA, Canada, Australia, New Zealand, Puerto Rico & US Virgin Islands (St. Thomas & St. Croix)

International Edition / Softbound / ISBN: 978-1-4963-0870-2 / (\$94.99 / £64.00 / €77.00) World ex. USA, Canada, Australia, New Zealand, Puerto Rico & US Virgin Islands (St. Thomas & St. Croix)

560 pp. / 1,096 Full-Color Illus. / 8.375 x 10.875 / February 2015

Community and Public Health Nursing: Evidence for Practice

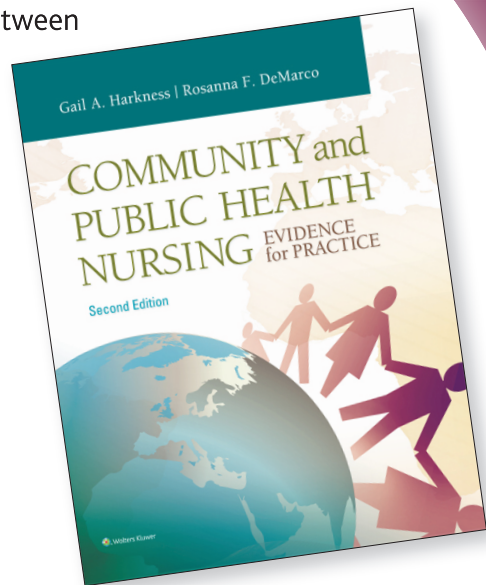
Second Edition

By Gail A. Harkness, DrPH, RN, FAAN and
Rosanna DeMarco, PhD, APRN, BC, ACRN

Community and Public Health Nursing helps students develop the critical thinking skills and complex reasoning abilities needed to make connections between data and community and public health practice decisions.

Continuing to offer a great emphasis on evidence-based practice than any other book for the course, the Second Edition features ...

- ▶ An exceptional array of in-book and online case-based activities
- ▶ Increased focus on non-communicable diseases as a global trend
- ▶ Enhanced content on program evaluation
- ▶ New examples and case studies in every chapter
- ▶ A wide range of online teaching and learning resources that save instructors time and help students succeed.



 Wolters Kluwer

North American Edition / Softbound / ISBN: 978-1-4511-9131-8 / (\$107.99(t) / £N/A / €N/A) USA, Canada, Australia, New Zealand, Puerto Rico & US Virgin Islands (St. Thomas & St. Croix)

International Edition / Softbound / ISBN: 978-1-4963-0888-7 / (\$107.99(t) / £85.00(t) / €102.00(t)) World ex. USA, Canada, Australia, New Zealand, Puerto Rico & US Virgin Islands (St. Thomas & St. Croix)

Approx. 658 pp. / 8.375 x 10.875 / March 2015