



NationwideDIRECT

Appliances • Furniture • Bedding • Electronics **through DSI** 





DSI Dealer LTL Freight Program

Appliances	Dealer Pays
Up to \$2,499	Actual Freight
\$2,500 to \$4,999	\$49.99
\$5,000 to \$7,499	\$19.99
\$7,500 & Up	\$0
Add Furniture / Bedding	\$15 per Unit

Consumer Electronics	Dealer Pays
Up to \$2,499	Actual Freight
\$2,500 to \$4,999	\$49.99
\$5,000 to \$7,499	\$19.99
\$7,500 & Up	\$0
Add Appliance	\$25 per Unit
Add Furniture / Bedding	\$15 per Unit
Add DIRECTV / Exede	\$2.00 per Box
Add Accessories	No Additional Charge

Furniture Fast Delivery Program	Dealer Pays
Up to \$1,500	\$149
\$1,501 to \$2,500	10% of Order Total
\$2,501 to \$4,000	8% of Order Total
\$4,001 & Up	5% of Order Total
Add TV	\$15 per Unit
Add Appliance	\$25 per Unit
Add Other CE (DVD, Receiver)	\$5 per Unit

Additional Services	Added Charge
Lift Gate	\$35
Lift Gate FedEx Freight	\$85
Residential Address	\$35
Residential FedEx Freight	\$50
Limited Access	\$50 (Govt., Construction Sites)
Dealer Preferred Carrier	\$50

Dollar amounts are after any PAs. Furniture unit cost added to freight level achieved. LTL rates based on shipping from nearest DSI warehouse. Accessories ride free on CE/Appliance orders \$2,500 & up or Furniture/Bedding program at all weight levels. These products do not count toward the dollars or weight.



Nationwide Direct Elite Customer Service Program

As an independent retailer, you have more important things to do than worry about issues that cut into your selling time! That's where we come in with this industry first **"no hassle, no problem"** customer service program. If we deliver your products on our Nationwide Direct Delivery Program, you qualify for this unique program.

Concealed Damage? **"No hassle, no problem!"** We'll give you 6 months (from our DSI invoice date) to tell us you have an issue you just discovered in your inventory.* We'll make it right.

Service issue you can't resolve? **"No Hassle, no problem!"** We'll give you 6 months (from our DSI invoice date) to tell us you have an issue. We'll do what it takes to make it right for you.

Inventory balancing issue? **"No hassle, no problem!"** If you have an overstocked item that is still a current model, we will take it back in exchange for a 2 for 1 replacement of like product. Product of course must be in original factory sealed packaging.*

Any other issue we created that's making problems for you? **"No hassle, no Problem"** Call our customer service line and we will make it right for you.

We are so confident of how our specially trained and dedicated drivers on our Nationwide Direct Delivery truck handle your deliveries, we back it up with this unique industry program. Call your Territory Manager and tell them you are a Nationwide Direct Elite Dealer with a **"no hassle, no problem"** issue.

Any returns will be on the Nationwide Direct Delivery truck on your next scheduled delivery date at no cost to you for freight!

*Concealed damage and inventory balancing issues do not apply to electronics



Nationwide / DSI Truck Delivery Program

Revised May 1, 2015

Orders between \$1 - \$1,500 = \$99 Delivery charge

Orders between \$1,501 - to \$3,000 = \$69 Delivery charge

Orders between \$3,001 to \$6,000 = \$49 Delivery charge

Orders over \$6,001 = \$39 Delivery charge

*Order total is based on net invoice

Returns are subject to truck availability, must be authorized and securely wrapped/boxed for travel. TV's must be in original box with remote, power cord, and manuals. No credit will be issued if parts are missing.

Stationary Upholstery

Signature
DESIGN
BY ASHLEY™



10200

Pikara Gunsmoke

1020038 - Sofa (92 x 40 x 37)

1020035 - Loveseat (68 x 40 x 37)

T160-13 - 3 Pk. Tables

R298002 - Rug

L406894 - Lamps (Pair)

Tables, rugs and lamps in picture may not be stocked items.



T160-13



R298002



L406894

Vendor Authorization Required

dsisystemsinc.com



(800) 888-8876



14201

Masoli Mocha

1420117 - RAF Chaise (45 x 73 x 39)

1420166 - LAF Sofa (Chaise Complete Sofa) (80 x 36 x 39)

T210-13 - 3 Pk. Tables

R339002 - Rug (5 x 7.5)

L311154 - Lamps (Pair)

Tables, rugs and lamps in picture may not be stocked items.



T210-13



R339002



L311154

Stationary Upholstery

Signature
DESIGN
BY ASHLEY®



14201

Masoli Mocha

1420138 - Sofa (90x36x39)

1420135 - Loveseat (67x36x39)

T210-13 - 3 Pk. Tables

R339002 - Rug (5x7.5)

L311154 - Lamps (Pair)

L318924 - Lamps (Pair)

Tables, rugs and lamps in picture may not be stocked items.



T210-13



R339002



L311154



L318924

Vendor Authorization Required

dsisystemsinc.com



(800) 888-8876



26600

Julson Ebony

2660038 - Sofa (90x38x38)

2660035 - Loveseat (66x38x38)

T113-13 - 3 Pk. Tables

R334002 - Rug

L206914 - Lamps (Pair)

Tables, rugs and lamps in picture may not be stocked items.



T113-13



R334002



L117914

Stationary Upholstery

Signature
DESIGN
BY ASHLEY™



26602

Julson Burgundy

2660238 - Sofa (90x38x38)

2660235 - Loveseat (66x38x38)

T113-13 - 3 Pk. Tables

R334002 - Rug

L206914 - Lamps (Pair)

Tables, rugs and lamps in picture may not be stocked items.



T113-13



R334002



L117914

Vendor Authorization Required

dsisystemsinc.com



(800) 888-8876



38300

Montgomery Mocha

3830038 - Sofa (92 x 40 x 39)

3830035 - Loveseat (68 x 40 x 39)

T317-13 - 3 Pk. Tables

R191012 - Rug (5 x 7)

L206914 - Lamps (Pair)

Tables, rugs and lamps in picture may not be stocked items.



T317-13



R191012



L206914

Stationary Upholstery

Signature
DESIGN
BY ASHLEY®



39804

Jessa Place Chocolate

3980416 - LF Chaise (41 x 62 x 36)

3980434 - Armless LS (64 x 38 x 36)

3980467 - RF Sofa (Chaise Complete Sectional) (92 x 38 x 36)

3980408 - Ottoman (40 x 40 x 20)

R219002 - Rug

L121844 - Lamps (Pair)

T594-1 - Cocktail Table

T594-3 - End Table

T594-4 - Sofa/Console Table

T594-7 - Chairside Table

Tables, rugs and lamps in picture may not be stocked items.



Vendor Authorization Required

dsisystemsinc.com



(800) 888-8876



44600

Bastrop Durablend Steel

4460038 - Sofa (87x37.5x40)

4460035 - Loveseat (63x37.5x40)

T408-13 - 3 Pk. Tables

R334002 - Rug

L202904 - Lamps (Pair)

Tables, rugs and lamps in picture may not be stocked items.



T408-13



R334002



L202904

Stationary Upholstery

Signature
DESIGN
BY
ASHLEY®



44602

Bastrop Durablend Crimson

4460238 - Sofa (87 x 37.5 x 40)

4460235 - Loveseat (63 x 37.5 x 40)

T158-13 - 3 Pk. Tables


R215002 - Rug

L405284 - Lamps (Pair)

Tables, rugs and lamps in picture may not be stocked items.



T158-13



R215002



L405284

Vendor Authorization Required

dsisystemsinc.com



(800) 888-8876



45200

Maier Charcoal

4520008 - Ottoman (38x37x21)

4520017 - RAF Corner Chaise (35.5 x 87 x 38)

4520066 - LAF Sofa (79x35.5x38)

T277-13 - 3 Pk. Tables

R298002 - Rug

L405284 - Lamps (Pair)

Tables, rugs and lamps in picture may not be stocked items.



T277-13



R298002



L405284



4520008

Stationary Upholstery

Signature
DESIGN
BY ASHLEY®



64500

Commando Black

6450038 - Sofa (90 x 36 x 38)

6450035 - Loveseat (69 x 36 x 38)

T180-13 - 3 Pk. Tables

R215002 - Rug

L202904 - Lamps (Pair)

Tables, rugs and lamps in picture may not be stocked items.



T180-13



R215002



L202904

Vendor Authorization Required

dsisystemsinc.com



(800) 888-8876



74005

Parcal Estates Basil

7400538 - Sofa (89 x 39 x 42)

7400535 - Loveseat (67 x 39 x 42)

7400523 - Chair (56 x 39 x 42)



7400523

Tables, rugs and lamps in picture may not be stocked items.

Stationary Upholstery

Signature
DESIGN
BY ASHLEY®



75001

Darcy Salsa

7500138 - Sofa (90x39x40)

7500135 - Loveseat (67x39x40)

T180-13 - 3 Pk. Tables

R215002 - Rug (5x7)

L318924 - Lamps (Pair)

Tables, rugs and lamps in picture may not be stocked items.



T180-13



R215002



L318924

Vendor Authorization Required

dsisystemsinc.com



(800) 888-8876



75002

Darcy Mocha

7500238 - Sofa (90 x 39 x 40)

7500235 - Loveseat (67 x 39 x 40)

T158-13 - 3 Pk. Tables

R219002 - Rug

L311154 - Lamps (Pair)

L329584 - Lamps (Pair)

Tables, rugs and lamps in picture may not be stocked items.



T158-13



R219002



L311154



L329584

Stationary Upholstery

Signature
DESIGN
BY ASHLEY™



80003

Breville Espresso

8000338 - Sofa (90x39x39)

8000335 - Loveseat (67x39x39)

T587-1 - Cocktail Table

T587-3 - End Table

L206914 - Lamps (Pair)

Tables, rugs and lamps in picture may not be stocked items.



T587-1



T587-3



L206914

Vendor Authorization Required

dsisystemsinc.com



(800) 888-8876



SULLIVAN

Nutmeg

318803115099 - Sofa (94x39x43)

318802115099 - Loveseat (76x39x43)

Tables, rugs and lamps in picture may not be stocked items.

Stationary Upholstery



BIG GAME

Mossy Oak

320603265715 - Sofa (96 x 39 x 42)

320602265715 - Loveseat (73 x 39 x 42)

Tables, rugs and lamps in picture may not be stocked items.

*Vendor Authorization Required
Only Available In Certain Regions*

dsisystemsinc.com



(800) 888-8876



BRANTLEY

Java

443003121509 - Sofa (95 x 41 x 43)

443002121509 - Loveseat (75 x 41 x 43)

Tables, rugs and lamps in picture may not be stocked items.

Stationary Upholstery



GRANT

Steel

445303122728 - Sofa (96 x 39 x 41)

445302122728 - Loveseat (73 x 39 x 41)

Tables, rugs and lamps in picture may not be stocked items.

Vendor Authorization Required

dsisystemsinc.com



(800) 888-8876



klaussner[®]
home furnishings

Stationary Upholstery



HEIGHTS

Challenger Chocolate

OE13S - Sofa (92 x 36 x 37)

OE13LS - Loveseat (73 x 36 x 37)

E13C - Chair (53 x 36 x 37)

E13OTTO - Ottoman (39 x 21 x 32)

Stationary Upholstery



DREW

Libre Taupe

OE16LS - LAF Sofa (82 x 39 x 37)

OE16CHASE - RAF Chaise (36 x 39 x 86)

E16OTTO - Ottoman (39 x 20 x 33)

Vendor Authorization Required

dsisystemsinc.com



(800) 888-8876



BLACKBURN

Padre Taupe

K14310SOFAPT - Sofa

K14310LSPT - Loveseat

K14310CPT - Big Chair

K14310OTTOPT - Ottoman

Stationary Upholstery



LINVILLE

Viper Cosmic

K80400S - Sofa

K80400LS - Loveseat

K80400C - Big Chair

K80400OTTO - Ottoman

*Vendor Authorization Required
Dimensions Not Available*

dsisystemsinc.com



(800) 888-8876



CANYON

Champion Charcoal

E64860LS - LAF Sofa (98 x 40 x 40)

E64860RS - RAF Sofa (98 x 40 x 40)

E64860OTTO - Ottoman (52 x 20 x 52)



IMPULSE

Godiva

1241213319 - Reclining Sofa (84 x 40 x 39)

1242213319 - Reclining Loveseat (60 x 40 x 39)

12402213319 - Rocker Recliner (37 x 41 x 40)



12402213319

All living rooms can be used as freestanding sofa, loveseat, or as sectional.



NOLAN

Godiva

4041122329 - Reclining Sofa (90 x 42 x 40)

4049122329 - Reclining Loveseat with Cupholders and Console (89 x 42 x 40)

4048122329 - Wedge (72 x 42 x 41)

40404122329 - Recliner (51 x 43 x 41)

Also Available in Power



40404122329

All living rooms can be used as freestanding sofa, loveseat, or as sectional.



CATALINA

Steel

4311122728 - Reclining Sofa (90 x 40 x 40)

4319122728 - Console Reclining Loveseat with Cupholders and Storage (77 x 40 x 40)

4318122728 - Wedge (74 x 40 x 42)

43105122728 - Swivel Glider Recliner (43 x 42 x 43)



43105122728

All living rooms can be used as freestanding sofa, loveseat, or as sectional.



VOYAGER

Brandy

43845122849 - Triple Reclining Lay-Flat Sofa (88 x 40 x 42)

4389122849 - Console Reclining Loveseat with Cupholders and Storage (79 x 40 x 42)

4388122849 - Wedge (73 x 40 x 42)

43807122849 - Lay-Flat Recliner (42 x 41 x 42)



43807122849

All living rooms can be used as freestanding sofa, loveseat, or as sectional.

Motion

catnapper



VOYAGER

Elk

43845122829 - Triple Reclining Sofa (88 x 40 x 42)

4389122829 - Console Reclining Loveseat with Cupholders and Storage (79 x 40 x 42)

4388122829 - Wedge (73 x 40 x 42)

All living rooms can be used as freestanding sofa, loveseat, or as sectional.

Vendor Authorization Required

dsisystemsinc.com



(800) 888-8876



klaussner[®]
home furnishings

Motion



ATTICUS

Jupiter Walnut

ATTICUSPWRRECLSOFA - Power Reclining Sofa with Drop-Down Table

ATTICUSRECLSOFA - Reclining Sofa with Drop-Down Table

ATTICUSPWRRECLLS - Power Reclining Console Loveseat

ATTICUSRECLLS - Reclining Console Loveseat

ATTICUSPWRRECL - Power Recliner

ATTICUSRECL - Gliding Recliner

Recliners



IMPULSE
Godiva Fabric Recliner
12402213319



NOLAN
Godiva Leather Recliner
40404122329



WINNER
Fabric Rocker Recliner
42342211229 - Mocha



CAPRI
Handle Fabric Rocker Recliner
42732200444 - Tanner



CATALINA
Steel Leather Recliner
43105122728



VOYAGER
Brandy Fabric Recliner
43807122849

Vendor Authorization Required

dsisystemsinc.com



(800) 888-8876



COSMO

*Bonded Leather Swivel
Glider Recliner*

4415512038 - Black

44155120314 - Red

Red

Black



TOP GUN

Media Chaise Recliner

4427412038 - Manual

642012038 - Powered



TOP GUN WEDGE

Wedge

442612038

Recliners



Sage

Saddle

TEDDY BEAR

Chaise Swivel Glider Recliner

45175222015 - Sage

45175222029 - Saddle



LAREDO

Chaise Rocker Recliner

46092265715 - Camo

Vendor Authorization Required

dsisystemsinc.com



(800) 888-8876



Marble

Canyon

COLSON

Heat & Massage Rocker Recliner

46242272428 - Marble

4624227249 - Canyon



Chocolate

Tanner

REVOLVER

*Heat & Massage Chaise
Rocker Recliner*

4718222209 - Chocolate

47182230744 - Tanner

Recliners



NETTLES
*Heat & Massage Chaise
Rocker Recliner*
47372176540 - Merlot



Slate

Coffeebean

BERMAN
Rocker Recliner
47382122728 - Slate
4738212409 - Coffeebean

Vendor Authorization Required

dsisystemsinc.com



(800) 888-8876



Mossy Oak Break-Up Camo

Sage

Saddle

MAGNUM

*Heat & Massage Chaise
Rocker Recliner*

546892222015 - Sage

546892222029 - Saddle

46892265536 - Mossy Oak Break-Up Camo



DREW

Lay-Flat Power / Rocker Recliner

646137237028 - Granite Power

46132237028 - Granite Rocker



PEYTON

Power Wall Hugger Recliner

64711426464 - Crimson

Recliners



Woodland

Galaxy

SOOTHER

Power Lift Full Lay-Out Chaise Recliner

4825180015 - Woodland

4825180043 - Galaxy



Saddle

Havana

OMNI

Power Lift Lay-Out Chaise Recliner

4827210236 - Havana

4827222029 - Saddle

Vendor Authorization Required

dsisystemsinc.com



(800) 888-8876



INVINCIBLE
*Hospital-Grade Vinyl Power
Lift Chaise Recliner*
4832258218 - Cocoa



Berry

Smoke

Mocha

PRESTON
Power Lift Full Lay-Flat Recliner
4850214804 - Berry
4850214828 - Smoke
4850214829 - Mocha

Catnapper Warranty Information

1. Recliner Mechanism - Limited Lifetime Warranty

Recliner mechanisms are warranted against breakage due to defective material or workmanship for the lifetime of the product.

2. Springs - Limited Lifetime Warranty

The spring units of Catnapper products are warranted against breakage due to defective materials or workmanship for the lifetime of the product.

3. Frame - Limited Lifetime Warranty

The frame, upholstered in the original fabric under normal use and conditions, is warranted to the original purchaser against manufacturing defects for the lifetime of the product.

4. Comfort Coil Seating Cushions - Five (5) Year Warranty

Catnapper products feature the Comfort Coil Seat Cushion offering superior seating comfort. Cushions are warranted for five (5) years against loss of resiliency. The loss of resiliency should not be confused with a slight softening and flattening of the fiber and foam that will occur as a result of normal use and aging.

5. Power Motors - Three (3) Year Warranty

The motor for a Pow'r Lounger or Pow'r Lift product features a three (3) year warranty against defects. The label with the serial number from the defective motor must be returned to receive credit.

6. All Other Parts - One (1) Year Warranty

All other parts not specifically listed as being warranted are covered under a one (1) year limited warranty against defective material or workmanship. This warranty is limited to repair or replacement of the defective part such as table tops, latches, hinges, transformers, handwands, massage/heat and electrical system components.



B105

Fairbrooks Estate

B105-57 - Queen/Full Panel Headboard (63 x 2 x 54)

B105-64 - Queen Poster Headboard (64 x 5 x 26)

B105-67 - Queen Poster Footboard (65 x 4 x 65)

B105-98 - Queen Rails (62 x 84 x 18)

B105-31 - Dresser (63 x 16 x 36)

B105-36 - Mirror (44 x 2 x 47)

B105-46 - Chest (32 x 16 x 51)

B105-92 - Night Stand (25 x 16 x 26)



B105-57

Case Goods

Signature
DESIGN
BY ASHLEY™



B136

Aimwell

B136-57 - Queen/Full Headboard (65 x 2 x 53)

B136-54 - Queen Footboard (63 x 2 x 18)

B136-96 - Queen/King Rails (62 x 82 x 14)

B136-31 - Dresser (59 x 15 x 32)

B136-36 - Mirror (32 x 2 x 46)

B136-46 - Chest (30 x 15 x 49)

B136-92 - Night Stand (20 x 15 x 25)

Vendor Authorization Required

dsisystemsinc.com



(800) 888-8876



B219

Bittersweet

B219-55 - Queen/Full Light Brown Headboard Panel (68 x 4 x 48)

B219-77 - Queen/Full Headboard Panel (61 x 3 x 30)

B219-71 - Queen/Full Headboard Posts (8 x 6 x 58)

B219-87 - King Headboard Panel (77 x 3 x 30)

B219-74 - Queen Footboard (72 x 6 x 36)

B219-84 - King Footboard (89 x 6 x 36)

B219-96 - Queen Rails (62 x 81 x 18)

B219-99 - King Rails (79 x 79 x 18)

B219-31 - Dresser (63 x 16 x 64)

B219-36 - Mirror (36 x 2 x 47)

B219-46 - Chest (34 x 16 x 54)

B219-92 - Night Stand (25 x 16 x 24)

Case Goods

Signature
DESIGN
BY ASHLEY®



B251

Juararo

B251-67 - Queen Poster Headboard (70 x 4 x 68)

B251-68 - King Poster Headboard (87 x 4 x 68)

B251-64 - Queen Poster Footboard (70 x 8 x 34)

B251-66 - King Poster Footboard (87 x 8 x 34)

B251-98 - Queen Rails (62 x 82 x 7)

B251-99 - King Rails (79 x 82 x 7)

B251-31 - Dresser (61 x 16 x 43)

B251-36 - Mirror (39 x 3 x 33)

B251-46 - 5 Drawer Chest (54 x 16 x 34)

B251-92 - 2 Drawer Night Stand (24 x 16 x 30)

Vendor Authorization Required

dsisystemsinc.com



(800) 888-8876



B271

Shay

- B271-67 - Queen Panel Headboard (53 x 2 x 35)*
- B271-68 - King Poster Panel Headboard (70 x 2 x 35)*
- B271-61 - Queen/King Poster Headboard Posts (7 x 6 x 62)*
- B271-64 - Queen Poster Footboard (65 x 6 x 33)*
- B271-66 - King Poster Footboard (81 x 6 x 33)*
- B271-98 - Queen Poster Rails (62 x 84 x 18)*
- B271-99 - King Poster Rails (79 x 84 x 18)*
- B271-31 - Dresser (63 x 16 x 37)*
- B271-36 - Mirror (49 x 1 x 36)*
- B271-46 - 5 Drawer Chest (32 x 16 x 50)*
- B271-92 - 2 Drawer Night Stand (24 x 16 x 29)*

Case Goods

Signature
DESIGN
BY ASHLEY™



B376

Alisdair

B376-53 - Twin Sleigh Bed (41 x 7 x 48)

B376-55 - Full Sleigh Bed (56 x 7 x 47)

B376-81 - Queen Sleigh Bed (63 x 7 x 47)

B376-83 - Twin Sleigh Rails (41 x 73 x 13)

B376-86 - Full Sleigh Rails (56 x 73 x 13)

B376-96 - Queen Sleigh Rails (62 x 78 x 13)

B376-31 - Dresser (58 x 16 x 33)

B376-36 - Mirror (38 x 1 x 38)

B376-46 - Chest (32 x 16 x 48)

B376-92 - Night Stand (22 x 16 x 24)

Vendor Authorization Required

dsisystemsinc.com



(800) 888-8876



MANSION

Wax

CAM040KINGBED - King Bed with Rails (86 x 50 x 96)

CAM040QUEENBED - Queen Bed with Rails (68 x 50 x 96)

COMMD - 8 Drawer Dresser (66 x 35 x 19)

ACC80MG - Mirror (49 x 37 x 2)

COM12 - 5 Drawer Chest (34 x 51 x 19)

COM70 - Small Media Cabinet (36 x 41 x 19)

BUR1 - Night Stand (Dimensions Not Available)



MANSION

White

CAM041KINGBEDWHITEKIT - King Bed with Rails (86 x 50 x 96)

CAM040QUEENBEDWHITEKIT - Queen Bed with Rails (68 x 50 x 96)

COMMDDWHITE - 8 Drawer Dresser (66 x 35 x 19)

ACC80MGWHITE - Mirror (49 x 37 x 2)

COM12WHITE - 5 Drawer Chest (34 x 51 x 19)

COM70WHITE - Small Media Cabinet (36 x 41 x 19)

BUR1WHITE - Night Stand (Dimensions Not Available)



VENEZIA

VENEZIAKINGBEDKIT - King Bed

VENEZIAQUEENBEDKIT - Queen Bed

VEMC03W - 6 Drawer Dresser

VEMIRO3 - Mirror

VECH03W - 4 Drawer Chest

VENS03W - Night Stand

Dimensions Not Available

dsisystemsinc.com

TAYLOR CHERRY PUB

337-54T

36" Counter Height Table Top
with Butterfly Leaf (54 x 42 x 54)

337-54B

Double Header Storage Base with 2 Doors

337-BS923KD*

Triple Slat Shaped Counter Height Stool
with Faux Leather Seat (22 x 19 x 41)

337-95

Server with 2 Drawers and 2 Doors
(54 x 19 x 36)



TAYLOR CHERRY

337-84

30" Rectangle with Take-Out Leaf
(42 x 66 x 84)

337-923KD*

Triple Slat Shaped Chair
with Faux Leather Seat (18 x 23 x 39)

337-95

Server with 2 Drawers and 2 Doors
(54 x 19 x 36)



*All Chairs Are Packed 2 To A Carton
Vendor Authorization Required



RICHMOND CHERRY DROP LEAF

342-48

30" Double Drop Leaf Table (30 x 39 x 48)

342-912KD*

*5 Slat Ladderback Chair with Wood Seat
(18 x 22 x 38)*



RICHMOND CHERRY OVAL

342-60T

*30" Round to Oval Table Top
with Take-Out Leaf (42 x 42 x 60)*

342-60B

Center Pedestal Base

342-912KD*

*5 Slat Ladderback Chair with Wood Seat
(18 x 22 x 38)*

BAROQUE BROWN

697-50

*36" Counter Height Square Table
with Fixed Top and Mosaic Inlay (50 x 50)*

888-BS485KD*

*Chestnut Bonded Leather Stool
(17 x 24 x 41)*



TESSA CHIANTI

933-48T

*36" Counter Height Square Table
with Fixed Top (48 x 48)*

933-48B

Double Header Storage Base

933-BS429KD*

*4 Slat Back Stool with Faux Leather Seat
(18 x 21 x 40)*



**All Chairs Are Packed 2 To A Carton
Vendor Authorization Required*



MES055

60 Inch Big Leg Table
(60x30x44)

BAN30

59 Inch Turned Leg Bench
(59x18x13)



MES055WHITE


60 Inch Big Leg White Scraped Table
(60x30x44)

BAN30WHITE

59 Inch Turned Leg White Scraped Bench
(59x18x13)

FSIL20WHITE

White Scraped Side Chair
(17x39.5x17.5)



FSIL20

Wax Side Chair
(17x39.5x17.5)



BARPUBRODEO

(Dimensions Not Available)
BARSTLRODEO - Chair



MESO33SMALL

Kitchen Island with 4 Wax Stools
(38x38x31)

Media Stands

Signature
DESIGN
BY ASHLEY®



W319-18

42" Cross Creek TV Console
(42x32x20)

W319-28

50" Cross Creek TV Console
(50x29x20)

W319-38

60" Cross Creek TV Console
(60x30x20)

Vendor Authorization Required

dsisystemsinc.com



(800) 888-8876



MEDIA UNIT - 046-9
Vienna Espresso Media Unit
• 7 Drawers, 2 Tempered Glass Doors
• Shipped Assembled
• (70 x 19 x 30)

Occasional Tables

Signature
DESIGN
BY ASHLEY®



L117914
Ranissa (Pair)



L121844
Patience (Pair)



L202904
Rory (Pair)



L206914
Nidra (Pair)



L311154
Oriol (Pair)



L318924
Deidra (Pair)



L329584
Eloise (Pair)



L405284
Syler (Pair)



L406894
Omaris (Pair)

Vendor Authorization Required

dsisystemsinc.com



(800) 888-8876



T007-319
Oak Veneer & Hardwood Solids
• Mission
• (13x22x23)



T007-371
Birch Veneer & Hardwood Solids
• Almost Black
• (13x22x23)



T007-430
Oak Veneer & Hardwood Solids
• (13x22x23)



T007-527
Cherry Veneer & Hardwood Solids
• Traditional
• (13x22x23)

Occasional Tables

Signature
DESIGN
BY ASHLEY™

T158-13
Theo 3 Pack



T160-13
Logan 3 Pack



Vendor Authorization Required

dsisystemsinc.com



(800) 888-8876



T180-13
Laney 3 Pack



T210-13
Fantell 3 Pack

Occasional Tables

Signature
DESIGN
BY ASHLEY™

T277-13
Kaymine 3 Pack



T317-13
Mattie 3 Pack



T408-13
Sandling 3 Pack



Vendor Authorization Required

dsisystemsinc.com



(800) 888-8876



T594-1
Kishore Cocktail Table



T594-4
Kishore Sofa/Console Table



T594-3
Kishore End Table



T594-7
Kishore End Table

Occasional Tables



LAT03
Wax End Table
(24 x 24 x 20)



CEN03
Rectangular Wax Coffee Table
(48 x 18.5 x 31.5)



ARC9
Arc Double Lid Wax Trunk
(37 x 37 x 17)



COM40A
2 Door Wax Media Stand
(Dimensions Not Available)



VIT032
Wax Wine Rack
(47x51x15)



BAN14PT

Painted Cross Bench
(59x39x24)
Available In White - **BAN14PTWHITE**



BAR13R

Folding Wax Bar with Casters
(28x40x25)




COM70

Small Wax Media Cabinet
(36x41x19)

Miscellaneous



R215002
Prism



R219002
Keswick



R191012
Patchwork



R298002
Malbern



R317002
Geo



R334002
Declan



R339002
Kipri

Vendor Authorization Required

dsisystemsinc.com



(800) 888-8876

FFFS5115PW

3.9 Cu. Ft. Front Load Washer

- Advance Rinse Technology
- Timewise® Technology
- Large Capacity

CFPWD15W

15" Pedestal



FFSE5115PW

7.0 Cu. Ft. Front Load Electric Dryer featuring Ready Steam

- Multiple Dryness Levels
- One-Touch™ Wrinkle Release
- Large Dryer Capacity
- Gas Model Available



FAHE4045QW

3.4 Cu. Ft. Affinity Top Load Washer

- Duramotion™ Tub with Lifetime Warranty
- Automatic Temperature Control
- 12 Cycles to Choose From

FARE4044MW

7.0 Cu. Ft. Affinity Top Load Electric Dryer

- Drysense™ Technology
- Fits-More™ Dryer
- Multiple Settings
- Gas Model Available



FFTW1001PW

3.4 Cu. Ft. Top Load Washer

- 8 Wash Cycles
- Stainless Steel Tub
- Fabric Softener Dispenser

FFRE1001PW

7.0 Cu. Ft. Top Load Electric Dryer

- Timed Dry Cycles
- One-Touch™ Wrinkle Release
- Large Dryer Capacity
- Gas Model Available



FFLE3911QW

Electric Washer/Dryer High Efficiency Laundry Center

- 8 Wash Cycles, 4 Drying Cycles
- Super Capacity
- ENERGY STAR® Certified

↻ Replaces **FFLE2022MW**

Laundry



GFWR4800FWW

*4.8 Cu. Ft. Capacity RightHeight™
Design Front Load Washer*

- Steam Assist
- Max Rinse
- Single Item Cycle
- LED Washer Basket Light
- Precision Dispense



GFDR480EFWW

*8.3 Cu. Ft. Capacity RightHeight™
Design Front Load Electric Dryer
with Steam*

- Steam Dewrinkle
- LED Light
- Stainless Steel Drum
- HE Sensor Dry
- Dryer Rack



GFWR2700HWW

*4.5 Cu. Ft. Capacity RightHeight™
Design Front Load Washer*

- Steam Assist
- Precision Dispense
- Power Clean
- Sanitize Cycle
- Allergen Cycle

GTWN4250DWS

3.9 DOE Cu. Ft. Capacity Washer

- ENERGY STAR® Qualified
- Quiet Agitator Wash System
- Electronic Controls with Cycle Status Lights
- 16 Wash Cycles
- Auto Load Sensing with the Option
of 5 Water Level Selections



GTDP490EDWS

*7.0 Cu. Ft. Capacity Dura Drum
Electric Dryer with HE SensorDry™*

- Dura Drum Interior
- 4 Heat Selections
- Wrinkle Care Extended Tumble
- 13 Cycles
- Gas Model Available - **GTD490GDWS**

Vendor Authorization Required

dsisystemsinc.com



(800) 888-8876



Laundry

GTWN2800DWW

3.9 DOE Cu. Ft. Capacity Washer

- Dual-Action Agitator
- Rotary Electromechanical Controls
- 13 Wash Cycles
- 5 Water Levels
- Bleach and Fabric Softener Dispensers



GTDP220EFWW

7.0 Cu. Ft. Capacity Dura Drum Electric Dryer

- Dura Drum Interior
- 4 Heat Selections
- End-of-Cycle Signal
- Auto Dry

HTWP1400FWW

Hotpoint® 3.7 DOE Cu. Ft. Capacity Washer

- Plastic Ribbed Basket
- Auto Balance Suspension System
- Dual-Action Agitator
- Deep Water Rinse
- 4 Water Levels
- 8 Wash Cycles



HTDX100EDWW

Hotpoint® 6.0 Cu. Ft. Capacity Electric Dura Drum Dryer

- Dura Drum Interior
- Reverse-a-Door
- Auto Dry
- Upfront Lint Filter
- 3 Heat Selections
- 4 Dry Cycles
- Gas Model Available - **HTDX100GDWW**

Hotpoint.



WE25X0217

Gas Dryer LP Conversion Kit Accessory

HLTW600AXW

4.1 Cu. Ft. Top-Load Washer

- Stainless Steel Wash Basket •
- Extra Rinse, Stain Wash, Soak, and Eco •
- Wash Modes
- 12 Wash Cycles and 4 Water •
- Temperature Settings
- ENERGY STAR® •



HLTD600AEW

6.7 Cu. Ft. Capacity Electric Dryer

- 8 Dry Cycles, 5 Temperature Levels, and 5 Auto-Sensing Dryness Levels
- Wrinkle Prevent, Delay Dry, and Eco Modes
- End of Cycle Signal
- Drum Light
- Gas Model Available - **HLTD600AGW**

HLTW500AXW

3.4 Cu. Ft. Top-Load Washer

- High Efficiency Top Load Washer •
- Deluxe Pulsator Wash System •
- Three Spin Speeds and Four Soil Level •
- Selections
- ENERGY STAR® •

Replaces **GWT560BW** ↻



HLTD500AEW

7.0 Cu. Ft. Capacity Electric Dryer

- 6 Auto and 4 Timed Dry Cycles
- Featuring Humidity Dryness Sensor, Electronic Controls with LED Display
- Hamper Door with Front Lint Filter
- 3 Dry Levels and 5 Dry Temperatures
- Gas Model Available - **HLTD500AGW**

↻ Replaces **GDE560BW** Electric
GDG560BW Gas

GWT480BW

3.2 Cu. Ft. Top-Load Washer

- High Efficiency Top Load Washer •
- Pulsator Wash System •
- 5 Wash Cycles, 4 Load Size Selections, •
- and 3 Wash Temperature Selections
- ENERGY STAR® •

Replaces **RWT360BW** ↻



GDE480BW

6.5 Cu. Ft. Capacity Electric Dryer

- 3 Auto and 4 Timed Dry Cycles
- Temperature Dryness Sensor
- Hamper Door with Front Lint Filter
- Drying, Cool Down, Wrinkle Saver Settings
- Gas Model Available - **GDG480BW**

↻ Replaces **RDE350BW** Electric
RGG350BW Gas



FGHB2866PF

27.8 Cu. Ft. French Door Refrigerator

- Adjustable Interior Storage
- Smudge-Proof™ Stainless Steel
- Pureair Ultra® Filters



FGTR1845QF

18.1 Cu. Ft. Top Mount Refrigerator

- Spacewise® Organization System
- Smudge-Proof™ Stainless Steel
- Full-Width Wire Freezer Shelf



FFSS2614QE *Black*
FFSS2614QP *White*
FFSS2614QS *Stainless Steel*
25.5 Cu. Ft. Side-by-Side Refrigerator

- Adjustable Interior Storage
- Puresource® Ultra Water Filtration
- Ready-Select® LCD Controls




FFTR2021QB *Black*
FFTR2021QW *White*
FFTR2021QS *Stainless Steel*
20.4 Cu. Ft. Top Freezer Refrigerator

- Store-More™ Humidity-Controlled Crisper Drawers
- Full-Width Wire Freezer Shelf
- Ready-Select® Controls



FFTR1821QB *Black* | **FFTR1814QB** *Black*
FFTR1821QW *White* | **FFTR1814QW** *White*
FFTR1821QS *SS* | **FFTR1814QS** *SS*
18.0 Cu. Ft. Top Freezer Refrigerator

- Store-More™ Humidity-Controlled Crisper Drawers
- Full-Width Wire Freezer Shelf
- Ready-Select® Controls



IM116000
Smart Choice Universal Top Mount Refrigerator Ice Maker Kit

- Easy Install
- Kit Includes Ice Maker, Water Valve, and Installation Hardware

Vendor Authorization Required

dsisystemsinc.com



(800) 888-8876



FFVU21F4QW 21.0 Cu. Ft.
FFVU17F4QW 17.0 Cu. Ft.
Upright Convertible Refrigerator / Freezer

- Mechanical Temperature Controls
- LED Lighting
- Energy Star®



FFFH21F4QW 20.5 Cu. Ft.
FFFH17F4QW 16.6 Cu. Ft.
Upright Freezer

- Frost-Free Operation
- Adjustable Temperature Control
- Spacewise® Adjustable Baskets with Color-Coordinated Clips



FFFH20F2QW
 20.2 Cu. Ft. *Upright Freezer*

- Frost-Free Operation
- Adjustable Temperature Control
- Energy Efficient



FFFU14F2QW
 13.8 Cu. Ft. *Upright Freezer*

- Frost-Free Operation
- Adjustable Temperature Control
- Bright LED Lighting



FFCH16M5QW
 15.6 Cu. Ft. *Chest Freezer*

- Store-More™ Removable Basket
- Defrost Water Drain
- Adjustable Temperature Control



FFFC09M1QW
 9.05 Cu. Ft. *Chest Freezer*

- Store-More™ Removable Basket
- Defrost Water Drain
- Adjustable Temperature Control

FFFC07M1QW
 7.2 Cu. Ft. *Chest Freezer*

- Store-More™ Removable Basket
- Energy Efficient
- Power-On Indicator Light
- Adjustable Temperature Control

FFFC05M1QW
 5.0 Cu. Ft. *Chest Freezer*

- Spacewise® Removable Basket
- Energy Efficient
- Power-On Indicator Light
- Adjustable Temperature Control

Refrigeration



GFE28HSHSS *Stainless Steel*
27.7 Cu. Ft. French-Door Refrigerator

- Stainless Steel Dispenser
- Space Saving Icemaker
- Quick Space Shelf
- Turbo Cool and Turbo Freeze Settings
- Advanced Water Filtration Uses RPWFE Replacement Filter



GFE29HGDWW *White*
27.7 Cu. Ft. French-Door Refrigerator

- Dual Icemaker
- 2 Adjustable-Humidity Drawers
- TwinChill Evaporators
- Showcase LED Lighting



GNS23GSHSS *Stainless Steel*
GNS23GGHWW *White*
22.7 Cu. Ft. French-Door Refrigerator

- Internal Water Dispenser
- Factory-Installed Icemaker
- Upfront Temperature Controls
- 2 Clear Drawers

Vendor Authorization Required

dsisystemsinc.com



(800) 888-8876



Refrigeration



GSE25ESHSS *Stainless Steel*
GSE25ETHWW *White*
24.7 Cu. Ft. Side-by-Side Refrigerator

- Adjustable Slide-Out, Spillproof Glass Shelves
- Snack Drawer
- Adjustable-Humidity Drawers
- Adjustable-Temperature Drawer



GSH22JGDWW
21.9 Cu. Ft. Side-by-Side Refrigerator

- Adjustable Slide-Out, Spillproof Glass Shelves
- Snack Drawer
- Adjustable-Humidity Drawers
- Adjustable-Temperature Drawer



GBS20EGHWW *White*
20.3 Cu. Ft. Bottom Freezer Refrigerator

- Equipped for Optional Icemaker
- Upfront Temperature Controls
- Adjustable-Humidity Drawers
- Adjustable Glass Shelves

Refrigeration



GTE21GTHWW 21.2 Cu. Ft.
GTE18GTHWW 17.5 Cu. Ft.
Top Freezer Refrigerator

- Upfront Temperature Controls
- Adjustable Spill-Resistant Glass Shelves
- Snack Drawer
- Adjustable-Humidity Drawers



Hotpoint.

HPS15BTHLWW *White*
 14.6 Cu. Ft. *Recessed Handle Top*
Freezer Refrigerator

- Upfront Temperature Controls
- Adjustable Wire Shelves
- Fixed Large Door Shelves
- Sealed Drawers with Glass Cover
- Equipped for Optional Icemaker



FCM7SUWW 7.0 Cu. Ft.
FCM5SUWW 5.0 Cu. Ft.
Chest Freezer

- Manual Defrost
- Adjustable Temperature Control
- Slide-Out Bulk Storage Baskets
- Defrost Water Drain



IM4A
Icemaker

- Electronic Sensor Detects the Level of Water in the Mold and Provides Consistent Cube Size
- Water Temperature is Electronically Monitored



IM4D
Icemaker

- For Use in Most Top Freezer Refrigerators and Some Bottom Freezer Refrigerators
- Includes Ice Bucket, Fill Tube, Water Valve, Installation Materials and Hardware

Vendor Authorization Required

dsisystemsinc.com



(800) 888-8876



HRT18R1AWW *White*
HRT18R1AWB *Black*
18.1 Cu. Ft. Top Mount Refrigerator

- Full Width Adjustable Chrome Wire Shelves
- Full Width Opaque Gallon Bin
- Full Width Opaque Freezer Bins
- Ice Maker Ready

HRT18F1APS *SS*
HRT18R1APW *White*
HRT18R1APB *Black*
18.1 Cu. Ft. Top Mount Refrigerator

- Full Width Adjustable Spill-Proof Glass
- Full Width Clear Gallon Bin
- Full Width Clear Freezer Bins
- Factory Installed Icemaker

↻ Replaces **HT18TS52SW** *White*

HRT21F1APS *SS*
HRT21R2APP *White*
HRT21R2APE *Black*
20.6 Cu. Ft. Top Mount Refrigerator

- Full Width Adjustable Spill-Proof Glass
- Full Width Clear Gallon Bin
- Full Width Clear Freezer Bins
- Factory Installed Icemaker

↻ Replaces **HT21TS52SW** *White*
HT21TS52SB *Black*

FREEZERS

Stock up now, savor later.



HF71CM33NW *White* 7.0 Cu. Ft. Chest Freezer

- Manual Defrost
- Adjustable Temperature Control
- Defrost Water Drain
- Room for approximately 210 lbs. of frozen food

 Replaces **HCM071AW**



HF50CM23NW *White* 5.0 Cu. Ft. Chest Freezer

- Manual Defrost
- Adjustable Temperature Control
- Defrost Water Drain
- Removable Basket



HI7MK Ice Maker for HRT18 & HRT21

- Easy Installation
- Automatically Makes Ice Cubes
- Automatically Stops When Full

 Replaces **HI5MK**

Vendor Authorization Required

dsisystemsinc.com



FRIGIDAIRE
GALLERY

FGEF3035RF
30" Freestanding Electric Range

- Even Baking Technology
- Smudge-Proof™ Stainless Steel
- Spacewise® Expandable Elements
- Gas Model Available

↻ Replaces **FGEF3032MF**



FFEF3043LS *Stainless Steel*
30" Freestanding Electric Range

- Color-Coordinated Oven Door with Large Window
- Attractive Stainless Steel Exterior
- Spacewise® Expandable Elements
- Gas Model Available



FFEF3048LS *Stainless Steel*
30" Freestanding Electric Range

- Large Capacity
- Attractive Stainless Steel Exterior
- Ready-Select® Controls



FFGF3047LS *Stainless Steel*
30" Freestanding Gas Range

- Sealed Gas Burners
- Attractive Stainless Steel Exterior
- Ready-Select® Controls



FFEF3018LB *Black*
FFEF3018LW *White*
30" Freestanding Electric Range

- Large Capacity
- Extra-Large Element
- Ready-Select® Controls



FFEF3015LM *Silver Mist*
FFEF3015LS *Stainless Steel*
30" Freestanding Electric Range

- Store-More™ Storage Drawer
- One-Touch Self Clean
- Ready-Select® Controls



FFEF3015PB *Black*
FFEF3015PW *White*
30" Freestanding Electric Range

- Store-More™ Storage Drawer
- One-Touch Self Clean
- Ready-Select® Controls



FFEF3011LB *Black*
FFEF3011LW *White*
30" Freestanding Electric Range

- Store-More™ Storage Drawer
- HI/LO Broil Options
- Ready-Select® Controls
- Gas Model Available

Vendor Authorization Required

dsisystemsinc.com



(800) 888-8876



FGMV175QF

1.7 Cu. Ft. Over-The-Range Microwave

- Sensor Cooking
- Smudge-Proof™ Stainless Steel
- Over 30 Options

FRIGIDAIRE
GALLERY.



FFMV164LS *Stainless Steel*

1.6 Cu. Ft. Over-The-Range Microwave

- Multi-Stage Cooking Option
- Attractive Stainless Steel Exterior
- Two Speed Ventilation



FFMV162LB *Black*

FFMV162LW *White*

1.6 Cu. Ft. Over-The-Range Microwave

- Multi-Stage Cooking Option
- Fits-More™ Capacity
- Two Speed Ventilation

Cooking



JB630DFWW *White*
30" Free-Standing Electric Range

- 5.3 Cu. Ft. Oven Capacity
- Ceramic Glass Cooktop
- Removable Full-Width Storage Drawer
- **Gas Model Available - JGB630DEFWW**



JB350DFWW *White*
30" Free-Standing Electric Range

- Power Boil Coil Element
- Heavy-Duty Self-Clean Roller Rack
- 5.3 Cu. Ft. Oven Capacity
- Removable Full-Width Storage Drawer
- Chrome Drip Bowls



JB250DFWW *White*
30" Free-Standing Electric Range

- 5.3 Cu. Ft. Oven Capacity
- Coil Heating Elements
- Removable Full-Width Storage Drawer



JVM7195DFWW *White*
JVM7195SFSS *SS*
**1.9 Cu. Ft. Over-the-Range
Sensor Microwave**

- Power Saver Mode
- USDA MyPlate Menu
- Steam Cook Button
- Three-Speed, 300-CFM Venting System



JVM6175DFWW *White*
JVM6175SFSS *SS*
**1.7 Cu. Ft. Over-the-Range
Sensor Microwave**

- Auto and Time Defrost
- Recessed Turntable with On/Off
- Two-Speed, 300-CFM Venting System
- Removable Two-Position Oven Rack



JVM3160DFWW
**1.6 Cu. Ft. Over-the-Range
Microwave**

- Convenience Cooking Controls
- Auto and Time Defrost
- Turntable On/Off
- Two-Speed, 300-CFM Venting System

Vendor Authorization Required

dsisystemsinc.com



(800) 888-8876



FGID2466QF

24" Built-In Dishwasher

- Dishsense™ Technology
- Smudge-Proof™ Stainless Steel
- Spacewise® Organization System



FFBD2411NB *Black*
FFBD2411NW *White*
FFBD2411NS *Stainless Steel*
24" Built-In Dishwasher

- High Temperature Wash
- Ready-Select® Controls
- Fits-More™ Capacity



FBD2400KB *Black*
FBD2400KW *White*
FBD2400KS *Stainless Steel*
24" Built-In Dishwasher

- Tall-Tub Design
- Attractive Stainless Steel Exterior
- Ready-Select® Controls

Dishwashers



GDT580SGFWW *White*
GDT580SSFSS *Stainless Steel*
Stainless Steel Interior Dishwasher with Hidden Controls

- Full Stainless Steel Interior
- Easy Touch Adjustable Upper Rack with 2 Stem Safe Shelves
- Full Extension Smooth Glide Upper Rack
- 48 dBA with Status Light on Door



GDF520PGDWW *White*
Dishwasher with Front Controls

- Piranha™ Hard Food Disposer with Removable Filter
- Steam PreWash
- Sanitize Option (NSF Residential)
- SpaceMaker® Silverware Basket

Vendor Authorization Required

dsisystemsinc.com



(800) 888-8876



DWL4035MCSS
Stainless Steel Dishwasher

- Energy Star Qualified
- Built-In Tall Tub Dishwasher with Stainless Interior
- SteamRite Technology
- *Limited Availability*



DWL3225DDBB *Black*
DWL3225DDWW *White*
DWL3225SDSS *Stainless Steel*
Dishwasher

- Energy Star Qualified
- Built-In Tall Tub Dishwasher with Stainless Interior
- SteamRite Technology
- *Limited Availability*

Bedding



BRIGHTON

Enso Brighton 8" Memory Foam Mattress

- King **BRIGHTONKD KMAT**
- Queen **BRIGHTONQD QMAT**
- Twin **BRIGHTONXLTD TMAT**
- Twin **BRIGHTONTD TMAT**



SERENITY

Enso Serenity 10" Memory Foam Mattress

- King **SERENITYKD KMAT**
- Queen **SERENITYQD QMAT**
- Twin **SERENITYXLTD TMAT**
- Twin **SERENITYTD TMAT**



SYMPHONY

Enso Symphony 12" Hybrid Gel Foam Mattress

- King **SYMPHONYKD KMAT**
- Queen **SYMPHONYQD QMAT**
- Twin **SYMPHONYTD TMAT**



SONATA

Enso Sonata 13" Hybrid Gel Foam Mattress

- King **SONATAKD KMAT**
- Queen **SONATAQD QMAT**
- Twin **SONATATXLD TMAT**



RTA FOUNDATION

Enso RTA Foundation 8"

- King **FOUND8K**
- Queen **FOUND8Q**
- Twin **FOUND8T**

Vendor Authorization Required

dsisystemsinc.com



(800) 888-8876



46R
4 Leg Twin / Full



35R
5 Leg Twin / Full / Queen
• Suggested for Queen



56R
6 Leg Queen / King / California
• Suggested for King
• 1.25" x 1.25" Side Rails
• 1.25" x 1.25" Cross Arms
• Frames designed for beds with headboards



BeautySleep



AMUR

BeautySleep Plush Euro Top Innerspring

- 12.0" Profile
- Foam Encased Edge Support System
- AirFeel® Foam
- Triton® Lite Foundation
- 700 Series Wrapped Coil
- 10 Year Limited Warranty

- King **7003602331060 / (2)7006007755060**
- Queen **7003602331050 / 7006007755050**
- Full **7003602331030 / 7006007755030**
- Twin **7003602331010 / 7006007755010**



ARDSLEY VILLAGE

BeautySleep Lux Firm Pillow Top Innerspring

- 14.0" Profile
- Plush Comfort Foam
- AirCool® Memory Foam Center Third Support
- Foam Encased Edge Support System
- Triton® Lite Foundation
- 700 Series Wrapped Coil
- 10 Year Limited Warranty

- King **7003602361060 / (2)7006007755060**
- Queen **7003602361050 / 7006007755050**
- Full **7003602361030 / 7006007755030**



Bedding



RECHARGE®

Beautyrest



FLOWERS

BeautyRest Recharge Firm Tight Top / Pillow Top Innerspring

- Tight Top: 11.0" Profile; Pillow Top: 13.5" Profile
- SurfaceCool™ Fiber
- Total Surround Ventilated AirCool® BeautyEdge® Foam Encasement with Quantumlock™
- Triton® Foundation
- 800 Density Beautyrest® Pocketed Coil®
- 10 Year Limited Warranty

Pillow Top

- King 7003612341060 / (2)7000509555060
- Queen 7003612341050 / 7000509555050

Tight Top

- King 7003612321060 / (2)7000509555060
- Queen 7003612321050 / 7000509555050
- Full 7003612321030 / 7000509555030



GLEN IVES

BeautyRest Recharge World Class Pillow Top Innerspring

- 15.0" Profile
- SurfaceCool Plus™ Fiber
- Total Surround Ventilated AirCool® BeautyEdge® Foam Encasement with Quantumlock™
- Triton® Foundation
- 1000 Density Beautyrest® Pocketed Coil®
- 10 Year Limited Warranty

- King 7003624241060 / (2)7000509545060
- Queen 7003624241050 / 7000509545050



RESTFUL

- 1 Sided Pillow Top 10.5" Profile
- 390 Coil Count
- Foam Encased Edge
- 1 1/2" Ultra Soft Quilt
- 5 Year / 1 Year Non-Prorated Warranty

- King **8020S111060 / (2)S116021**
- Queen **8020S111050 / S116050**
- Full **8020S111030 / S116030**



PROMO

- 1 Sided Euro Top 6.0" Profile
- 390 Coil Count
- Factory Select Cover
- 1 Year Warranty

- Queen **8100S111050 / S116050**
- Full **8100S111030 / S116030**
- Twin **8100S111010 / S116010**



NORTHWOOD

- 2 Sided Plush 13.0" Profile
- 460 Coil Count
- Edge Supports
- 1 1/2" Ultra Soft Quilt
- 5 Year / 1 Year Non-Prorated Warranty

- King **8210S111060 / (2)S116021**
- Queen **8210S111050 / S116050**
- Full **8210S111030 / S116030**



SUMMIT

- 1 Sided Pillow Top 13.0" Profile
- 460 Coil Count
- Foam Encased Edge
- 2" Tack & Jump Quilt
- 10 Year / 1 Year Non-Prorated Warranty

- King **8375S111060 / (2)S116021**
- Queen **8375S111050 / S116050**

Only Available In Certain Regions

dsisystemsinc.com



(800) 888-8876