

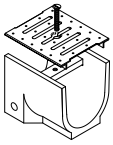

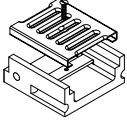

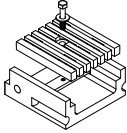

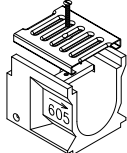

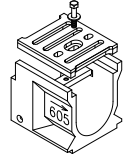

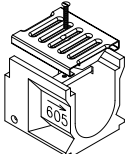

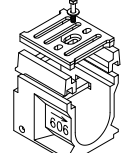

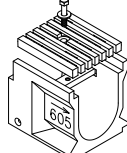

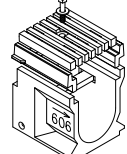

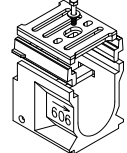


POLYCAST[®]

PRESLOPED SURFACE DRAINAGE SYSTEMS

QUICK QUOTE



	<p>DIN Application Load Class A - 3,372 lbs. - 15kN Residential, pedestrian, and cyclist traffic</p>		<p>400 Series Residential Channel DG0442 Grate DA0642 Locking Device List Price \$37.27/LF</p>	400
	<p>DIN Application Load Class A - 3,372 lbs. - 15kN Residential, pedestrian, and cyclist traffic</p>		<p>500 Series Channel DG0640 Grate DA0542 Locking Device List Price \$44.91/LF</p>	
	<p>DIN Application Load Class D - 89,920 lbs. - 400kN Trafficked sections of roads and highways</p>		<p>500 Series Channel DG0675HD Grate DA0542B Locking Device List Price \$56.76/LF</p>	500
	<p>DIN Application Load Class A - 3,372 lbs. - 15kN Residential, pedestrian, and cyclist traffic</p>		<p>600 Series Channel DG0640 Grate DA0642 Locking Device List Price \$44.92/LF</p>	
	<p>DIN Application Load Class C - 56,200 lbs. - 250kN Curb sides, highway shoulders, and parking areas</p>		<p>600 Series Channel DG0641 Grate DA0642B Locking Device List Price \$51.71/LF</p>	600
	<p>DIN Application Load Class C - 56,200 lbs. - 250kN Curb sides, highway shoulders, and parking areas</p>		<p>600 Series Channel DG0640R Grate DA0642 Locking Device List Price \$70.20/LF</p>	
	<p>DIN Application Load Class D - 89,920 lbs. - 400kN Trafficked sections of roads and highways</p>		<p>600 Series Channel DG0641D Grate DA0642B Locking Device List Price \$54.23/LF</p>	600
	<p>DIN Application Load Class D - 89,920 lbs. - 400kN Trafficked sections of roads and highways</p>		<p>600 Series Channel DG0675HD Grate DA0642B Locking Device List Price \$56.77/LF</p>	
	<p>DIN Application Load Class D - 89,920 lbs. - 400kN Trafficked sections of roads and highways</p>		<p>600 Series Channel DG0700AA Frame DG0675HD Grate DA0642B Locking Device List Price \$76.81/LF</p>	700
	<p>DIN Application Load Class D - 134,800 lbs. - 600kN Industrial areas, forklifts, traffic, ports, and dock sides</p>		<p>600 Series Channel DG0700AA Frame DG0641D Grate DA0642BH Locking Device List Price \$74.27/LF</p>	

SF_07_057_E